



US00D410038S

United States Patent [19]

[11] **Patent Number: Des. 410,038**

Golad et al.

[45] **Date of Patent: ** May 18, 1999**

[54] **DIE**

[75] Inventors: **Adar Golad**, Scherenenkweg 16, 8051 KH Hattem, Netherlands; **Dirk Ludovica Oscar de Haene**, Borgerhout; **Gert Yves Junes**, Berchem, both of Belgium

D. 352,322	11/1994	Mullaney et al.	D21/204
D. 379,206	5/1997	Meffert	D21/204
1,593,907	7/1926	Madan	D21/41 X
3,841,039	10/1974	Farnsworth, III	D21/205 X
4,807,883	2/1989	Silverman	273/146
5,083,793	1/1992	Sanford	273/146
5,511,782	4/1996	Maley	273/146
5,556,096	9/1996	Eardley et al.	273/146

[73] Assignee: **Adar Golad**, KH Hattem, Netherlands

Primary Examiner—Mitchell I. Siegel
Attorney, Agent, or Firm—Abelman, Frayne & Schwab

[**] Term: **14 Years**

[21] Appl. No.: **29/055,343**

[57] CLAIM

[22] Filed: **Jun. 4, 1996**

The ornamental design for a die, as shown and described.

[30] Foreign Application Priority Data

DESCRIPTION

Dec. 4, 1995 [NL] Netherlands 71367-03

FIG. 1 is a top plan view of a die according to our invention;
FIG. 2 is a bottom plan view thereof;
FIG. 3 is a front view thereof;
FIG. 4 is a rear thereof;
FIG. 5 is a right-side view thereof; and,
FIG. 6 is a left-side view thereof.

[51] **LOC (6) Cl.** **21-01**

[52] **U.S. Cl.** **D21/373**


[58] **Field of Search** D21/37, 41, 204,
D21/205; 273/146

[56] References Cited

U.S. PATENT DOCUMENTS

D. 41,920 11/1911 Cigol D21/205

1 Claim, 1 Drawing Sheet






FIG. 1

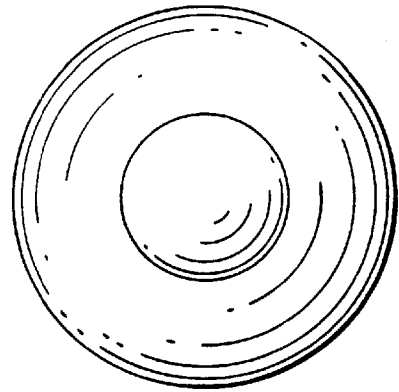


FIG. 2

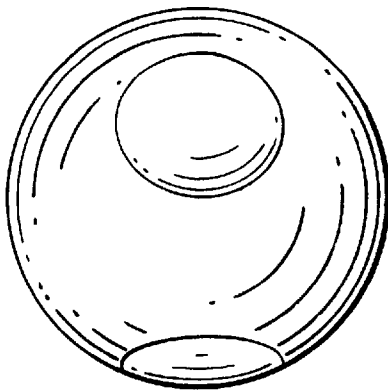


FIG. 3

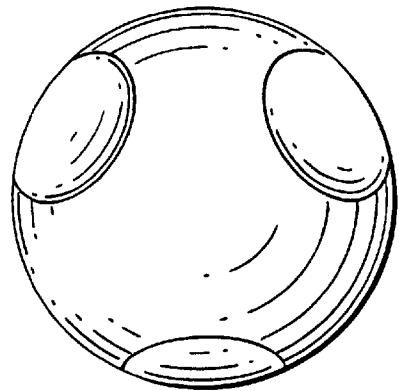


FIG. 4

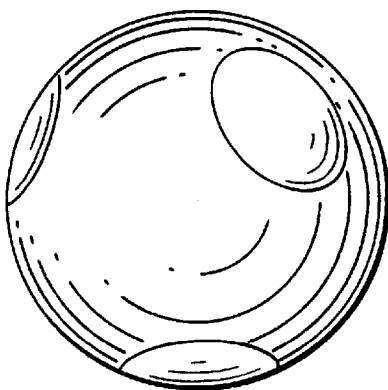


FIG. 5




FIG. 6