



US00D341230S

United States Patent [19]

[11] Patent Number: Des. 341,230

Kamata

[45] Date of Patent: ** Nov. 9, 1993

[54] SHEILD PLATE FOR A HELMET

4,866,792	9/1989	Arai	2/424
5,005,221	4/1991	Chen	2/424
5,095,551	3/1992	Chin	2/424
5,131,101	7/1992	Chin	2/424

[75] Inventor: Eitaro Kamata, Tokyo, Japan

[73] Assignee: Shoei Kako Kabushiki Kaisha, Tokyo, Japan

Primary Examiner—Ruth McInroy
Attorney, Agent, or Firm—Armstrong, Westerman, Hattori, McLeland & Naughton

[**] Term: 14 Years

[21] Appl. No.: 723,020

[57] CLAIM

[22] Filed: Jun. 28, 1991

The ornamental design for a shield plate for a helmet, as shown and described.

[30] Foreign Application Priority Data

Feb. 22, 1991 [JP] Japan 3-4699

[52] U.S. Cl. D29/18

[58] Field of Search D29/12-18;
2/424-425, 5-6, 9-10, 410-412, 422, 15

DESCRIPTION

[56] References Cited

U.S. PATENT DOCUMENTS

D. 240,092	6/1976	Urion	D29/16
D. 291,256	8/1987	Hollander	D29/16
D. 331,299	11/1992	Kamata	D29/15
4,495,657	1/1985	Bay	2/425
4,766,609	8/1988	Lane	D29/15

FIG. 1 is a front perspective view of a shield plate for a helmet showing my new design;
FIG. 2 is a front elevational view thereof;
FIG. 3 is a rear elevational view thereof;
FIG. 4 is a right side elevational view thereof;
FIG. 5 is a left side elevational view thereof;
FIG. 6 is a top plan view thereof;
FIG. 7 is a bottom plan view thereof;
FIG. 8 is a sectional view taken along line 8—8 in FIG. 2; and,
FIG. 9 is a sectional view taken along line 9—9 in FIG. 2.

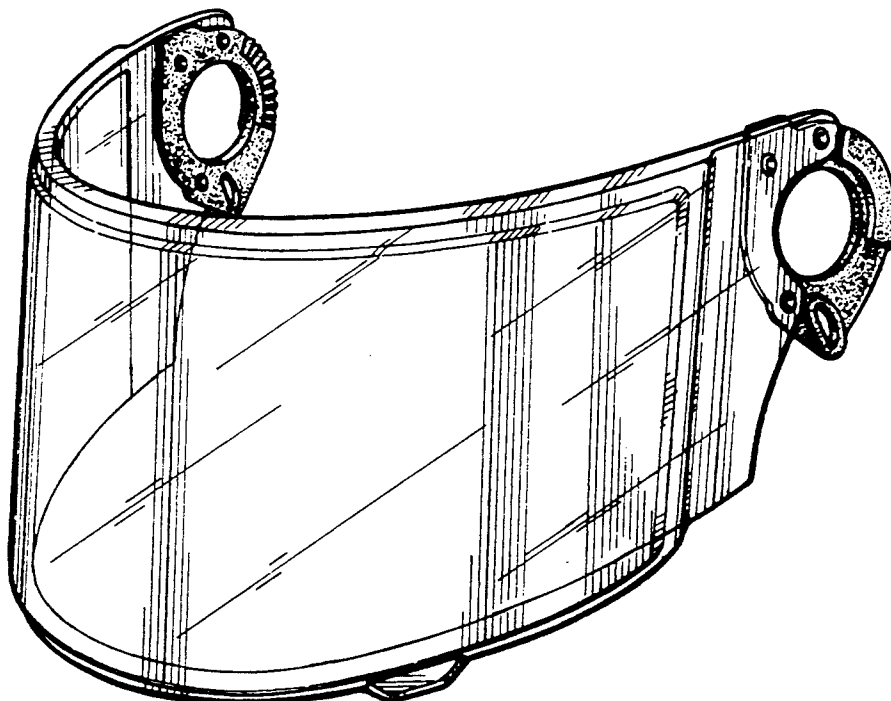


FIG. 1

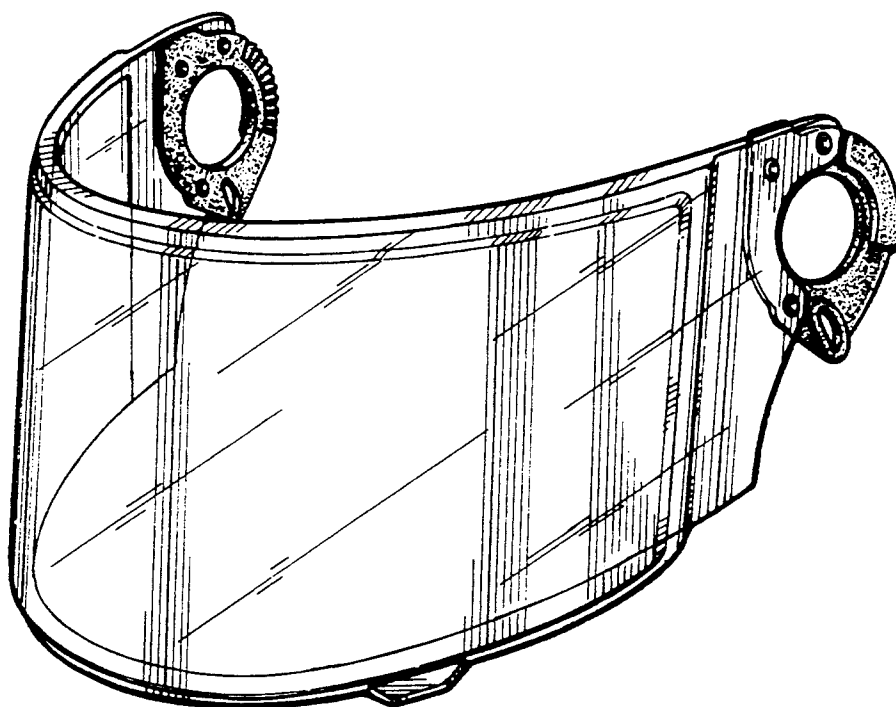


FIG.2

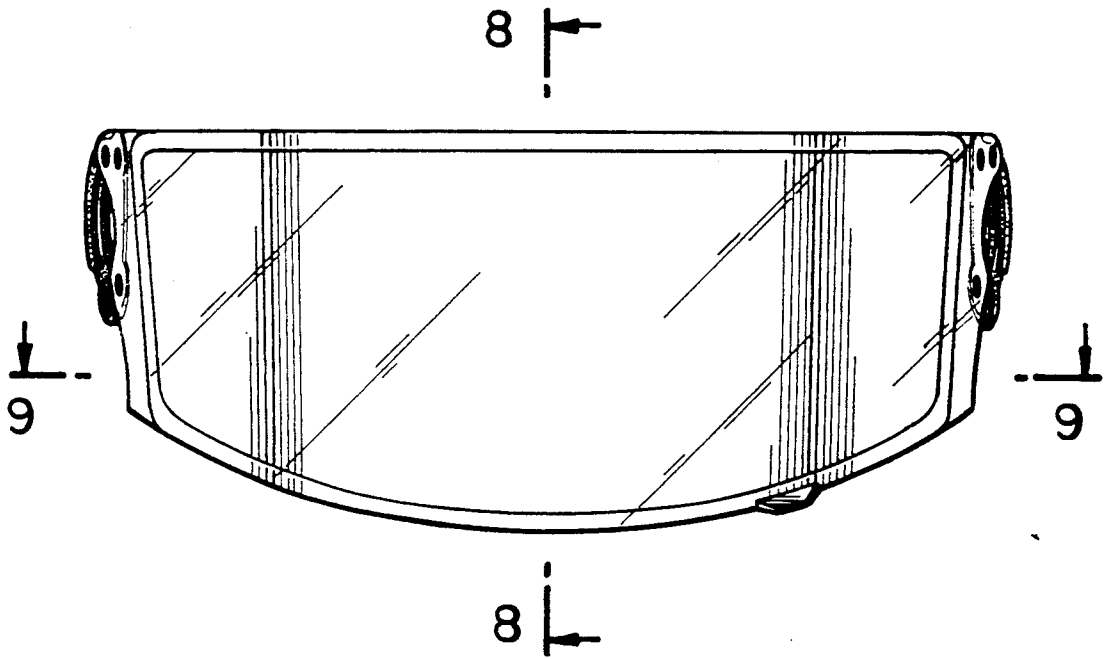


FIG.3

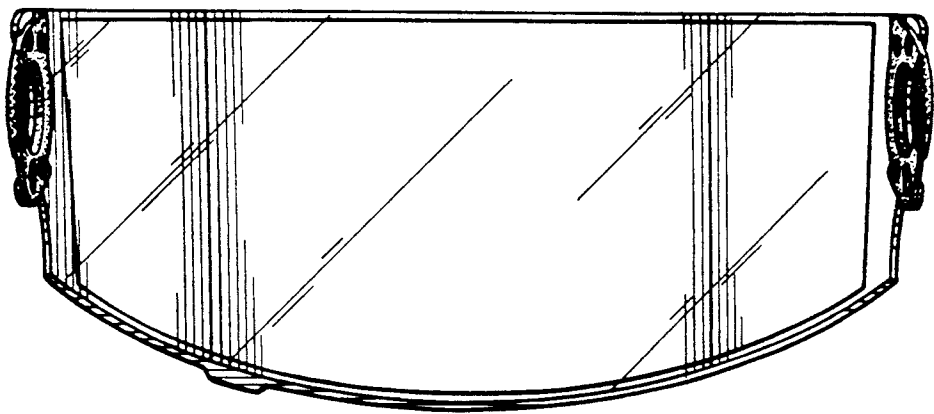


FIG.4

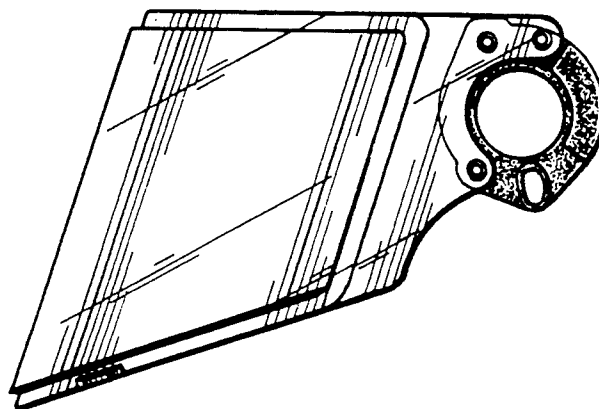


FIG.5

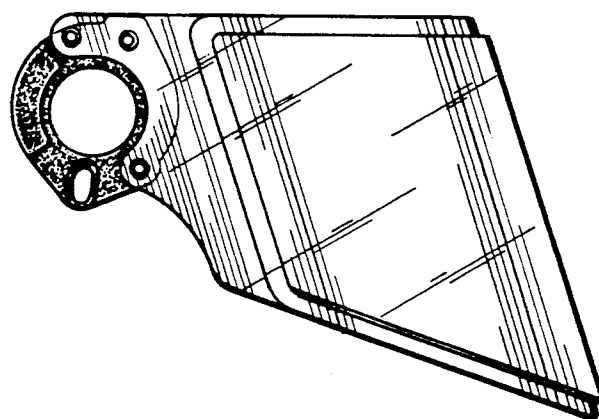


FIG.6

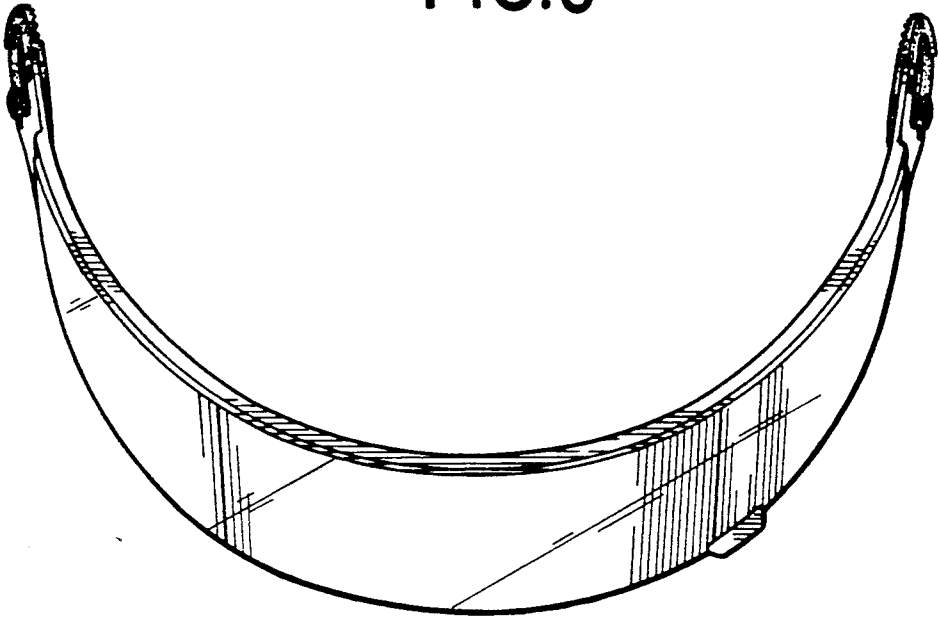


FIG.7

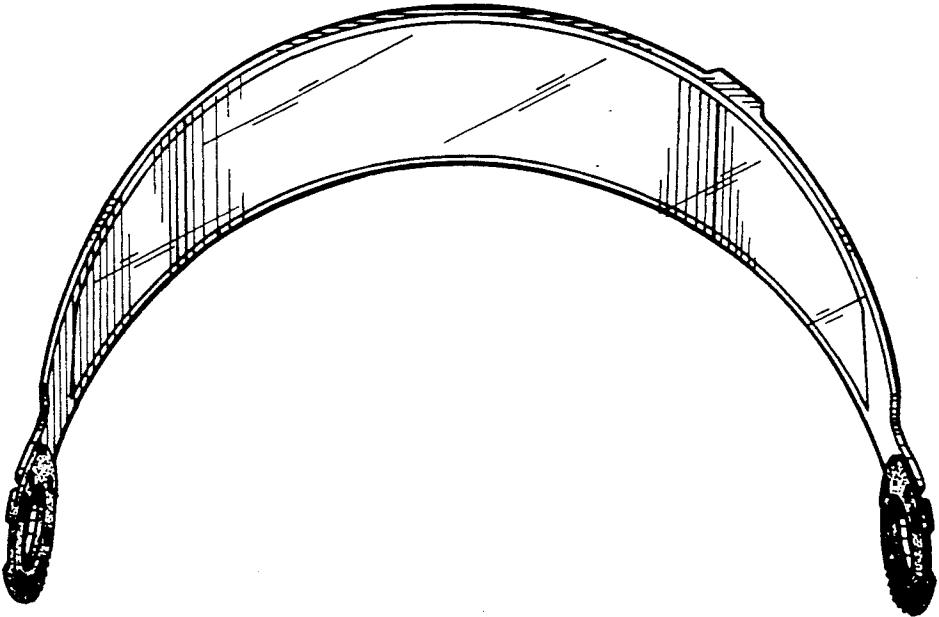


FIG.8

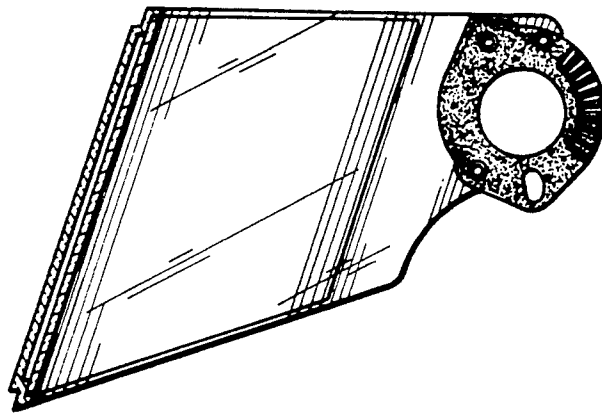


FIG.9

