US00D598178S

(12) United States Design Patent

Cutlip et al.

(10) Patent No.: US D598,178 S
(45) Date of Patent: ** Aug. 18, 2009

(54) **NOTCHED TROUSER LEG**

(75) Inventors: **Kevin Cutlip**, Ponce Inlet, FL (US); **Jodi Tomlinson**, Ponce Inlet, FL (US)

(73) Assignee: **GX, Inc.**, Ponce Inlet, FL (US)

(**) Term: **14 Years**

(21) Appl. No.: **29/301,812**

(22) Filed: **Mar. 18, 2008**

(51) **LOC (9) Cl.** **02-02**
(52) **U.S. Cl.** **D2/742**
(58) **Field of Classification Search** D2/742, D2/857, 731, 738, 748; 2/60, 227, 228, 237, 2/247–253
See application file for complete search history.

(56) **References Cited**

U.S. PATENT DOCUMENTS

175,733	A	*	4/1876	Myers et al.	2/237
D30,223	S		2/1899	Beberdick	
841,824	A		1/1907	Sweet	
1,698,012	A		1/1929	Cruden	
1,861,704	A	*	6/1932	Manke	2/227
1,863,482	A		6/1932	Isaacs	
2,434,714	A		1/1948	Newcombe	
2,850,741	A		9/1958	Marshall et al.	
3,115,641	A		12/1963	Rea	
3,566,410	A		3/1971	Merk et al.	
D255,168	S		6/1980	Taylor	
4,215,685	A		8/1980	Ibel	
4,240,158	A		12/1980	de Polo	
D261,323	S		10/1981	Catron	
D265,860	S		8/1982	Smith	
D269,135	S		5/1983	Langmyr	
D273,434	S		4/1984	Galbreath	
D293,617	S		1/1988	Barrett	
D295,574	S		5/1988	Campbell	
D315,438	S	*	3/1991	Startin	D2/747
D343,718	S	*	2/1994	Laster	D2/738
D402,086	S		12/1998	Rowe	
D423,191	S		4/2000	McCormick	
D436,714	S		1/2001	Korff	
D437,102	S		2/2001	Korff	
D461,944	S	*	8/2002	Williams, Jr.	D2/858
D469,596	S		2/2003	Schneider	
D507,392	S		7/2005	Sieber	
D542,008	S		5/2007	Bouaziz	

* cited by examiner

Primary Examiner—Ian Simmons
Assistant Examiner—R. Johnson
(74) *Attorney, Agent, or Firm*—Paul S. Rooy

(57) **CLAIM**

The ornamental design for a notched trouser leg, as shown and described.

DESCRIPTION

FIG. **1** is a rear isometric view of a notched trouser leg showing my new design; the broken lines showing the portion of the design which forms no part of the claim;

FIG. **2** is a rear isometric view of a notched trouser leg.

FIG. **3** is a left side isometric view of a notched trouser leg.

FIG. **4** is a front isometric view of a notched trouser leg.

FIG. **5** is a right side isometric view of a notched trouser leg.

FIG. **6** is a rear view of a notched trouser leg.

FIG. **7** is a right side view of a notched trouser leg.

FIG. **8** is a front view of a notched trouser leg; and,

FIG. **9** is a left side view of a notched trouser leg.

1 Claim, 5 Drawing Sheets

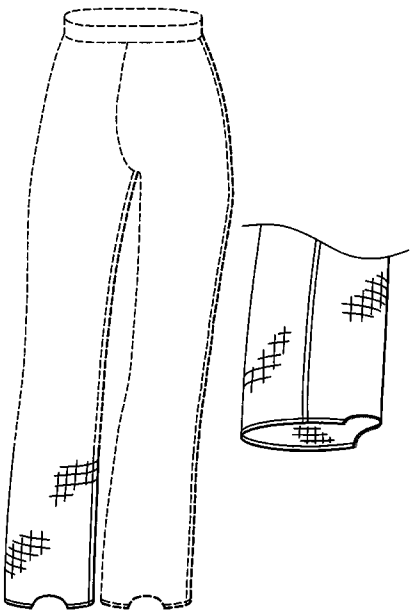

Fig. 1



Fig. 2



Fig. 3

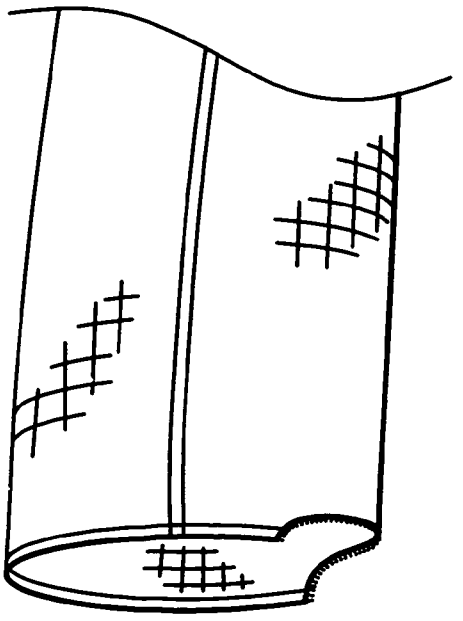

Fig. 4

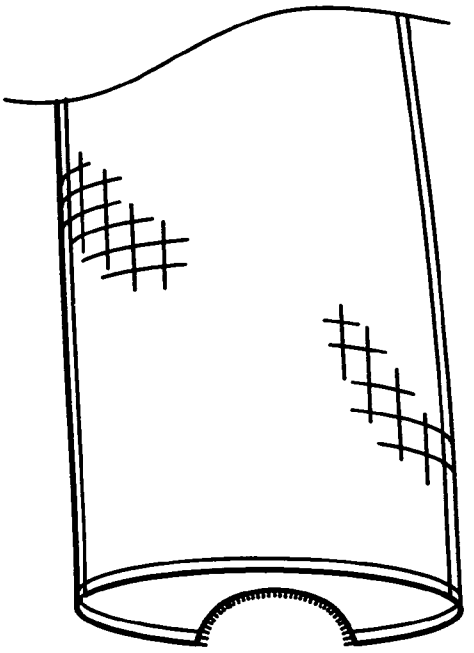

Fig. 5

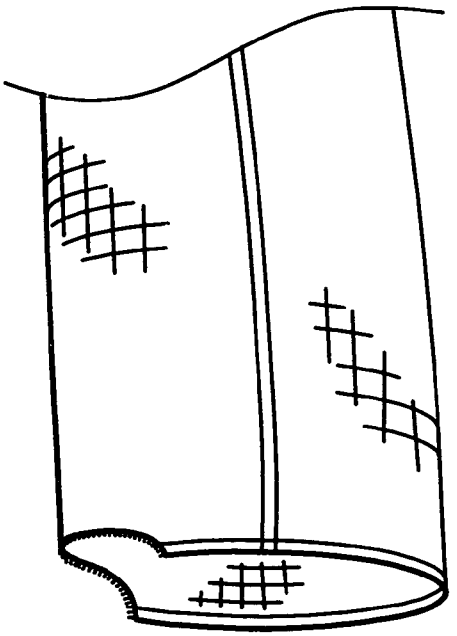

Fig. 6

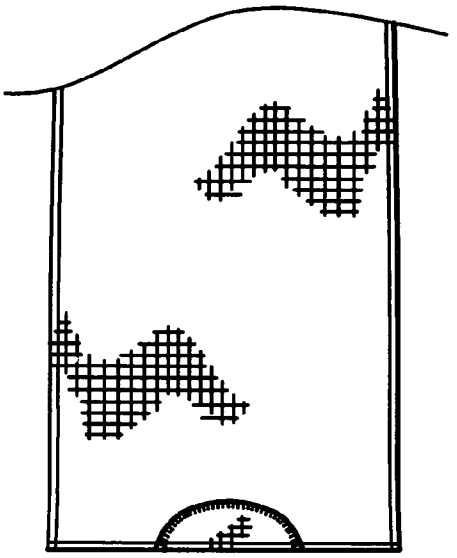

Fig. 7

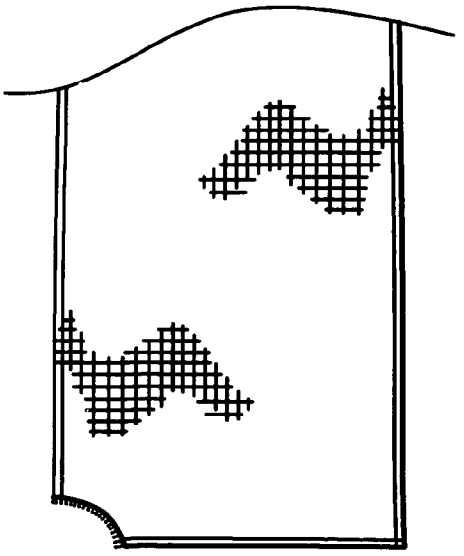

Fig. 8

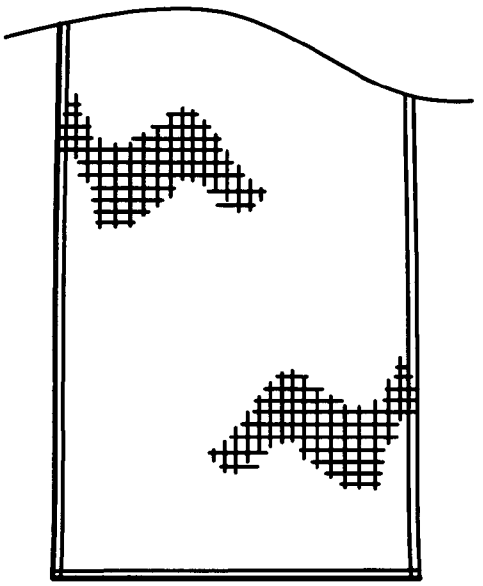

Fig. 9

