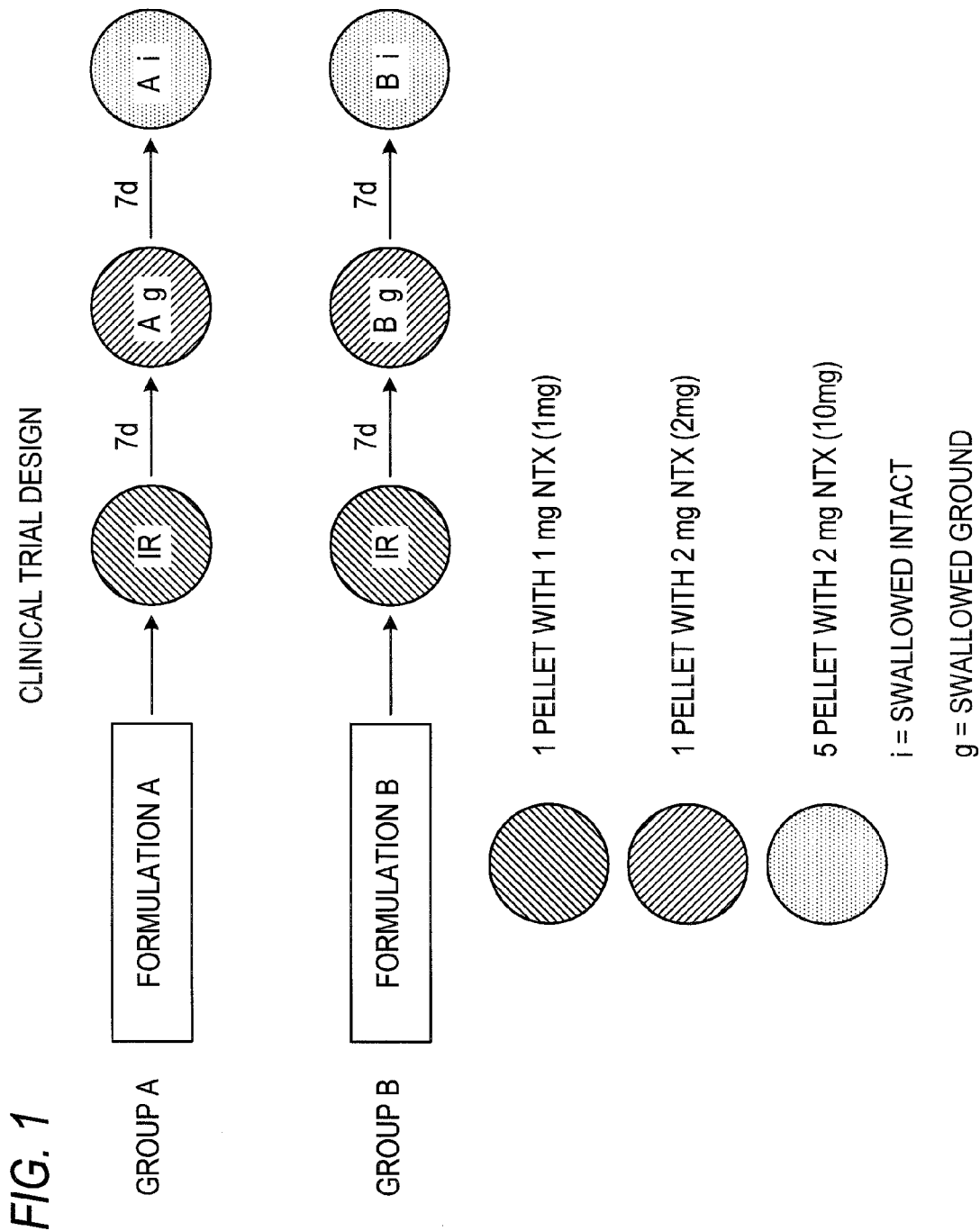




US 20140296276A1

(19) **United States**(12) **Patent Application Publication**
Breder et al.(10) **Pub. No.: US 2014/0296276 A1**(43) **Pub. Date: Oct. 2, 2014**(54) **SEQUESTERED ANTAGONIST
FORMULATIONS**continuation of application No. 10/214,408, filed on
Aug. 6, 2002, now abandoned.(71) Applicant: **Purdue Pharma L.P.**, Stamford, CT
(US)(60) Provisional application No. 60/310,533, filed on Aug.
6, 2001.(72) Inventors: **Christopher Breder**, Greenwich, CT
(US); **Benjamin Oshlack**, New York,
NY (US); **Curtis Wright**, Norwalk, CT
(US)**Publication Classification**(73) Assignee: **Purdue Pharma L.P.**, Stamford, CT
(US)(51) **Int. Cl.**
A61K 31/485 (2006.01)
A61K 9/20 (2006.01)
(52) **U.S. Cl.**
CPC **A61K 31/485** (2013.01); **A61K 9/20**
(2013.01)
USPC **514/282**(21) Appl. No.: **14/269,298**(22) Filed: **May 5, 2014**(57) **ABSTRACT****Related U.S. Application Data**(63) Continuation of application No. 13/900,044, filed on
May 22, 2013, now Pat. No. 8,758,825, which is a
continuation of application No. 11/352,900, filed on
Feb. 13, 2006, now Pat. No. 8,465,774, which is aDisclosed is an oral dosage form comprising (i) an opioid
agonist in releasable form and (ii) a sequestered opioid
antagonist which is substantially not released when the dos-
age form is administered intact, such that the ratio of the mean
C_{max} of the antagonist after single dose oral administration
of the dosage form after tampering to the mean C_{max} of
antagonist after single dose oral administration of an intact
dosage form is at least 1.5:1.



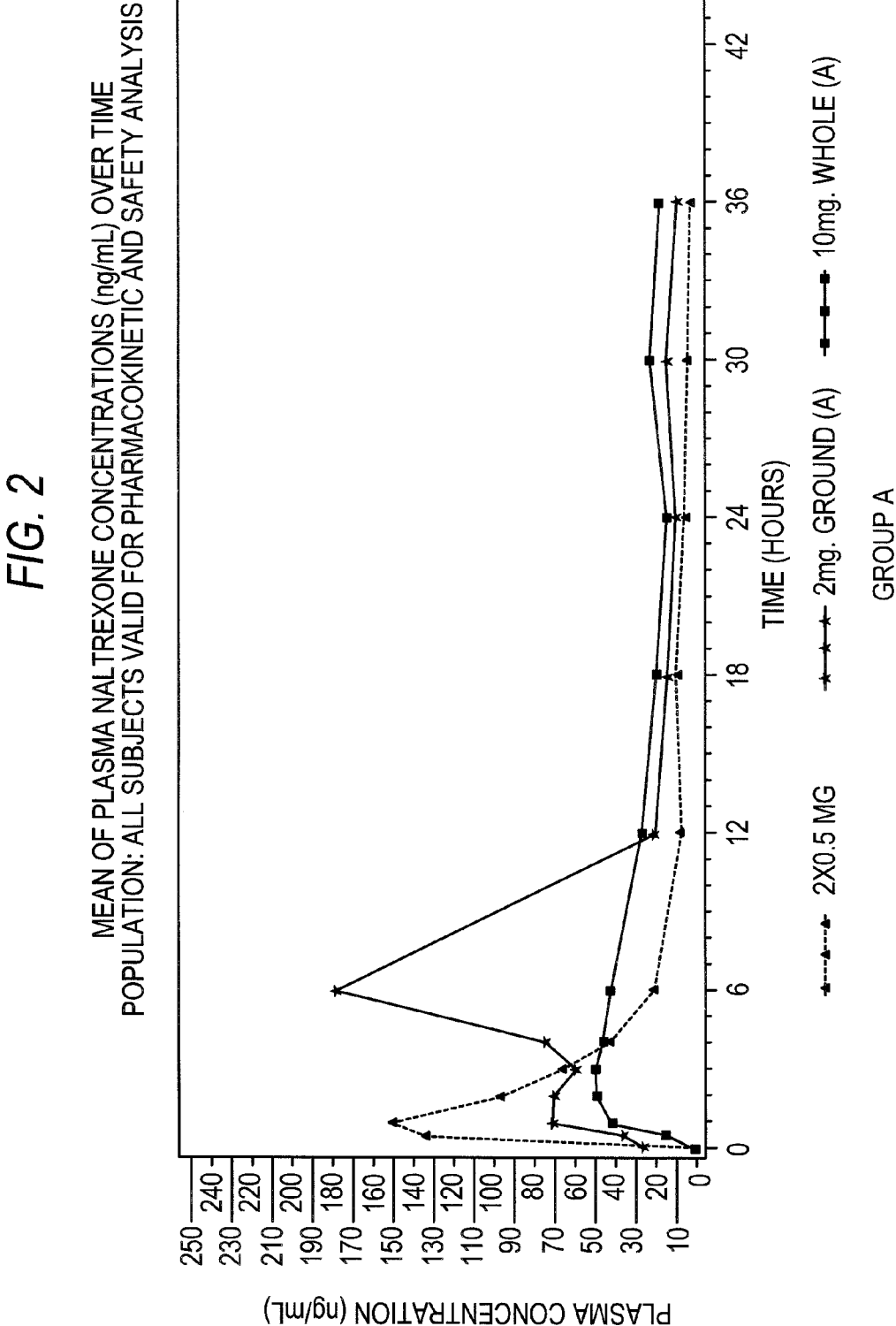
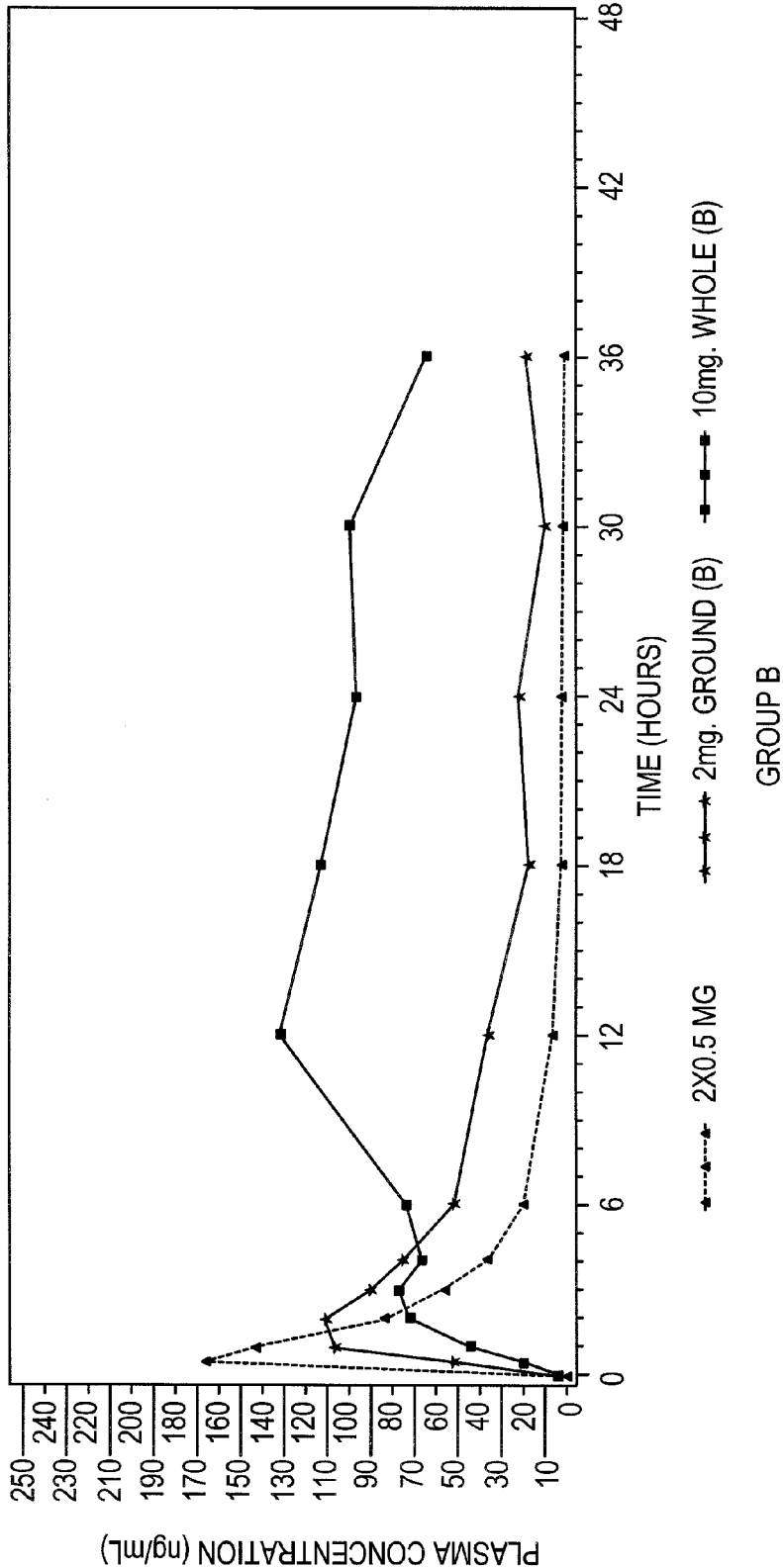


FIG. 3

MEAN OF PLASMA NALTREXONE CONCENTRATIONS (ng/mL) OVER TIME
POPULATION: ALL SUBJECTS VALID FOR PHARMACOKINETIC AND SAFETY ANALYSIS



SEQUESTERED ANTAGONIST FORMULATIONS

[0001] This application is a continuation of U.S. patent application Ser. No. 13/900,044, filed on May 22, 2013, which is a continuation of U.S. patent application Ser. No. 11/352,900, filed on Feb. 13, 2006, now U.S. Pat. No. 8,465,774, which is a continuation of U.S. patent application Ser. No. 10/214,408, filed on Aug. 6, 2002, which claims the benefit of U.S. Provisional Ser. No. 60/310,533, filed on Aug. 6, 2001, the disclosures of which are hereby incorporated by reference in their entireties.

BACKGROUND OF THE INVENTION

[0002] Opioid formulations are sometimes the subject of abuse. A particular dose of oxycodone may be more potent when administered parenterally as compared to the same dose administered orally. Also, some formulations can be tampered with to provide the opioid agonist contained therein better available for illicit use. For example, a controlled release opioid agonist formulation can be crushed to provide the opioid contained therein available for immediate release upon oral or parenteral administration.

[0003] Opioid antagonists have been combined with certain opioid agonists to deter the parenteral abuse of opioid agonists. In the prior art, the combination of immediate release pentazocine and naloxone has been utilized in tablets available in the United States, commercially available as Talwin® Nx from Sanofi-Winthrop. Talwin® Nx contains immediate release pentazocine hydrochloride equivalent to 50 mg base and naloxone hydrochloride equivalent to 0.5 mg base. A fixed combination therapy comprising tilidine (50 mg) and naloxone (4 mg) has been available in Germany for the management of pain since 1978 (Valoron® N, Goedecke). A fixed combination of buprenorphine and naloxone was introduced in 1991 in New Zealand (Temgesic® Nx, Reckitt & Colman) for the treatment of pain.

[0004] Purdue Pharma L.P. currently markets sustained-release oxycodone in dosage forms containing 10, 20, 40, 80 and 160 mg oxycodone hydrochloride under the tradename OxyContin.

[0005] U.S. Pat. Nos. 5,266,331; 5,508,042; 5,549,912 and 5,656,295 disclose sustained release oxycodone formulations.

[0006] U.S. Pat. Nos. 4,769,372 and 4,785,000 to Kreek describe methods of treating patients suffering from chronic pain or chronic cough without provoking intestinal dysmotility by administering 1 to 2 dosage units comprising from about 1.5 to about 100 mg of opioid analgesic or antitussive and from about 1 to about 18 mg of an opioid antagonist having little to no systemic antagonist activity when administered orally, from 1 to 5 times daily.

[0007] U.S. Pat. No. 5,472,943 to Crain et al. describes methods of enhancing the analgesic potency of bimodally acting opioid agonists by administering the agonist with an opioid antagonist.

[0008] All documents cited herein, including the foregoing are incorporated by reference in their entireties for all purposes.

OBJECTS AND SUMMARY OF THE INVENTION

[0009] It is an object of the invention to provide an oral dosage form of an opioid agonist that is useful for decreasing the potential for abuse of the opioid agonist contained therein.

[0010] It is an object of a preferred embodiment of the invention to provide an oral dosage form of an opioid agonist that is useful for decreasing the potential abuse of the opioid agonist without affecting the analgesic effects of the opioid agonist or incurring the risk of precipitating withdrawal.

[0011] It is an object of a preferred embodiment of the invention to provide an oral dosage form of an opioid agonist that is resistant to misuse, abuse or diversion, wherein said resistance does not depend on individual patient-specific differences in the effects of coadministered opioid agonist and antagonist mixtures.

[0012] It is an object of a preferred embodiment of the invention to provide an oral dosage form containing an effective dose of an opioid agonist along with a dose of opioid antagonist which does not change the analgesic efficacy of the opioid agonist when the dosage form is orally administered intact, but which can prevent abuse if the dosage form is tampered with by interfering with the effect of the opioid agonist.

[0013] It is an object of a preferred embodiment of the invention to provide a method for preventing abuse of an oral opioid dosage form where the dosage form also includes a dose of opioid antagonist which is sequestered, e.g., is not bioavailable when the dose is administered intact but is bioavailable when the dosage form is tampered with (e.g., in an attempt to misuse the dose of opioid analgesic).

[0014] It is a further object of a preferred embodiment of the invention to provide oral dosage forms that are intended for or are suitable for use in the management of acute or chronic pain where alteration of the opioid agonist's analgesic affects must be avoided such as in cases of tolerance, physical dependence or individual variability in hepatic metabolism or physiology.

[0015] It is a further object of a preferred embodiment of the invention to provide a method of treating pain in human patients with an oral dosage form of an opioid agonist while reducing its misuse by oral, parenteral, intranasal and/or sublingual route.

[0016] Some or all of the above objects and others are achieved by embodiments of the present invention, which is directed in part to an oral dosage form comprising an opioid agonist and an opioid antagonist, wherein the opioid antagonist is present in a substantially non-releasable form (i.e., "sequestered"). In preferred embodiments, the dosage form contains an orally therapeutically effective amount of the opioid agonist, the dosage form providing a desired analgesic effect. Because the opioid antagonist is present in a substantially non-releasable form, it does not substantially block the analgesic effect of the opioid agonist when the dosage form is orally administered intact, and does not pose a risk of precipitation of withdrawal in opioid tolerant or dependent patients.

[0017] In preferred embodiments, the oral dosage form of the present invention is directed to an oral dosage form comprising (i) an opioid agonist in releasable form and (ii) a sequestered opioid antagonist which is substantially not released when the dosage form is administered intact, such that the ratio of the mean C_{max} of the antagonist after single dose oral administration of the dosage form after tampering to the mean C_{max} of antagonist after single dose oral administration of an intact dosage form is at least 1.5:1.

[0018] In certain embodiments of the invention, the ratio of the mean C_{max} of antagonist after single oral administration

of an intact dosage form is at least 3:1, at least 4.5:1, at least 8:1, at least 10:1, at least 100:1 or at least 1000:1.

[0019] In other embodiments, the oral dosage form of the present invention is directed to an oral dosage form comprising (i) an opioid agonist in releasable form and (ii) a sequestered opioid antagonist which is substantially not released when the dosage form is administered intact, such that the ratio of the mean C_{max} of the antagonist after single dose oral administration of the dosage form after tampering to the mean C_{max} of antagonist after single dose oral administration of an intact dosage form is at least 1.5:1; wherein the opioid antagonist comprises naltrexone or a pharmaceutically acceptable salt thereof. In certain embodiments, the intact dosage form provides a mean C_{max} of naltrexone of 30 pg/ml or less, 15 pg/ml or less, 10 pg/ml or less, 6 pg/ml or less, 3 pg/ml or less or 1 pg/ml or less based on a dosage form containing 1 mg of naltrexone hydrochloride or an equivalent amount of naltrexone base or a pharmaceutically acceptable salt thereof other than the hydrochloride salt.

[0020] In preferred embodiments, the oral dosage form of the present invention is directed to an oral dosage form comprising (i) an opioid agonist in releasable form and (ii) a sequestered opioid antagonist which is substantially not released when the dosage form is administered intact, such that the ratio of the mean C_{max} of the antagonist after single dose oral administration of an immediate release reference product containing an equivalent amount of antagonist to the mean C_{max} of antagonist after single dose oral administration of an intact dosage form is at least 2:1.

[0021] In certain embodiments of the invention, the ratio of the mean C_{max} of the antagonist after single dose oral administration of an immediate release reference product containing an equivalent amount of antagonist to the mean C_{max} of antagonist after single dose oral administration of an intact dosage form is at least 4:1, at least 8:1, at least 12:1, at least 25:1, at least 150:1 or at least 2000:1.

[0022] In other embodiments, the oral dosage form of the present invention is directed to an oral dosage form comprising (i) an opioid agonist in releasable form and (ii) a sequestered opioid antagonist which is substantially not released when the dosage form is administered intact, such that the ratio of the mean C_{max} of the antagonist after single dose oral administration of an immediate release reference product containing an equivalent amount of antagonist to the mean C_{max} of antagonist after single dose oral administration of an intact dosage form is at least 2:1; wherein the opioid antagonist comprises naltrexone or a pharmaceutically acceptable salt thereof. In certain embodiments, the intact dosage form provides a mean C_{max} of naltrexone of 30 pg/ml or less, 15 pg/ml or less, 10 pg/ml or less, 6 pg/ml or less, 3 pg/ml or less or 1 pg/ml or less based on a dosage form containing 1 mg of naltrexone hydrochloride or an equivalent amount of naltrexone base or a pharmaceutically acceptable salt thereof other than the hydrochloride salt.

[0023] In preferred embodiments, the oral dosage form of the present invention is directed to an oral dosage form comprising (i) an opioid agonist in releasable form and (ii) a sequestered opioid antagonist which is substantially not released when the dosage form is administered intact, such that the ratio of the mean AUC_t of the antagonist after single dose oral administration of the dosage form after tampering to the mean AUC_t of antagonist after single dose oral administration of an intact dosage form is at least 1.5:1.

[0024] In certain embodiments of the invention, the ratio of the mean AUC_t of the antagonist after single dose oral administration of the dosage form after tampering to the mean AUC_t of antagonist after single dose oral administration of an intact dosage form is at least 3:1; at least 4.5:1; at least 8:1; at least 10:1; at least 100:1; or less than about 1000:1.

[0025] In other embodiments, the oral dosage form of the present invention is directed to an oral dosage form comprising (i) an opioid agonist in releasable form and (ii) a sequestered opioid antagonist which is substantially not released when the dosage form is administered intact, such that the ratio of the mean AUC_t of the antagonist after single dose oral administration of the dosage form after tampering to the mean AUC_t of antagonist after single dose oral administration of an intact dosage form is at least 1.5:1; wherein the opioid antagonist comprises naltrexone or a pharmaceutically acceptable salt thereof. In certain embodiments, the intact dosage form provides an AUC_t of naltrexone of 400 pg*h/ml or less; 350 pg*h/ml or less; 225 pg*h/ml or less; 100 pg*h/ml or less; 50 pg*h/ml or less; or 25 pg*h/ml or less based on a dosage form containing 1 mg of naltrexone hydrochloride or an equivalent amount of naltrexone base or a pharmaceutically acceptable salt thereof other than the hydrochloride salt.

[0026] In preferred embodiments, the oral dosage form of the present invention is directed to an oral dosage form comprising (i) an opioid agonist in releasable form and (ii) a sequestered opioid antagonist which is substantially not released when the dosage form is administered intact, such that the ratio of the mean AUC_t of the antagonist after single dose oral administration of an immediate release reference product containing an equivalent amount of antagonist to the mean AUC_t of antagonist after single dose oral administration of an intact dosage form is at least 1.6:1.

[0027] In certain embodiments of the invention, the ratio of the mean AUC_t of the antagonist after single dose oral administration of an immediate release reference product containing an equivalent amount of antagonist to the mean AUC_t of antagonist after single dose oral administration of an intact dosage form is at least 4:1; at least 7:1; at least 12:1; at least 25:1; at least 150:1; or is less than about 2000:1.

[0028] In other embodiments, the oral dosage form of the present invention is directed to an oral dosage form comprising (i) an opioid agonist in releasable form and (ii) a sequestered opioid antagonist which is substantially not released when the dosage form is administered intact, such that the ratio of the mean AUC_t of the antagonist after single dose oral administration of an immediate release reference product containing an equivalent amount of antagonist to the mean AUC_t of antagonist after single dose oral administration of an intact dosage form is at least 1.6:1; wherein the opioid antagonist comprises naltrexone or a pharmaceutically acceptable salt thereof. In certain embodiments, the intact dosage form provides an AUC_t of naltrexone of 400 pg*h/ml or less; 350 pg*h/ml or less; 225 pg*h/ml or less; 100 pg*h/ml or less; 50 pg*h/ml or less; or 25 pg*h/ml or less based on a dosage form containing 1 mg of naltrexone hydrochloride or an equivalent amount of naltrexone base or a pharmaceutically acceptable salt thereof other than the hydrochloride salt.

[0029] In preferred embodiments, the oral dosage form of the present invention is directed to an oral dosage form comprising (i) an opioid agonist in releasable form and (ii) a sequestered opioid antagonist which is substantially not released when the dosage form is administered intact, such that the ratio of the mean T_{max} of the antagonist after single

dose oral administration of the intact dosage form to the mean Tmax of antagonist after single dose oral administration of a dosage form after tampering is at least 1.5.

[0030] In certain embodiments of the invention, the ratio of the mean Tmax of the antagonist after single dose oral administration of the dosage form after tampering to the mean Tmax of antagonist after single dose oral administration of an intact dosage form is at least at least 3:1; at least 4:1; at least 8:1; at least 10:1; at least 50:1; or less than about 100:1.

[0031] In other embodiments, the oral dosage form of the present invention is directed to an oral dosage form comprising (i) an opioid agonist in releasable form and (ii) a sequestered opioid antagonist which is substantially not released when the dosage form is administered intact, such that the ratio of the mean Tmax of the antagonist after single dose oral administration of the intact dosage form to the mean Tmax of antagonist after single dose oral administration of a dosage form after tampering is at least 1.5; wherein the opioid antagonist comprises naltrexone or a pharmaceutically acceptable salt thereof. In certain embodiments, the intact dosage form provides a Tmax of naltrexone of about 0.75 hours to about 36 hours; about 1 hour to about 30 hours; about 2 hour to about 20 hours; of about 3 hours to about 20 hours; about 5 hours to about 15 hours; or about 6 hours to about 10 hours.

[0032] In preferred embodiments, the oral dosage form of the present invention is directed to an oral dosage form comprising (i) an opioid agonist in releasable form and (ii) a sequestered opioid antagonist which is substantially not released when the dosage form is administered intact, such that the ratio of the mean Tmax of the antagonist after single dose oral administration of the intact dosage form to the mean Tmax of antagonist after single dose oral administration of an immediate release reference standard is at least 2:1.

[0033] In certain embodiments of the invention, the ratio of the mean Tmax of the antagonist after single dose oral administration of the intact dosage form to the mean Tmax of antagonist after single dose oral administration of an immediate release reference standard is at least 4:1; at least 10:1; at least 20:1; at least 50:1; at least 100:1; or less than about 150:1.

[0034] In other embodiments, the oral dosage form of the present invention is directed to an oral dosage form comprising (i) an opioid agonist in releasable form and (ii) a sequestered opioid antagonist which is substantially not released when the dosage form is administered intact, such that the ratio of the mean Tmax of the antagonist after single dose oral administration of the intact dosage form to the mean Tmax of antagonist after single dose oral administration of an immediate release reference standard is at least 2:1; wherein the opioid antagonist comprises naltrexone or a pharmaceutically acceptable salt thereof. In certain embodiments, the intact dosage form provides a Tmax of naltrexone of about 0.75 hours to about 36 hours; about 1 hour to about 30 hours; about 2 hour to about 20 hours; of about 3 hours to about 20 hours; about 5 hours to about 15 hours; or about 6 hours to about 10 hours.

[0035] In other embodiments, the oral dosage form of the present invention is directed to an oral dosage form comprising (i) an opioid agonist in releasable form and (ii) a sequestered opioid antagonist which is substantially not released when the dosage form is administered intact, such that the ratio of the Cmax of the antagonist after single dose oral administration of the dosage form to an individual patient

after tampering to the Cmax of antagonist after single dose oral administration to an individual patient of an intact dosage form is at least 1.5:1.

[0036] In certain embodiments, the oral dosage form of the present invention is directed to an oral dosage form comprising (i) an opioid agonist in releasable form and (ii) a sequestered opioid antagonist which is substantially not released when the dosage form is administered intact, such that the ratio of the Cmax of the antagonist after single dose oral administration to an individual patient of an immediate release reference product containing an equivalent amount of antagonist to the Cmax of antagonist after single dose oral administration to an individual patient of an intact dosage form is at least 2:1.

[0037] In other embodiments, the oral dosage form of the present invention is directed to an oral dosage form comprising (i) an opioid agonist in releasable form and (ii) a sequestered opioid antagonist which is substantially not released when the dosage form is administered intact, such that the ratio of the AUCt of the antagonist after single dose oral administration to an individual patient of the dosage form after tampering to the AUCt of antagonist after single dose oral administration of an intact dosage form to an individual patient is at least 1.5:1.

[0038] In certain embodiments, the oral dosage form of the present invention is directed to an oral dosage form comprising (i) an opioid agonist in releasable form and (ii) a sequestered opioid antagonist which is substantially not released when the dosage form is administered intact, such that the ratio of the AUCt of the antagonist after single dose oral administration to an individual patient of an immediate release reference product containing an equivalent amount of antagonist to the AUCt of antagonist after single dose oral administration to an individual patient of an intact dosage form is at least 1.6:1.

[0039] In other embodiments, the oral dosage form of the present invention is directed to an oral dosage form comprising (i) an opioid agonist in releasable form and (ii) a sequestered opioid antagonist which is substantially not released when the dosage form is administered intact, such that the ratio of the Tmax of the antagonist after single dose oral administration to an individual patient of the intact dosage form to the Tmax of antagonist after single dose oral administration to an individual patient of a dosage form after tampering is at least 1.5:1.

[0040] In certain embodiments, the oral dosage form of the present invention is directed to an oral dosage form comprising (i) an opioid agonist in releasable form and (ii) a sequestered opioid antagonist which is substantially not released when the dosage form is administered intact, such that the ratio of the Tmax of the antagonist after single dose oral administration to an individual patient of the intact dosage form to the Tmax of antagonist after single dose oral administration to an individual patient of an immediate release reference standard is at least 2:1.

[0041] In other embodiments, the invention is directed to any single embodiment above in combination with any single or multiple embodiments above, including embodiments of combinations of Tmax, AUCt and Cmax, irrespective of mean or individual data.

[0042] In certain embodiments, the invention is directed to any composition exhibiting any pharmacokinetic value, range or ratio that can be gleaned by one skilled in the art from the tables and examples of the present application.

[0043] In other embodiments, the invention is directed to a method of treating pain comprising administering a dosage form of any of the above embodiments.

[0044] In certain embodiments, the invention is directed to a method of preparing a dosage form comprising combining an opioid agonist and an opioid antagonist with a pharmaceutically acceptable excipient to form a dosage form of any of the above embodiments.

[0045] In other embodiments, the invention is directed to a method of preventing abuse of a dosage form comprising preparing a dosage form of any of the above embodiments.

[0046] In other embodiments, the invention is directed to an oral dosage form comprising an opioid agonist; and an orally-bioavailable opioid antagonist in a substantially non-releasable form; wherein the agonist and antagonist are at least partially interdispersed.

[0047] In embodiments of the invention wherein the antagonist is in the form of multiparticulates coated with a sequestering material, the multiparticulates can be in the form of inert beads coated with the antagonist and overcoated with the material, or alternatively in the form of a granulation comprising the antagonist and the material. The multiparticulates can be dispersed in a matrix comprising the opioid agonist or contained in a capsule with the opioid agonist.

[0048] In embodiments of the invention wherein the antagonist is dispersed in a matrix comprising a sequestering material, which substantially prevents the release of the antagonist, the matrix can be in the form of pellets. The pellets can be dispersed in another matrix comprising the opioid agonist or contained in a capsule with the opioid agonist.

[0049] In other embodiments of the invention, part of the antagonist is in a matrix and/or part of the antagonist is in a coated bead.

[0050] The invention is also directed to methods of preventing abuse of an opioid agonist utilizing the dosage forms disclosed herein. The method can comprise providing the opioid agonist in an oral dosage form together with an opioid antagonist, wherein the opioid antagonist is present in a form which is in a substantially non-releasable form upon digestion when the integrity of the dosage form is maintained until digestion begins, but which becomes bioavailable if subjected to tampering (e.g., crushing, shear forces which break up the dosage form, etc., solvents or temperatures of greater than 45° C.).

[0051] Another embodiment of the invention is directed to a method of decreasing the abuse of an opioid agonist in an oral dosage form, comprising preparing an oral dosage form as disclosed herein. For example, the method can comprise preparing a dosage form which comprises (i) an orally therapeutically effective amount of an opioid agonist and (ii) an opioid antagonist in a substantially non-releasable form such that said dosage form provides a desired analgesic effect and said antagonist does not substantially block the analgesic effect of the opioid agonist when said dosage form is administered orally intact. In alternative embodiments, the effect of the opioid agonist is at least partially blocked when said dosage form tampered with, e.g., chewed, crushed or dissolved in a solvent, and administered orally, intranasally, parenterally or sublingually.

[0052] The invention is also directed to a method of treating pain with the dosage forms disclosed herein. The method can comprise providing an oral dosage form containing an opioid

agonist in a releasable form and an opioid antagonist in substantially non-releasable form; and orally administering the intact oral dosage form.

[0053] Another embodiment of the invention is directed to a method of treating pain with the disclosed dosage forms. In certain embodiments, the method of treating pain in patients with a dosage form having less abuse potential comprises providing an oral dosage form containing a releasable form of an opioid agonist and a substantially non-releasable form of an opioid antagonist; and orally administering the oral dosage form to provide a blood plasma level of agonist greater than the minimum analgesic concentration of the opioid agonist.

[0054] The invention is also directed to methods of preparing the dosage forms disclosed herein. In certain embodiments, the invention comprises a method of preparing an oral dosage form comprising pretreating an opioid antagonist to render it substantially non-releasable; and combining the pretreated antagonist with a releasable form of an opioid agonist in a manner that maintains the integrity of the non-releasable form of the antagonist.

[0055] Certain embodiments of the invention are directed to formulations wherein the agonist and antagonist are interdispersed and are not isolated from each other in two distinct layers. However in certain embodiments, the agonist and antagonist are partially interdispersed.

[0056] The term “analgesic effectiveness” is defined for purposes of the present invention as a satisfactory reduction in or elimination of pain, along with a tolerable level of side effects, as determined by the human patient. The phrase “not substantially blocking the analgesic effect of an opioid agonist” means that the opioid antagonist does not block the effects of the opioid agonist in sufficient degree as to render the dosage form therapeutically less effective for providing analgesia. The phrase “risk of precipitation of withdrawal” means that the proper action of the formulation does not depend on a specific ratio of agonist to antagonist or differential metabolism of either.

[0057] The term “an opioid antagonist in a substantially non-releasable form” refers to an opioid antagonist that is not released or substantially not released at one hour after the intact dosage form containing both opioid agonist and the opioid antagonist is orally administered (i.e., without having been tampered with). Such a dosage form is also referred to as comprising a “sequestered antagonist”.

[0058] Although the preferred embodiments of the invention comprise an opioid antagonist in a form that completely prevents the release of the opioid antagonist, the invention also includes an antagonist in a substantially non-releasable form. The term “substantially not released” refers to the antagonist that might be released in a small amount, as long as the amount released is not affect or does not significantly affect analgesic efficacy when the dosage form is orally administered to humans as intended.

[0059] In certain preferred embodiments of the invention, the substantially non-releasable form of the antagonist is resistant to laxatives (e.g., mineral oil) used to manage delayed colonic transit and to achlorhydric states.

[0060] In certain embodiments, the substantially non-releasable form of an opioid antagonist comprises an opioid antagonist that is formulated with one or more of pharmaceutically acceptable hydrophobic material, such that the antagonist is not released or substantially not released during its transit through the gastrointestinal tract when administered orally as intended, without having been tampered with.

[0061] In certain embodiments of the present invention, the substantially non-releasable form of the opioid antagonist is vulnerable to mechanical, thermal and/or chemical tampering, e.g., tampering by means of crushing, shearing, grinding, chewing and/or dissolution in a solvent in combination with heating (e.g., greater than about 45° C.) of the oral dosage form. When thus tampered with, the integrity of the substantially non-releasable form of the opioid antagonist will be compromised, and the opioid antagonist will be made available to be released. In certain embodiments, when the dosage form is chewed, crushed or dissolved and heated in a solvent, and administered orally, intranasally, parenterally or sublingually, the analgesic or euphoric effect of the opioid is reduced or eliminated. In certain embodiments, the effect of the opioid agonist is at least partially blocked by the opioid antagonist. In certain other embodiments, the effect of the opioid agonist is substantially blocked by the opioid antagonist.

[0062] The term “tampering” means any manipulation by mechanical, thermal and/or chemical means which changes the physical properties of the dosage form, e.g., to liberate the opioid agonist for immediate release if it is in sustained release form, or to make the opioid agonist available for inappropriate use such as administration by an alternate route, e.g., parenterally. The tampering can be, e.g., by means of crushing, shearing, grinding, chewing, dissolution in a solvent, heating (e.g., greater than about 45° C.), or any combination thereof.

[0063] The term “at least partially blocking the opioid effect” is defined for purposes of the present invention to mean that the opioid antagonist at least significantly blocks the euphoric effect of the opioid agonist, thereby reducing the potential for abuse of the opioid agonist in the dosage form.

[0064] In certain preferred embodiments of the present invention, the substantially non-releasable form of the opioid antagonist comprises opioid antagonist particles in a coating that substantially prevents the release of the antagonist. In preferred embodiments, the coating comprising one or more of pharmaceutically acceptable hydrophobic material. The coating is preferably impermeable to the opioid antagonist contained therein and is insoluble in the gastrointestinal system, thus substantially preventing the release of the opioid antagonist when the dosage form is administered orally as intended.

[0065] Accordingly, when the oral dosage form is not tampered with as to compromise the integrity of the coating, the opioid antagonist contained therein will not be substantially released during its first hour of transit through the gastrointestinal system, and thus would not be available for absorption. In certain preferred embodiments of the present invention, the hydrophobic material comprises a cellulose polymer or an acrylic polymer that is insoluble in the gastrointestinal fluids and impermeable to the opioid antagonist.

[0066] The term “particles” of opioid antagonist, as used herein, refers to granules, spheroids, beads or pellets comprising the opioid antagonist. In certain preferred embodiments, the opioid antagonist particles are about 0.2 to about 2 mm in diameter, more preferably about 0.5 to about 2 mm in diameter.

[0067] In certain embodiments of the present invention, the oral dosage form further comprises an opioid antagonist in a releasable form and is thus capable of being released from the oral dosage form when orally administered, the ratio of the opioid agonist to the releasable form of the opioid antagonist

being such that the dosage form, when administered orally, is analgesically effective. For example, when the opioid antagonist is coated with a coating that substantially prevents its release, and is then mixed with an opioid agonist and compressed into tablets, certain amounts of the coating might be cracked, thus exposing the opioid antagonist to be released upon oral administration.

[0068] Preferably, the opioid agonist useful for the present invention may be selected from the group consisting of morphine, hydromorphone, hydrocodone, oxycodone, codeine, levorphanol, meperidine, methadone and mixtures thereof. Preferred examples of the opioid antagonist useful for the present invention includes naltrexone, naloxone, nalmefene, cyclazacine, levallorphan, pharmaceutically acceptable salts thereof and mixtures thereof.

[0069] In certain embodiments of the present invention, the ratio of the opioid agonist and the opioid antagonist, present in a substantially non-releasable form, is about 1:1 to about 50:1 by weight, preferably about 1:1 to about 20:1 by weight or 15:1 to about 30:1. The weight ratio of the opioid agonist to opioid antagonist, as used in this application, refers to the weight of the active ingredients. Thus, for example, the weight of the opioid antagonist excludes the weight of the coating or matrix that renders the opioid antagonist substantially non-releasable, or other possible excipients associated with the antagonist particles. In certain preferred embodiments, the ratio is about 1:1 to about 10:1 by weight. Since the opioid antagonist is in a substantially non-releasable form, the amount of such antagonist within the dosage form may be varied more widely than the opioid agonist/antagonist combination dosage forms where both are available for release upon administration as the formulation does not depend on differential metabolism or hepatic clearance for proper functioning. For safety reasons, the amount of the opioid antagonist present in a substantially non-releasable form is selected as not to be harmful to humans even if fully released by tampering with the dosage form.

[0070] In certain preferred embodiments of the present invention, the opioid agonist comprises hydrocodone, oxycodone or pharmaceutically acceptable salts thereof and the opioid antagonist, present in a substantially non-releasable form, comprises naloxone, naltrexone or pharmaceutically acceptable salts thereof.

[0071] The oral dosage form containing an opioid agonist in combination with a substantially non-releasable form of an opioid antagonist includes, but are not limited to, tablets or capsules. The dosage forms of the present invention may include any desired pharmaceutical excipients known to those skilled in the art. The oral dosage forms may further provide an immediate release of the opioid agonist. In certain embodiments, the oral dosage forms of the present invention provide a sustained release of the opioid agonist contained therein. Oral dosage forms providing sustained release of the opioid agonist may be prepared in accordance with formulations/methods of manufacture known to those skilled in the art of pharmaceutical formulation, e.g., via the incorporation of a sustained release carrier into a matrix containing the substantially non-releasable form of an opioid antagonist; or via a sustained release coating of a matrix containing the opioid agonist and the substantially non-releasable form of the opioid antagonist.

[0072] The benefits of the abuse-resistant dosage form are especially great in connection with oral dosage forms of strong opioid agonists (e.g., oxycodone or hydrocodone),

which provide valuable analgesics but are prone to being abused. This is particularly true for sustained release opioid agonist products, which have a large dose of a desirable opioid agonist intended to be released over a period of time in each dosage unit. Drug abusers take such sustained-release product and crush, grind, extract or otherwise damage the product so that the full contents of the dosage form become available for immediate absorption. Since such tampering of the dosage form of the invention results in the opioid antagonist also becoming available for absorption, the present invention provides a means for frustrating such abuse. In addition, the present invention addresses the risk of overdose to ordinary patients from "dumping" effect of the full dose of the opioid agonist if the product is accidentally chewed or crushed.

[0073] The term "sustained release" is defined for purposes of the present invention as the release of the opioid agonist from the oral dosage form at such a rate that blood (e.g., plasma) concentrations (levels) are maintained within the therapeutic range (above the minimum effective analgesic concentration or "MEAC") but below toxic levels over a period of 8 to 24 hours, preferable over a period of time indicative of a twice-a-day or a once-a-day formulation.

[0074] The invention may provide for a safer product (e.g., less respiratory depression), if the product is misused, as well as one with less risk of abuse.

[0075] In certain embodiments, a combination of two opioid agonists is included in the formulation. In further embodiments, one or more opioid agonist is included and a further non-opioid drug is also included. Such non-opioid drugs would preferably provide additional analgesia, and include, for example, aspirin, acetaminophen, non-steroidal anti-inflammatory drugs ("NSAIDs"), NMDA antagonists, and cyclooxygenase-II inhibitors ("COX-II inhibitors").

[0076] In yet further embodiments, a non-opioid drug can be included which provides a desired effect other than analgesia, e.g., antitussive, expectorant, decongestant, or antihistamine drugs, and the like.

[0077] For purposes of the present invention, the term "opioid agonist" is interchangeable with the term "opioid" or "opioid analgesic" and shall include combinations of more than one opioid agonist, and also include the base of the opioid, mixed agonist-antagonists, partial agonists, pharmaceutically acceptable salts thereof, stereoisomers thereof, ethers and esters thereof, and mixtures thereof.

[0078] For purposes of the present invention, the term "opioid antagonist" shall include combinations of more than one opioid antagonist, and also include the base, pharmaceutically acceptable salts thereof, stereoisomers thereof, ethers and esters thereof, and mixtures thereof.

[0079] The invention disclosed herein is meant to encompass all pharmaceutically acceptable salts thereof of the disclosed opioid agonists and antagonists. The pharmaceutically acceptable salts include, but are not limited to, metal salts such as sodium salt, potassium salt, cesium salt and the like; alkaline earth metals such as calcium salt, magnesium salt and the like; organic amine salts such as triethylamine salt, pyridine salt, picoline salt, ethanolamine salt, triethanolamine salt, dicyclohexylamine salt, N,N'-dibenzylethylenediamine salt and the like; inorganic acid salts such as hydrochloride, hydrobromide, sulfate, phosphate and the like; organic acid salts such as formate, acetate, trifluoroacetate, maleate, tartrate and the like; sulfonates such as methane-

sulfonate, benzenesulfonate, p-toluenesulfonate, and the like; amino acid salts such as arginate, asparagine, glutamate and the like.

[0080] Some of the opioid agonists and antagonists disclosed herein may contain one or more asymmetric centers and may thus give rise to enantiomers, diastereomers, and other stereoisomeric forms. The present invention is also meant to encompass all such possible forms as well as their racemic and resolved forms and mixtures thereof. When the compounds described herein contain olefinic double bonds or other centers of geometric asymmetry, and unless specified otherwise, it is intended to include both E and Z geometric isomers. All tautomers are intended to be encompassed by the present invention as well.

[0081] As used herein, the term "stereoisomers" is a general term for all isomers of individual molecules that differ only in the orientation of their atoms in space. It includes enantiomers and isomers of compounds with more than one chiral center that are not mirror images of one another (diastereomers).

[0082] The term "chiral center" refers to a carbon atom to which four different groups are attached.

[0083] The term "enantiomer" or "enantiomeric" refers to a molecule that is nonsuperimposable on its mirror image and hence optically active wherein the enantiomer rotates the plane of polarized light in one direction and its mirror image rotates the plane of polarized light in the opposite direction.

[0084] The term "racemic" refers to a mixture of equal parts of enantiomers and which is optically inactive.

[0085] The term "resolution" refers to the separation or concentration or depletion of one of the two enantiomeric forms of a molecule.

[0086] The present invention is further directed to a method of decreasing the potential for abuse of an opioid agonist in an oral dosage form. The method comprises providing the opioid agonist in an oral dosage form as described herein.

BRIEF DESCRIPTION OF THE DRAWINGS

[0087] FIG. 1 is a graphical representation of the study of Example 4.

[0088] FIG. 2 is a graphical representation of the non-adjusted mean plasma naltrexone concentrations (ng/mL) over time for Group A.

[0089] FIG. 3 is a graphical representation of the non-adjusted mean plasma naltrexone concentrations (ng/mL) over time for Group B.

DETAILED DESCRIPTION OF THE INVENTION

[0090] It has been postulated that there exists at least three subspecies of opioid receptors, designated mu, kappa, and delta. Within this framework, the mu receptor is considered to be involved in the production of supraspinal analgesia, respiratory depression, euphoria, and physical dependence. The kappa receptor is considered to be involved in inducing spinal analgesia, miosis and sedation. Activation of the gamma receptors causes dysphoria and hallucinations, as well as respiratory and vasomotor stimulatory effects. A receptor distinct from the mu receptor and designated gamma has been described in the mouse *vas deferens*, Lord, et al. *Nature*, 1977, 267, 495-99. Opioid agonists are thought to exert their agonist actions primarily at the mu receptor and to a lesser degree at the kappa receptor. There are a few drugs that appear to act as partial agonists at one receptor type or another. Such

drugs exhibit a ceiling effect. Such drugs include nalorphine, propiram, and buprenorphine. Still other drugs act as competitive antagonists at the mu receptor and block the effects of morphine-like drugs, by exerting their actions at the kappa and omega receptors. The term agonist-antagonist has evolved to describe such mechanism of actions.

[0091] The present invention is directed to a controlled release opioid analgesic, similar in analgesic spectrum to existing controlled-release opioid analgesics, which is formulated to reduce and minimize misuse, abuse and diversion. In certain embodiments, these characteristics are conferred by the inclusion of an opioid antagonist such as naltrexone HCl, which is itself formulated in a unique controlled release matrix. The properties of this formulation are developed to liberate the antagonist in conditions of misuse or tampering yet a negligible amount of antagonist would be released (an amount which does not affect the analgesia experienced by the patient) under the prescribed conditions of use.

[0092] In certain embodiments of the invention, the release for the antagonist component of the formulation is expressed in terms of a ratio of the release achieved after tampering, e.g., by crushing or chewing, relative to the amount released from the intact formulation.

[0093] The present invention provides an oral dosage form of opioid agonist useful for decreasing the potential for abuse of the opioid agonist contained therein. The present invention includes an oral dosage form comprising an orally therapeutically effective amount of an opioid agonist in combination with an opioid antagonist. The opioid antagonist is present in a substantially non-releasable form.

[0094] In certain preferred embodiments, the opioid antagonist in a substantially non-releasable form comprises opioid antagonist particles coated with a coating that substantially prevents its release. In preferred embodiments, such coating surrounds the antagonist particles and is impermeable to the drug and is insoluble in the gastrointestinal system. When the dosage form of the present invention is orally administered to humans, the opioid antagonist is not substantially released from the coating and is, therefore, not available for absorption into the body. Thus, the opioid antagonist, although present in the dosage form, does not substantially block the analgesic effectiveness of the opioid agonist. However, if the oral dosage form of the present invention is tampered with as to compromise the integrity of the coating, the opioid antagonist contained therein would be made available to at least partially block the effect of the opioid agonist. This characteristic decreases the potential for abuse or diversion of the opioid agonist in the oral dosage form. For example, if one attempts to abuse the drug contained in the oral dosage form of the present invention by, e.g., chewing, crushing, grinding or dissolving it in a solvent with heat (e.g., greater than about 45° C. to about 50° C.), the coating will be damaged and will no longer prevent the opioid antagonist from being released. Upon administration, the opioid antagonist will be released and significantly block the euphoric effect of the opioid agonist.

[0095] In certain embodiments of the invention, the ratio of the opioid agonist to the coated opioid antagonist is such that when the oral dosage form is tampered with as to compromise the integrity of the coating that renders the opioid antagonist substantially non-releasable, the euphoric effect of the agonist would be negated by the opioid antagonist when misused by a human subject orally, parenterally, intranasally or sub-

lingually. In certain preferred embodiments of the invention, the euphoric effect of the opioid agonist would be negated by the opioid antagonist when misused parenterally or sublingually.

[0096] The present invention also includes an oral dosage form which comprises a releasable form of an opioid antagonist, along with an opioid agonist and coated opioid antagonist particles, the ratio of the agonist to the non-coated opioid antagonist being such, when administered orally as intended, the oral dosage form is analgesically effective.

[0097] In certain other embodiments of the present invention, the opioid antagonist in a substantially non-releasable form comprises an opioid antagonist dispersed in a matrix that renders the antagonist substantially non-releasable, wherein the matrix comprises one or more of a pharmaceutically acceptable hydrophobic material. The antagonist is substantially not released from the matrix, thus is not made available to be absorbed during its transit through the gastrointestinal system.

[0098] In certain other embodiments of the present invention, the opioid antagonist in a matrix that renders the antagonist substantially non-releasable comprises an opioid antagonist dispersed in a melt-extruded matrix, wherein the matrix comprises one or more of a pharmaceutically acceptable hydrophobic material.

[0099] In preferred embodiments, opioid agonists useful in the present invention include, but are not limited to, alfentanil, allylprodine, alphaprodine, anileridine, benzylmorphine, bezitramide, buprenorphine, butorphanol, clonitazene, codeine, desomorphine, dextromoramide, dezocine, diamipromide, diamorphine, dihydrocodeine, dihydromorphine, dimenoxadol, dimepheptanol, dimethylthiambutene, dioxaphetyl butyrate, dipipanone, eptazocine, ethoheptazine, ethylmethylthiambutene, ethylmorphine, etonitazene, etorphine, dihydroetorphine, fentanyl and derivatives, heroin, hydrocodone, hydromorphone, hydroxypethidine, isomethadone, ketobemidone, levorphanol, levophenacymorphan, lofentanil, meperidine, meptazinol, metazocine, methadone, metopon, morphine, myrophine, narceine, nicomorphine, norlevorphanol, normethadone, nalorphine, nalbuphene, normorphine, norpipanone, opium, oxycodone, oxymorphone, papaveretum, pentazocine, phenadoxone, phenomorphan, phenazocine, phenoperidine, piminodine, piritramide, prophetazine, promedol, properidine, propoxyphene, sufentanil, tilidine, tramadol, mixtures of any of the foregoing, salts of any of the foregoing, and the like. In certain embodiments, the amount of the opioid agonist in the claimed opioid composition may be about 75 ng to 750 mg.

[0100] In certain preferred embodiments, the opioid agonist is selected from the group consisting of hydrocodone, morphine, hydromorphone, oxycodone, codeine, levorphanol, meperidine, methadone, oxymorphone, buprenorphine, fentanyl and derivatives thereof, dipipanone, heroin, tramadol, etorphine, dihydroetorphine, butorphanol, levorphanol, or salts thereof or mixtures thereof. In certain preferred embodiments, the opioid agonist is oxycodone or hydrocodone. Equianalgesic doses of these opioids, in comparison to a 15 mg dose of hydrocodone, are set forth in Table A below:

TABLE A

Equianalgesic Doses of Opioids	
Opioid	Calculated Dose (mg)
Oxycodone	13.5
Codeine	90.0
Hydrocodone	15.0
Hydromorphone	3.375
Levorphanol	1.8
Meperidine	135.0
Methadone	9.0
Morphine	27.0

[0101] Although hydrocodone and oxycodone are effective in the management of pain, there has been an increase in their abuse by individuals who are psychologically dependent on opioids or who misuse opioids for non-therapeutic reasons. Previous experience with other opioids has demonstrated a decreased abuse potential when opioids are administered in combination with a narcotic antagonist especially in patients who are ex-addicts. Weinhold L L, et al. Buprenorphine Alone and in Combination with Naltrexone in Non-Dependent Humans, *Drug and Alcohol Dependence* 1992; 30:263-274; Mendelson J., et al., Buprenorphine and Naloxone Interactions in Opiate-Dependent Volunteers, *Clin Pharm Ther.* 1996; 60:105-114; both of which are hereby incorporated by reference. These combinations, however, do not contain the opioid antagonist that is in a substantially non-releasable form. Rather, the opioid antagonist is released in the gastrointestinal system when orally administered and is made available for absorption, relying on the physiology of the host to differentially metabolize the agonist and antagonist and negate the agonist effects.

[0102] Hydrocodone is a semisynthetic narcotic analgesic and antitussive with multiple central nervous system and gastrointestinal actions. Chemically, hydrocodone is 4,5-epoxy-3-methoxy-17-methylmorphinan-6-one, and is also known as dihydrocodeinone. Like other opioids, hydrocodone may be habit forming and may produce drug dependence of the morphine type. In excess doses hydrocodone, like other opium derivatives, will depress respiration.

[0103] Oral hydrocodone is also available in Europe (Belgium, Germany, Greece, Italy, Luxembourg, Norway and Switzerland) as an antitussive agent. A parenteral formulation is also available in Germany as an antitussive agent. For use as an analgesic, hydrocodone bitartrate is commercially available in the United States only as a fixed combination with non-opiate drugs (i.e., ibuprofen, acetaminophen, aspirin, etc.) for relief of moderate or moderately severe pain.

[0104] A common dosage form of hydrocodone is in combination with acetaminophen, and is commercially available, e.g., as Lortab® in the U.S. from UCB Pharma, Inc. as 2.5/500 mg, 5/500 mg, 7.5/500 mg and 10/500 mg hydrocodone/acetaminophen tablets. Tablets are also available in the ratio of 7.5 mg hydrocodone bitartrate and 650 mg acetaminophen; and 7.5 mg hydrocodone bitartrate and 750 mg acetaminophen. Hydrocodone in combination with aspirin is given in an oral dosage form to adults generally in 1-2 tablets every 4-6 hours as needed to alleviate pain. The tablet form is 5 mg hydrocodone bitartrate and 224 mg aspirin with 32 mg caffeine, or 5 mg hydrocodone bitartrate and 500 mg aspirin. A relatively new formulation comprises hydrocodone bitartrate and ibuprofen. Vicoprofen®, commercially available in the U.S. from Knoll Laboratories, is a tablet containing 7.5 mg

hydrocodone bitartrate and 200 mg ibuprofen. The present invention is contemplated to encompass all such formulations, with the inclusion of the opioid antagonist particles coated with a coating that renders the antagonist substantially non-releasable.

[0105] Oxycodone, chemically known as 4,5-epoxy-14-hydroxy-3-methoxy-17-methylmorphinan-6-one, is an opioid agonist whose principal therapeutic action is analgesia. Other therapeutic effects of oxycodone include anxiolysis, euphoria and feelings of relaxation. The precise mechanism of its analgesic action is not known, but specific CNS opioid receptors for endogenous compounds with opioid-like activity have been identified throughout the brain and spinal cord and play a role in the analgesic effects of this drug.

[0106] Oxycodone is commercially available in the United States, e.g., as Oxycontin® from Purdue Pharma L.P. as controlled-release tablets for oral administration containing 10 mg, 20 mg, 40 mg or 80 mg oxycodone hydrochloride, and as OxyIR™, also from Purdue Pharma L.P., as immediate-release capsules containing 5 mg oxycodone hydrochloride. The present invention is contemplated to encompass all such formulations, with the inclusion of an opioid antagonist in a substantially non-releasable form.

[0107] In preferred embodiments, the opioid antagonist of the present invention includes naltrexone, nalmeferene, cyclazacine, levallorphan and mixtures thereof. In certain preferred embodiments, the opioid antagonist is naloxone or naltrexone. In certain embodiments, the amount of the opioid antagonist, present in a substantially non-releasable form, may be about 10 ng to 275 mg.

[0108] Naloxone is an opioid antagonist, which is almost void of agonist effects. Subcutaneous doses of up to 12 mg of naloxone produce no discernable subjective effects, and 24 mg naloxone causes only slight drowsiness. Small doses (0.4-0.8 mg) of naloxone given intramuscularly or intravenously in man prevent or promptly reverse the effects of morphine-like opioid agonist. One mg of naloxone intravenously has been reported to completely block the effect of 25 mg of heroin. The effects of naloxone are seen almost immediately after intravenous administration. The drug is absorbed after oral administration, but has been reported to be metabolized into an inactive form rapidly in its first passage through the liver such that it has been reported to have significantly lower potency than as when parenterally administered. Oral dosage of more than 1 g have been reported to be almost completely metabolized in less than 24 hours. It has been reported that 25% of naloxone administered sublingually is absorbed. Weinberg, et al., Sublingual Absorption of selected Opioid Analgesics, *Clin Pharmacol Ther.* (1988); 44:335-340.

[0109] Other opioid antagonists, for example, cyclazocine and naltrexone, both of which have cyclopropylmethyl substitutions on the nitrogen, retain much of their efficacy by the oral route and their durations of action are much longer, approaching 24 hours after oral doses.

[0110] In the treatment of patients previously addicted to opioids, naltrexone has been used in large oral doses (over 100 mg) to prevent euphorogenic effects of opioid agonists. Naltrexone has been reported to exert strong preferential blocking action against mu over delta sites. Naltrexone is known as a synthetic congener of oxymorphone with no opioid agonist properties, and differs in structure from oxymorphone by the replacement of the methyl group located on the nitrogen atom of oxymorphone with a cyclopropylmethyl group. The hydrochloride salt of naltrexone is soluble in

water up to about 100 mg/cc. The pharmacological and pharmacokinetic properties of naltrexone have been evaluated in multiple animal and clinical studies. See, e.g., Gonzalez JP, et al. Naltrexone: A review of its Pharmacodynamic and Pharmacokinetic Properties and Therapeutic Efficacy in the Management of Opioid Dependence. *Drugs* 1988; 35:192-213, hereby incorporated by reference. Following oral administration, naltrexone is rapidly absorbed (within 1 hour) and has an oral bioavailability ranging from 5-40%. Naltrexone's protein binding is approximately 21% and the volume of distribution following single-dose administration is 16.1 L/kg.

[0111] Naltrexone is commercially available in tablet form (Revia®, DuPont) for the treatment of alcohol dependence and for the blockade of exogenously administered opioids. See, e.g., Revia (naltrexone hydrochloride tablets). *Physician's Desk Reference* 51st ed., Montvale, N.J. "A Medical Economics" 1997; 51:957-959. A dosage of 50 mg Revia® blocks the pharmacological effects of 25 mg IV administered heroin for up to 24 hours.

[0112] It is known that when coadministered with morphine, heroin or other opioids on a chronic basis, naltrexone blocks the development of physical dependence to opioids. It is believed that the method by which naltrexone blocks the effects of heroin is by competitively binding at the opioid receptors. Naltrexone has been used to treat narcotic addiction by complete blockade of the effects of opioids. It has been found that the most successful use of naltrexone for a narcotic addiction is with narcotic addicts having good prognosis, as part of a comprehensive occupational or rehabilitative program involving behavioral control or other compliance enhancing methods. For treatment of narcotic dependence with naltrexone, it is desirable that the patient be opioid-free for at least 7-10 days. The initial dosage of naltrexone for such purposes has typically been about 25 mg, and if no withdrawal signs occur, the dosage may be increased to 50 mg per day. A daily dosage of 50 mg is considered to produce adequate clinical blockade of the actions of parenterally administered opioids. Naltrexone has also been used for the treatment of alcoholism as an adjunct with social and psychotherapeutic methods.

[0113] In certain embodiments of the present invention, ratio of the opioid agonist to the substantially non-releasable form of an opioid antagonist in the oral dosage form is such that the effect of the opioid agonist is at least partially blocked when the dosage form is chewed, crushed or dissolved in a solvent and heated, and administered orally, intranasally, parenterally or sublingually. Since the oral dosage form of the present invention, when administered properly as intended, would not substantially release the opioid antagonist, the amount of such antagonist may be varied more widely than if the opioid antagonist is available to be released into the gastrointestinal system upon oral administration. For safety reasons, the amount of the antagonist present in a substantially non-releasable form should not be harmful to humans even if fully released. The ratio of particular opioid agonist to antagonist can be determined without undue experimentation by one skilled in the art.

[0114] In certain embodiments of the present invention, the ratio of the opioid agonist and the opioid antagonist, present in a substantially non-releasable form, is about 1:1 to about 50:1 by weight, preferably about 1:1 to about 20:1 by weight. In certain preferred embodiments, the ratio is about 1:1 to about 10:1 by weight. In a preferred embodiment of the invention, the opioid agonist comprises oxycodone or hydro-

codone and is present in the amount of about 15-45 mg and the opioid antagonist comprises naltrexone and is present in about 0.5-5 mg.

[0115] The oral dosage form of the present invention may further include, in addition to an opioid agonist and antagonist, one or more drugs that may or may not act synergistically therewith. Thus, in certain embodiments, a combination of two opioid agonists may be included in the dosage form, in addition to the opioid antagonist. For example, the dosage form may include two opioid agonists having different properties, such as half-life, solubility, potency, and a combination of any of the foregoing. In yet further embodiments, one or more opioid agonist is included and a further non-opioid drug is also included, in addition to the opioid antagonist. Such non-opioid drugs would preferably provide additional analgesia, and include, for example, aspirin, acetaminophen; non-steroidal anti-inflammatory drugs ("NSAIDs"), e.g., ibuprofen, ketoprofen, etc.; N-methyl-D-aspartate (NMDA) receptor antagonists, e.g., a morphinan such as dextromethorphan or dextrorphan, or ketamine; cyclooxygenase-II inhibitors ("COX-II inhibitors"); and/or glycine receptor antagonists.

[0116] In certain preferred embodiments of the present invention, the invention allows for the use of lower doses of the opioid analgesic by virtue of the inclusion of an additional non-opioid agonist, such as an NSAID or a COX-2 inhibitor. By using lower amounts of either or both drugs, the side effects associated with effective pain management in humans are reduced.

[0117] Suitable non-steroidal anti-inflammatory agents, including ibuprofen, diclofenac, naproxen, benoxaprofen, flurbiprofen, fenoprofen, flubufen, ketoprofen, indoprofen, piroprofen, carprofen, oxaprozin, pramoprofen, muprofen, trioxaprofen, suprofen, aminoprofen, tiaprofenic acid, fluprofen, bucloxic acid, indomethacin, sulindac, tolmetin, zomepirac, tiopinac, zidometacin, acemetacin, fentiazac, clidanac, oxpinac, mefenamic acid, meclofenamic acid, flufenamic acid, niflumic acid, tolfenamic acid, diflusal, flufenisal, piroxicam, sudoxicam or isoxicam, and the like. Useful dosages of these drugs are well known to those skilled in the art.

[0118] N-methyl-D-aspartate (NMDA) receptor antagonists are well known in the art, and encompass, for example, morphinans such as dextromethorphan or dextrorphan, ketamine, d-methadone or pharmaceutically acceptable salts thereof. For purposes of the present invention, the term "NMDA antagonist" is also deemed to encompass drugs that block a major intracellular consequence of NMDA-receptor activation, e.g. a ganglioside such as GM₁ or GT_{1b}, a phenothiazine such as trifluoperazine or a naphthalenesulfonamide such as N-(6-aminothexyl)-5-chloro-1-naphthalenesulfonamide. These drugs are stated to inhibit the development of tolerance to and/or dependence on addictive drugs, e.g., narcotic analgesics such as morphine, codeine, etc. in U.S. Pat. Nos. 5,321,012 and 5,556,838 (both to Mayer, et al.), and to treat chronic pain in U.S. Pat. No. 5,502,058 (Mayer, et al.), all of which are hereby incorporated by reference. The NMDA antagonist may be included alone, or in combination with a local anesthetic such as lidocaine, as described in these Mayer, et al. patents.

[0119] The treatment of chronic pain via the use of glycine receptor antagonists and the identification of such drugs is described in U.S. Pat. No. 5,514,680 (Weber, et al.), hereby incorporated by reference.

[0120] COX-2 inhibitors have been reported in the art and many chemical structures are known to produce inhibition of cyclooxygenase-2. COX-2 inhibitors are described, for example, in U.S. Pat. Nos. 5,616,601; 5,604,260; 5,593,994; 5,550,142; 5,536,752; 5,521,213; 5,475,995; 5,639,780; 5,604,253; 5,552,422; 5,510,368; 5,436,265; 5,409,944; and 5,130,311, all of which are hereby incorporated by reference. Certain preferred COX-2 inhibitors include celecoxib (SC-58635), DUP-697, flosulide (CGP-28238), meloxicam, 6-methoxy-2 naphthylacetic acid (6-MNA), MK-966 (also known as Vioxx), nabumetone (prodrug for 6-MNA), nimesulide, NS-398, SC-5766, SC-58215, T-614; or combinations thereof. Dosage levels of COX-2 inhibitor on the order of from about 0.005 mg to about 140 mg per kilogram of body weight per day are therapeutically effective in combination with an opioid analgesic. Alternatively, about 0.25 mg to about 7 g per patient per day of a COX-2 inhibitor is administered in combination with an opioid analgesic.

[0121] In yet further embodiments, a non-opioid drug can be included which provides a desired effect other than analgesia, e.g., antitussive, expectorant, decongestant, antihistamine drugs, local anesthetics, and the like.

Preparation of Opioid Antagonist in a Substantially Non-Releasable Form

[0122] In certain embodiments of the present invention, an opioid antagonist in a substantially non-releasable form may be prepared by combining the antagonist with one or more of a pharmaceutically acceptable hydrophobic material. For example, opioid antagonist particles may be coated with coating that substantially prevents the release of the antagonist, the coating comprising the hydrophobic materials(s). Another example would be an opioid antagonist that is dispersed in a matrix that renders the antagonist to be substantially non-releasable, the matrix comprising the hydrophobic materials(s). In certain embodiments, the pharmaceutical acceptable hydrophobic material comprises a cellulose polymer selected from the group consisting of ethylcellulose, cellulose acetate, cellulose propionate (lower, medium or higher molecular weight), cellulose acetate propionate, cellulose acetate butyrate, cellulose acetate phthalate and cellulose triacetate. An example of ethylcellulose is one that has an ethoxy content of 44 to 55%. Ethylcellulose may be used in the form of an alcoholic solution. In certain other embodiments, the hydrophobic material comprises polylactic acid, polyglycolic acid or a co-polymer of the polylactic and polyglycolic acid.

[0123] In certain embodiments, the hydrophobic material may comprise a cellulose polymer selected from the group consisting of cellulose ether, cellulose ester, cellulose ester ether, and cellulose. The cellulosic polymers have a degree of substitution, D.S., on the anhydroglucose unit, from greater than zero and up to 3 inclusive. By degree of substitution is meant the average number of hydroxyl groups present on the anhydroglucose unit comprising the cellulose polymer that are replaced by a substituting group. Representative materials include a polymer selected from the group consisting of cellulose acylate, cellulose diacylate, cellulose triacylate, cellulose acetate, cellulose diacetate, cellulose triacetate, mono, di, and tricellulose alkanylates, mono, di, and tricellulose aroylates, and mono, di, and tricellulose alkenyates. Exemplary polymers cellulose acetate having an acetyl content up to 32 to 39.8%; cellulose acetate having a D.S. of 1 to 2 and an

acetyl content of 21 to 35%; cellulose acetate having a D.S. of 2 to 3 and an acetyl content of 35 to 44.8%.

[0124] More specific cellulosic polymers include cellulose propionate having a D.S. of 1.8 and a propyl content of 39.2 to 45 and a hydroxyl content of 2.8 to 5.4%; cellulose acetate butyrate having a D.S. of 1.8, an acetyl content of 13 to 15% and a butyryl content of 34 to 39%; cellulose acetate butyrate having an acetyl content of 2 to 29%, a butyryl content of 17 to 53% and a hydroxyl content of 0.5 to 4.7%; cellulose triacylate having a D.S. of 2.9 to 3 such as cellulose triacetate, cellulose trivalerate, cellulose trilaurate, cellulose tripalmitate, cellulose trisuccinate, and cellulose trioctanoate; cellulose diacylates having a D.S. of 2.2 to 2.6 such as cellulose disuccinate, cellulose dipalmitate, cellulose dioctanoate, cellulose dipentanoate, and coesters of cellulose such as cellulose acetate butyrate, cellulose acetate octanoate butyrate and cellulose acetate propionate.

[0125] Additional cellulose polymers useful for preparing an opioid antagonist in a substantially non-releasable form includes acetaldehyde dimethyl cellulose acetate, cellulose acetate ethylcarbamate, cellulose acetate methylcarbamate, and cellulose acetate dimethylaminocellulose acetate.

[0126] An acrylic polymer useful for preparation of the opioid antagonist in a substantially non-releasable form includes, but are not limited to, acrylic resins comprising copolymers synthesized from acrylic and methacrylic acid esters (e.g., the copolymer of acrylic acid lower alkyl ester and methacrylic acid lower alkyl ester) containing about 0.02 to 0.03 mole of a tri (lower alkyl) ammonium group per mole of the acrylic and methacrylic monomers used. An example of a suitable acrylic resin is a polymer manufactured by Rohm Pharma GmbH and sold under the Eudragit® RS trademark. Eudragit RS30D is preferred. Eudragit® RS is a water insoluble copolymer of ethyl acrylate (EA), methyl methacrylate (MM) and trimethylammoniummethyl methacrylate chloride (TAM) in which the molar ratio of TAM to the remaining components (EA and MM) is 1:40. Acrylic resins such as Eudragit® RS may be used in the form of an aqueous suspension.

[0127] In certain embodiments of the invention, the acrylic polymer may be selected from the group consisting of acrylic acid and methacrylic acid copolymers, methyl methacrylate copolymers, ethoxyethyl methacrylates, cyanoethyl methacrylate, poly(acrylic acid), poly(methacrylic acid), methacrylic acid alkylamide copolymer, poly(methyl methacrylate), polymethacrylate, poly(methyl methacrylate) copolymer, polyacrylamide, aminoalkyl methacrylate copolymer, poly(methacrylic acid anhydride), and glycidyl methacrylate co-polymers.

[0128] When the opioid antagonist in a substantially non-releasable form comprises opioid antagonist particles coated with a coating that renders the antagonist substantially non-releasable, and when a cellulose polymer or an acrylic polymer is used for preparation of the coating composition, suitable plasticizers, e.g., acetyl triethyl citrate and/or acetyl tributyl citrate may also be admixed with the polymer. The coating may also contain additives such as coloring agents, talc and/or magnesium stearate, which are well known in the coating art.

[0129] The coating composition may be applied onto the opioid antagonist particles by spraying it onto the particles using any suitable spray equipment known in the art. For example, a Wuster fluidized-bed system may be used in which an air jet, injected from underneath, fluidizes the coated mate-

rial and effects drying while the insoluble polymer coating is sprayed on. The thickness of the coating will depend on the characteristics of the particular coating composition being used. However, it is well within the ability of one skilled in the art to determine by routine experimentation the optimum thickness of a particular coating required for a particular dosage form of the present invention.

[0130] The pharmaceutically acceptable hydrophobic material useful for preparing an opioid antagonist in a substantially non-releasable form includes a biodegradable polymer comprising a poly(lactic/glycolic acid) ("PLGA"), a polylactide, a polyglycolide, a polyanhydride, a polyorthoester, polycaprolactones, polyphosphazenes, polysaccharides, proteinaceous polymers, polyesters, polydioxanone, polygluconate, polylactic-acid-polyethylene oxide copolymers, poly(hydroxybutyrate), polyphosphoester or mixtures or blends of any of these.

[0131] In certain embodiments, biodegradable polymer comprises a poly(lactic/glycolic acid), a copolymer of lactic and glycolic acid, having molecular weight of about 2,000 to about 500,000 daltons. The ratio of lactic acid to glycolic acid is from about 100:0 to about 25:75, with the ratio of lactic acid to glycolic acid of 65:35 being preferred.

[0132] Poly(lactic/glycolic acid) may be prepared by the procedure set forth in U.S. Pat. No. 4,293,539 (Ludwig et al.), the disclosure of which is hereby incorporated by reference in its entirety. In brief, Ludwig prepares the copolymer by condensation of lactic acid and glycolic acid in the presence of a readily removable polymerization catalyst (e.g., a strong acid ion-exchange resin such as Dowex HCR-W2-H). The amount of catalyst is not critical to the polymerization, but typically is from about 0.01 to about 20 parts by weight relative to the total weight of combined lactic acid and glycolic acid. The polymerization reaction may be conducted without solvents at a temperature from about 100 C to about 250 C for about 48 to about 96 hours, preferably under a reduced pressure to facilitate removal of water and by-products. Poly(lactic/glycolic acid) is then recovered by filtering the molten reaction mixture in an organic solvent such as dichloromethane or acetone and then filtering to remove the catalyst.

[0133] Once the opioid antagonist in a substantially non-releasable form is prepared, it may be combined with an opioid agonist, along with conventional excipients known in the art, to prepare the oral dosage form of the present invention.

[0134] In certain preferred embodiments of the invention, the oral dosage form is a capsule or a tablet. When being formulated as a tablet, the opioid antagonist and agonist may be combined with one or more inert, non-toxic pharmaceutical excipients, which are suitable for the manufacture of tablets. Such excipients include, for example, an inert diluent such as lactose; granulating and disintegrating agents such as cornstarch; binding agents such as starch; and lubricating agents such as magnesium stearate.

[0135] The oral dosage form of the present invention may be formulated to provide immediate release of the opioid agonist contained therein. In other embodiments of the invention, however, the oral dosage form provides sustained-release of the opioid agonist.

[0136] In certain embodiments, the oral dosage forms providing sustained release of the opioid agonist may be prepared by admixing the opioid antagonist in a substantially non-releasable form with the agonist and desirable pharma-

ceutical excipients to provide a tablet, and then coating the tablet with a sustained-release tablet coating.

[0137] In certain embodiments of the invention, sustained release opioid agonist tablets may be prepared by admixing the substantially non-releasable form of an opioid antagonist with an opioid antagonist in a matrix that provides the tablets with sustained-releasing properties.

[0138] Detailed description for preparing sustained-release oral dosage forms according to the present invention is set forth below.

Preparation of Controlled Release Dosage Forms Containing an Opioid Agonist and a Substantially non-Releasable Form of an Opioid Antagonist

[0139] A combination of the opioid agonist and a substantially non-releasable form of an opioid antagonist may be formulated as a controlled or sustained release oral formulation in any suitable tablet, coated tablet or multiparticulate formulation known to those skilled in the art. The sustained release dosage form may optionally include a sustained release carrier, which is incorporated into a matrix along with the opioid agonist and a non-available form of an opioid antagonist, or may be applied as a sustained release coating.

[0140] In embodiments in which the opioid agonist comprises hydrocodone, the sustained release oral dosage forms may include analgesic doses from about 8 mg to about 50 mg of hydrocodone per dosage unit. In sustained release oral dosage forms where hydromorphone is the therapeutically active opioid, it is included in an amount from about 2 mg to about 64 mg hydromorphone hydrochloride. In another embodiment, the opioid agonist comprises morphine, and the sustained release oral dosage forms of the present invention include from about 2.5 mg to about 800 mg morphine, by weight. In yet another embodiment, the opioid agonist comprises oxycodone and the sustained release oral dosage forms include from about 2.5 mg to about 800 mg oxycodone. In certain preferred embodiments, the sustained release oral dosage forms include from about 20 mg to about 30 mg oxycodone. Controlled release oxycodone formulations are known in the art. The following documents describe various controlled release oxycodone formulations suitable for use in the invention described herein, and processes for their manufacture: U.S. Pat. Nos. 5,266,331; 5,549,912; 5,508,042; and 5,656,295. The opioid agonist may comprise tramadol and the sustained release oral dosage forms may include from about 25 mg to 800 mg tramadol per dosage unit. The dosage form may contain more than one opioid agonist to provide a substantially equivalent therapeutic effect. Alternatively, the dosage form may contain molar equivalent amounts of other salts of the opioid agonists useful in the present invention.

[0141] In one preferred embodiment of the present invention, the sustained release dosage form comprises such particles comprising the opioid agonist, wherein the particles have diameter from about 0.1 mm to about 2.5 mm, preferably from about 0.5 mm to about 2 mm.

[0142] The opioid agonist particles are preferably film coated with a material that permits release of the opioid agonist at a sustained rate in an aqueous medium. The film coat is chosen so as to achieve, in combination with the other stated properties, a desired in-vitro release rate. The sustained release coating formulations of the present invention should be capable of producing a strong, continuous film that is smooth and elegant, capable of supporting pigments and other coating additives, non-toxic, inert, and tack-free.

[0143] The dosage forms comprising an opioid agonist and a substantially non-releasable opioid antagonist may optionally be coated with one or more materials suitable for the regulation of the opioid agonist release or for the protection of the formulation. In one embodiment, coatings are provided to permit either pH-dependent or pH-independent release, e.g., when exposed to gastrointestinal fluid. A pH-dependent coating serves to release the opioid in desired areas of the gastrointestinal (GI) tract, e.g., the stomach or small intestine, such that an absorption profile is provided which is capable of providing at least about eight hours and preferably about twelve hours to up to about twenty-four hours of analgesia to a patient. When a pH-independent coating is desired, the coating is designed to achieve optimal release of the opioid regardless of pH-changes in the environmental fluid, e.g., the GI tract. It is also possible to formulate compositions, which release a portion of the dose in one desired area of the GI tract, e.g., the stomach, and release the remainder of the dose in another area of the GI tract, e.g., the small intestine.

[0144] Formulations according to the invention that utilize pH-dependent coatings to obtain formulations may also impart a repeat-action effect whereby unprotected drug is coated over the enteric coat and is released in the stomach, while the remainder, being protected by the enteric coating, is released further down the gastrointestinal tract. Coatings which are pH-dependent may be used in accordance with the present invention include shellac, cellulose acetate phthalate (CAP), polyvinyl acetate phthalate (PVAP), hydroxypropyl-methylcellulose phthalate, and methacrylic acid ester copolymers, zein, and the like.

[0145] In certain preferred embodiments, the substrate (e.g., tablet core bead, matrix particle) containing the opioid analgesic (with or without the COX-2 inhibitor) is coated with a hydrophobic material selected from (i) an alkylcellulose; (ii) an acrylic polymer; or (iii) mixtures thereof. The coating may be applied in the form of an organic or aqueous solution or dispersion. The coating may be applied to obtain a weight gain from about 2 to about 25% of the substrate to obtain a desired sustained release profile. Coatings derived from aqueous dispersions are described, e.g., in detail in U.S. Pat. Nos. 5,273,760 and 5,286,493, assigned to the Assignee of the present invention and hereby incorporated by reference.

[0146] Other examples of sustained release formulations and coatings which may be used in accordance with the present invention include Assignee's U.S. Pat. Nos. 5,324,351; 5,356,467, and 5,472,712, hereby incorporated by reference in their entirety.

Alkylcellulose Polymers

[0147] Cellulosic materials and polymers, including alkylcelluloses, provide hydrophobic materials well suited for coating the beads according to the invention. Simply by way of example, one preferred alkylcellulosic polymer is ethylcellulose, although the artisan will appreciate that other cellulose and/or alkylcellulose polymers may be readily employed, singly or in any combination, as all or part of a hydrophobic coating according to the invention.

[0148] One commercially available aqueous dispersion of ethylcellulose is Aquacoat® (FMC Corp., Philadelphia, Pa., U.S.A.). Aquacoat® is prepared by dissolving the ethylcellulose in a water-immiscible organic solvent and then emulsifying the same in water in the presence of a surfactant and a stabilizer. After homogenization to generate submicron drop-

lets, the organic solvent is evaporated under vacuum to form a pseudolatex. The plasticizer is not incorporated in the pseudolatex during the manufacturing phase. Thus, prior to using the same as a coating, it is necessary to intimately mix the Aquacoat® with a suitable plasticizer prior to use.

[0149] Another aqueous dispersion of ethylcellulose is commercially available as Surelease® (Colorcon, Inc., West Point, Pa., U.S.A.). This product is prepared by incorporating plasticizer into the dispersion during the manufacturing process. A hot melt of a polymer, plasticizer (dibutyl sebacate), and stabilizer (oleic acid) is prepared as a homogeneous mixture, which is then diluted with an alkaline solution to obtain an aqueous dispersion which can be applied directly onto substrates.

Acrylic Polymers

[0150] In other preferred embodiments of the present invention, the hydrophobic material comprising the controlled release coating is a pharmaceutically acceptable acrylic polymer, including but not limited to acrylic acid and methacrylic acid copolymers, methyl methacrylate copolymers, ethoxyethyl methacrylates, cyanoethyl methacrylate, poly(acrylic acid), poly(methacrylic acid), methacrylic acid alkylamide copolymer, poly(methyl methacrylate), polymethacrylate, poly(methyl methacrylate) copolymer, polyacrylamide, aminoalkyl methacrylate copolymer, poly(methacrylic acid anhydride), and glycidyl methacrylate copolymers.

[0151] In certain preferred embodiments, the acrylic polymer is comprised of one or more ammonio methacrylate copolymers. Ammonio methacrylate copolymers are well known in the art, and are described in NF XVII as fully polymerized copolymers of acrylic and methacrylic acid esters with a low content of quaternary ammonium groups.

[0152] To obtain a desirable dissolution profile, it may be necessary to incorporate two or more ammonio methacrylate copolymers having differing physical properties, such as different molar ratios of the quaternary ammonium groups to the neutral (meth)acrylic esters.

[0153] Certain methacrylic acid ester-type polymers are useful for preparing pH-dependent coatings which may be used in accordance with the present invention. For example, there are a family of copolymers synthesized from diethylaminoethyl methacrylate and other neutral methacrylic esters, also known as methacrylic acid copolymer or polymeric methacrylates, commercially available as Eudragit® from Rohm Tech, Inc. There are several different types of Eudragit®. For example, Eudragit® E is an example of a methacrylic acid copolymer which swells and dissolves in acidic media. Eudragit® L is a methacrylic acid copolymer which does not swell at about pH<5.7 and is soluble at about pH>6. Eudragit® S does not swell at about pH<6.5 and is soluble at about pH>7. Eudragit® RL and Eudragit® RS are water swellable, and the amount of water absorbed by these polymers is pH-dependent, however, dosage forms coated with Eudragit® RL and RS are pH-independent.

[0154] In certain preferred embodiments, the acrylic coating comprises a mixture of two acrylic resin lacquers commercially available from Rohm Pharma under the Trade-names Eudragit® RL30D and Eudragit® RS30D, respectively. Eudragit® RL30D and Eudragit® RS30D are copolymers of acrylic and methacrylic esters with a low content of quaternary ammonium groups, the molar ratio of ammonium groups to the remaining neutral (meth)acrylic

esters being 1:20 in Eudragit® RL30D and 1:40 in Eudragit® RS30D. The mean molecular weight is about 150,000. The code designations RL (high permeability) and RS (low permeability) refer to the permeability properties of these agents. Eudragit® RL/RS mixtures are insoluble in water and in digestive fluids. However, coatings formed from the same are swellable and permeable in aqueous solutions and digestive fluids. The Eudragit® RL/RS dispersions of the present invention may be mixed together in any desired ratio to ultimately obtain a sustained release formulation having a desirable dissolution profile. Desirable sustained release formulations may be obtained, for instance, from a retardant coating derived from 100% Eudragit® RL, 50% Eudragit® RL and 50% Eudragit® RS, and 10% Eudragit® RL:Eudragit® 90% RS. Of course, one skilled in the art will recognize that other acrylic polymers may also be used, such as, for example, Eudragit® L.

Plasticizers

[0155] In embodiments of the present invention where the coating comprises an aqueous dispersion of a hydrophobic material, the inclusion of an effective amount of a plasticizer in the aqueous dispersion of hydrophobic material will further improve the physical properties of the sustained release coating. For example, because ethylcellulose has a relatively high glass transition temperature and does not form flexible films under normal coating conditions, it is preferable to incorporate a plasticizer into an ethylcellulose coating containing sustained release coating before using the same as a coating material. Generally, the amount of plasticizer included in a coating solution is based on the concentration of the film-former, e.g., most often from about 1 to about 50 percent by weight of the film-former. Concentration of the plasticizer, however, can only be properly determined after careful experimentation with the particular coating solution and method of application.

[0156] Examples of suitable plasticizers for ethylcellulose include water insoluble plasticizers such as dibutyl sebacate, diethyl phthalate, triethyl citrate, tributyl citrate, and triacetin, although it is possible that other water-insoluble plasticizers (such as acetylated monoglycerides, phthalate esters, castor oil, etc.) may be used. Triethyl citrate is an especially preferred plasticizer for the aqueous dispersions of ethyl cellulose of the present invention.

[0157] Examples of suitable plasticizers for the acrylic polymers of the present invention include, but are not limited to citric acid esters such as triethyl citrate NF XVI, tributyl citrate, dibutyl phthalate, and possibly 1,2-propylene glycol. Other plasticizers which have proved to be suitable for enhancing the elasticity of the films formed from acrylic films such as Eudragit® RL/RS lacquer solutions include polyethylene glycols, propylene glycol, diethyl phthalate, castor oil, and triacetin. Triethyl citrate is an especially preferred plasticizer for the aqueous dispersions of ethyl cellulose of the present invention.

[0158] It has further been found that the addition of a small amount of talc reduces the tendency of the aqueous dispersion to stick during processing, and acts as a polishing agent.

Processes for Preparing Coated Beads

[0159] When a hydrophobic controlled release coating material is used to coat inert pharmaceutical beads such as nupariel 18/20 beads, which are already coated with an opioid

agonist, a plurality of the resultant solid controlled release beads may thereafter be placed in a gelatin capsule, with the opioid antagonist in a substantially non-releasable form. The dosage form provides an effective controlled release dose of the opioid agonist when ingested and contacted by an environmental fluid, e.g., gastric fluid or dissolution media.

[0160] The controlled release bead formulations of the present invention slowly release the opioid agonist, e.g., when ingested and exposed to gastric fluids, and then to intestinal fluids. The controlled release profile of the formulations of the invention can be altered, for example, by varying the amount of overcoating with the hydrophobic material, altering the manner in which the plasticizer is added to the hydrophobic material, by varying the amount of plasticizer relative to hydrophobic material, by the inclusion of additional ingredients or excipients, by altering the method of manufacture, etc. The dissolution profile of the ultimate product may also be modified, for example, by increasing or decreasing the thickness of the retardant coating.

[0161] Spheroids or beads coated with an opioid agonist may be prepared, e.g., by dissolving the drug in water and then spraying the solution onto a substrate, for example, nupariel 18/20 beads, using a Wuster insert. Optionally, additional ingredients are also added prior to coating the beads to assist the binding of the opioid to the beads, and/or to color the solution, etc. For example, a product which includes hydroxypropylmethylcellulose, etc. with or without colorant (e.g., Opadry®, commercially available from Colorcon, Inc.) may be added to the solution and the solution mixed (e.g., for about 1 hour) prior to application of the same onto the beads. The resultant coated substrate, in this example beads, may then be optionally overcoated with a barrier agent, to separate the therapeutically active agent from the hydrophobic controlled release coating. An example of a suitable barrier agent is one which comprises hydroxypropylmethylcellulose. However, any film-former known in the art may be used. It is preferred that the barrier agent does not affect the dissolution rate of the final product.

[0162] The beads may then be overcoated with an aqueous dispersion of the hydrophobic material. The aqueous dispersion of hydrophobic material preferably further includes an effective amount of plasticizer, e.g. triethyl citrate. Pre-formulated aqueous dispersions of ethylcellulose, such as Aquacoat® or Surelease®, may be used. If Surelease® is used, it is not necessary to separately add a plasticizer. Alternatively, pre-formulated aqueous dispersions of acrylic polymers such as Eudragit® can be used.

[0163] The coating solutions of the present invention preferably contain, in addition to the film-former, plasticizer, and solvent system (i.e., water), a colorant to provide elegance and product distinction. Color may be added to the solution of the therapeutically active agent instead, or in addition to the aqueous dispersion of hydrophobic material. For example, color may be added to Aquacoat® via the use of alcohol or propylene glycol based color dispersions, milled aluminum lakes and opacifiers such as titanium dioxide by adding color with shear to water soluble polymer solution and then using low shear to the plasticized Aquacoat®. Alternatively, any suitable method of providing color to the formulations of the present invention may be used. Suitable ingredients for providing color to the formulation when an aqueous dispersion of an acrylic polymer is used include titanium dioxide and

color pigments, such as iron oxide pigments. The incorporation of pigments, may, however, increase the retard effect of the coating.

[0164] Plasticized hydrophobic material may be applied onto the substrate comprising the therapeutically active agent by spraying using any suitable spray equipment known in the art. In a preferred method, a Wurster fluidized-bed system is used in which an air jet, injected from underneath, fluidizes the core material and effects drying while the acrylic polymer coating is sprayed on. A sufficient amount of the hydrophobic material to obtain a predetermined controlled release of said therapeutically active agent when the coated substrate is exposed to aqueous solutions, e.g. gastric fluid, is preferably applied, taking into account the physical characteristics of the therapeutically active agent, the manner of incorporation of the plasticizer, etc. After coating with the hydrophobic material, a further overcoat of a film-former, such as Opadry®, is optionally applied to the beads. This overcoat is provided, if at all, to substantially reduce agglomeration of the beads.

[0165] The release of the therapeutically active agent from the controlled release formulation of the present invention can be further influenced, i.e., adjusted to a desired rate, by the addition of one or more release-modifying agents, or by providing one or more passageways through the coating. The ratio of hydrophobic material to water soluble material is determined by, among other factors, the release rate required and the solubility characteristics of the materials selected.

[0166] The release-modifying agents which function as pore-formers may be organic or inorganic, and include materials that can be dissolved, extracted or leached from the coating in the environment of use. The pore-formers may comprise one or more hydrophilic materials such as hydroxypropylmethylcellulose.

[0167] The sustained release coatings of the present invention can also include erosion-promoting agents such as starch and gums.

[0168] The sustained release coatings of the present invention can also include materials useful for making microporous lamina in the environment of use, such as polycarbonates comprised of linear polyesters of carbonic acid in which carbonate groups reoccur in the polymer chain.

[0169] The release-modifying agent may also comprise a semi-permeable polymer.

[0170] In certain preferred embodiments, the release-modifying agent is selected from hydroxypropylmethylcellulose, lactose, metal stearates, and mixtures of any of the foregoing.

[0171] The sustained release coatings of the present invention may also include an exit means comprising at least one passageway, orifice, or the like. The passageway may be formed by such methods as those disclosed in U.S. Pat. Nos. 3,845,770; 3,916,889; 4,063,064; and 4,088,864 (all of which are hereby incorporated by reference). The passageway can have any shape such as round, triangular, square, elliptical, irregular, etc.

Matrix Formulations

[0172] In other embodiments of the present invention, the controlled release formulation is achieved via a matrix having a controlled release coating as set forth above. The present invention also comprises sustained-release tablets comprising an opioid agonist and opioid antagonist particles coated with a coating that renders the antagonist substantially non-releasable, wherein the agonist and the antagonist are dispersed in a controlled release matrix that affords in-vitro

dissolution rates of the opioid agonist within the preferred ranges and that releases the opioid agonist in a pH-dependent or pH-independent manner. The materials suitable for inclusion in a controlled release matrix will depend on the method used to form the matrix.

[0173] For example, a matrix in addition to the opioid agonist and the substantially non-releasable form of the coated opioid antagonist, may include:

[0174] Hydrophilic and/or hydrophobic materials, such as gums, cellulose ethers, acrylic resins, protein derived materials; the list is not meant to be exclusive, and any pharmaceutically acceptable hydrophobic material or hydrophilic material which is capable of imparting controlled release of the opioid may be used in accordance with the present invention.

[0175] Digestible, long chain (C_8 - C_{50} , especially C_{12} - C_{40}), substituted or unsubstituted hydrocarbons, such as fatty acids, fatty alcohols, glyceryl esters of fatty acids, mineral and vegetable oils and waxes, and stearyl alcohol; and polyalkylene glycols.

[0176] Of these polymers, acrylic polymers, especially Eudragit® RSPO—the cellulose ethers, especially hydroxyalkylcelluloses and carboxyalkylcelluloses, are preferred. The oral dosage form may contain between 1% and 80% (by weight) of at least one hydrophilic or hydrophobic material.

[0177] When the hydrophobic material is a hydrocarbon, the hydrocarbon preferably has a melting point of between 25° and 90° C. Of the long chain hydrocarbon materials, fatty (aliphatic) alcohols are preferred. The oral dosage form may contain up to 60% (by weight) of at least one digestible, long chain hydrocarbon.

[0178] Preferably, the oral dosage form contains up to 60% (by weight) of at least one polyalkylene glycol.

[0179] The hydrophobic material is preferably selected from the group consisting of alkylcelluloses, acrylic and methacrylic acid polymers and copolymers, shellac, zein, hydrogenated castor oil, hydrogenated vegetable oil, or mixtures thereof. In certain preferred embodiments of the present invention, the hydrophobic material is a pharmaceutically acceptable acrylic polymer, including but not limited to acrylic acid and methacrylic acid copolymers, methyl methacrylate, methyl methacrylate copolymers, ethoxyethyl methacrylates, cyanoethyl methacrylate, aminoalkyl methacrylate copolymer, poly(acrylic acid), poly(methacrylic acid), methacrylic acid alkylamine copolymer, poly(methyl methacrylate), poly(methacrylic acid)(anhydride), polymethacrylate, polyacrylamide, poly(methacrylic acid anhydride), and glycidyl methacrylate copolymers. In other embodiments, the hydrophobic material is selected from materials such as hydroxyalkylcelluloses such as hydroxypropylmethylcellulose and mixtures of the foregoing.

[0180] Preferred hydrophobic materials are water-insoluble with more or less pronounced hydrophilic and/or hydrophobic trends. Preferably, the hydrophobic materials useful in the invention have a melting point from about 30° to about 200° C., preferably from about 45° to about 90° C. Specifically, the hydrophobic material may comprise natural or synthetic waxes, fatty alcohols (such as lauryl, myristyl, stearyl, cetyl or preferably cetostearyl alcohol), fatty acids, including but not limited to fatty acid esters, fatty acid glycerides (mono-, di-, and tri-glycerides), hydrogenated fats, hydrocarbons, normal waxes, stearic acid, stearyl alcohol and hydrophobic and hydrophilic materials having hydrocarbon backbones. Suitable waxes include, for example, beeswax,

glycowax, castor wax and carnauba wax. For purposes of the present invention, a wax-like substance is defined as any material which is normally solid at room temperature and has a melting point of from about 30° to about 100° C.

[0181] Suitable hydrophobic materials which may be used in accordance with the present invention include digestible, long chain (C_8 - C_{50} , especially C_{12} - C_{40}), substituted or unsubstituted hydrocarbons, such as fatty acids, fatty alcohols, glyceryl esters of fatty acids, mineral and vegetable oils and natural and synthetic waxes. Hydrocarbons having a melting point of between 25° and 90° C. are preferred. Of the long chain hydrocarbon materials, fatty (aliphatic) alcohols are preferred in certain embodiments. The oral dosage form may contain up to 60% (by weight) of at least one digestible, long chain hydrocarbon.

[0182] Preferably, a combination of two or more hydrophobic materials are included in the matrix formulations. If an additional hydrophobic material is included, it is preferably selected from natural and synthetic waxes, fatty acids, fatty alcohols, and mixtures of the same. Examples include beeswax, carnauba wax, stearic acid and stearyl alcohol. This list is not meant to be exclusive.

[0183] One particular suitable matrix comprises at least one water soluble hydroxyalkyl cellulose, at least one C_{12} - C_{36} , preferably C_{14} - C_{22} , aliphatic alcohol and, optionally, at least one polyalkylene glycol. The at least one hydroxyalkyl cellulose is preferably a hydroxy (C_1 to C_6) alkyl cellulose, such as hydroxypropylcellulose, hydroxypropylmethylcellulose and, especially, hydroxyethylcellulose. The amount of the at least one hydroxyalkyl cellulose in the present oral dosage form will be determined, inter alia, by the precise rate of opioid release required. The at least one aliphatic alcohol may be, for example, lauryl alcohol, myristyl alcohol or stearyl alcohol. In particularly preferred embodiments of the present oral dosage form, however, the at least one aliphatic alcohol is cetyl alcohol or cetostearyl alcohol. The amount of the at least one aliphatic alcohol in the present oral dosage form will be determined, as above, by the precise rate of opioid release required. It will also depend on whether at least one polyalkylene glycol is present in or absent from the oral dosage form. In the absence of at least one polyalkylene glycol, the oral dosage form preferably contains between 20% and 50% (by wt) of the at least one aliphatic alcohol. When at least one polyalkylene glycol is present in the oral dosage form, then the combined weight of the at least one aliphatic alcohol and the at least one polyalkylene glycol preferably constitutes between 20% and 50% (by wt) of the total dosage.

[0184] In one embodiment, the ratio of, e.g., the at least one hydroxyalkyl cellulose or acrylic resin to the at least one aliphatic alcohol/polyalkylene glycol determines, to a considerable extent, the release rate of the opioid from the formulation. A ratio of the at least one hydroxyalkyl cellulose to the at least one aliphatic alcohol/polyalkylene glycol of between 1:2 and 1:4 is preferred, with a ratio of between 1:3 and 1:4 being particularly preferred.

[0185] The at least one polyalkylene glycol may be, for example, polypropylene glycol or, which is preferred, polyethylene glycol. The number average molecular weight of the at least one polyalkylene glycol is preferred between 1,000 and 15,000 especially between 1,500 and 12,000.

[0186] Another suitable controlled release matrix would comprise an alkylcellulose (especially ethyl cellulose), a C_{12} to C_{36} aliphatic alcohol and, optionally, a polyalkylene glycol.

[0187] In another preferred embodiment, the matrix includes a pharmaceutically acceptable combination of at least two hydrophobic materials.

[0188] In addition to the above ingredients, a controlled release matrix may also contain suitable quantities of other materials, e.g. diluents, lubricants, binders, granulating aids, colorants, flavorants and glidants that are conventional in the pharmaceutical art.

Processes for Preparing Matrix—Based Beads

[0189] To facilitate the preparation of a solid, controlled release, oral dosage form according to this invention, any method of preparing a matrix formulation known to those skilled in the art may be used. For example incorporation in the matrix may be effected, for example, by (a) forming granules comprising at least one water soluble hydroxyalkyl cellulose and opioid or an opioid salt; (b) mixing the hydroxyalkyl cellulose containing granules with at least one C_{12} - C_{36} aliphatic alcohol; and (c) optionally, compressing and shaping the granules. Preferably, the granules are formed by wet granulating the hydroxyalkyl cellulose/opioid with water. In a particularly preferred embodiment of this process, the amount of water added during the wet granulation step is preferably between 1.5 and 5 times, especially between 1.75 and 3.5 times, the dry weight of the opioid.

[0190] In yet other alternative embodiments, a spheronizing agent, together with the active ingredient can be spheronized to form spheroids. Microcrystalline cellulose is preferred. A suitable microcrystalline cellulose is, for example, the material sold as Avicel PH 101 (Trade Mark, FMC Corporation). In such embodiments, in addition to the active ingredient and spheronizing agent, the spheroids may also contain a binder. Suitable binders, such as low viscosity, water soluble polymers, will be well known to those skilled in the pharmaceutical art. However, water soluble hydroxy lower alkyl cellulose, such as hydroxypropylcellulose, are preferred. Additionally (or alternatively) the spheroids may contain a water insoluble polymer, especially an acrylic polymer, an acrylic copolymer, such as a methacrylic acid-ethyl acrylate copolymer, or ethyl cellulose. In such embodiments, the sustained release coating will generally include a hydrophobic material such as (a) a wax, either alone or in admixture with a fatty alcohol; or (b) shellac or zein.

Melt Extrusion Matrix

[0191] Sustained release matrices can also be prepared via melt-granulation or melt-extrusion techniques, as long as the techniques used do not damage the integrity of the substantially non-releasable form of the opioid antagonist added during the preparation of the matrix to the extent that sufficient amount of the opioid antagonist becomes available to be released into the gastrointestinal system upon oral administration. Alternatively, the melt extrusion step may be performed with the opioid agonist to produce sustained release particles of the agonist, which may then be combined with the substantially non-releasable form of the opioid antagonist. Generally, melt-granulation techniques involve melting a normally solid hydrophobic material, e.g. a wax, and incorporating a powdered drug therein. To obtain a sustained release dosage form, it may be necessary to incorporate an additional hydrophobic substance, e.g. ethylcellulose or a water-insoluble acrylic polymer, into the molten wax hydrophobic material. Examples of sustained release formulations

prepared via melt-granulation techniques are found in U.S. Pat. No. 4,861,598, assigned to the Assignee of the present invention and hereby incorporated by reference in its entirety.

[0192] The additional hydrophobic material may comprise one or more water-insoluble wax-like thermoplastic substances possibly mixed with one or more wax-like thermoplastic substances being less hydrophobic than said one or more water-insoluble wax-like substances. To achieve constant release, the individual wax-like substances in the formulation should be substantially non-degradable and insoluble in gastrointestinal fluids during the initial release phases. Useful water-insoluble wax-like substances may be those with a water-solubility that is lower than about 1:5,000 (w/w).

[0193] In addition to the above ingredients, a sustained release matrix may also contain suitable quantities of other materials, e.g., diluents, lubricants, binders, granulating aids, colorants, flavorants and glidants that are conventional in the pharmaceutical art. The quantities of these additional materials will be sufficient to provide the desired effect to the desired formulation.

[0194] In addition to the above ingredients, a sustained release matrix incorporating melt-extruded multiparticulates may also contain suitable quantities of other materials, e.g., diluents, lubricants, binders, granulating aids, colorants, flavorants and glidants that are conventional in the pharmaceutical art in amounts up to about 50% by weight of the particulate if desired.

[0195] Specific examples of pharmaceutically acceptable carriers and excipients that may be used to formulate oral dosage forms are described in the *Handbook of Pharmaceutical Excipients*, American Pharmaceutical Association (1986), incorporated by reference herein.

Melt Extrusion Multiparticulates

[0196] The preparation of a suitable melt-extruded matrix according to the present invention may, for example, include the steps of blending the opioid analgesic, together with at least one hydrophobic material and preferably the additional hydrophobic material to obtain a homogeneous mixture. The homogeneous mixture is then heated to a temperature sufficient to at least soften the mixture sufficiently to extrude the same. The resulting homogeneous mixture is then extruded to form strands. The extrudate is preferably cooled and cut into multiparticulates by any means known in the art. The strands are cooled and cut into multiparticulates. The multiparticulates are then blended with the opioid antagonist particles coated with a coating that renders the antagonist substantially non-releasable and divided into unit doses. The extrudate preferably has a diameter of from about 0.1 to about 5 mm and provides sustained release of the opioid agonist for a time period of from about 8 to about 24 hours.

[0197] An optional process for preparing the melt extrusions of the present invention includes directly metering into an extruder a hydrophobic material, a therapeutically active agent, and an optional binder; heating the homogeneous mixture; extruding the homogeneous mixture to thereby form strands; cooling the strands containing the homogeneous mixture; cutting the strands into particles having a size from about 0.1 mm to about 12 mm; and combining the particles with the coated opioid antagonist particles and dividing them into unit doses. In this aspect of the invention, a relatively continuous manufacturing procedure is realized.

[0198] The diameter of the extruder aperture or exit port can also be adjusted to vary the thickness of the extruded strands. Furthermore, the exit part of the extruder need not be round; it can be oblong, rectangular, etc. The exiting strands can be reduced to particles using a hot wire cutter, guillotine, etc.

[0199] The melt extruded multiparticulate system can be, for example, in the form of granules, spheroids or pellets depending upon the extruder exit orifice. For purposes of the present invention, the terms “melt-extruded multiparticulate(s)” and “melt-extruded multiparticulate system(s)” and “melt-extruded particles” shall refer to a plurality of units, preferably within a range of similar size and/or shape and containing one or more active agents and one or more excipients, preferably including a hydrophobic material as described herein. In this regard, the melt-extruded multiparticulates will be of a range of from about 0.1 to about 12 mm in length and have a diameter of from about 0.1 to about 5 mm. In addition, it is to be understood that the melt-extruded multiparticulates can be any geometrical shape within this size range. Alternatively, the extrudate may simply be cut into desired lengths and divided into unit doses of the therapeutically active agent without the need of a spheronization step.

[0200] In one preferred embodiment, oral dosage forms are prepared to include an effective amount of melt-extruded multiparticulates within a capsule. For example, a plurality of the melt-extruded multiparticulates may be placed in a gelatin capsule in an amount sufficient to provide an effective sustained release dose when ingested and contacted by gastric fluid.

[0201] In another preferred embodiment, a suitable amount of the multiparticulate extrudate is combined with the coated opioid antagonist particles and compressed into an oral tablet using conventional tableting equipment using standard techniques. Techniques and compositions for making tablets (compressed and molded), capsules (hard and soft gelatin) and pills are also described in *Remington's Pharmaceutical Sciences*, (Arthur Osol, editor), 1553-1593 (1980), incorporated by reference herein.

[0202] In yet another preferred embodiment, the coated opioid antagonist particles are added during the extrusion process and the extrudate can be shaped into tablets as set forth in U.S. Pat. No. 4,957,681 (Klimesch, et al.), described in additional detail above and hereby incorporated by reference.

[0203] Optionally, the sustained release melt-extruded multiparticulate systems or tablets can be coated, or the gelatin capsule can be further coated, with a sustained release coating such as the sustained release coatings described above. Such coatings preferably include a sufficient amount of hydrophobic material to obtain a weight gain level from about 2 to about 30 percent, although the overcoat may be greater depending upon the physical properties of the particular opioid analgesic compound utilized and the desired release rate, among other things.

[0204] The melt-extruded unit dosage forms of the present invention may further include combinations of melt-extruded multiparticulates containing one or more of the therapeutically active agents disclosed above before being encapsulated. Furthermore, the unit dosage forms can also include an amount of an immediate release opioid agonist for prompt therapeutic effect. The immediate release opioid agonist may be incorporated, e.g., as separate pellets within a gelatin capsule, or may be coated on the surface of the multiparticulates

after preparation of the dosage forms (e.g., controlled release coating or matrix-based). The unit dosage forms of the present invention may also contain a combination of controlled release beads and matrix multiparticulates to achieve a desired effect.

[0205] The sustained release formulations of the present invention preferably slowly release the opioid agonist, e.g., when ingested and exposed to gastric fluids, and then to intestinal fluids. The sustained release profile of the melt-extruded formulations of the invention can be altered, for example, by varying the amount of retardant, i.e., hydrophobic material, by varying the amount of plasticizer relative to hydrophobic material, by the inclusion of additional ingredients or excipients, by altering the method of manufacture, etc.

[0206] In other embodiments of the invention, the melt extruded material is prepared without the inclusion of the opioid agonist and/or coated opioid antagonist particles, which are added thereafter to the extrudate. Such formulations typically will have the drugs blended together with the extruded matrix material, and then the mixture would be tableted to provide a slow release of the opioid agonist. Such formulations may be advantageous, for example, when the therapeutically active agent included in the formulation is sensitive to temperatures needed for softening the hydrophobic material and/or the retardant material.

DETAILED DESCRIPTION OF PREFERRED EMBODIMENTS

[0207] The following examples illustrate various aspects of the present invention. They are not to be construed to limit the claims in any manner whatsoever.

Example 1

[0208] In Example 1, a substantially non-releasable form of an opioid antagonist (naltrexone HCL) is prepared by coating naltrexone particles with a coating that renders the antagonist substantially non-releasable.

Naltrexone HCl 2 mg Capsules (Formulation A)

Formula:

[0209]

Ingredient	Amt/unit (mg)	Amt/batch (kg)
Naltrexone HCl	2.0	0.04
Eudragit RSPO	88.0	1.76
Stearyl Alcohol	15.0	0.3
Stearic Acid	15.0	0.3
Butylated Hydroxytoluene (BHT)	1.0	0.02
Size #2 Hard Gelatin Capsules	N/A	N/A
Total	121.0	2.42

Process:

[0210]

1. Milling	Pass stearyl alcohol flakes through a mill.
2. Blending	Mix Naltrexone HCl, Eudragit, milled Stearyl Alcohol, Stearic Acid and BHT in a twin shell blender.
3. Extrusion	Continuously feed the blended material into a twin screw extruder and collect the resultant strands on a conveyor.
4. Cooling	Allow the strands to cool a Conveyor.
5. Pelletizing	Cut the cooled strands into pellets using a Pelletizer.
6. Screening	Screen the pellets and collect desired sieve portion.
7. Encapsulation	Fill pellets into hard gelatin capsules at a target weight of 121 mg

Dissolution Method

[0211] 1. Apparatus—USP Type II (Paddle), 75 rpm at 37° C.

[0212] 2. Sampling Time: 1, 2, 4, 8, 12, 24, 36

[0213] 3. Media: SGF for one hour/SIF thereafter

[0214] 4. Analytical Method: High Performance Liquid Chromatography

Results

[0215]

	Time (hour)						
	1	2	4	8	12	24	36
Mean % Dissolved	1.3	2.6	2.9	3.6	4.0	5.2	6.2

Simulated Tampering Process

[0216] Naltrexone Pellets were ground in a mortar and pestle to powder for the dissolution study.

Dissolution Method: Same as above

Results

[0217]

	Time (hour)	
	1	
Mean % Dissolved	33.5	

Example 2

[0218] In Example 2, a substantially non-releasable form of an opioid antagonist (naltrexone HCL) is prepared by coating naltrexone particles with a coating that renders the antagonist substantially non-releasable.

Naltrexone HCl 2 mg Capsules (Formulation B)

Formula:

[0219]

Ingredient	Amt/unit (mg)	Amt/batch (kg)
Naltrexone HCl	2.0	0.04
Eudragit RSPO	96.0	1.92
Stearyl Alcohol	22.0	0.44
Dibasic Calcium Phosphate	6.0	0.12
Butylated Hydroxytoluene (BHT)	1.0	0.02
Size #2 Hard Gelatin Capsules	N/A	N/A
Total	127.0	2.54

Process:

[0220]

1. Milling	Pass stearyl alcohol flakes through a mill.
2. Blending	Mix Naltrexone HCl, Eudragit, milled Stearyl Alcohol, Dibasic Calcium Phosphate and BHT in a twin shell blender.
3. Extrusion	Continuously feed the blended material into a twin screw extruder and collect the resultant strands on a conveyor.
4. Cooling	Allow the strands to cool a Conveyor.
5. Pelletizing	Cut the cooled strands into pellets using a Pelletizer.
6. Screening	Screen the pellets and collect desired sieve portion.
7. Encapsulation	Fill pellets into hard gelatin capsules at a target weight of 127 mg

Dissolution Method

[0221] 5. Apparatus—USP Type II (Paddle), 75 rpm at 37° C.

[0222] 6. Sampling Time: 1, 2, 4, 8, 12, 24, 36

[0223] 7. Media: SGF for one hour/SIF thereafter

[0224] 8. Analytical Method: High Performance Liquid Chromatography

Results

[0225]

	Time (hour)						
	1	2	4	8	12	24	36
Mean % Dissolved	3.1	5.9	8.9	12.2	14.7	19.9	24.6

Simulated Tampering Process

[0226] Naltrexone Pellets were ground in a mortar and pestle to powder for the dissolution study.

Dissolution Method: Same as above

Results

[0227]

	Time (hour)
	1
Mean % Dissolved	36.4

Example 3

Immediate Release Naltrexone HCl 0.5 mg Tablets

Formula:

[0228]

Ingredient	Amt/unit (mg)	Amt/batch (kg)
Wet Granulation		
Naltrexone HCl	0.5	0.1
Plasdone C-30	5.0	1.0
Avicel PH-102	58.0	11.6
Sterile Water for Injection	25.0*	5.0*
Dry Mixing		
Avicel PH-102	58.0	11.6
Cab-O-Sil	0.3	0.06
Ac-Di-Sol	2.5	0.5
Magnesium Stearate	0.7	0.14
Total	125.0	25.0

*Remains as residual moisture only. Not included in total weight.

Process:

[0229]

1. Solution Preparation	Dissolve Naltrexone HCl and Plasdone in Sterile Water for Injection.
2. Wet Granulation	Granulate Avicel PH-102 with solution as prepared in step 1.
3. Drying	Dry granulated material from step 2 in a fluid bed dryer.
4. Milling	Pass dried granulation through a Comil
5. Mixing	Mix milled granulation with remaining Avicel PH-102, Cab-O-Sil, Ac-Di-Sol, and Magnesium Stearate.
6. Compression	Compress granulation into tablets using a tablet press.

Dissolution Method

[0230] 9. Apparatus—USP Type II (Paddle), 50 rpm at 37° C.

[0231] 10. Sampling Time: 15, 30, and 60 minutes

[0232] 11. Media: 900 mL 0.1N HCl

[0233] 12. Analytical Method: High Performance Liquid Chromatography

Results

[0234]

	Time (minutes)		
	15	30	60
Mean % Dissolved	100	103	103

Example 4

[0235] This was an analytically blind, single dose, five treatments, 3-period crossover, pharmacokinetic study of two naltrexone pellet formulations (Formulation A and Formulation B) swallowed whole or after grinding compared with an immediate-release naltrexone reference swallowed whole in normal healthy subjects. This study assessed the pharmacokinetic (PK) profiles of the two different formulations (Formulation A and Formulation B) of a single dose of one (1) pellet (each containing 2 mg of naltrexone) when ground then swallowed whole and five (5) pellets (each containing 2 mg of naltrexone) when swallowed whole. This study also compared the pharmacokinetics of each formulation administration method to a single dose containing 1 mg of immediate release (IR) naltrexone when swallowed whole.

[0236] FIG. 1 shows the graphical representation of this study, which consisted of two groups (Group A and Group B) with 15 subjects in each group. The treatment order and treatments conditions were the same for each group, however, the test formulation for Group A was Formulation A and the test formulation for Group B was Formulation B. The groups were administered the one (1) pellet of one (1) mg IR naltrexone (NTX). Then after 7 days, the groups were administered one (1) pellet with two (2) mg of ground naltrexone. Then after 7 more days, the groups were administered five (5) pellets with two (2) mg naltrexone per pellet.

[0237] After administration of the IR naltrexone, the ground naltrexone and the intact naltrexone, pharmacokinetic

variables were assessed. These variables included primary and secondary pharmacokinetic metrics. The primary pharmacokinetic metrics included (1) AUC_t (area under the plasma concentration time course profile from dosing to last quantifiable concentration); (2) AUC_∞ (area under the plasma concentration time course profile from dosing to infinity); and (3) C_{max} (maximum observed plasma concentration). The secondary pharmacokinetic metrics included (1) t_{max} (time from dosing to maximum observed plasma concentration); (2) t_{1/2} (apparent terminal half-life); and (3) MRT (mean residence time).

[0238] The following tables show the pharmacokinetic data for the study of Example 4. The data is given in both (1) data for one (1) mg IR naltrexone, two (2) mg ground formulations of Formulation A or B, and ten (10) mg intact formulations of Formulation A or B ("not dose-adjusted"), and (2) data that has been adjusted to correspond to one (1) mg IR naltrexone, one (1) mg ground formulations of Formulation A or B, and one (1) mg intact formulations of Formulation A or B ("dose-adjusted").

[0239] Table 1 shows the summary statistics of naltrexone over time.

[0240] Table 2 shows the not dose-adjusted summary statistics for the pharmacokinetic metrics of naltrexone.

[0241] Table 3 shows the dose-adjusted summary statistics for the pharmacokinetic metrics of naltrexone.

[0242] Table 4 shows the dose-adjusted summary statistics for the pharmacokinetic metrics of naltrexone, where subject 11 is excluded.

[0243] Table 5 shows the not dose-adjusted statistical for the pharmacokinetic metrics of naltrexone for Group A, Group B and Group A (excluding subject 11).

[0244] Table 6 shows the dose-adjusted statistical for the pharmacokinetic metrics of naltrexone for Group A, Group B and Group A (excluding subject 11).

[0245] Table 7 shows the listing of pharmacokinetic metrics of naltrexone by subject.

[0246] Table 8 shows the listing of plasma naltrexone concentration by subject.

[0247] Tables 1-8 are listed on pages 48a-48u.

TABLE 1

SUMMARY STATISTICS NALTREXONE CONCENTRATIONS OVER TIME							
Population: ALL Subjects Valid for Safety Analysis							
		GROUP A			GROUP B		
HOURL		2 × 0.5 MG IR	2 MG GROUND(A)	10 MG WHOLE(A)	2 × 0.5 MG IR	2 MG GROUND(B)	10 MG WHOLE(B)
At Dosing	N	15	15	15	18	16	16
	MEAN	0.51	24.80	1.02	0.57	3.57	4.45
	SD	1.39	42.20	3.95	1.77	4.33	17.80
	CV	272.66	170.14	387.30	312.94	121.23	400.00
	MIN	0.00	0.00	0.00	0.00	0.00	0.00
0.5 hr	MAX	4.75	157.00	15.30	7.00	11.30	71.20
	N	15	15	15	18	16	16
	MEAN	133.14	36.76	15.38	166.46	51.25	20.43
	SD	75.00	25.92	13.20	150.23	63.41	20.27
	CV	56.33	70.53	85.86	90.25	119.07	99.22
1 hr	MIN	52.20	6.26	2.94	45.40	4.57	0.00
	MAX	123.00	82.50	52.80	656.00	264.00	69.50
	N	15	15	15	18	16	16
	MEAN	149.38	70.90	42.06	142.81	106.57	44.22
	SD	60.40	45.83	22.05	95.40	102.38	38.82
1 hr	CV	40.43	64.65	52.43	66.80	96.07	87.80
	MIN	60.20	22.90	15.40	65.20	40.00	10.30
	MAX	244.00	183.00	78.50	464.00	443.00	175.00

TABLE 1-continued

SUMMARY STATISTICS NALTREXONE CONCENTRATIONS OVER TIME							
Population: ALL Subjects Valid for Safety Analysis							
		GROUP A			GROUP B		
HOURL		2 × 0.5 MG IR	2 MG GROUND(A)	10 MG WHOLE(A)	2 × 0.5 MG IR	2 MG GROUND(B)	10 MG WHOLE(B)
2 hrs	N	15	15	15	18	16	16
	MEAN	96.29	70.21	49.14	84.15	110.76	71.79
	SD	38.06	44.12	24.77	49.72	71.01	56.96
	CV	39.52	62.83	50.42	59.09	65.92	79.34
	MIN	41.10	29.60	9.64	41.10	62.10	24.30
3 hrs	MAX	150.00	172.00	85.80	250.00	356.00	270.00
	N	15	15	15	18	16	16
	MEAN	66.58	59.32	49.89	56.46	89.63	77.24
	SD	24.68	32.79	24.18	38.43	57.11	59.58
	CV	17.07	55.27	48.46	68.07	63.71	77.52
4 hrs	MIN	21.70	25.30	19.90	26.40	35.60	25.80
	MAX	95.90	128.00	91.30	191.00	263.00	274.00
	N	15	14	15	18	16	16
	MEAN	43.32	74.34	45.59	36.94	74.91	66.11
	SD	17.82	57.92	20.19	24.24	55.04	44.63
6 hrs	CV	41.14	77.91	44.28	65.63	73.48	67.51
	MIN	12.30	20.10	18.50	17.80	29.80	23.80
	MAX	67.50	214.00	77.20	121.00	223.00	191.00
	N	15	15	15	18	16	16
	MEAN	20.94	175.82	42.21	19.70	51.56	73.78
12 hrs	SD	9.83	514.84	20.86	12.59	38.98	45.76
	CV	46.92	292.82	49.41	63.91	75.59	62.02
	MIN	9.29	18.80	15.60	9.37	15.30	26.40
	MAX	38.80	2035.00	81.60	58.30	163.00	179.00
	N	15	15	15	18	16	16
18 hrs	MEAN	7.34	19.90	26.15	7.00	36.28	110.90
	SD	3.32	13.66	13.33	5.79	18.85	81.52
	CV	45.04	68.65	51.00	82.70	51.94	63.81
	MIN	2.65	5.82	11.70	2.74	15.00	37.10
	MAX	14.70	61.60	58.60	26.20	77.30	302.00
24 hrs	N	14	14	15	18	16	16
	MEAN	8.86	13.16	18.74	2.94	17.69	112.42
	SD	12.98	10.19	7.75	2.66	9.72	65.54
	CV	146.45	77.46	41.36	90.50	54.96	58.30
	MIN	0.00	6.30	7.32	0.00	6.77	24.90
30 hrs	MAX	52.60	45.80	36.40	10.50	39.70	234.00
	N	15	15	15	18	16	16
	MEAN	4.00	8.44	12.69	2.09	21.49	95.75
	SD	4.93	6.60	4.57	2.75	15.18	74.01
	CV	123.39	78.12	36.03	111.71	161.68	77.30
36 hrs	MIN	0.00	2.66	6.64	0.00	5.72	21.50
	MAX	18.60	28.70	21.00	10.00	150.00	321.00
	N	14	15	15	18	16	16
	MEAN	2.78	13.40	21.52	1.20	9.60	99.24
	SD	3.60	17.79	10.99	1.91	4.98	74.66
36 hrs	CV	129.80	132.73	51.09	158.76	51.88	75.23
	MIN	0.00	3.36	7.98	0.00	4.26	38.10
	MAX	10.50	73.80	45.10	6.29	22.50	335.00
	N	15	15	15	18	16	16
	MEAN	1.22	8.24	16.85	1.52	18.80	64.43
36 hrs	SD	2.33	6.86	12.47	2.97	46.11	43.17
	CV	191.54	83.27	73.94	195.54	245.33	67.01
	MIN	0.00	2.35	4.17	0.00	2.94	30.00
	MAX	7.71	24.50	57.70	12.40	191.00	193.00

TABLE 2

		NALTREXONE					
		GROUP A			GROUP B		
PK PARAMETER	STATISTICS	2 × 0.5 MG IR	2 MG GROUND (A)	10 MG WHOLE (A)	2 × 0.5 MG IR	2 MG GROUND (B)	10 MG WHOLE (B)
SUMMARY STATISTICS FOR PHARMACOKINETIC METRICS—NOT DOSE-ADJUSTED							
Population: Valid for PK analysis							
AUC (0-T)	N	15	15	15	18	16	16
	MEAN	622.35	1379.41	900.84	543.61	1193.21	3410.98
	SD	227.47	2099.31	299.27	388.16	768.70	2082.54
	CV	36.55	152.19	33.22	71.40	64.42	61.05
	MIN	204.26	334.65	618.01	239.66	501.45	1112.17
AOC (INF)	MAX	941.35	8777.40	1686.08	1859.42	1589.49	9326.50
	N	5	1	2	9	8	1
	MEAN	624.64	1401.85	1163.88	679.17	1198.77	5278.41
	SD	302.91	—	17.57	495.67	497.94	1536.68
	CV	48.49	—	1.51	72.98	41.54	29.11
CMAX	MIN	217.79	1401.85	1151.45	258.46	543.95	3525.82
	MAX	925.07	1401.85	1176.30	1894.32	1934.31	6394.97
	N	15	15	15	18	16	16
	MEAN	164.73	231.40	57.91	176.53	128.94	141.57
	SD	72.41	502.25	20.68	145.59	95.58	86.17
TMAX	CV	43.96	217.05	35.70	82.47	74.13	61.08
	MIN	65.50	37.00	33.40	71.30	62.10	44.80
	MAX	323.00	2035.00	93.30	656.00	443.00	335.00
	N	15	15	15	18	16	16
	MEAN	0.83	2.53	8.53	0.72	3.38	18.75
TERMINAL HALF-LIFE	SD	0.24	1.96	11.22	0.26	5.54	7.86
	CV	29.28	77.33	131.53	35.10	164.04	41.93
	MIN	0.50	0.00	1.00	0.50	1.00	12.00
	MAX	1.00	6.00	30.00	1.00	24.00	30.00
	N	5	2	2	9	9	5
TERMINAL HALF-LITE	MEAN	7.27	41.79	8.19	8.92	13.77	20.02
	SD	4.20	47.87	1.03	5.59	6.33	22.88
	CV	57.81	114.55	12.61	62.74	45.27	114.31
	MIN	3.54	7.94	7.46	3.27	6.87	6.11
	MAX	11.99	75.54	8.92	21.15	26.10	60.33
SUMMARY STATISTICS FOR PHARMACOKINETIC METRICS—NOT DOSE-ADJUSTED							
RECORD WITH SUBJECT = 11 AND TYPE = NALTREXONE WAS EXCLUDED							
Population: Valid for PK Analysis							
AUC (0-T)	N	14	14	14	18	16	16
	MEAN	611.43	850.98	886.30	543.61	1193.21	3410.98
	SD	231.95	485.15	305.02	388.16	768.70	2082.54
	CV	37.94	57.01	34.42	71.40	64.42	61.05
	MIN	204.26	334.65	618.01	239.66	501.45	1112.17
AUC (INF)	MAX	941.35	2052.25	1686.08	1859.42	3589.49	9326.50
	N	5	1	1	9	8	3
	MEAN	624.64	1401.85	1151.45	679.17	1198.77	5278.41
	SD	302.91	—	—	495.67	497.94	1536.68
	CV	48.49	—	—	72.98	41.54	29.11
CMAX	MIN	217.79	1401.85	1151.45	258.46	543.95	3525.82
	MAX	925.07	1401.85	1151.45	1894.32	1934.31	6394.97
	N	14	14	14	18	16	16
	MEAN	153.43	102.57	55.41	176.53	128.94	141.57
	SD	59.85	59.66	18.91	145.59	95.58	86.47
TMAX	CV	39.01	58.16	34.13	82.47	74.13	61.08
	MIN	65.50	37.00	33.40	71.30	62.10	44.80
	MAX	244.00	214.00	83.60	656.00	443.00	335.00
	N	14	14	14	18	16	16
	MEAN	0.86	2.29	8.93	0.72	3.38	18.75
TERMINAL HALF-LIFE	SD	0.23	1.77	11.54	0.26	5.54	7.86
	CV	27.35	77.56	129.24	35.40	164.04	41.93
	MIN	0.50	0.00	1.00	0.50	1.00	12.00
	MAX	1.00	6.00	30.00	1.00	24.00	30.00
	N	5	2	1	9	9	5
TERMINAL HALF-LITE	MEAN	7.27	41.79	8.92	8.92	13.77	20.02
	SD	4.20	47.87	—	5.59	6.23	22.88
	CV	57.81	114.55	—	62.74	45.27	114.31
	MIN	3.54	7.94	8.92	3.27	6.87	6.11
	MAX	13.99	75.64	8.92	21.15	26.10	60.33

TABLE 3

SUMMARY STATISTICS FOR NALTREXONE PHARMACOKINETIC METRICS—DOSE-ADJUSTED							
Population: Valid for PK Analysis							
PK PARAMETER	STATISTICS	NALTREXONE					
		GROUP A			GROUP B		
		2 × 0.5 MG IR	2 MG GROUND (A)	10 MG WHOLE (A)	2 × 0.5 MG IR	2 MG GROUND (B)	10 MG WHOLE (B)
AUC (0-T)	N	15	15	15	18	16	16
	MEAN	622.35	689.70	90.08	543.61	596.60	341.10
	SD	227.47	1049.66	29.93	388.16	384.35	208.25
	CV	36.55	152.19	33.22	71.40	64.42	61.05
	MIN	204.26	167.33	61.80	239.66	250.73	111.22
AUC (INF)	MAX	941.35	1388.70	168.61	1859.42	1794.75	932.65
	N	5	1	2	9	8	3
	MEAN	624.64	700.93	116.39	679.17	599.38	527.84
	SD	302.91	—	1.76	495.67	248.97	153.67
	CV	48.49	—	1.51	72.98	41.54	29.11
CMAX	MIN	217.79	700.93	115.15	258.46	271.98	352.58
	MAX	925.07	700.93	117.63	1894.32	967.16	639.50
	N	15	15	15	18	16	16
	MEAN	164.73	115.70	5.79	176.53	64.47	14.16
	SD	72.41	251.13	2.07	145.59	47.79	8.65

TABLE 4

SUMMARY STATISTICS FOR NALTREXONE PHARMACOKINETIC METRICS—DOSE-ADJUSTED							
RECORD WITH SUBJECT = 11 AND TYPE = NALTREXONE WAS EXCLUDED							
Population: Valid for PK Analysis							
PK PARAMETER	STATISTICS	NALTREXONE					
		GROUP A			GROUP B		
		2 × 0.5 MG IR	2 MG GROUND (A)	10 MG WHOLE (A)	2 × 0.5 MG IR	2 MG GROUND (B)	10 MG WHOLE (B)
AUC (0-T)	N	14	14	14	16	16	16
	MEAN	611.43	425.49	88.63	543.61	596.60	341.10
	SD	231.95	242.58	30.50	388.16	384.35	208.25
	CV	17.94	57.01	34.42	71.40	64.42	61.05
	MIN	204.26	167.33	61.80	239.66	250.73	111.22
AUC (INF)	MAX	941.35	1026.13	168.61	1859.42	1794.75	932.65
	N	5	1	1	9	8	3
	MEAN	624.64	700.93	115.15	679.17	599.38	527.84
	SD	302.91	—	—	495.67	248.97	153.67
	CV	48.49	—	—	72.98	41.54	29.11
CMAX	MIN	217.79	700.93	115.15	258.46	271.98	352.58
	MAX	925.07	700.93	115.15	1894.32	967.16	639.50
	N	14	14	14	18	16	16
	MEAN	153.43	51.29	5.54	176.53	64.47	14.16
	SD	59.85	29.83	1.85	145.59	47.79	8.65
FREL	CV	39.01	58.16	34.13	82.47	74.11	61.08
	MIN	65.50	18.50	3.34	71.30	31.05	4.48
	MAX	244.00	107.00	8.36	656.00	221.50	33.50
	N	0	14	14	0	15	16
	MEAN	—	69.78	15.85	—	122.27	65.44
CMAX (GROUND)/ CMAX (WHOLE)	SD	—	23.14	5.93	—	67.46	19.57
	CV	—	33.16	17.44	—	55.17	29.91
	MIN	—	33.52	8.98	—	77.89	41.25
	MAX	—	109.22	31.39	—	359.29	104.06
	N	0	14	0	0	15	0
	MEAN	—	9.33	—	—	4.97	—
	SD	—	5.16	—	—	2.38	—
	CV	—	55.25	—	—	47.91	—
	MIN	—	4.32	—	—	2.55	—
	MAX	—	21.63	—	—	10.68	—

TABLE 5

PK		GEOMETRIC			90% CI			P-VALUE
PARAMETER	TREATMENT	N	LS MEAN	COMPARISON	RATIO	LOWER	UPPER	RATIO = 1
STATISTICAL ANALYSIS OF PHARMACOKINETIC METRICS—NOT DOSE-ADJUSTED								
Population: Valid for PK Analysis								
NALTREXONZ								
GROUP A								
AUC (0-T)	2 × 0.5 MG	15	576.48	2 mg, GROUND (A) VS. 2 × 0.5 MG	1.53	1.19	1.96	0.01
	2 mg, GROUND (A)	15	880.09	2 mg, GROUND (A) VS. 10 mg, WHOLE (A)	1.02	0.79	1.31	0.89
AUC (INF)	10 mg, WHOLE (A)	15	861.94	10 mg, WHOLE (A) VS. 2 × 0.5 MG	1.50	1.16	1.92	0.01
	2 × 0.5 MG	5	—	Not Analyzed	—	—	—	—
	2 mg, GROUND (A)	1	—	Not Analyzed	—	—	—	—
CMAX	10 mg, WHOLE (A)	2	—	Not Analyzed	—	—	—	—
	2 × 0.5 MG	15	150.09	2 mg, GROUND (A) VS. 2 × 0.5 MG	0.71	0.53	0.95	0.05
	2 mg, GROUND (A)	15	106.53	2 mg, GROUND (A) VS. 10 mg, WHOLE (A)	1.95	1.46	2.61	0.00
	10 mg, WHOLE (A)	15	54.54	10 mg, WHOLE (A) VS. 2 × 0.5 MG	0.36	0.27	0.48	0.00
STATISTICAL ANALYSIS OF PHARMACOKINETIC METRICS—NOT DOSE-ADJUSTED								
Population: Valid for PK Analysis								
NALTREXONZ								
GROUP B								
AUC (0-T)	2 × 0.5 MG	18	459.47	2 mg, GROUND (S) VS. 2 × 0.5 MG	2.28	1.98	2.63	0.00
	2 mg, GROUND (B)	16	1048.00	2 mg, GROUND (B) VS. 10 mg, WHOLE (B)	0.36	0.31	0.42	0.00
AUC (INT)	10 mg, WHOLE (B)	16	2916.31	10 mg, WHOLE (B) VS. 2 × 0.5 MG	6.35	5.50	7.32	0.00
	2 × 0.5 MG	9	—	Not Analyzed	—	—	—	—
	2 mg, GROUND (B)	8	—	Not Analyzed	—	—	—	—
CMAX	10 mg, WHOLE (B)	3	—	Not Analyzed	—	—	—	—
	2 × 0.5 mg,	18	142.73	2 mg, GROUND (B) VS. 2 × 0.5 MG	0.77	0.65	0.91	0.01
	2 mg, GROUND (B)	16	110.35	2 mg, GROUND (B) VS. 10 mg, WHOLE (B)	0.93	0.78	1.10	0.45
	10 mg, WHOLE (B)	16	119.14	10 mg, WHOLE (B) VS. 2 × 0.5 MG	0.83	0.71	0.99	0.07
STATISTICAL ANALYSIS OF PHARMACOKINETIC METRICS—NOT DOSE-ADJUSTED								
RECORD WITH SUBJECT = 11 AND TYPE = NALTREXONE WAS EXCLUDED								
Population: Valid for PK Analysis								
NALTREXONE								
GROUP A								
AUC (0-T)	2 × 0.5 MG	14	564.41	2 mg, GROUND (A) VS. 2 × 0.5 MG	1.32	1.13	1.55	0.01
	2 mg, GROUND (A)	14	746.76	2 mg, GROUND (A) VS. 10 mg, WHOLE (A)	0.88	0.75	1.04	0.19
AUC (INF)	10 mg, WHOLE (A)	14	846.82	10 mg, WHOLE (A) VS. 2 × 0.5 MG	1.50	1.28	1.76	0.00
	2 × 0.5 MG	5	—	Not Analyzed	—	—	—	—
	2 mg, GROUND (A)	−1	—	Not Analyzed	—	—	—	—
CMAX	10 mg, WHOLE (A)	1	—	Not Analyzed	—	—	—	—
	2 × 0.5 MG	14	142.09	2 mg, GROUND (A) VS. 2 × 0.5 MG	0.61	0.50	0.73	0.00
	2 mg, GROUND (A)	14	86.29	2 mg, GROUND (A) VS. 10 mg, WHOLE (A)	1.64	1.36	1.99	0.00
	10 mg, WHOLE (A)	14	52.49	10 mg, WHOLE (A) VS. 2 × 0.5 MG	0.37	0.31	0.45	0.00

TABLE 6

PK		GEOMETRIC			90% CI			P-VALUE
PARAMETER	TREATMENT	N	LS MEAN	COMPARISON	RATIO	LOWER	UPPER	RATIO = 1
STATISTICAL ANALYSIS OF NALTREXONE PHARMACOKINETIC METRICS—DOSE-ADJUSTED								
Population: Valid for PK Analysis								
NALTREXONE								
GROUP A								
AUC (0-T)	2 × 0.5 MG	15	576.48	2 mg, GROUND (A) VS. 2 × 0.5 MG	0.76	0.59	0.98	0.08
	2 mg, GROUND (A)	15	440.04	2 mg, GROUND (A) VS. 10 mg, WHOLE (A)	5.11	3.97	6.56	0.00
AUC (INF)	10 mg, WHOLE (A)	15	56.19	10 mg, WHOLE (A) VS. 2 × 0.5 MG	0.15	0.12	0.19	0.00
	2 × 0.5 MG	5	—	Not Analyzed	—	—	—	—
	2 mg, GROUND (A)	1	—	Not Analyzed	—	—	—	—
CMAX	10 mg, WHOLE (A)	2	—	Not Analyzed	—	—	—	—
	2 × 0.5 MG	15	150.09	2 mg, GROUND (A) VS. 2 × 0.5 MG	0.35	0.27	0.47	0.00
	2 mg, GROUND (A)	15	53.26	2 mg, GROUND (A) VS. 10 mg,	9.77	7.32	13.03	0.00

TABLE 6-continued

PK		GEOMETRIC			90% CI			P-VALUE
PARAMETER	TREATMENT	N	LS MEAN	COMPARISON	RATIO	LOWER	UPPER	RATIO = 1
WHOLE (A) 10 mg, WHOLE (A) 15 5.45 10 mg, WHOLE (A) VS. 2 × 0.5 MG 0.04 0.03 0.05 0.00 STATISTICAL ANALYSIS OF NALTREXONE PHARMACOKINETIC METRICS—DOSE-ADJUSTED Population: Valid for PK Analysis NALTREXONE GROUP B								
AUC (0-T)	2 × 0.5 MG	18	459.47	2 mg, GROUND (B) VS. 2 × 0.5 MG	1.14	0.99	1.32	0.13
	2 mg, GROUND (B)	16	524.00	2 mg, GROUND (B) VS. 10 mg, WHOLE (B)	1.80	1.55	2.08	0.00
AUC (INF)	10 mg, WHOLE (B)	16	291.63	10 mg, WHOLE (B) VS. 2 × 0.5 MG	0.63	0.55	0.73	0.00
	2 × 0.5 MG	9	—	Not Analyzed	—	—	—	—
	2 mg, GROUND (B)	8	—	Not Analyzed	—	—	—	—
	10 mg, WHOLE (B)	3	—	Not Analyzed	—	—	—	—
CMAX	2 × 0.5 MG	18	142.73	2 mg, GROUND (B) VS. 2 × 0.5 MG	0.39	0.33	0.46	0.00
	2 mg, GROUND (B)	16	55.17	2 mg, GROUND (B) VS. 10 mg, WHOLE (B)	4.63	3.91	5.49	0.00
10 mg, WHOLE (B) 16 11.91 10 mg, WHOLE (B) VS. 2 × 0.5 MG 0.08 0.07 0.10 0.00 STATISTICAL ANALYSIS OF NALTREXONE PHARMACOKINETIC METRICS—DOSE-ADJUSTED RECORD WITH SUBJECT = 11 AND TYPE = NALTREXONE WAS EXCLUDED Population: Valid for PK Analysis NALTREXONE GROUP A								
AUC (0-T)	2 × 0.5 MG	14	564.41	2 mg, GROUND (A) VS. 2 × 0.5 MG	0.66	0.56	0.78	0.00
	2 mg, GROUND (A)	14	373.38	2 mg, GROUND (A) VS. 10 mg, WHOLE (A)	4.41	3.75	5.18	0.00
AUC (INF)	10 mg, WHOLE (A)	14	84.68	10 mg, WHOLE (A) VS. 2 × 0.5 MG	0.15	0.13	0.18	0.00
	2 × 0.5 MG	5	—	Not Analyzed	—	—	—	—
	2 mg, GROUND (A)	1	—	Not Analyzed	—	—	—	—
	10 mg, WHOLE (A)	1	—	Not Analyzed	—	—	—	—
CMAX	2 × 0.5 MG	14	142.09	2 mg, GROUND (A) VS. 2 × 0.5 MG	0.30	0.25	0.17	0.00
	2 mg, GROUND (A)	14	43.14	2 mg, GROUND (A) VS. 10 mg, WHOLE (A)	8.22	6.80	9.93	0.00
	10 mg, WHOLE (A)	14	5.25	10 mg, WHOLE (A) VS. 2 × 0.5 MG	0.04	0.03	0.04	0.00

TABLE 7

TREATMENT	SUBJECT NUMBER	VISIT	AUC (0-T) (pg * h/ml)	AUC (INF) (pg * h/ml)	TMAX (hour)	CMAX (pg/ml)	TERMINAL HALF-LIFE (hour)
LISTING OF PHARMACOKINETIC METRICS BY SUBJECT Population: Valid for PK Analysis GROUP: A ANALYTE: NALTREXONT							
2 × 0.5 MG	1	Visit 1	935.15	—	1.0	244.0	—
	2	Visit 1	607.92	—	1.0	195.0	—
	3	Visit 1	898.13	925.07	1.0	237.0	5.20
	4	Visit 1	366.00	—	1.0	101.0	—
	5	Visit 1	941.35	—	1.0	216.0	—
	6	Visit 1	382.37	397.75	1.0	102.0	4.96
	7	Visit 1	670.50	—	0.5	203.0	—
	8	Visit 1	685.11	745.47	1.0	150.0	13.99
	9	Visit 1	665.93	—	1.0	99.2	—
	10	Visit 1	562.93	—	0.5	104.0	—
	11	Visit 1	775.14	—	0.5	123.0	—
	12	Visit 1	204.26	217.79	0.5	65.5	3.54
	13	Visit 1	802.11	837.24	1.0	191.0	8.64
	14	Visit 1	435.03	—	1.0	96.3	—
	15	Visit 1	403.26	—	0.5	144.0	—
2 mg, GROUND (A)	1	Visit 2	806.40	—	1.0	112.0	—
	2	Visit 2	788.02	—	4.0	150.0	—
	3	Visit 2	1171.05	1401.85	1.0	183.0	7.94
	4	Visit 2	586.50	—	0.0	157.0	—
	5	Visit 2	2052.25	—	2.0	129.0	—
	6	Visit 2	441.69	—	2.0	48.5	—
	7	Visit 2	1464.67	—	4.0	214.0	—
	8	Visit 2	710.94	—	1.0	71.9	75.64
	9	Visit 2	446.40	—	1.0	49.5	—

TABLE 7-continued

TREATMENT	SUBJECT NUMBER	VISIT	AUC (0-T) (pg * h/ml)	AUC (INF) (pg * h/ml)	TMAX (hour)	CMAX (pg/ml)	TERMINAL HALF-LIFE (hour)
10 mg, WHOLE (A)	10	Visit 2	542.77	—	1.0	45.0	—
	11	Visit 2	8777.40	—	6.0	2035.0	—
	12	Visit 2	334.65	—	1.0	39.0	—
	13	Visit 2	1101.80	—	4.0	139.0	—
	14	Visit 2	524.32	—	6.0	37.0	—
	15	Visit 2	742.28	—	4.0	61.1	—
	1	Visit 3	839.50	—	3.0	56.4	—
	2	Visit 3	755.13	—	2.0	48.9	—
	3	Visit 3	1097.82	1151.45	2.0	83.4	8.92
	4	Visit 3	618.1	—	30.0	36.3	—
	5	Visit 3	1302.65	—	6.0	76.7	—
	6	Visit 3	902.25	—	3.0	52.2	—
	7	Visit 3	865.55	—	2.0	67.0	—
	8	Visit 3	1008.33	—	1.0	78.5	—
	9	Visit 3	694.48	—	2.0	35.2	—
	10	Visit 3	693.64	—	6.0	43.1	—
	11	Visit 3	1104.30	1176.30	3.0	93.3	7.16
	12	Visit 3	641.20	—	30.0	45.1	—
	13	Visit 3	1686.08	—	6.0	83.6	—
	14	Visit 3	672.55	—	30.0	35.9	—
	15	Visit 3	631.01	—	2.0	33.4	—
LISTING OF PHARMACOKINETIC METRICS BY SUBJECT							
Population: Valid for PK Analysis							
GROUP: B ANALYTE: NALTREXONT							
2 x 0.5 MG	16	Visit 1	428.16	446.42	1.0	109.0	4.18
	17	Visit 1	257.35	—	1.0	85.1	—
	18	Visit 1	453.35	—	0.5	161.0	—
	19	Visit 1	311.44	—	1.0	71.3	—
	20	Visit 1	239.66	—	0.5	80.3	—
	21	Visit 1	647.69	692.12	1.0	167.0	13.22
	22	Visit 1	782.92	850.05	0.5	249.0	21.15
	23	Visit 1	266.05	—	1.0	83.3	—
	24	Visit 1	352.40	395.80	0.5	173.0	8.43
	25	Visit 1	699.02	741.39	0.5	244.0	10.88
	26	Visit 1	449.97	474.86	0.5	117.0	6.99
	27	Visit 1	1859.42	1894.32	0.5	656.0	7.42
	28	Visit 1	595.61	—	1.0	169.0	—
	29	Visit 1	243.17	258.46	0.5	72.6	3.27
	30	Visit 1	257.82	—	1.0	72.0	—
	118	Visit 3	341.18	359.10	0.5	107.0	4.70
	119	Visit 2	703.29	—	1.0	143.0	—
	219	Visit 3	896.55	—	0.5	398.0	—
2 mg, GROUND (B)	16	Visit 2	944.40	—	2.0	130.0	—
	17	Visit 2	633.29	—	2.0	65.4	—
	19	Visit 2	996.09	—	2.0	97.2	—
	20	Visit 2	501.45	543.95	3.0	62.1	10.02
	21	Visit 2	1150.47	—	3.0	81.4	—
	22	Visit 2	1672.31	1735.22	2.0	153.0	6.87
	23	Visit 2	665.51	—	2.0	86.2	—
	24	Visit 2	642.95	723.46	1.0	82.4	11.44
	25	Visit 2	1373.01	1543.76	1.0	156.0	11.38
	26	Visit 2	700.91	164.85	2.0	64.1	17.56
	27	Visit 2	3589.49	—	1.0	443.0	—
	28	Visit 2	1071.94	1192.53	2.0	126.0	11.54
	29	Visit 2	1747.36	—	24.0	150.0	—
	30	Visit 2	693.62	—	3.0	69.1	26.10
	118	Visit 1	845.31	1052.04	2.0	70.1	20.21
	219	Visit 1	1861.14	1934.31	1.0	227.0	8.71
10 mg, WHOLE (B)	16	Visit 3	3143.15	—	30.0	117.0	—
	17	Visit 3	2677.88	—	12.0	118.0	—
	20	Visit 3	1864.16	—	12.0	79.4	—
	21	Visit 3	3385.73	—	24.0	132.0	60.33
	22	Visit 3	5899.39	6394.97	12.0	300.0	7.92
	23	Visit 3	1112.17	—	30.0	44.8	—
	24	Visit 3	1996.78	—	12.0	85.5	—
	25	Visit 3	3261.30	3525.82	12.0	149.0	6.11
	26	Visit 3	2153.12	—	30.0	86.2	—
	27	Visit 3	9326.50	—	30.0	335.0	—
	28	Visit 3	5348.95	—	18.0	202.0	—
	29	Visit 3	1985.45	—	12.0	70.2	—
	30	Visit 3	2364.90	—	18.0	91.5	—
	118	Visit 2	2030.11	—	24.0	74.1	16.60

TABLE 7-continued

TREATMENT	SUBJECT NUMBER	VISIT	AUC (0-T) (pg * h/ml)	AUC (INF) (pg * h/ml)	TMAX (hour)	CMAX (pg/ml)	TERMINAL HALF-LIFE (hour)
	119	Visit 1	2903.13	—	12.0	125.0	—
	219	Visit 2	5122.88	5914.43	12.0	255.0	9.14

TABLE 8

LISTING OF PLASMA NALTREXONE CONCENTRATIONS BY SUBJECT														
Population: ALL Subjects Valid for Safety Analysis														
TREAT- MENT	SUBJECT NUMBER	VISIT	AT DOSING	0.5 HR	1 HR	2 HRS	3 HRS	4 HRS	6 HRS	12 HRS	18 HRS	24 HRS	30 HRS	36 HRS
GROUP: A														
2 × 0.5 MG	1	1	0	159	241	150	95.9	67.5	24.9	8.97	11.4	5.31	10.5	2.94
	2	1	0	52.2	195	128	85.7	52.4	17.9	6.39	3.33	4.45	0	0
	3	1	0	202	237	135	93.8	65.9	38.8	14.7	6.26	3.59	0	0
	4	1	0	66.6	101	68.7	47.6	28.3	10.9	5.32	2.74	2.08	0	0
	5	1	4.75	201	216	148	93.7	63.1	31.2	11.1	6.9	4.62	9.61	7.71
	6	1	2.9	86.3	102	71.5	65.2	28.6	11.5	4.99	2.15	0	0	0
	7	1	0	203	149	109	81.8	53.9	24.2	8.15	4.33	0	0	4.64
	8	1	0	104	150	94.8	78.5	44.8	26.7	10	7.5	5.47	4.42	2.99
	9	1	0	66.4	99.2	60.3	40.8	34.2	13.2	4.99	52.6	2.53	0	0
	10	1	0	104	87	52.9	52.5	30.4	15.2	7.36	10.5	18.6	5.04	0
	11	1	0	323	203	127	82.2	57.8	28.3	5.31	6.81	0	0	0
	12	1	0	65.5	60.2	41.1	21.7	12.3	9.29	2.65	0	0	0	0
	13	1	0	147	191	132	83.9	59.3	36.7	11.3	6.27	3.32	2.81	0
	14	1	0	73.1	96.3	66.8	36.7	28.8	12.9	3.24		10	2.93	0
	15	1	0	144	110	59.3	38.7	22.5	12.4	6.2	3.26	0	3.55	0
2 mg, GROUND (A)	1	2	31.8	53.9	112	68.9	60.9	63.1	41.4	16.8	13.7	6.68	8.74	7.31
	2	2	7.62	17.6	22.9	50	34	150	27.6	18.3		8.46	11.2	10.9
	3	2	21.3	82.5	183	172	115		85.9	12.8	19	7.67	5.63	2.69
	4	2	157	6.26	31.9	33.2	87.7	36.4	31.4	12.1	8.42	3.07	9.02	7.81
	5	2	80.4	67.8	127	129	128	118	104	61.6	45.8	28.7	18	22.8
	6	2	0	14.7	33.2	48.5	44.4	38.7	27.1	9.67	7.05	2.66	4.46	2.35
	7	2	0	56.4	86.1	96.6	88.4	214	41.4	20.7	11.8	7.82	73.8	5.19
	8	2	15.4	56.6	71.9	67.1	51.1	52.5	36.8	14.9	14.1	7.49	6.94	6.71
	9	2	27.2	21.4	49.5	29.6	27.7	35.2	28.2	11.2	7.53	3.35	4.49	3.15
	10	2	0	15.2	45	35.5	28	30.4	27.1	14.7	10.4	16.7	3.36	3.52
	11	2	0	77.8	107	130	65.9	50.8	2035	15.4	8.82	6.61	8.26	3.87
	12	2	0	20.8	39	29.8	25.3	20.1	18.8	5.82	6.3	4.51	3.68	4.23
	13	2	10.5	23.9	87.9	87.5	66.1	239	46	12.2	16.6	9.35	15.2	11.7
	14	2	0	19.9	34.1	36.1	26.5	31.4	37	14.9	6.31	4.31	9.57	6.85
	15	2	20.8	16.6	33	39.4	40.8	61.1	49.6	17.4	8	9.29	8.69	24.5
10 mg, WHOLE (A)	1	3	0	16.7	30.8	42.2	56.4	55.3	36.7	19.4	22.6	10.1	18.7	18.3
	2	3	0	13.2	44.9	48.9	44.8	40.7	26.1	19.5	15.7	18.5	15.8	12.9
	3	3	0	5.75	57.8	83.4	80.6	77.2	69.4	37.9	21.8	10.6	7.98	4.17
	4	3	0	3.57	15.7	22.3	19.9	18.5	16.7	11.7	9.21	8.64	36.3	24.2
	5	3	15.3	13.5	59.9	71.3	70.6	70.3	76.7	48.5	23.9	14	18.5	21.2
	6	3	0	19.6	34.6	48.3	52.2	43.4	51.7	21.3	23.7	15	14.7	15.3
	7	3	0	21.4	54.2	67	60.7	55	38.2	22.8	14.4	13.5	16.5	16
	8	3	0	31.2	78.5	72	71.4	48.1	37.9	31.2	25.9	14.8	15.5	14.1
	9	3	0	12	26	35.2	20.3	31.1	24.7	15.1	17.7	11.4	30.5	7.01
	10	3	0	2.94	28.8	18.7	33.4	26.9	43.1	27.3	13.8	9.47	10.4	13.3
	11	3	0	52.8	71.1	85.8	93.3	73.2	51.7	28.9	11.9	20.4	12.6	6.69
	12	3	0	1.61	16.9	26.6	23.6	25	15.6	12.5	7.32	6.64	65.1	15.6
	13	3	0	21	72.5	72.1	68.8	68.8	83.6	58.6	36.4	21	28.9	57.7
	14	3	0	3.97	23.8	9.64	20.9	21.7	29.4	16.2	11.3	8.02	15.9	14.5
	15	3	0	8.39	15.4	33.4	31.5	28.6	31.6	21.3	12.5	8.11	15.6	11.8
GROUP: B														
2 × 0.5 MG	16	1	0	108	109	73	43.7	31.4	22.2	5.12	3.03	0	0	0
	17	1	0	62.9	85.1	47.7	33.7	20.2	9.39	4.27	0	0	0	0
	18	1	0	161	124	68.7	40.3	27.7	11.7	3.74	2.78	2.13	4.06	2.08
	19	1	0	45.4	71.3	50.6	37.2	24.5	11.8	3.84	2.4	0	3.04	2.61
	20	1	0	80.3	65.2	41.1	29.4	22	9.37	3.21	0	0	0	0
	21	1	0	118	167	114	69.2	41.5	21.7	8.43	5.31	3.97	2.99	2.33
	22	1	0	249	216	122	77.3	44.2	21.9	11.4	5.48	3.26	2.63	2.2
	23	1	0	62.8	83.3	54.3	34.6	23	10.1	2.79	0	0	0	0
	24	1	0	173	105	48.4	31.1	20.8	9.58	4.57	3.57	0	0	0
	25	1	0	244	198	105	60	47.6	31.4	5.8	3.27	2.7	0	0

TABLE 8-continued

LISTING OF PLASMA NALTREXONE CONCENTRATIONS BY SUBJECT														
Population: ALL Subjects Valid for Safety Analysis														
TREAT- MENT	SUBJECT NUMBER	VISIT	AT DOSING	0.5 HR	1 HR	2 HRS	3 HRS	4 HRS	6 HRS	12 HRS	18 HRS	24 HRS	30 HRS	36 HRS
2 mg, GROUND (B)	26	1	0	137	122	76.7	52.8	36.6	36.2	5.36	0	2.47	0	0
	27	1	0	656	464	250	191	121	58.3	26.2	10.5	10	6.29	3.26
	28	1	0	147	169	90.1	58.2	40.2	21.7	4.21	2.9	3.35	0	12.4
	29	1	0	72.6	71	45.6	26.4	17.8	11.3	3.24	0	0	0	0
	30	2	0	55.2	72	48.6	32.1	19.7	10.8	2.74	2.11	0	0	0
	118	3	0	107	81.6	57.9	36.8	20.8	14.6	5.71	2.64	0	0	0
	119	2	3.2	119	143	112	74	47.4	25.4	23.7	5.32	6.3	2.67	2.5
	219	3	7	398	224	105	88.5	58.5	16.7	11.4	3.55	3.35	0	0
	16	2	13.3	36	82	130	82	75.3	44.5	23.6	11.7	7.98	6.54	19.9
	17	2	0	15.3	51.8	65.4	51.5	38.5	19.2	23.2	13.2	6.74	9.69	6.12
	19	2	0	24.8	71.9	97.2	68.4	56.9	82.2	30	12.9	6.08	6.98	4.75
	20	2	0	37.7	56.4	62.1	35.6	29.8	15.3	16.2	9.62	7.56	4.6	2.94
	21	2	9.79	15.9	58.5	76.9	81.4	71.8	46.6	44.6	25.2	12.3	18.6	13.2
	22	2	2.73	52.4	148	153	133	112	79.6	51.8	31.1	32.1	8.83	6.35
	23	2	0	14.8	40	86.2	68.5	60.4	28.7	24.6	6.77	5.73	5.9	3.11
	24	2	5.37	44.1	82.4	74.1	49.2	40.2	22.4	15	11.8	10.1	8.07	4.88
	25	2	5.02	85	135	125	156	57.6	57.5	39.6	27	21.6	11.7	10.4
	26	2	0	48.5	63	64.1	48.4	31.2	35.1	22	12.3	10.6	6.82	6.47
	21	2	3.35	264	443	356	263	186	183	75.7	39.7	29	22.5	191
	28	2	0	44.4	101	126	102	74.3	36.7	34.3	19.5	11.4	12.5	7.18
	29	2	0	28.8	42	68.2	45.6	37.4	20.1	77.3	7.37	150	4.26	5.86
	30	2	10.8	4.57	41.2	64.9	69.1	55.5	31.7	26.9	9.25	7.28	5.94	5.82
	118	1	3.94	14.8	61.9	70.1	63.9	48.4	38.4	30.6	17.8	10.7	9.07	7.09
	219	1	2.85	121	227	153	116	221	104	45.2	27.8	14.7	11.6	5.66
10 mg, WHOLE (B)	16	3	0	0	21.2	65.8	87.9	62.3	77.2	106	100	81.8	117	47.5
	11	3	0	23.7	23.3	74.6	80.2	76.1	75	118	87.7	48.7	69.9	44.6
	20	3	71.2	8.96	34.3	47.5	40.8	38.7	37.5	79.8	70.3	40.6	45.9	33.4
	21	3	0	0	10.3	27.7	33.2	30.2	66.3	103	83.6	132	125	115
	22	3	0	5.37	67.6	97.3	119	129	179	300	234	127	104	43.4
	23	3	0	4.78	18.9	24.3	25.8	23.8	26.4	37.1	24.9	21.5	44.8	44.8
	24	3	0	26.2	55.3	57.3	47.3	40.8	34.3	85.5	68.9	49.4	53.5	31.8
	25	3	0	30.1	56	57.3	52.4	47.7	67.1	149	140	117	38.1	30
	26	3	0	2.74	24.8	36.8	34.3	33.1	44.4	57.1	74.8	56.2	86.2	63
	21	3	0	69.5	175	270	274	193	167	302	222	321	335	193
	28	3	0	55.9	37.6	88.2	114	104	74.9	156	202	162	194	171
	29	3	0	39.8	24	35.2	68.3	43.3	43.6	70.2	67.1	50.8	54.7	49.3
	30	3	0	21.4	30.6	59.9	41.1	36.1	31.5	89.7	91.5	60.4	75.4	46.7
	118	2	0	7.42	29	52.5	45.1	42.5	50.5	63	62.1	74.1	51.9	44.9
	119	1	0	12.8	66.1	83.2	87.8	72.1	123	125	69.8	40.5	79.5	62.4
	219	2	0	18.2	33.5	71.1	84.7	85.1	80.2	255	200	149	113	60

Example 5

Sequestered Naltrexone HCl beads

[0248] In Example 5, Naltrexone HCl beads for incorporation into capsules were prepared having the following formulation in Table 5 below.

TABLE 5

Ingredients		Amt/unit (mg)
Step 1. Drug layering	Naltrexone HCl	2.1
	Non-pareil beads (30/35 mesh)	39.98
	Opadry Clear	0.4
	(Hydroxypropylmethyl cellulose)	
	Sodium ascorbate	0.027
Step 2. Anionic polymer coat	Ascorbic acid	0.05
	Eudragit L30D (dry)	2.164
	Triethyl Citrate	0.433
Step 3. Sustained release coat	Cabosil	0.108
	Eudragit RS30D (dry)	17.475
	Triethyl citrate	3.495
	Cabosil	0.874

TABLE 5-continued

Ingredients		Amt/unit (mg)
Step 4. Seal coat	Opadry Clear	1.899
	(Hydroxypropylmethyl cellulose)	
	Cabosil	0.271
Total (on dry basis)		69.287

Process:

[0249] 1. Dissolve naltrexone HCl, ascorbic acid, sodium ascorbate and Opadry Clear in water. Spray the drug solution onto non-pareil beads in a fluid bed coater with Wurster insert.

[0250] 2. Disperse Eudragit L30D, Triethyl citrate, and Cabosil in water. Spray the dispersion onto the drug-loaded beads in the fluid bed coater.

[0251] 3. Disperse Eudragit RS30D, triethyl citrate, and Cabosil in water. Spray the dispersion onto the beads in the fluid bed coater.

[0252] 4. Dissolve Opadry Clear in water. Spray the solution onto the beads in the fluid bed coater.

[0253] 5. Cure the beads at 60° C. for 24 hours.

Example 6

Sequestered Naltrexone multiparticulates

[0254] A naltrexone melt extruded multiparticulate formulation was prepared. The melt extruded multiparticulate formulation is listed in Table 6 below.

TABLE 6

Ingredients	Amt/Unit (mg)
Naltrexone HCl	2.0
Eudragit RSPO	88.0
Stearyl alcohol	15.0
Stearic acid	15.0
BHT	1.0
Total	121.0

Process:

[0255] 1. Blend milled Stearic acid, stearyl alcohol, Naltrexone HCl, BHT, and Eudragit RSPO using a V-blender.

[0256] 2. Extrude the mixture using a Powder Feeder, Melt Extruder (equipped with the 6x1 mm die head), Conveyor, Lasermike, and Pelletizer.

[0257] Powder feed rate-4.2 kg/hr; vacuum-980 mBar

[0258] Conveyor-such that diameter of extrudate is 1 mm

[0259] Pelletizer-such that pellets are cut to 1 mm in length

[0260] 3. Screen pellets using #16 mesh and #20 mesh screens. Collect material that passes through the #16 mesh screen and is retained on the #20 mesh screen.

[0261] 4. Fill size #2 clear gelatin capsules with the pellets. Range: NLT 114 mg and NMT 126 mg.

Example 7

Sequestered Naltrexone CR Beads

[0262] A naltrexone sustained release bead formulation was prepared which can be incorporated into an opioid controlled release granulation and the mixture is then compressed into tablets. The naltrexone controlled release bead formulation is listed in Table 7 below.

TABLE 7

	Ingredients	Amt/unit* (mg)
Step 1. Drug layering	Naltrexone HCl	0.609
	Non-pareil beads (30/35 mesh)	67.264
	Opadry Clear	0.547
Step 2. Seal coat	Eudragit L	2.545
	Triethyl citrate	0.636
	Glyceryl monostearate	0.239
Step 3. Sustained release coat	Eudragit RS30D (dry)	43.789
	Triethyl citrate	8.758
	Cabosil	2.189

TABLE 7-continued

	Ingredients	Amt/unit* (mg)
Step 4. Seal coat	Opadry Clear	2.053
	(Hydroxypropylmethyl cellulose)	
	Cabosil	1.368
Total		130

Process:

[0263] 1. Dissolve naltrexone HCl and Opadry (HPMC) in water. Spray the drug solution onto non-pareil beads in a fluid bed coater with Wurster insert.

[0264] 2. Disperse Eudragit L, Triethyl citrate, and glyceryl monostearate in water. Spray the dispersion onto the drug-loaded beads in the fluid bed coater.

[0265] 3. Disperse Eudragit RS, triethyl citrate, and Cabosil in water. Spray the dispersion onto the beads in the fluid bed coater.

[0266] 4. Dissolve Opadry in water. Spray the solution onto the beads in the fluid bed coater.

[0267] 5. Cure the beads at 60° C. for 24 hours.

Example 8

Controlled Release Oxycodone 20 mg

[0268] In Example 8, a sustained release 20 mg oxycodone formulation (OxyContin® 20 mg) was prepared having the formulation listed in Table 8 below.

TABLE 8

Ingredients	Amt/Unit (mg)
Oxycodone HCl	20.0
Spray Dried Lactose	59.25
Povidone	5.0
Eudragit RS30D (solids)	10.0
Triacetin	2.0
Stearyl Alcohol	25.0
Talc	2.5
Magnesium Stearate	1.25
Opadry Pink Y-S-14518A	4.0
Total	129.0

Process:

[0269] 1. Granulation: Spray the Eudragit/Triacetin dispersion onto the Oxycodone HCl, Spray Dried Lactose and Povidone using a fluid bed granulator.

[0270] 2. Milling: Discharge the granulation and pass through a mill.

[0271] 3. Waxing: Melt the stearyl alcohol and add to the milled granulation using a mixer. Allow to cool.

[0272] 4. Milling: Pass the cooled granulation through a mill.

[0273] 5. Lubrication: Lubricate the granulation with talc and magnesium stearate using a mixer.

[0274] 6. Compression: Compress the granulation into tablets using a tablet press.

[0275] 7. Film coating: Apply an aqueous film coat to the tablets.

Example 9

[0276] In Example 9, naltrexone beads prepared in accordance with Example 7 are incorporated into the sustained release 20 mg oxycodone (OxyContin® 20 mg) tablets prepared in accordance with Example 8 and having the formula listed in Table 9 below.

TABLE 9

	Ingredients	Amt/unit* (mg)
Step 1. Granulation	Oxycodone HCl	20.0
	Spray Dried Lactose	59.25
	Povidone	5.0
	Eudragit RS30D (dry)	10.0
	Triacetin	2.0
	Stearyl alcohol	25.0
	Talc	2.5
Step 2. Combination tablet	Magnesium	1.25
	OxyContin granulation (Example 3)	125
	Naltrexone CR beads (Formula 2)	140

Process:

- [0277] 1. Spray the Eudragit/triacetin dispersion onto the Oxycodone HCl, spray dried lactose and povidone using a fluid bed granulator.
- [0278] 2. Discharge the granulation and pass through a mill.
- [0279] 3. Melt the stearyl alcohol and add to the milled granulation using a mill. Allow to cool.
- [0280] 4. Pass the cooled granulation through a mill.
- [0281] 5. Lubricate the granulation with talc and magnesium stearate. Using a mixer.
- [0282] 6. Mix naltrexone beads with the above granulation and compress into tablets.

Alternate Process:

- [0283] 1. Spray the Eudragit/triacetin dispersion onto the Oxycodone HCl, spray dried lactose and povidone using a fluid bed granulator.
- [0284] 2. Discharge the granulation and pass through a mill.
- [0285] 3. Mix naltrexone beads (example 2) with the above granulation in a Hobart mixer.
- [0286] 4. Melt the stearyl alcohol and add to the above mixture. Allow to cool.
- [0287] 5. Pass the cooled granulation through a mill.
- [0288] 6. Lubricate the granulation with talc and magnesium stearate using a mixer.
- [0289] 7. Compress into tablets.

Example 10

Controlled Release Hydrocodone

[0290] A sustained release hydrocodone formulation was prepared having the formula in Table 10 below.

TABLE 10

Ingredients	Amt/Unit (mg)	Amt/Batch (g)
Hydrocodone Bitartrate	15.0	320.0
Eudragit RSPO	76.0	1520.0

TABLE 10-continued

Ingredients	Amt/Unit (mg)	Amt/Batch (g)
Eudragit RLPO	4.0	80.0
Stearyl Alcohol	25.0	500.0
Total	120.0	2400.0

Process:

- [0291] 1. Blend milled Stearyl Alcohol, Eudragit RLPO, Hydrocodone Bitartrate, and Eudragit RSPO using a Hobart Mixer.
- [0292] 2. Extrude the granulation using a Powder Feeder, Melt Extruder (equipped with the 6x1 mm die head), Conveyor, Lasermike, and Pelletizer.
- [0293] Powder feed rate-40 g/min; vacuum-980 mBar
- [0294] Conveyor-such that diameter of extrudate is 1 mm
- [0295] Pelletizer-such that pellets are cut to 1 mm in length
- [0296] 3. Screen pellets using #16 mesh and #20 mesh screens. Collect material that passes through the #16 mesh screen and is retained on the #20 mesh screen.
- [0297] 4. Fill size #2 clear gelatin capsules with the pellets. Range: NLT (not less than) 114 mg and NMT (not more than) 126 mg.
- [0298] The sequestered naltrexone formulation of Example 6 can be incorporated in a capsule with the hydrocodone pellets. Preferably, the sequestered naltrexone pellets are indistinguishable from the hydrocodone pellets.

Example 11

Controlled Release Oxycodone HCl beads

[0299] A sustained release oxycodone HCl bead formulation was prepared having the formula in Table 11 below.

TABLE 11

	Ingredients	Amt/unit* (mg)
Step 1. Drug layering	Oxycodone HCl	10.5
	Non-pareil beads (30/35 mesh)	45.349
	Opadry Clear	2.5
Step 2. Sustained release coat	Eudragit RS30D (dry)	7.206
	Eudragit RL30D (dry)	0.379
	Triethyl citrate	1.517
	Cabosil	0.379
Step 3. Seal coat	Opadry Clear	1.899
	(Hydroxypropylmethyl cellulose)	
	Cabosil	0.271
Total		70.0

Process:

- [0300] 1. Dissolve oxycodone HCl and Opadry (HPMC) in water. Spray the drug solution onto non-pareil beads in a fluid bed coater with Wurster insert.
- [0301] 2. Disperse Eudragit RS, Eudragit RL, triethyl citrate, and Cabosil in water. Spray the dispersion onto the beads in the fluid bed coater.

[0302] 3. Dissolve Opadry in water. Spray the solution onto the beads in the fluid bed coater.

[0303] 4. Cure the beads at 60° C. for 24 hours.

[0304] The sequestered naltrexone formulation of Example 5 can be incorporated in a capsule with the oxycodone beads. Preferably, the sequestered naltrexone beads are indistinguishable from the oxycodone beads.

Example 12

Controlled Release Hydromorphone

[0305] A sustained release hydromorphone HCl formulation was prepared having the formula in Table 12 below:

TABLE 12

Ingredients	Amt/Unit (mg)
Hydromorphone HCl	12.0
Eudragit RSPO	76.5
Ethocel	4.5
Stearic acid	27.0
Total	120.0

Process:

[0306] 1. Blend milled Stearic acid, ethocel, Hydromorphone HCl, and Eudragit RSPO using a V-blender.

[0307] 2. Extrude the mixture using a Powder Feeder, Melt Extruder (equipped with the 6×1 mm die head), Conveyor, Lasermike, and Pelletizer.

[0308] Powder feed rate-4.2 kg/hr; vacuum-980 mBar

[0309] Conveyor-such that diameter of extrudate is 1 mm

[0310] Pelletizer-such that pellets are cut to 1 mm in length

[0311] 3. Screen pellets using #16 mesh and #20 mesh screens. Collect material that passes through the #16 mesh screen and is retained on the #20 mesh screen.

[0312] 4. Fill size #2 clear gelatin capsules with the pellets. Range: NLT 114 mg and NMT 126 mg.

[0313] The sequestered naltrexone formulation of Example 5 can be incorporated in a capsule with the hydromorphone pellets. Preferably, the sequestered naltrexone beads are indistinguishable from the hydromorphone HCl pellets.

1-159. (canceled)

160. An oral dosage form consisting of

an opioid agonist selected from the group consisting of morphine, hydromorphone, hydrocodone, oxycodone, codeine, meperidine, methadone, oxymorphone, and pharmaceutically acceptable salts thereof,

an opioid antagonist selected from the group consisting of naltrexone, naloxone and pharmaceutically acceptable salts thereof,

one or more hydrophobic materials, and

additional pharmaceutically acceptable excipients, wherein

all of the opioid antagonist in the dosage form is sequestered with the one or more hydrophobic materials such that the ratio of the mean Cmax of the opioid antagonist after single dose oral administration of the dosage form after tampering by means of crushing, shearing, grinding, chewing, dissolution in a solvent, heating or any combination thereof to the mean Cmax of the opioid

antagonist after single dose oral administration of the dosage form intact is at least 1.5:1.

161. The dosage form of claim 160, wherein said ratio is at least 3:1.

162. The dosage form of claim 160, wherein said ratio is at least 4.5:1.

163. The dosage form of claim 160, wherein said ratio is at least 4.5:1.

164. The dosage form of claim 160, wherein said ratio is at least 8:1.

165. The dosage form of claim 164, wherein said ratio is at least 10:1.

166. The dosage form of claim 160, wherein the opioid agonist is selected from the group consisting of morphine, hydromorphone, hydrocodone, oxycodone, oxymorphone, pharmaceutically acceptable salts thereof and mixtures thereof.

167. The dosage form of claim 160, wherein the opioid agonist is naltrexone or a pharmaceutically acceptable salt thereof.

168. The dosage form of claim 167, wherein the opioid antagonist is naltrexone hydrochloride.

169. The dosage form of claim 160, wherein the opioid antagonist is dispersed in the one or more hydrophobic materials.

170. An oral dosage form consisting of

an opioid agonist selected from the group consisting of morphine, hydromorphone, hydrocodone, oxycodone, codeine, meperidine, methadone, oxymorphone, and pharmaceutically acceptable salts thereof,

an opioid antagonist selected from the group consisting of naltrexone, naloxone and pharmaceutically acceptable salts thereof,

one or more hydrophobic materials, and

additional pharmaceutically acceptable excipients, wherein all of the opioid antagonist in the dosage form is sequestered with the one or more hydrophobic materials such that the ratio of the mean Tmax of the opioid antagonist after single dose oral administration of the dosage form intact to the mean Tmax of the opioid antagonist after single dose oral administration of the dosage form after tampering is at least 1.5:1.

171. The dosage form of claim 170, wherein the opioid antagonist is naltrexone or a pharmaceutically acceptable salt thereof and the dosage form which is administered intact provides a mean Tmax of naltrexone of about 0.75 hours to about 36 hours.

172. The dosage form of claim 171, wherein the dosage form which is administered intact provides a mean Tmax of naltrexone of from about 1 hour to about 30 hours.

173. The dosage form of claim 172, wherein the dosage form which is administered intact provides a mean Tmax of naltrexone of from about 2 hours to about 20 hours.

174. The dosage form of claim 173, wherein the dosage form which is administered intact provides a mean Tmax of naltrexone of from about 5 hours to about 15 hours.

175. The dosage form of claim 174, wherein the dosage form which is administered intact provides a mean Tmax of naltrexone of about 6 hours to about 10 hours.

176. An oral dosage form consisting of

an opioid agonist selected from the group consisting of morphine, hydromorphone, hydrocodone, oxycodone, codeine, meperidine, methadone, oxymorphone, and pharmaceutically acceptable salts thereof,

an opioid antagonist selected from the group consisting of naltrexone, naloxone and pharmaceutically acceptable salts thereof,

one or more hydrophobic materials, and additional pharmaceutically acceptable excipients, wherein

all of the opioid antagonist in the dosage form is sequestered with the one or more hydrophobic materials such that the ratio of the mean AUCt of the opioid antagonist after single dose oral administration of the dosage form after tampering to the mean AUCt of the opioid antagonist after single dose oral administration of the dosage form intact is at least 1.5:1.

177. The dosage form of claim **176**, wherein the opioid antagonist is naltrexone or a pharmaceutically acceptable salt thereof and AUCt of naltrexone is 350 pg*h/ml or less.

178. The dosage form of claim **176**, wherein said ratio is at least 10:1.

179. The dosage form of claim **176**, wherein the opioid antagonist is dispersed in the one or more hydrophobic materials.

* * * * *