



US00D616239S

(12) **United States Design Patent**  
**Sawyer**

(10) **Patent No.:** **US D616,239 S**

(45) **Date of Patent:** **\*\* May 25, 2010**

(54) **ATTACHABLE ARMREST**

(76) Inventor: **Ray B. Sawyer**, 15 Wendover La., Palm Coast, FL (US) 32164

(\*\*) Term: **14 Years**

(21) Appl. No.: **29/351,675**

(22) Filed: **Dec. 9, 2009**

(51) **LOC (9) Cl.** ..... **06-13**

(52) **U.S. Cl.** ..... **D6/610**

(58) **Field of Classification Search** ..... D6/610-612,  
D6/616, 582-584; 297/219.1-229; 5/653,  
5/655; 150/154, 158, 165

See application file for complete search history.

(56) **References Cited**

**U.S. PATENT DOCUMENTS**

2,554,344	A *	5/1951	Pattison	.....	D6/610
D243,304	S	2/1977	Fuqua	.....	
D313,917	S *	1/1991	Valliere	.....	D6/610
D346,297	S *	4/1994	Capriotti	.....	D6/610
D368,616	S *	4/1996	Hoover	.....	D6/610
D372,920	S *	8/1996	Bragg et al.	.....	D6/610
5,605,374	A	2/1997	Perry	.....	
D382,165	S	8/1997	Ruiz	.....	
D388,998	S *	1/1998	Dubiel	.....	D6/611
D402,845	S *	12/1998	Hanzok	.....	D6/610
D402,846	S *	12/1998	Licata et al.	.....	D6/611
D447,902	S *	9/2001	Black	.....	D6/611
6,578,914	B2	6/2003	Artsvelyan	.....	

D478,763	S *	8/2003	Brown et al.	.....	D6/611
6,604,789	B1	8/2003	Downing	.....	
D511,431	S *	11/2005	Spielvogel et al.	.....	D6/611
7,077,479	B1	7/2006	Phillips	.....	
D542,073	S *	5/2007	Moshopoulos	.....	D6/611
7,261,374	B2	8/2007	Potosky	.....	
D572,069	S *	7/2008	McQueen	.....	D6/611
7,451,396	B2	11/2008	Storisteanu	.....	
2003/0214162	A1	11/2003	Romano et al.	.....	
2006/0055215	A1	3/2006	Potosky	.....	

\* cited by examiner

*Primary Examiner*—T. Chase Nelson

*Assistant Examiner*—David G Muller

(57) **CLAIM**

The ornamental design for an attachable armrest, as shown and described.

**DESCRIPTION**

FIG. 1 is a perspective view of an attachable armrest showing my new design;

FIG. 2 is a top view thereof;


FIG. 3 is a bottom view thereof;

FIG. 4 is a side view thereof (opposite side view is mirror image);

FIG. 5 is a front view thereof; and,

FIG. 6 is a back view thereof.

**1 Claim, 3 Drawing Sheets**



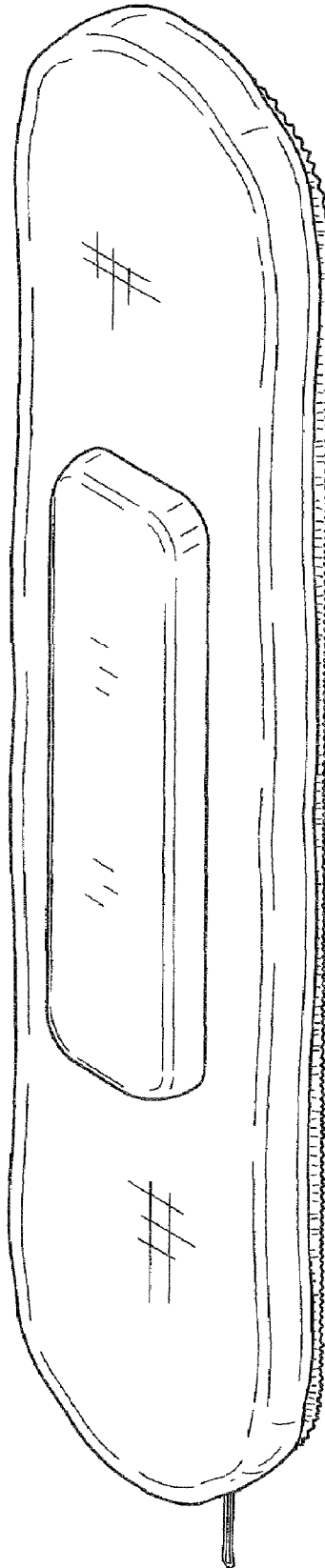


FIG. 1

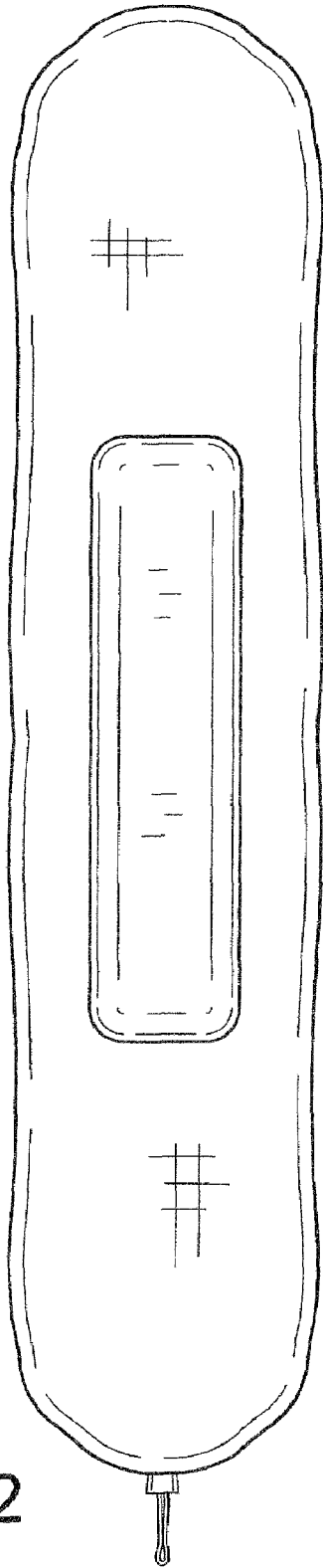


FIG. 2

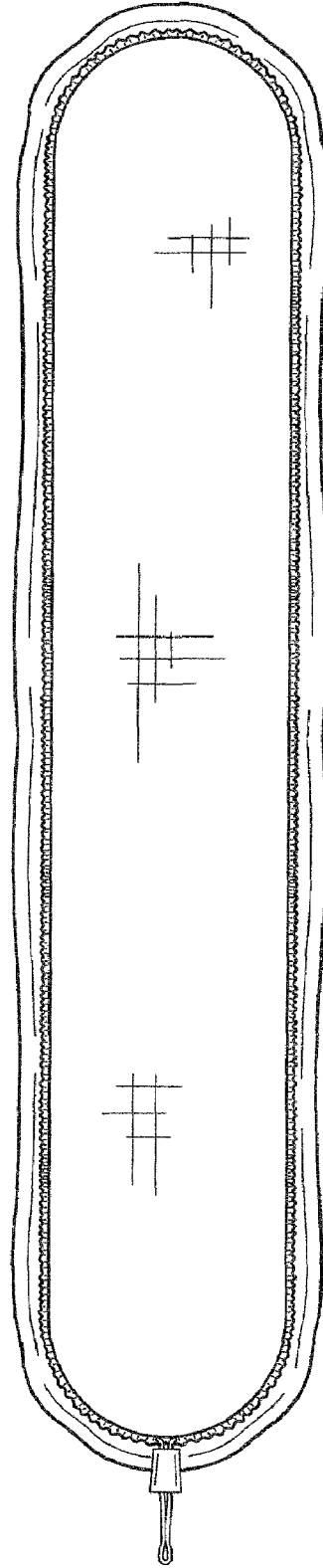


FIG. 3

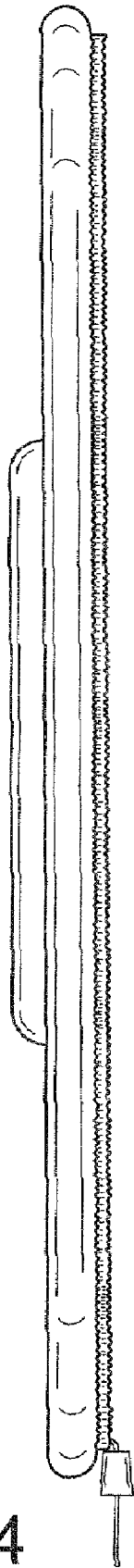


FIG. 4

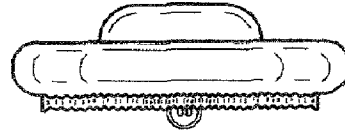


FIG. 5

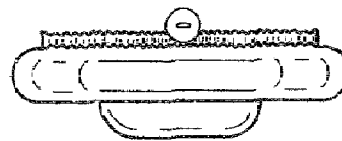


FIG. 6