



(86) Date de dépôt PCT/PCT Filing Date: 2005/04/20
 (87) Date publication PCT/PCT Publication Date: 2005/11/03
 (85) Entrée phase nationale/National Entry: 2006/10/04
 (86) N° demande PCT/PCT Application No.: US 2005/013386
 (87) N° publication PCT/PCT Publication No.: 2005/103022
 (30) Priorité/Priority: 2004/04/20 (US60/563,882)

(51) Cl.Int./Int.Cl. *C07D 277/52* (2006.01),
A61K 31/427 (2006.01), *A61K 31/426* (2006.01),
A61K 31/428 (2006.01), *A61K 31/505* (2006.01),
A61K 31/506 (2006.01), *A61P 3/04* (2006.01),
C07D 239/42 (2006.01), *C07D 277/42* (2006.01),
C07D 277/46 (2006.01), *C07D 403/12* (2006.01),
C07D 409/12 (2006.01), *C07D 417/12* (2006.01),
C07D 417/14 (2006.01)

(71) Demandeur/Applicant:
 TRANSTECH PHARMA, INC., US

(72) Inventeurs/Inventors:
 MJALLI, ADNAN M. M., US;
 GADDAM, BAPU R., US;
 ...

(54) Titre : DERIVES DE THIAZOLE ET DE PYRIMIDINE SUBSTITUES, MODULATEURS DES RECEPTEURS DE LA
 MELANOCORTINE
 (54) Title: SUBSTITUTED THIAZOLE AND PYRIMIDINE DERIVATIVES AS MELANOCORTIN RECEPTOR
 MODULATORS

(57) **Abrégé/Abstract:**

The present invention provides substituted thiazole and pyrimidine derivatives of Formula (I), methods of their preparation, pharmaceutical compositions comprising the compounds of Formula (I), and methods of use in treating human or animal disorders. The compounds of the invention can be useful as inhibitors of action of AgRP on a melanocortin receptor and thus can be useful for the management, treatment, control, or the adjunct treatment of diseases which may be responsive to the modulation of melanocortin receptors including obesity-related disorders.

(72) **Inventeurs(suite)/Inventors(continued)**: QABAJA, GHASSAN, US; SUBRAMANIAN, GOVINDAN, US; ZHU, JEFF, US; DANKWARDT, JOHN, US; ARIMILLI, MURTY N., US; ANDREWS, ROBERT C., US; VICTORY, SAMUEL, US; TIAN, YE E., US

(74) **Agent**: MOFFAT & CO.

(12) INTERNATIONAL APPLICATION PUBLISHED UNDER THE PATENT COOPERATION TREATY (PCT)

(19) World Intellectual Property
Organization
International Bureau



(43) International Publication Date
3 November 2005 (03.11.2005)

PCT

(10) International Publication Number
WO 2005/103022 A1

(51) International Patent Classification⁷: **C07D 277/52**,
417/12, 277/42, 277/46, 409/12, 417/14, 239/42, 403/12,
A61K 31/426, 31/427, 31/506, 31/505, 31/428, A61P 3/04

5820 Elkton Drive, Oak Ridge, North Carolina 27310
(US). **TIAN, Ye, E.** [US/US]; 4600 Crowne Lake Circle,
1D, Jamestown, North Carolina 27282 (US).

(21) International Application Number:
PCT/US2005/013386

(74) Agents: **CALKINS, Charles, W.** et al.; Kilpatrick Stock-
ton, LLP, 1001 West Fourth Street, Winston-Salem, NC
27101 (US).

(22) International Filing Date: 20 April 2005 (20.04.2005)

(25) Filing Language: English

(26) Publication Language: English

(30) Priority Data:
60/563,882 20 April 2004 (20.04.2004) US

(71) Applicant (for all designated States except US):
TRANSTECH PHARMA, INC. [US/US]; 4170 Menden-
hall Oaks Parkway, Suite 110, High Point, North Carolina
27265 (US).

(72) Inventors; and

(75) Inventors/Applicants (for US only): **MJALLI, Adnan,**
M., M. [US/US]; 2902 Ellington Court, Jamestown, North
Carolina 27282 (US). **GADDAM, Bapu, R.** [IN/US];
4414 Feldspar Court, Apt. 2-C, Greensboro, North Car-
olina 27409 (US). **QABAJA, Ghassan** [US/US]; 5090-2A
Samet Drive, High Point, North Carolina 27265 (US).
SUBRAMANIAN, Govindan [IN/US]; 1835 Morgans
Mill Way, High Point, North Carolina 27265 (US). **ZHU,**
Jeff [CA/US]; 8M St. Croix Place, Greensboro, North
Carolina 27410 (US). **DANKWARDT, John** [CA/US];
1703 Rita Court, Oak Ridge, North Carolina 27310 (US).
ARIMILLI, Murty, N. [US/US]; 701 Number Ten Way,
Oak Ridge, North Carolina 27310 (US). **ANDREWS,**
Robert, C. [US/US]; 3312 Morris Farm Road, Jamestown,
North Carolina 27282 (US). **VICTORY, Samuel** [US/US];

(81) Designated States (unless otherwise indicated, for every
kind of national protection available): AE, AG, AL, AM,
AT, AU, AZ, BA, BB, BG, BR, BW, BY, BZ, CA, CH, CN,
CO, CR, CU, CZ, DE, DK, DM, DZ, EC, EE, EG, ES, FI,
GB, GD, GE, GH, GM, HR, HU, ID, IL, IN, IS, JP, KE,
KG, KM, KP, KR, KZ, LC, LK, LR, LS, LT, LU, LV, MA,
MD, MG, MK, MN, MW, MX, MZ, NA, NI, NO, NZ, OM,
PG, PH, PL, PT, RO, RU, SC, SD, SE, SG, SK, SL, SM, SY,
TJ, TM, TN, TR, TT, TZ, UA, UG, US, UZ, VC, VN, YU,
ZA, ZM, ZW.

(84) Designated States (unless otherwise indicated, for every
kind of regional protection available): ARIPO (BW, GH,
GM, KE, LS, MW, MZ, NA, SD, SL, SZ, TZ, UG, ZM,
ZW), Eurasian (AM, AZ, BY, KG, KZ, MD, RU, TJ, TM),
European (AT, BE, BG, CH, CY, CZ, DE, DK, EE, ES, FI,
FR, GB, GR, HU, IE, IS, IT, LT, LU, MC, NL, PL, PT, RO,
SE, SI, SK, TR), OAPI (BF, BJ, CF, CG, CI, CM, GA, GN,
GQ, GW, ML, MR, NE, SN, TD, TG).

Published:

- with international search report
- before the expiration of the time limit for amending the
claims and to be republished in the event of receipt of
amendments

For two-letter codes and other abbreviations, refer to the "Guid-
ance Notes on Codes and Abbreviations" appearing at the begin-
ning of each regular issue of the PCT Gazette.

(54) Title: SUBSTITUTED THIAZOLE AND PYRIMIDINE DERIVATIVES AS MELANOCORTIN RECEPTOR MODULA-
TORS

(57) Abstract: The present invention provides substituted thiazole and pyrimidine derivatives of Formula (I), methods of their preparation, pharmaceutical compositions comprising the compounds of Formula (I), and methods of use in treating human or animal disorders. The compounds of the invention can be useful as inhibitors of action of AgRP on a melanocortin receptor and thus can be useful for the management, treatment, control, or the adjunct treatment of diseases which may be responsive to the modulation of melanocortin receptors including obesity-related disorders.



WO 2005/103022 A1

SUBSTITUTED THIAZOLE AND PYRIMIDINE DERIVATIVES AS MELANOCORTIN RECEPTORS
MODULATORS

Statement of Related Application

The present application claims priority under 35 USC 119 from US Provisional Patent
5 Application Serial No. 60/563,882, filed April 20, 2004, entitled "Substituted Heteroaryl
Derivatives As Therapeutic Agents", the entirety of which is herein incorporated by
reference.

Field of the Invention

This invention relates to substituted heteroaryl derivatives, compositions, and
10 methods of treatment using the compounds and compositions which may be useful for the
management, treatment, control, or adjunct treatment of diseases which may be responsive
to the modulation of a melanocortin receptor.

Background of the Invention

The neuroendocrine regulation of homeostasis of body weight and energy
15 expenditure is achieved by integrating peripheral hormonal signals such as leptin and
insulin, and central signals generated from hypothalamic regions including the arcuate
nucleus, mediobasal nucleus and paraventricular nucleus (Woods S.C., et al., 1998,
"Signals that regulate food intake and energy homeostasis", Science, **280**:1378 –1383; Flier
J.S., et al., 1998, "Obesity and the hypothalamus: novel peptides for new pathways", Cell,
20 **92**:437– 440).

Within the neuroendocrine regulatory pathway, the melanocortin system of the
arcuate nucleus is of major importance. Melanocortin receptors (MC-R) have been identified
in these hypothalamic regions. Pro-opiomelanocortin (POMC) containing neurons project to
the arcuate nucleus to provide multiple neuropeptide neurotransmitters to stimulate these
25 receptors. MC-Rs belong to the G-protein coupled receptor (GPCR) superfamily that
contains a seven transmembrane structure. One unique characteristic that differentiates
MC-Rs from other GPCRs is that endogenous antagonists/inverse agonists for these
receptors have been discovered.

Striking evidence of endogenous antagonists/inverse agonists for MC-Rs has
30 emerged from studies of the agouti protein, which exerts its effects through interacting with
MC-R with competitive antagonism of the natural ligand alpha-MSH (Bultman SJ, et al. 1992
"Molecular characterization of the mouse agouti locus", Cell, **71**:1195–1204; Lu, D., et al.,
1994, "Agouti protein is an antagonist of the melanocyte-stimulating-hormone receptor",
Nature, **371**:799 –802; Brash G., 1999 "From the agouti protein to POMC–100 years of fat
35 blonde mice", Nat. Med., **5**:984 –985). The discovery of Agouti-related peptide (AgRP), an
agouti protein homologue, that interacts specifically with subtypes of MC-Rs (MC-3R and
MC-4R) and antagonizes MC-4R but not MC-1R further suggests that the central MC-R are

involved in body weight regulation. (Ollmann, M.M., et al., 1997, "Antagonism of central melanocortin receptors in vitro and in vivo by agouti-related protein", Science, **278**:135–138).

Five subtypes of MC-R (MC-1R - MC-5R) have been identified. Multiple POMC peptides are agonists on these receptors with overlapping activity (Adan Rah, et al., 1994, "Differential effects of melanocortin peptides on neural melanocortin receptors", Mol Pharmacol., **46**:1182–1190). MC-1R is primarily located in the peripheral nervous system. ACTH is the endogenous agonist for MC-2R, but is without much activity on other MC-R subtypes (Schiøth HB, et al., 1997, "The melanocortin 1, 3, 4 or 5 receptors do not have a binding epitope for ACTH beyond the sequence of α -MSH", Endocrinology, **155**:73–78). MC-3R and MC-4 and -5 are mainly located in the CNS, with high concentrations in the hypothalamic regions such as the arcuate nucleus and paraventricular nucleus (Mountjoy K.G., et al., 1994, "Localization of the melanocortin-4 receptor (MC-4R) in neuroendocrine and autonomic control circuits in the brain", Mol Endocrinol., **8**:1298 –1308). Multiple lines of evidence indicate that hypothalamic MC-4R and MC-3R play a key role in regulating food intake and energy balance. Ectopically expressing Agouti peptide A^{vy} mouse causes a lethal syndrome characterized by pronounced obesity and the development of diabetes and neoplasms (Lu, D., et al., 1994, "Agouti protein is an antagonist of the melanocyte stimulating-hormone receptor", Nature, **371**:799 –802). Transgenic mice over-expressing AgRP are obese, suggesting that blocking MC-3R or MC-4R is the cause of obesity. Further determination that MC-4R knock out mice (Brash, G., 1999 "From the agouti protein to POMC—100 years of fat blonde mice", Nat Med., **5**:984 –985; Huszar, D., et al., 1997 "Targeted disruption of the melanocortin-4 receptor results in obesity in mice", Cell, **88**:131–141) have a similar phenotype as that of AgRP over-expressing mice further confirms that MC-4R is a key component in the body weight regulation pathway whereas MC-3R seems to be more involved in energy regulation. Deficient synthesis of melanocortins causes obesity in human and mutant mice (Krude, H., et al., 1998, "Severe early-onset obesity, adrenal insufficiency and red hair pigmentation caused by POMC mutations in humans", Nat Genet., **19**:155–157; Yaswen L, et al., 1999, "Obesity in the mouse model of pro-opiomelanocortin deficiency responds to peripheral melanocortin", Nat. Med., **5**:1066 –1070). Moreover, in animal models of obesity treatment with α MSH like agonist induced weight loss (Benoit S.C., et al., 2000, "A novel selective melanocortin-4 receptor agonist reduces food intake in rats and mice without producing aversive consequences", J Neurosci., **20**:3442–3448).

In humans, mutations of the MC-4R have been identified in obese patients and linked to impaired ligand binding and signaling (Hinney, A., et al., 1999, "Several mutations in the melanocortin-4 receptor gene including a nonsense and a frameshift mutation associated with dominantly inherited obesity in humans", J. Clin. Endocrinol. Metab., **84**:1483–1486; Gu, W., et al., 1999, "Identification and functional analysis of novel human melanocortin-4

receptor variants", Diabetes, **48**:635– 639; Krude, H., et al., 1998, "Severe early-onset obesity, adrenal insufficiency and red hair pigmentation caused by POMC mutations in humans", Nat Genet., **19**:155–157).

Aberrant regulation of body weight, such as that in obese patients, is associated with physiological and psychological disorders. Therefore, it is desirable to find drugs that can regulate central melanocortin system and therefore treat related medical disorders. Here, we report the finding of compounds that can modulate MC-R/AgRP/ α MSH system.

Summary of the Invention

This invention provides substituted heteroaryl derivatives and compositions which modulate the functional interaction of AgRP (Agouti related protein) with a melanocortin receptor. In an embodiment, the present invention provides compounds of Formula (I) as depicted below. In another embodiment, the present invention provides methods of preparation of compounds of Formula (I). In another embodiment, the present invention provides pharmaceutical compositions comprising the compounds of Formula (I). In another embodiment, the present invention provides methods of treatment comprising: administering to a subject a compound of Formula (I).

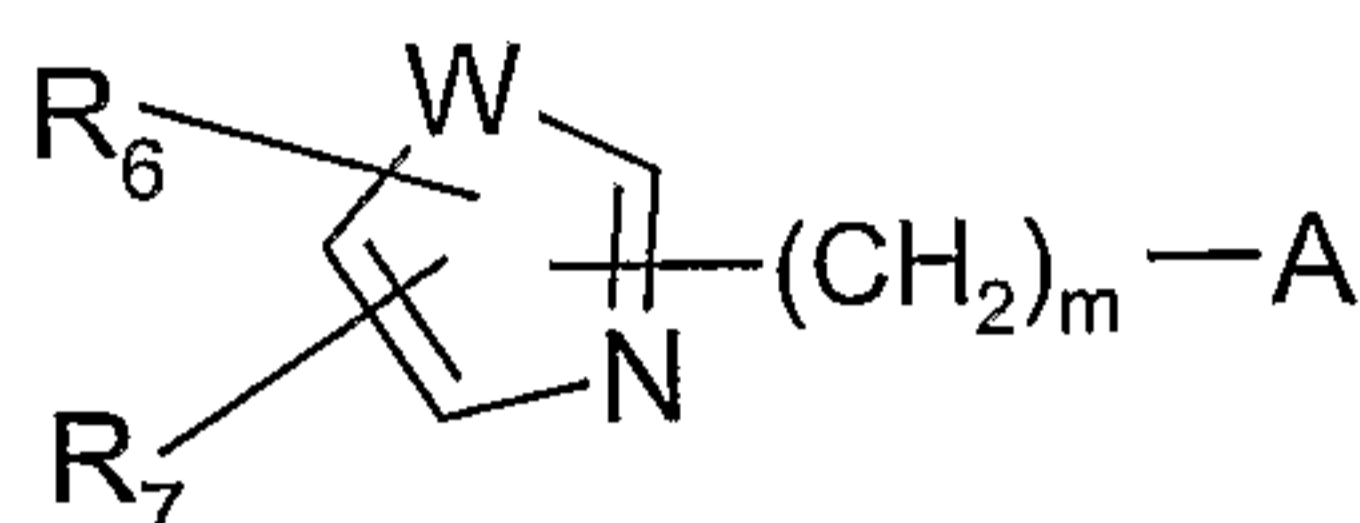
The compounds of the invention are useful as modulators of AgRP interaction with a melanocortin receptor and thus may be useful for the management, treatment, control and adjunct treatment of diseases or conditions that may be responsive to the modulation of one or more melanocortin receptors. Such diseases or conditions may comprise bulimia and obesity including associated dyslipidemia and other obesity- and overweight-related complications such as, for example, cholesterol gallstones, cancer (e.g., colon, rectum, prostate, breast, ovary, endometrium, cervix, gallbladder, and bile duct), menstrual abnormalities, infertility, polycystic ovaries, osteoarthritis, and sleep apnea, as well as for a number of other pharmaceutical uses associated therewith, such as the regulation of appetite and food intake, dyslipidemia, hypertriglyceridemia, Syndrome X, type II diabetes (non-insulin-dependent diabetes), atherosclerotic diseases such as heart failure, hyperlipidemia, hypercholesteremia, low HDL levels, hypertension, cardiovascular disease (including atherosclerosis, coronary heart disease, coronary artery disease, and hypertension), cerebrovascular disease and peripheral vessel disease. The compounds of the present invention may also be useful for treating physiological disorders related to, for example, regulation of insulin sensitivity, inflammatory response, plasma triglycerides, HDL, LDL, and cholesterol levels and the like. The compounds of the present invention may also be useful for treating female sexual dysfunction, male sexual dysfunction, and erectile dysfunction.

Detailed Description

Embodiments of the present invention comprise substituted heteroaryl derivatives, compositions, and methods of use. The present invention may be embodied in a variety of ways.

5 In an first aspect, the present invention provides substituted heteroaryl derivatives as inhibitors of AgRP interaction with a melanocortin receptor which may be useful for the management and treatment of diseases and conditions associated obesity and obesity-related disorders.

In another aspect, the present invention provides compounds of Formula (I):



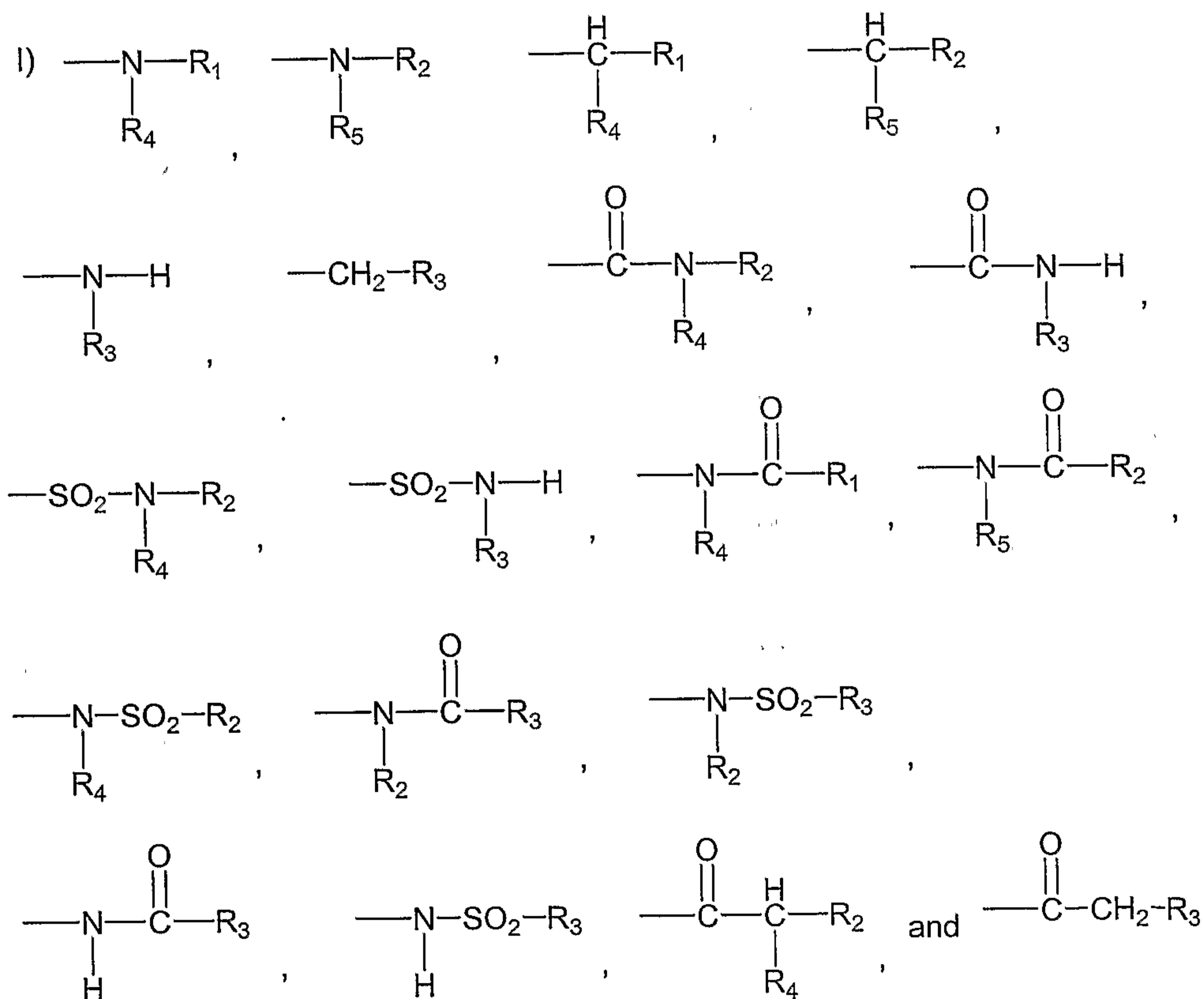
(I)

10

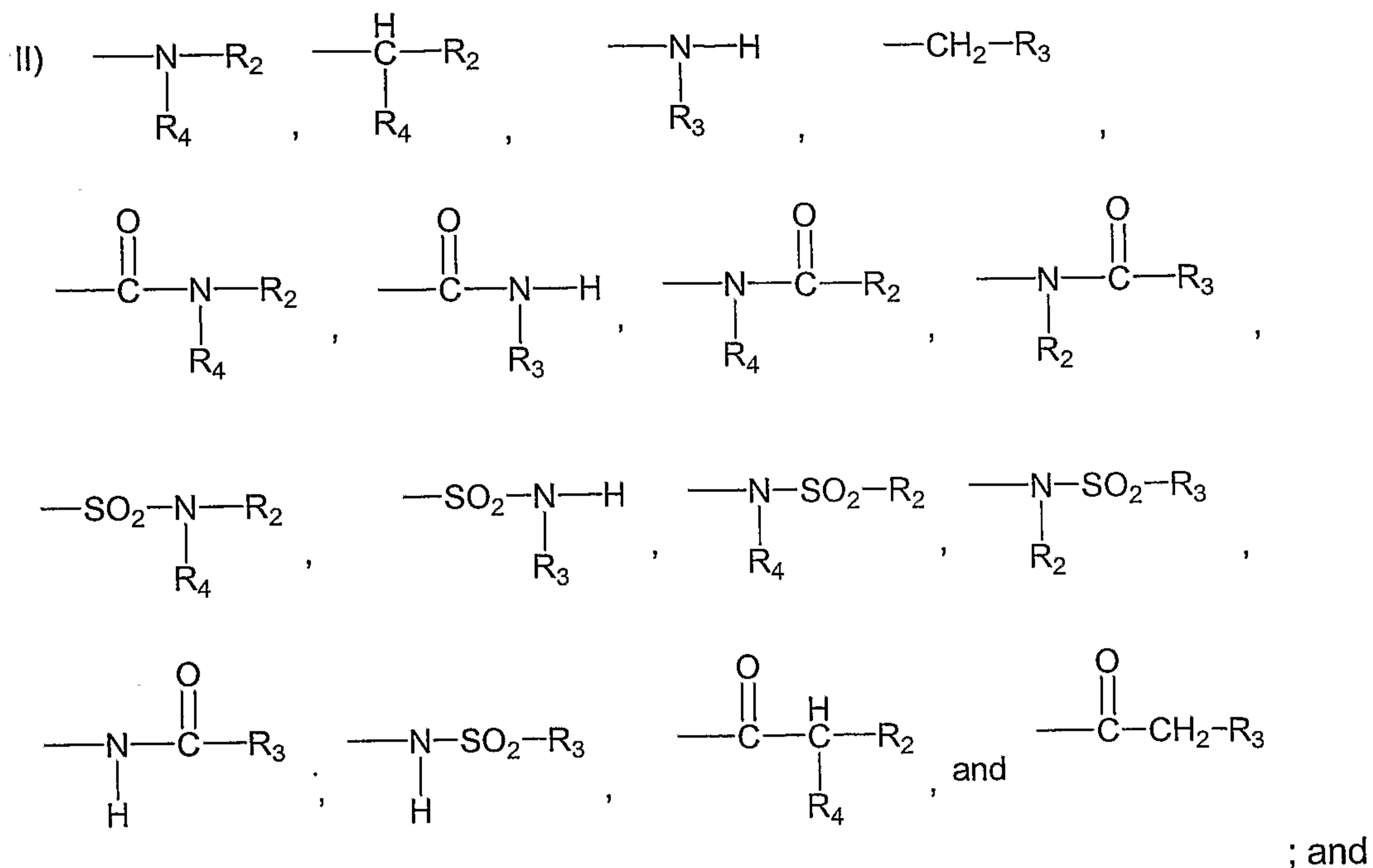
wherein

m is 0, 1, or 2;

A is selected from the group consisting of:



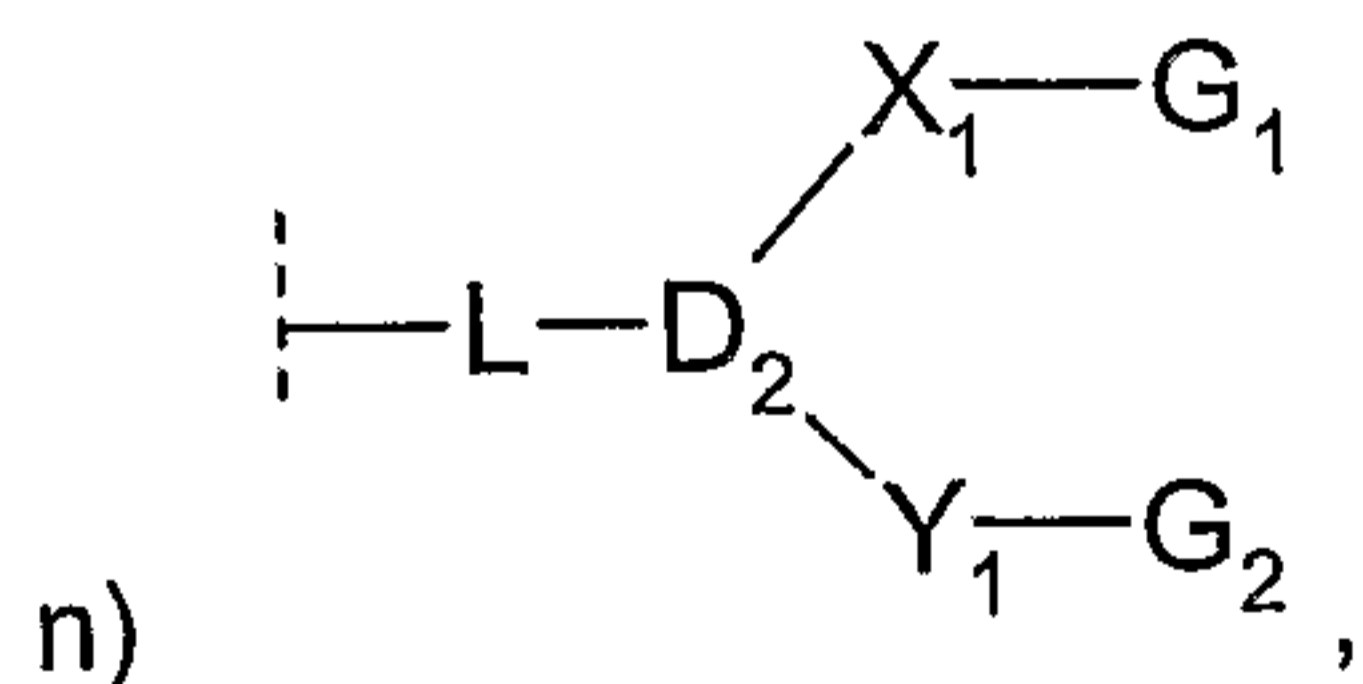
15



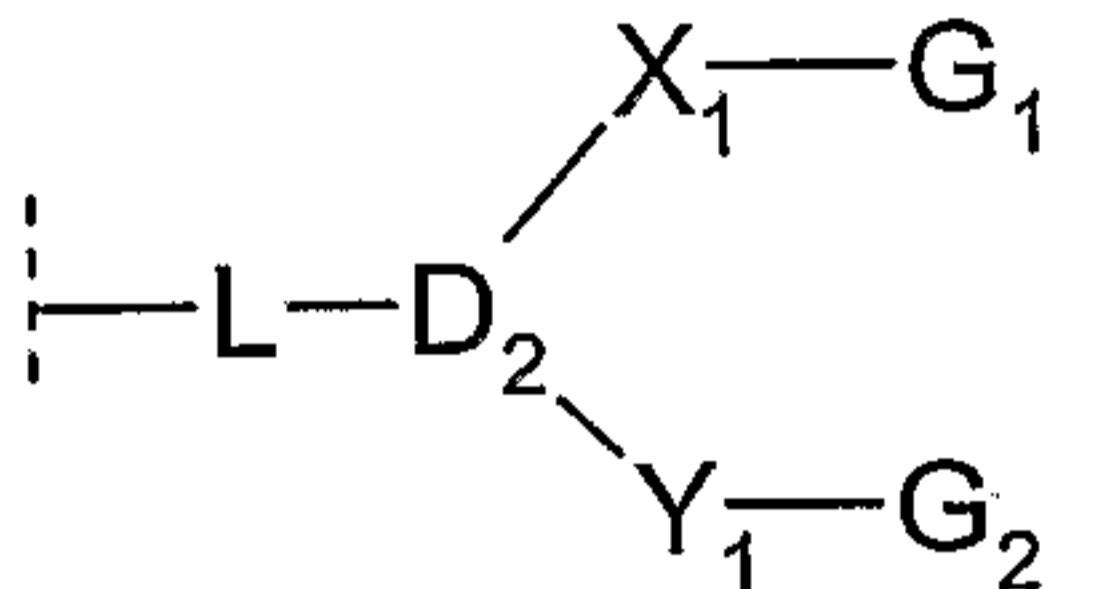
III) -K;

R₁ is selected from the group consisting of:

- 5 a) -L-D₁-G₁;
 b) -L-D₁-alkyl;
 c) -L-D₁-aryl;
 d) -L-D₁-heteroaryl;
 e) -L-D₁-cycloalkyl;
 10 f) -L-D₁-heterocyclyl;
 g) -L-D₁-arylene-alkyl;
 h) -L-D₁-alkylene-arylene-alkyl;
 i) -L-D₁-alkylene-aryl;
 j) -L-D₁-alkylene-G₁;
 15 k) -L-D₁-heteroarylene-G₁;
 l) -L-D₁-cycloalkylene-G₁;
 m) -L-D₁-heterocyclylene-G₁; and



20 R₂ is selected from the group consisting of:

- 5
- a) $-L-D_1-G_1$;
 b) $-L-D_1$ -alkyl;
 c) $-L-D_1$ -aryl;
 d) $-L-D_1$ -heteroaryl;
 e) $-L-D_1$ -cycloalkyl;
 f) $-L-D_1$ -heterocyclyl;
 g) $-L-D_1$ -arylene-alkyl;
 h) $-L-D_1$ -alkylene-arylene-alkyl;
 i) $-L-D_1$ -alkylene-aryl;
 10 j) $-L-D_1$ -alkylene- G_1 ;
 k) $-L-D_1$ -heteroarylene- G_1 ;
 l) $-L-D_1$ -cycloalkylene- G_1 ;
 m) $-L-D_1$ -heterocyclylene- G_1 ;
- n) 

$$\begin{array}{c} \vdots \\ | \\ -L-D_2 \\ / \quad \backslash \\ X_1-G_1 \quad Y_1-G_2 \end{array},$$
- 15 o) $-L-D_1$ -arylene- G_1 ;
 p) $-L-D_1$ -arylene-alkylene- G_1 ;
 q) $-L-D_1$ -alkylene-arylene-alkylene- G_1 ; and
 r) $-L-D_1$ -alkylene-arylene- G_1 ;

20 R_3 is selected from the group consisting of:

- a) -alkyl;
 b) $-L-D_1-H$;
 c) $-L-D_1$ -alkyl;
 d) $-L-D_1$ -aryl;
 25 e) $-L-D_1$ -heteroaryl;
 f) $-L-D_1$ -alkylene-heteroaryl;
 g) $-L-D_1$ -cycloalkyl;
 h) $-L-D_1$ -heterocyclyl;
 i) $-L-D_1$ -arylene-alkyl;
 30 j) $-L-D_1$ -alkylene-arylene-alkyl;
 k) $-L-D_1$ -alkylene-aryl; and
 l) $-L-D_1$ -arylene-aryl;

R_4 is selected from the group consisting of:

- 5
- a) -hydrogen;
 - b) -alkyl;
 - c) -L-D₁-H;
 - d) -L-D₁-alkyl;
 - e) -L-D₁-aryl;
 - f) -L-D₁-heteroaryl;
 - g) -L-D₁-cycloalkyl;
 - h) -L-D₁-heterocyclyl;
 - i) -L-D₁-arylene-alkyl;
 - 10 j) -L-D₁-alkylene-arylene-alkyl;
 - k) -L-D₁-alkylene-aryl; and
 - l) -L-D₁-arylene-aryl;

R₅ is -cycloalkyl, -heteroaryl, or -alkylene-heteroaryl;

15

R₆ and R₇ are independently selected from the group consisting of:

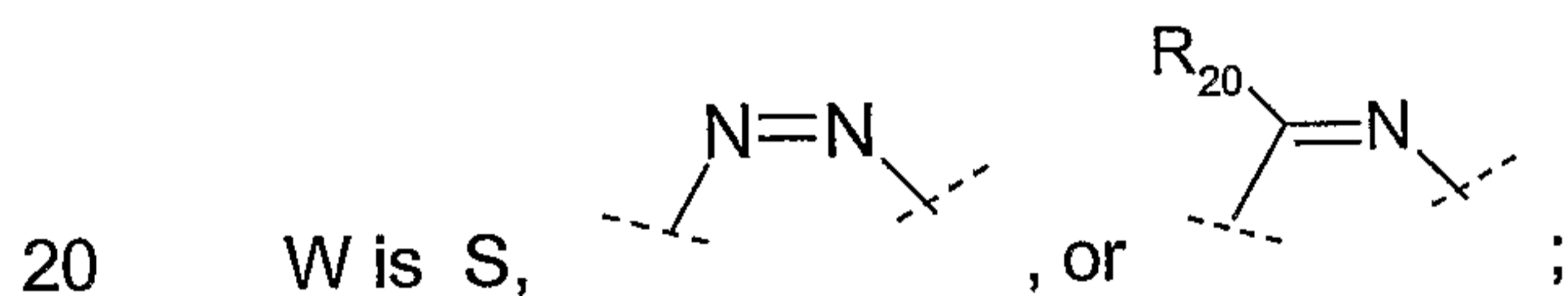
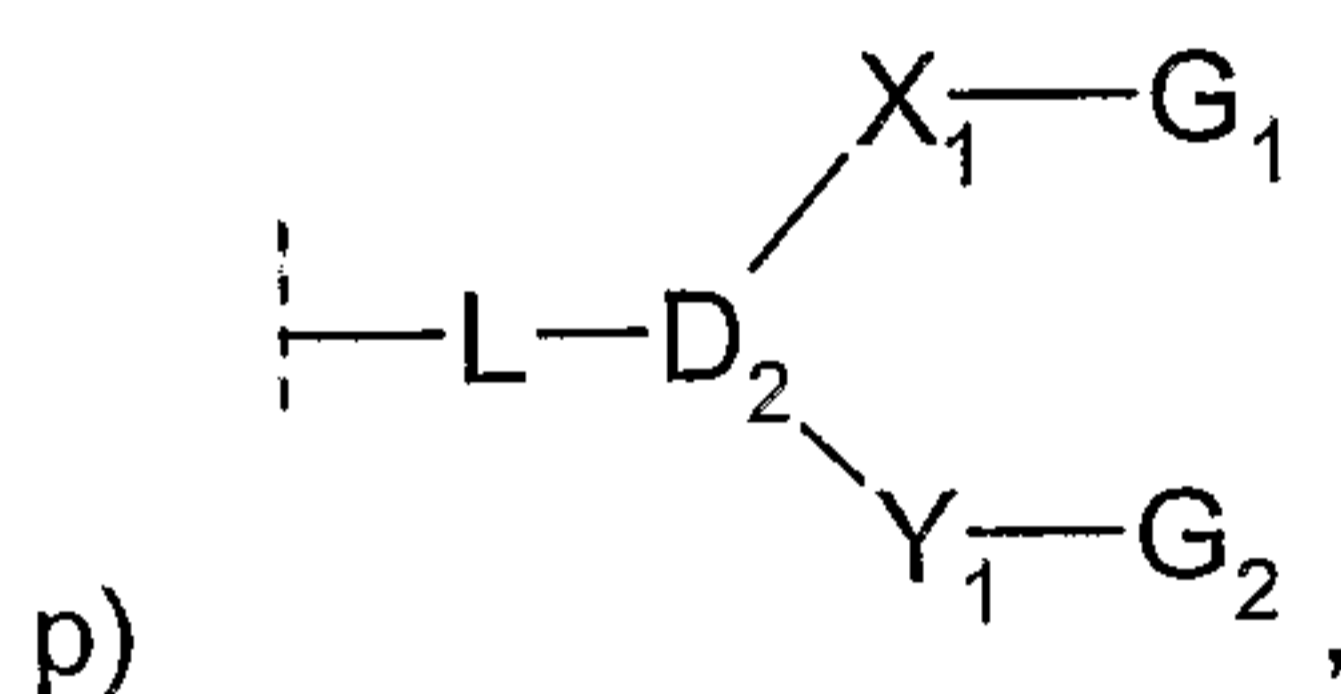
- a) -hydrogen;
- b) -halo;
- c) -alkyl;
- 20 d) -L-D₁-H;
- e) -L-D₁-alkyl;
- f) -L-D₁-aryl;
- g) -L-D₁-heteroaryl;
- h) -L-D₁-cycloalkyl;
- 25 i) -L-D₁-heterocyclyl;
- j) -L-D₁-arylene-alkyl;
- k) -L-D₁-alkylene-arylene-alkyl;
- l) -L-D₁-alkylene-aryl;
- m) -L-D₁-arylene-aryl;
- 30 n) -L-D₂-(aryl)₂; and
- o) -L-D₂-(arylene-alkyl)₂;

wherein at least one of R₆ and R₇ is not hydrogen; or

35 R₆ and R₇ may be taken together to form part of a fused carbocyclic, fused aromatic, fused heteroaromatic, fused cycloalkylaryl, fused arylcycloalkyl, fused heterocyclylaryl, fused arylheterocyclyl, fused cycloalkylheteroaryl, fused heteroarylcycloalkyl, fused

heterocyclylheteroaryl, or fused heteroarylheterocyclyl rings, wherein the ring is optionally substituted 1-8 times with the group

- 5
- a) -halo;
- b) -nitro;
- c) $-L-D_1-G_1$;
- d) $-L-D_1$ -alkyl;
- e) $-L-D_1$ -aryl;
- f) $-L-D_1$ -heteroaryl;
- 10 g) $-L-D_1$ -cycloalkyl;
- h) $-L-D_1$ -heterocyclyl;
- i) $-L-D_1$ -arylene-alkyl;
- j) $-L-D_1$ -alkylene-arylene-alkyl;
- k) $-L-D_1$ -alkylene-aryl;
- l) $-L-D_1$ -alkylene- G_1 ;
- 15 m) $-L-D_1$ -heteroarylene- G_1 ;
- n) $-L-D_1$ -cycloalkylene- G_1 ;
- o) $-L-D_1$ -heterocyclylene- G_1 ; and



wherein

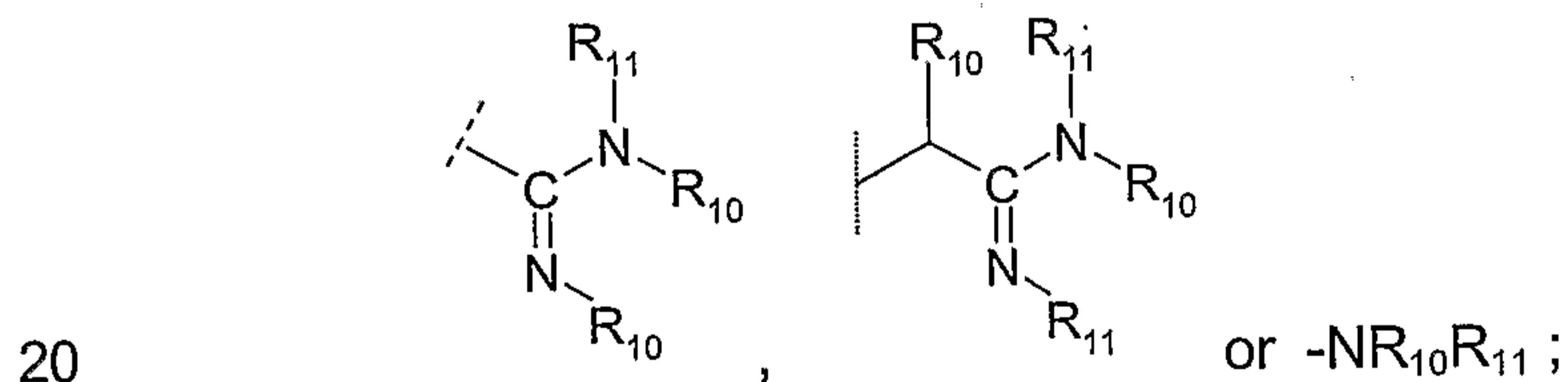
R_{20} is

- 25
- a) -hydrogen;
- b) -halo;
- c) -alkyl;
- d) $-L-D_1-H$;
- e) $-L-D_1$ -alkyl;
- f) $-L-D_1$ -aryl;
- 30 g) $-L-D_1$ -heteroaryl;
- h) $-L-D_1$ -cycloalkyl;
- i) $-L-D_1$ -heterocyclyl;
- j) $-L-D_1$ -arylene-alkyl;

- 5
- k) -L-D₁-alkylene-arylene-alkyl;
 - l) -L-D₁-alkylene-aryl;
 - m) -L-D₁-arylene-aryl;
 - n) -L-D₂-(aryl)₂; or
 - o) -L-D₂-(arylene-alkyl)₂;

10 K is cycloalkyl, heterocyclyl, aryl, heteroaryl, fused cycloalkylaryl, arylcycloalkyl, fused heterocyclylaryl, fused arylheterocyclyl, fused cycloalkylheteroaryl, fused heteroaryl-cycloalkyl, fused heterocyclylheteroaryl, or fused heteroarylheterocyclyl, wherein K may be optionally substituted 1-3 times with a group selected from the group consisting of: halo, nitro, and R₂;

15 G₁ is selected from the group consisting of: -CN, -SO₃H, -P(O)(OH)₂, -P(O)(O-alkyl)(OH), -CO₂H, -CO₂-alkyl, -C(O)NHS(O)₂-alkyl, -C(O)NHS(O)₂-aryl, -C(O)NHS(O)₂-heteteroaryl, -C(O)NHS(O)₂-alkylene-aryl, -C(O)NHS(O)₂-alkylene-heteteroaryl, -C(O)NHS(O)₂-arylene-alkyl, -S(O)₂NHC(O)-alkyl, -S(O)₂NHC(O)-aryl, -S(O)₂NHC(O)-heteteroaryl, -S(O)₂NHC(O)-alkylene-aryl, -S(O)₂NHC(O)-alkylene-heteteroaryl, -NHC(O)NH-SO₂-alkyl, an acid isostere,



G₂ is selected from the group consisting of:

- 25
- a) -hydrogen;
 - b) -alkylene;
 - c) -L-D₁-H;
 - d) -L-D₁-alkyl;
 - e) -L-D₁-aryl;
 - f) -L-D₁-heteroaryl;
 - g) -L-D₁-cycloalkyl;
 - 30 h) -L-D₁-heterocyclyl;
 - i) -L-D₁-arylene-alkyl;
 - j) -L-D₁-alkylene-arylene-alkyl;
 - k) -L-D₁-alkylene-aryl; and

l) -L-D₁-arylene-aryl;

L is a direct bond, alkylene, alkenylene, alkynylene, or arylene;

5 D₁ is selected from the group consisting of: a direct bond, -CH₂-, -O-, -N(R₈)-, -C(O)-, -CON(R₈)-, -CON(R₉)SO₂-, -N(R₉)C(O)-, -N(R₉)CON(R₈)-, -N(R₈)C(O)O-, -OC(O)N(R₈)-, -N(R₈)SO₂-, -SO₂N(R₈)-, -C(O)-O-, -O-C(O)-, -S-, -S(O)-, -S(O₂)-, or -N(R₈)SO₂N(R₉)-, -N=N-, and -N(R₈)-N(R₉)-;

10 D₂ is N, alkylyne, or alkenylyne;

X₁ and Y₁ are independently selected from the group consisting of: a direct bond, alkylene, arylene, heteroarylene, cycloalkylene, heterocyclylene, arylene-alkylene, alkylene-arylene-alkylene, and alkylene-aryl;

15

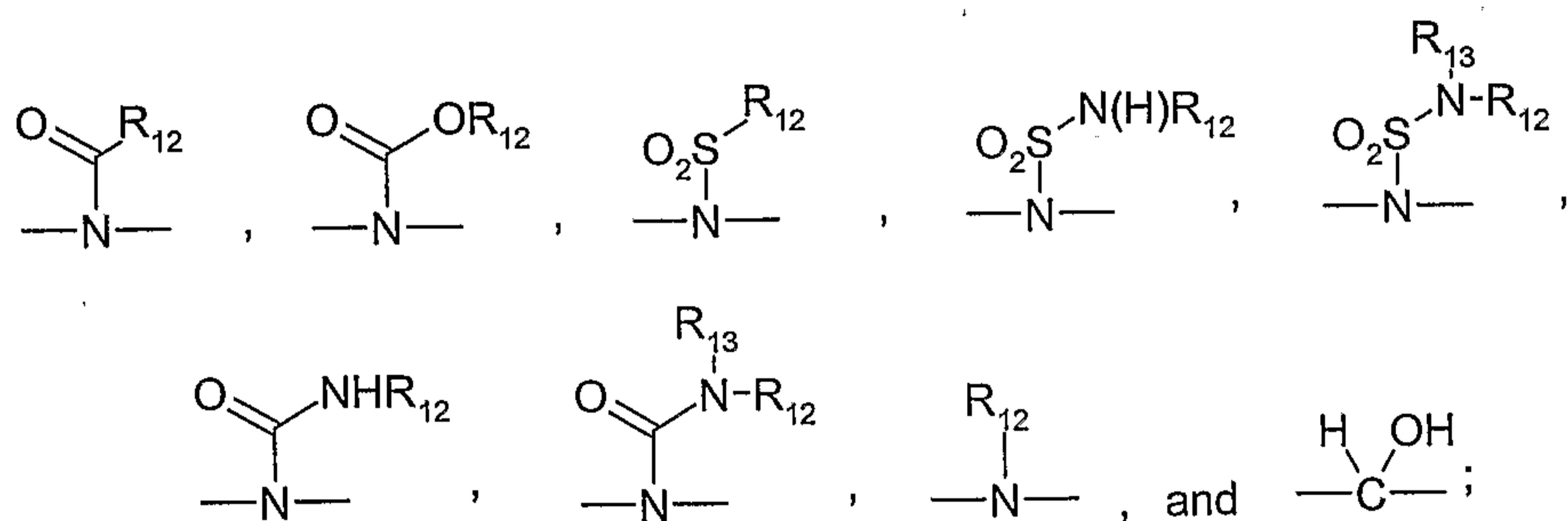
R₈ and R₉ are independently selected from the group consisting of: -hydrogen, -alkyl, -aryl, -arylene-alkyl, -alkylene-aryl, and -alkylene-arylene-alkyl;

20

R₁₀ and R₁₁ are independently selected from the group consisting of: hydrogen, -alkyl, -L-D₁-alkyl, -L-D₁-aryl, -C(O)-alkyl, -C(O)-aryl, -SO₂-alkyl, and -SO₂-aryl, or

R₁₀ and R₁₁ may be taken together to form a ring having the formula -(CH₂)_m-J-(CH₂)_n- bonded to the nitrogen atom to which R₁₀ and R₁₁ are attached, wherein m and n are 0, 1, 2, or 3, and J is selected from the group consisting of -CH₂-, -O-, -S-, -S(O₂)-, -C(O)-, -CON(H)-, -NHC(O)-, -NHCON(H)-, -NHSO₂-, -SO₂N(H)-, -C(O)-O-, -O-C(O)-, -NHCO₂NH-,

25



R₁₂ and R₁₃ are independently selected from the group consisting of hydrogen, aryl, alkyl, and alkylene-aryl;

30

and

wherein the aryl, heteroaryl, heterocyclyl, cycloalkyl, and/or alkyl group(s) in $R_1 - R_{13}$, and R_{20} , G_1 , G_2 , L , X_1 , Y_1 , may be optionally substituted 1-4 times with a substituent group selected from the group consisting of

- 5 a) -hydrogen;
 b) halogen;
 c) hydroxyl;
 d) cyano;
 e) carbamoyl;
 f) -B-alkyl;
 10 g) -B-perhaloalkyl;
 h) -B-cycloalkyl;
 i) -B-heterocyclyl;
 j) -B-aryl;
 k) -B-heteroaryl;
 15 l) -B-alkylene-heteroaryl;
 m) -B-alkylene-aryl;
 n) -B-arylene-alkyl;
 o) -B-perhaloalkyl;
 p) -B-cycloalkylene-T- R_{14} ;
 20 q) -B-alkylene-N- $R_{14}R_{15}$;
 r) -B-cycloalkylene-alkyl; and
 s) -B-alkylene-cycloalkyl;

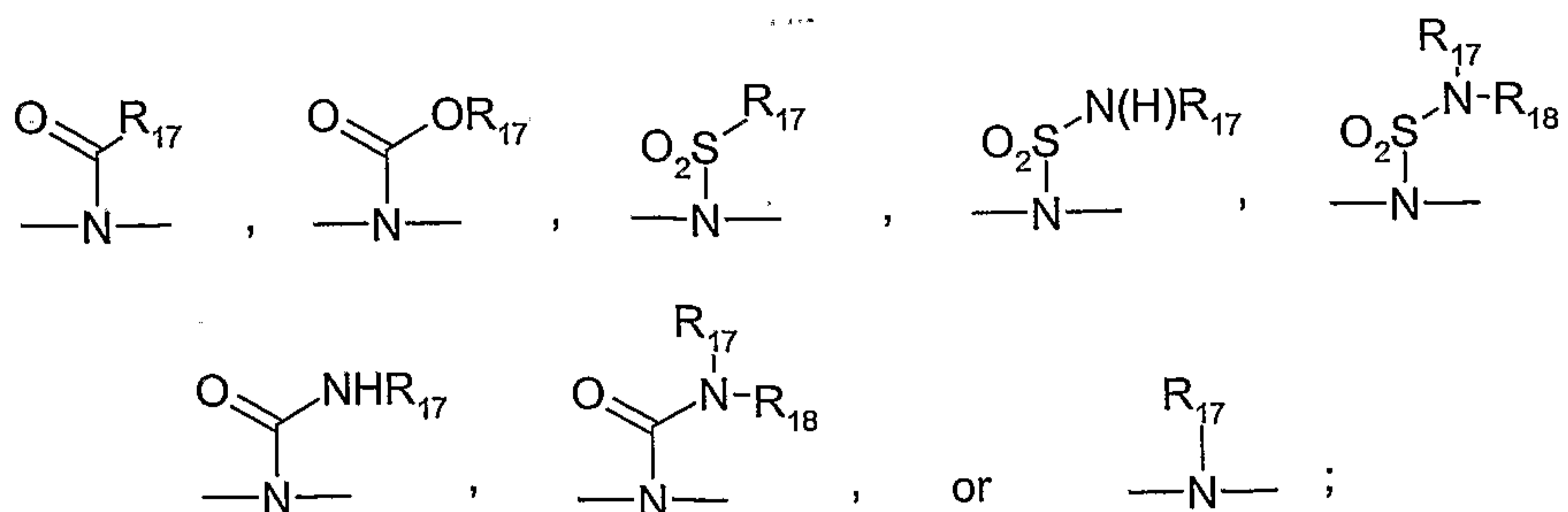
wherein

25 B and T are independently selected from the group consisting of: direct bond, alkylene, $-CH_2-$, $-O-$, $-N(H)$, $-S-$, SO_2- , $-CON(H)-$, $-NHC(O)-$, $-NHCON(H)-$, $-NHSO_2-$, $-SO_2N(H)-$, $-C(O)-O-$, $-NHSO_2NH$, $-O-S(O)_2-$, and $-O-C(O)-$;

wherein

30 R_{14} and R_{15} are independently selected from the group consisting of: hydrogen, heteroaryl, cycloalkyl, heterocyclyl, aryl, alkyl, -alkylene-aryl, -alkylene-heteroaryl, and -alkylene-O-aryl; or
 R_{14} and R_{15} may be taken together to form a ring having the formula $-(CH_2)_q-J-(CH_2)_r-$ bonded to the nitrogen atom to which R_{14} and R_{15} are attached wherein q and r are independently equal to 1, 2, 3, or 4; J comprises a direct bond, $-CH_2-$, $-O-$, $-S-$, $-S(O_2)-$, $-C(O)-$, $-CON(H)-$, $-NHC(O)-$, $-NHCON(H)-$, $-NHSO_2-$, $-SO_2N(H)-$, $-C(O)-O-$, $-O-C(O)-$, $-NHSO_2NH-$,

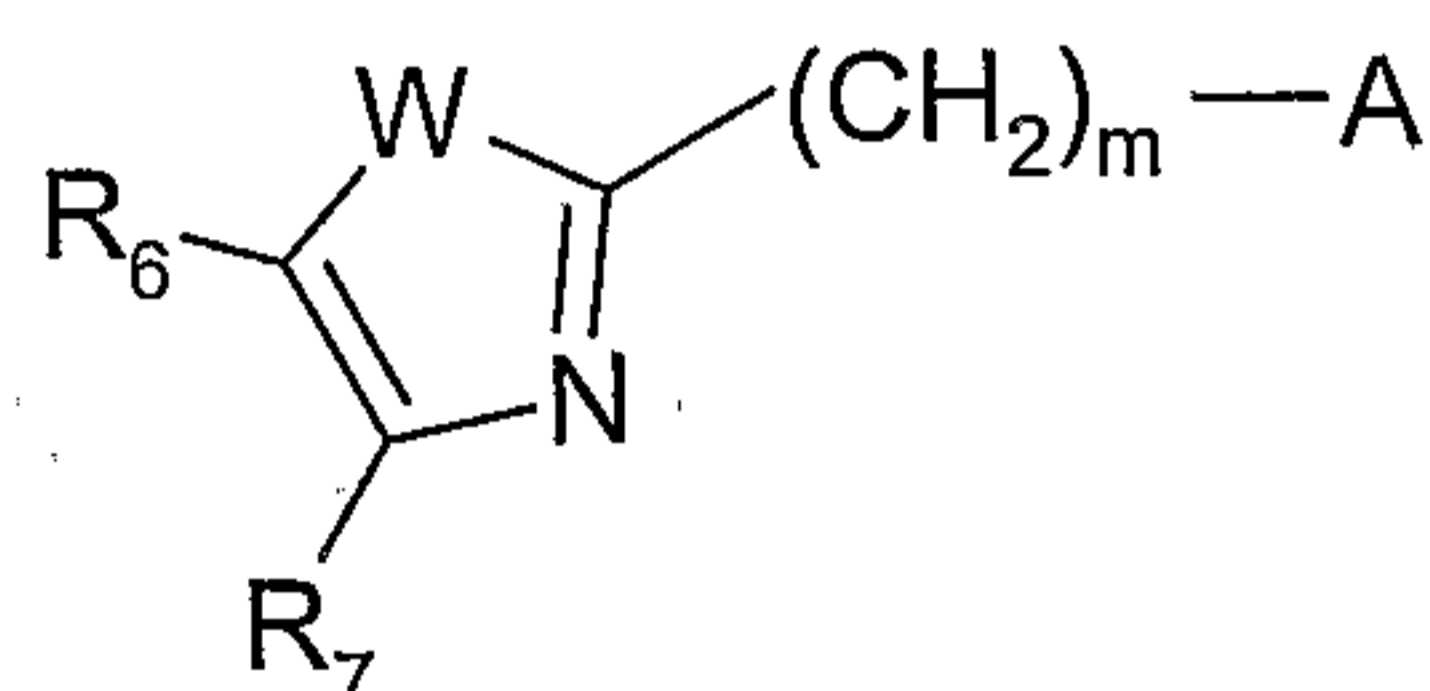
35



R₁₇ and R₁₈ are independently selected from the group consisting of: hydrogen, cycloalkyl, heterocyclyl, aryl, heteroaryl, alkyl, -alkylene-heteroaryl, or -alkylene-aryl;

5 or a pharmaceutically acceptable salt, prodrug, or solvate thereof.

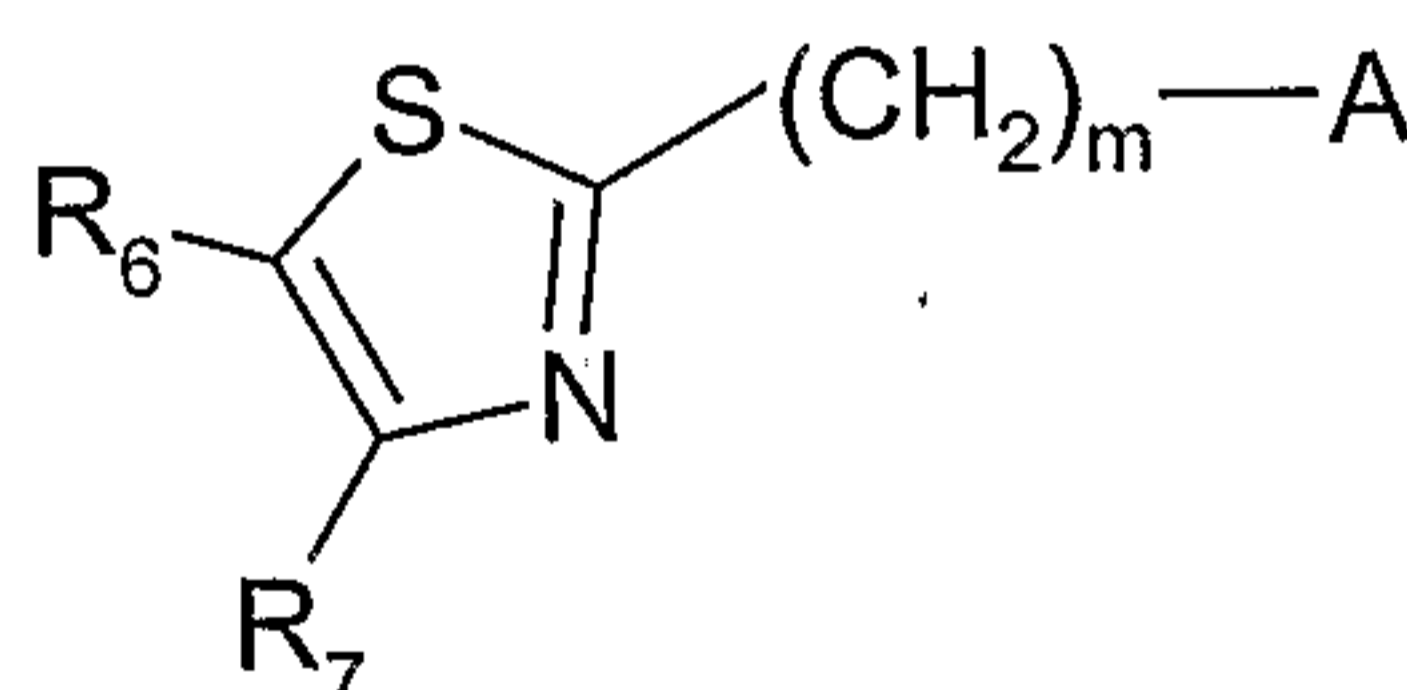
In an embodiment of the compound of Formula (I), the compound of Formula (I) has the formula (Ia)



10

(Ia).

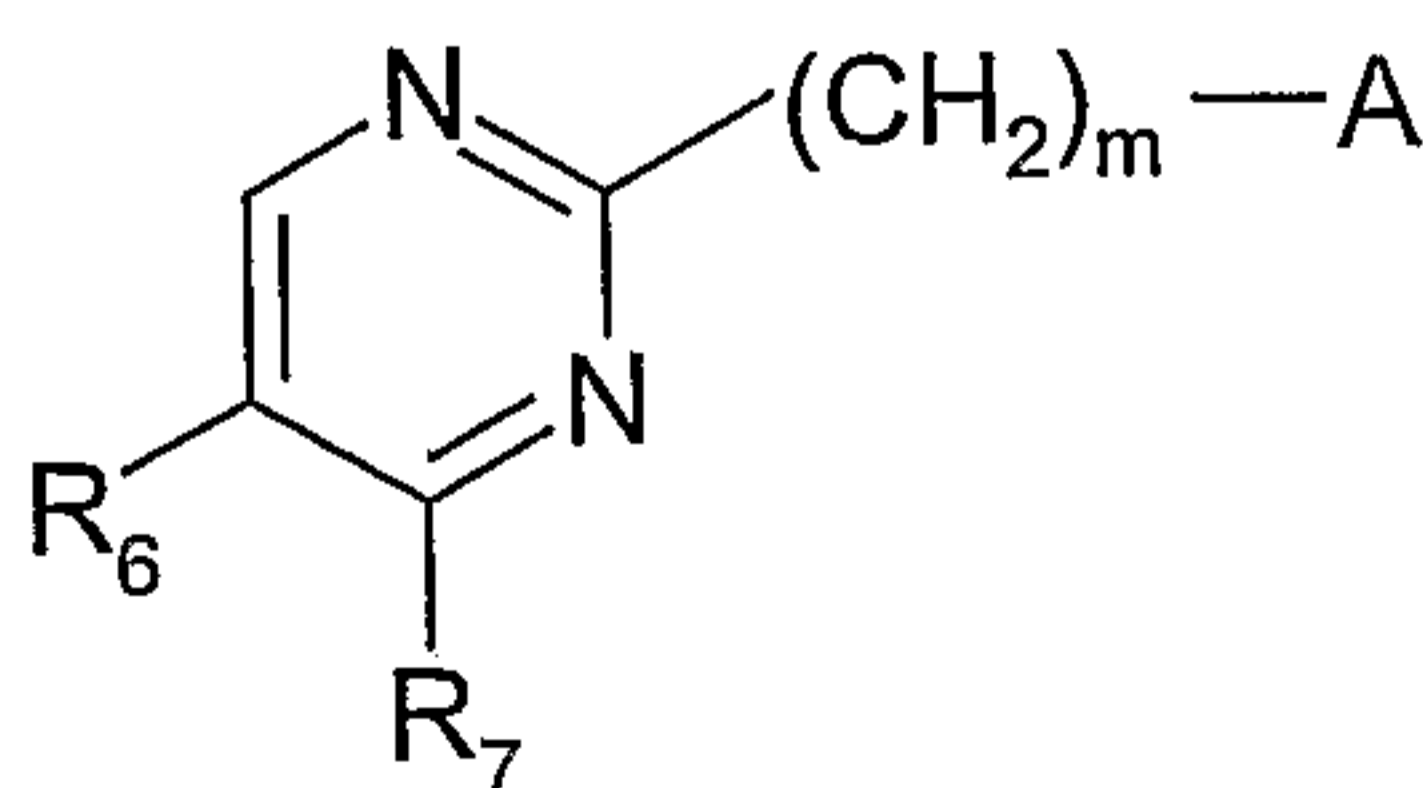
In another embodiment of the compound of Formula (I), the compound of Formula (I) has the formula (Ib)



15

(Ib).

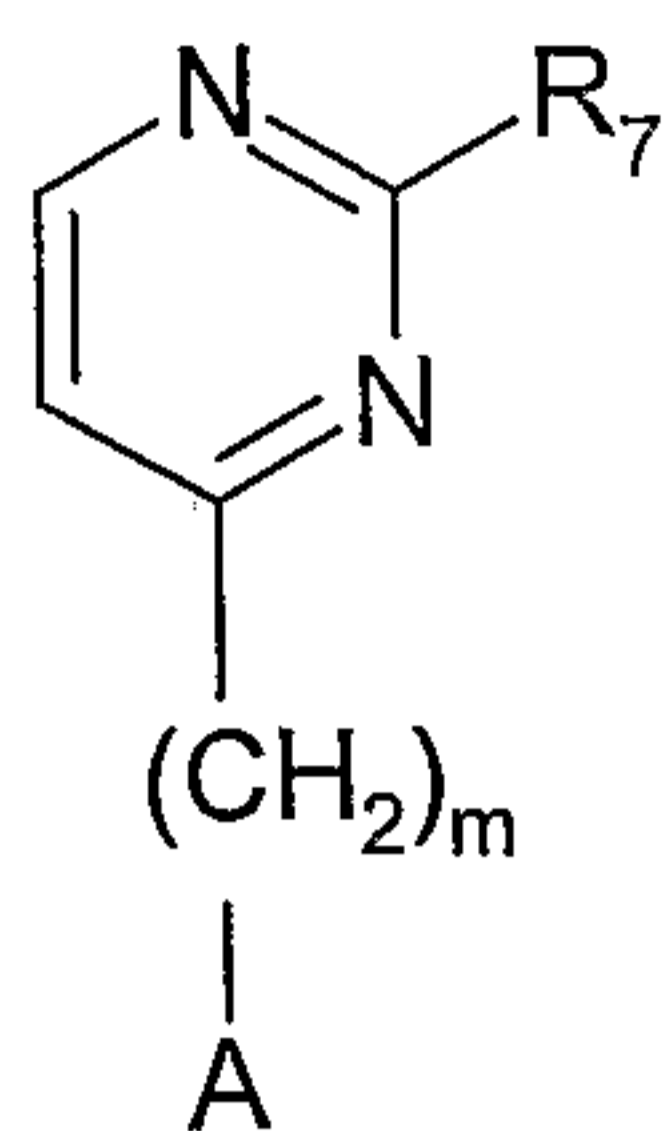
In another embodiment of the compound of Formula (I), the compound of Formula (I) has the formula (Ic)



20

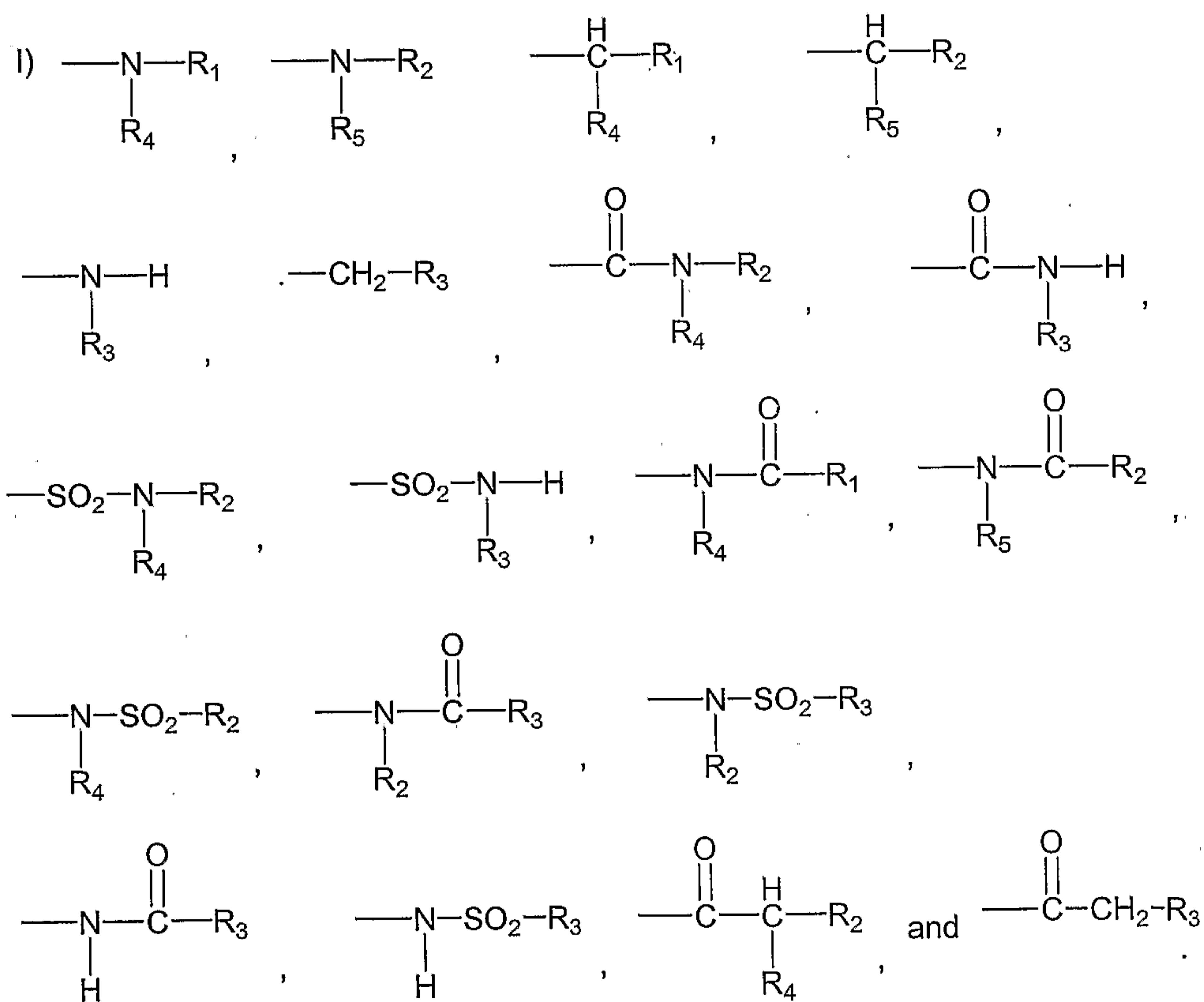
(Ic).

In another embodiment of the compound of Formula (I), the compound of Formula (I) has the formula (Id)



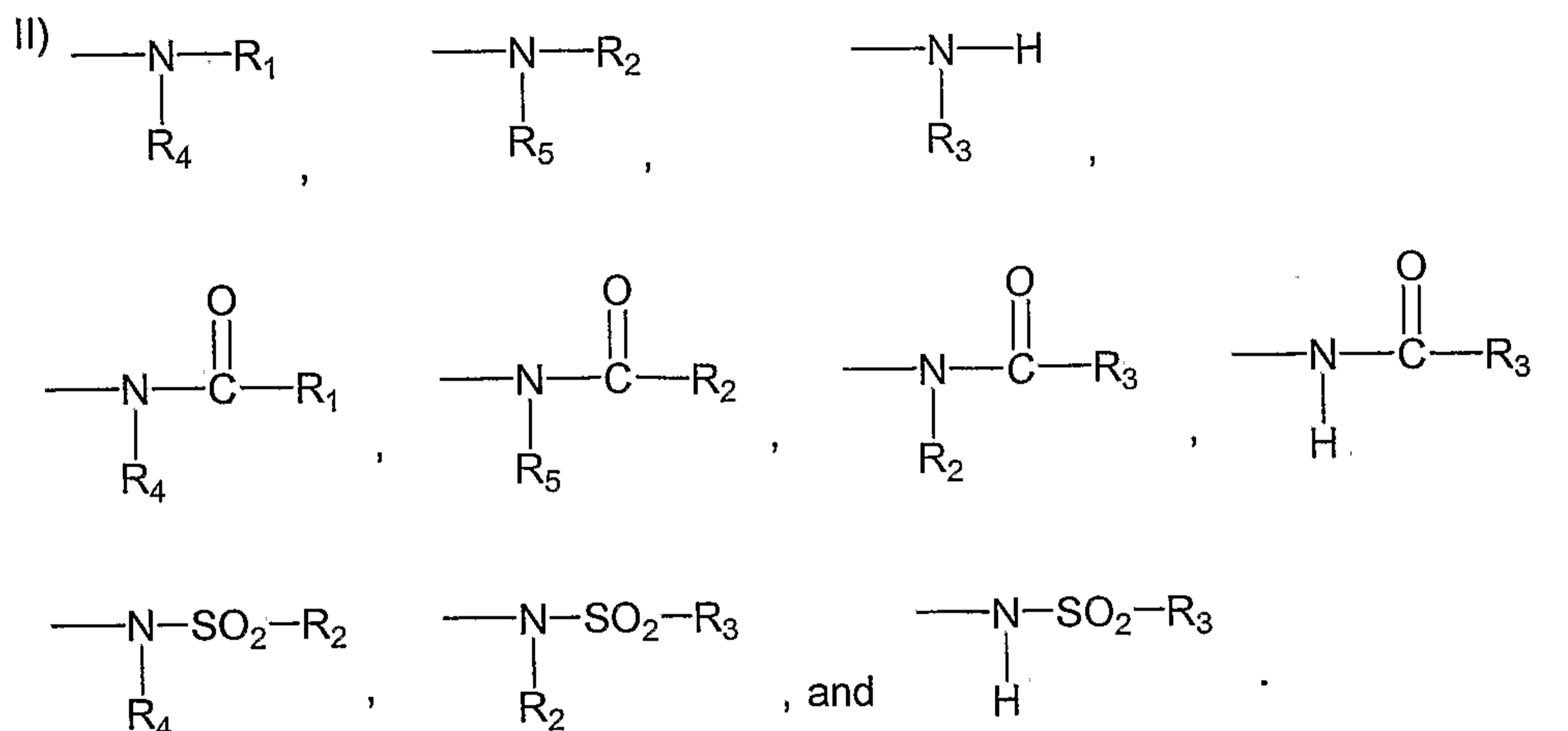
5

In another embodiment of the compound of Formula (I), A is selected from the group consisting of



10

In another embodiment of the compound of Formula (I), A is selected from the group consisting of:



5 In another embodiment of the compound of Formula (I), R₆ is selected from the group consisting of: hydrogen, halo, alkyl, and phenyl. In another embodiment, R₆ is selected from the group consisting of halo, alkyl, and phenyl.

10 In another embodiment of the compound of Formula (I), R₇ is selected from the group consisting of:

- 15 a) -L-D₁-alkyl;
 b) -L-D₁-aryl;
 c) -L-D₁-cycloalkyl;
 d) -L-D₁-heterocyclyl;
 e) -L-D₁-arylene-alkyl;
 f) -L-D₁-alkylene-arylene-alkyl;
 g) -L-D₁-alkylene-aryl;
 h) -L-D₁-arylene-aryl;
 i) -L-D₂-(aryl)₂; and
 20 j) -L-D₂-(arylene-alkyl)₂;

wherein

L is a direct bond, C₁₋₆ alkylene, or phenylene;

D₁ is selected from the group consisting of: a direct bond, -CH₂-, -O-, -C(O)-, -C(O)-O-, and -O-C(O)-.

25

In another embodiment of the compound of Formula (I), R₇ is selected from the group consisting of:

- a) -L-D₁-alkyl;

- b) -L-D₁-aryl;
 c) -L-D₁-cycloalkyl;
 d) -L-D₁-heterocyclyl;
 e) -L-D₁-arylene-alkyl;
 5 f) -L-D₁-alkylene-arylene-alkyl;
 g) -L-D₁-alkylene-aryl;
 h) -L-D₁-arylene-aryl;
 i) -L-D₂-(aryl)₂; and
 j) -L-D₂-(arylene-alkyl)₂;

10

wherein

L is a direct bond, C₁₋₆ alkylene, or phenylene;

D₁ is selected from the group consisting of: a direct bond, -CH₂-, -O-, -C(O)-, -C(O)-O-, and -O-C(O)-.

wherein the aryl, heterocyclyl, cycloalkyl, and/or alkyl group(s) in R₇ and L may be optionally substituted 1-4 times with a substituent group selected from the group consisting of

15

- a) -H;
 b) halogen;
 c) hydroxyl;
 20 d) cyano;
 e) -B-alkyl;
 f) -B-perhaloalkyl;
 g) -B-cycloalkyl;
 h) -B-heterocyclyl;
 25 i) -B-aryl;
 j) -B-heteroaryl;
 k) -B-alkylene-heteroaryl;
 l) -B-alkylene-aryl;
 m) -B-arylene-alkyl;
 30 n) -B-perhaloalkyl;
 o) -B-cycloalkylene-T-R₁₄;
 p) -B-cycloalkylene-alkyl; and
 q) -B-alkylene-cycloalkyl;

wherein

35

B and T are independently selected from the group consisting of: direct bond, alkylene, -CH₂-, and -O-;

wherein

R_{14} is selected from the group consisting of: hydrogen, heteroaryl, cycloalkyl, heterocyclyl, aryl, alkyl, -alkylene-aryl, -alkylene-heteroaryl, and -alkylene-O-aryl.

In another embodiment of the compound of Formula (I), R_7 is selected from the group consisting of:

- 5
- a) -L- D_1 -alkyl;
 - b) -L- D_1 -phenyl;
 - c) -L- D_1 - C_{5-8} cycloalkyl;
 - d) -L- D_1 -tetrahydropyranyl;
 - 10 e) -L- D_1 -phenylene-alkyl;
 - f) -L- D_1 -alkylene-phenylene-alkyl;
 - g) -L- D_1 -alkylene-phenyl;
 - h) -L- D_1 -phenylene-phenyl
 - i) -L- D_2 -(phenyl)₂; and
 - 15 j) -L- D_2 -(phenylene-alkyl)₂;

wherein

L is a direct bond, C_{1-6} alkylene, or phenylene;

D_1 is selected from the group consisting of: a direct bond, -CH₂-, -O-, -C(O)-, -C(O)-O-, and -O-C(O)-.

20 wherein the aryl, cycloalkyl, and/or alkyl group(s) in R_7 and L may be optionally substituted 1-4 times with a substituent group selected from the group consisting of

- a) -H;
- b) halogen;
- c) hydroxyl;
- 25 d) cyano;
- e) -B-alkyl;
- f) -B-perhaloalkyl;
- g) -B-cycloalkyl;
- h) -B-aryl;

30 wherein

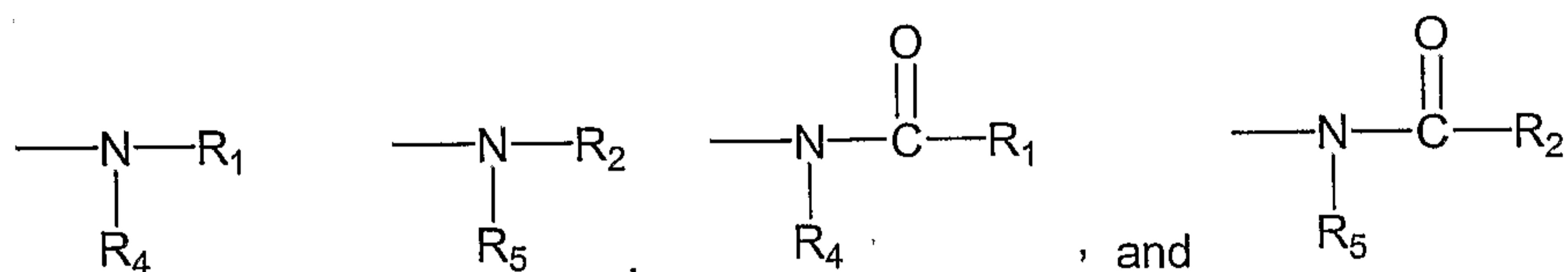
B is selected from the group consisting of: direct bond, alkylene, -CH₂-, and -O-.

In another embodiment of the compound of Formula (I), R_6 is selected from the group consisting of: hydrogen, halo, alkyl, and phenyl; and R_7 is selected from the group consisting of: phenyl, benzyloxy-phenyl, 4-biphenyl-3-yl, 4-biphenyl-4-yl, bromo-phenyl, chloro-methyl-

phenyl, chloro-phenyl, cyano-phenyl, cyclohexylmethoxy-phenyl, cyclohexyloxy-phenyl, di-p-tolylmethyl, methoxy-phenyl, ethoxy-phenyl, isobutoxy-phenyl, trifluoromethoxy-phenyl, phenethyloxy-phenyl, phenoxy-phenyl, methylphenyl, isobutyl-phenyl, isopropyl-phenyl, tert-butyl-phenyl, trifluoromethyl-phenyl, dichloro-phenyl, difluoro-phenyl, dimethyl-phenyl, difluoro-phenyl, dihydroxy-phenyl, bis-trifluoromethyl-phenyl, di-tert-butyl-hydroxy-phenyl, benzoyl-phenyl, chloro-methyl-phenyl, (3-phenyl-propoxy)-phenyl, (methyl-cyclohexyloxy)-phenyl, (tert-butyl-cyclohexyloxy)-phenyl, and (tetrahydropyran-4-yloxy)-phenyl.

In another embodiment of the compound of Formula (I), R_6 is selected from the group consisting of: hydrogen, halo, alkyl, and phenyl; and R_7 is selected from the group consisting of: (tert-butyl-phenyl)-phenyl-methyl, bis-(chloro-fluoro-phenyl)-methyl, bis-(fluoro-phenyl)-methyl, bis-(trifluoromethyl-phenyl)-methyl, naphthalen-1-yl, naphthalen-2-yl, 5,5,8,8-tetramethyl-5,6,7,8-tetrahydro-naphthalen-2-yl, and 4-benzhydryl.

In another embodiment of the compound of Formula (I), A is selected from the group consisting of:



wherein

R_1 is selected from the group consisting of:

- a) -L-D₁-C₁₋₅-alkylene-G₁; and
- b) -L-D₁-C₃₋₈ cycloalkylene-G₁;

R_2 is selected from the group consisting of:

- a) -L-D₁-C₁₋₅-alkylene-G₁;
- b) -L-D₁-C₃₋₈ cycloalkylene-G₁;
- c) -L-D₁-C₁₋₃-alkylene-phenylene-G₁;
- d) -L-D₁-C₁₋₃-alkylene-phenylene-C₁₋₃-alkylene-G₁; and
- e) -L-D₁-phenylene-G₁;

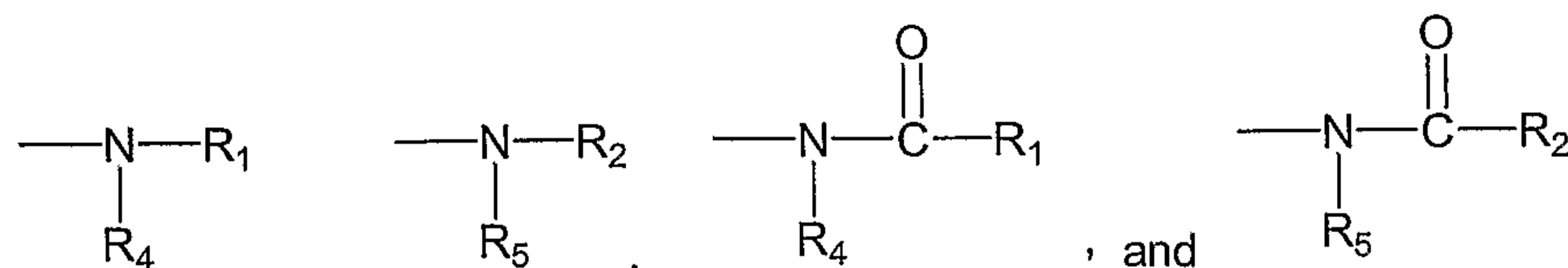
R_4 is selected from the group consisting of:

- a) hydrogen;
- b) -L-D₁-phenyl;
- c) -L-D₁-C₁₋₄-alkylene-phenyl;
- d) -L-D₁-C₁₋₄-alkylene-C₃₋₈ cycloalkyl;
- e) -L-D₁-C₃₋₈ cycloalkyl;
- f) -L-D₁-thienyl; and
- g) -L-D₁-C₁₋₄-alkylene-thienyl; and

R_5 is selected from the group consisting of:

- a) -C₃₋₈ cycloalkyl;
- b) -thienyl; and
- c) -C₁₋₄-alkylene-thienyl.

5 In another embodiment of the compound of Formula (I), A is selected from the group consisting of:



wherein

R₁ is selected from the group consisting of:

- 10 a) -(CH₂)_n-G₁; and
- b) -C₅₋₇ cycloalkylene-G₁;

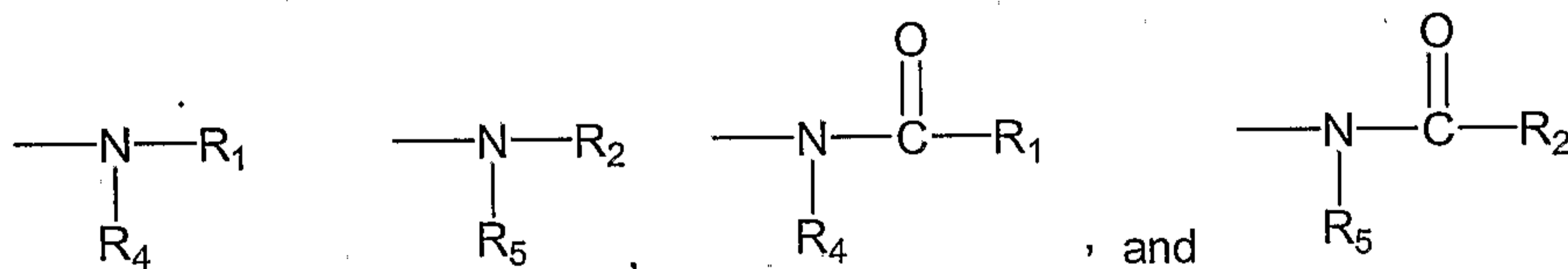
R₂ is selected from the group consisting of:

- a) -phenyl-G₁; and
- b) -(CH₂)_n-phenyl-G₁;

15 n is 1, 2, 3, or 4; and

G₁ is selected from the group consisting of: -SO₃H, -CO₂H, -C(O)NHS(O)₂-alkyl, -C(O)NHS(O)₂-phenyl, -C(O)NHS(O)₂-phenylene-alkyl, -C(O)NHS(O)₂-pyridyl, -NHC(O)NH-SO₂-alkyl, and an acid isostere.

20 In another embodiment of the compound of Formula (I), A is selected from the group consisting of:



wherein

R₁ is selected from the group consisting of:

- 25 a) -L-D₁-C₁₋₅-alkylene-G₁; and
- b) -L-D₁-C₃₋₈ cycloalkylene-G₁;

R₂ is selected from the group consisting of:

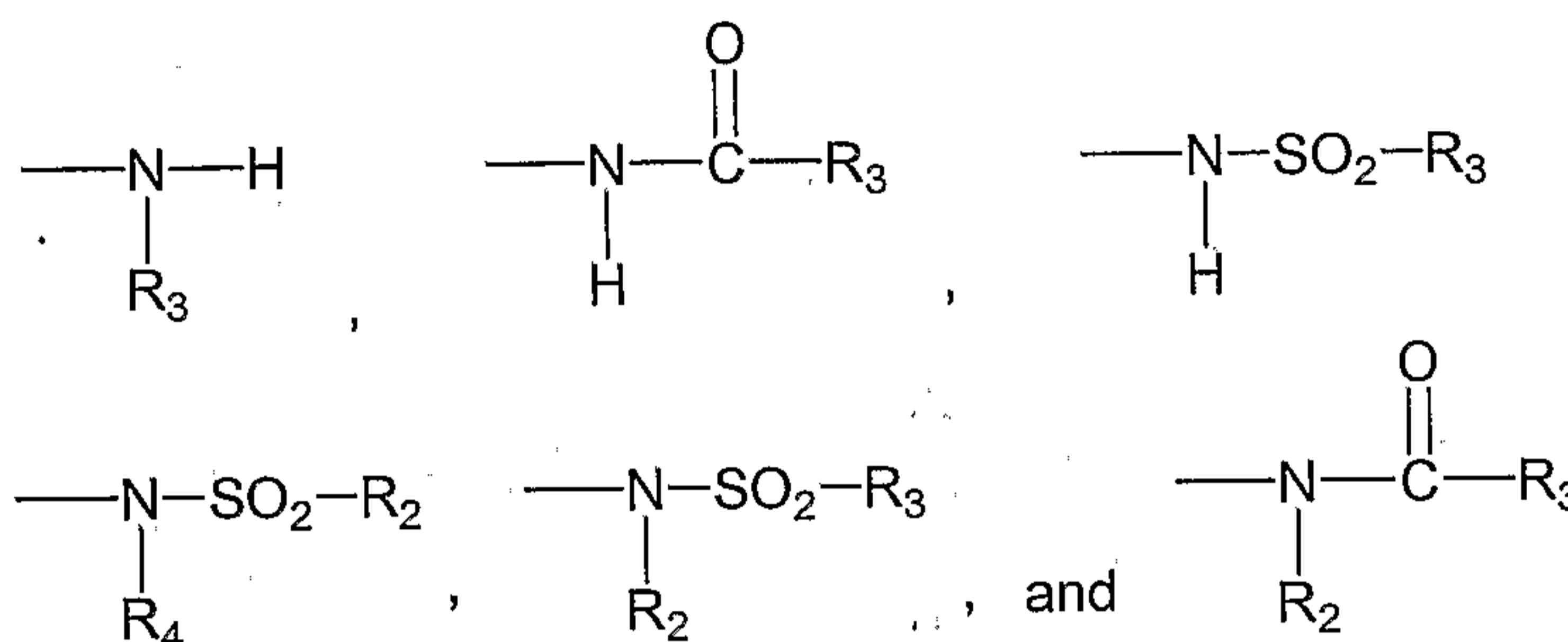
- a) -L-D₁-C₁₋₅-alkylene-G₁;
- b) -L-D₁-C₃₋₈ cycloalkylene-G₁;
- 30 c) -L-D₁-C₁₋₃-alkylene-phenylene-G₁;
- d) -L-D₁-C₁₋₃-alkylene-phenylene-C₁₋₃-alkylene-G₁; and

e) -L-D₁-phenylene-G₁;

R₄ is selected from the group consisting of: hydrogen, isopropyl, 3-methyl-butyl, cyclopentyl, phenyl, tert-butyl-phenyl, cyano-phenyl, trifluoromethoxy-phenyl, methyl-phenyl, 4-biphenyl, 3-biphenyl, methoxyphenyl, hydroxyphenyl, chlorophenyl, dichlorophenyl, dimethoxy-phenyl, benzyl, methoxybenzyl, trifluoromethoxy-benzyl, thienyl, thien-2-yl-methyl, 3-thien-2-yl-propyl, 2-thien-2-yl-ethyl, furan-2-yl-methyl, cyclobutylmethyl, and cyclohexylmethyl; and

R₅ is selected from cyclopentyl, cyclohexyl, thienyl, thien-2-yl-methyl, 3-thien-2-yl-propyl, and 2-thien-2-yl-ethyl.

In another embodiment of the compound of Formula (I), A is selected from the group consisting of:



wherein

R₂ is selected from the group consisting of:

- L-D₁-C₁₋₅-alkylene-G₁;
- L-D₁-C₃₋₈ cycloalkylene-G₁;
- L-D₁-C₁₋₃-alkylene-phenylene-G₁;
- L-D₁-C₁₋₃-alkylene-phenylene-C₁₋₃-alkylene-G₁; and
- L-D₁-phenylene-G₁;

R₃ is selected from the group consisting of:

- L-D₁-phenyl;
- L-D₁-C₁₋₄-alkylene-phenyl;
- L-D₁-C₁₋₄-alkylene-C₃₋₈ cycloalkyl;
- L-D₁-C₃₋₈ cycloalkyl;
- L-D₁-thienyl; and
- L-D₁-C₁₋₄-alkylene-thienyl; and

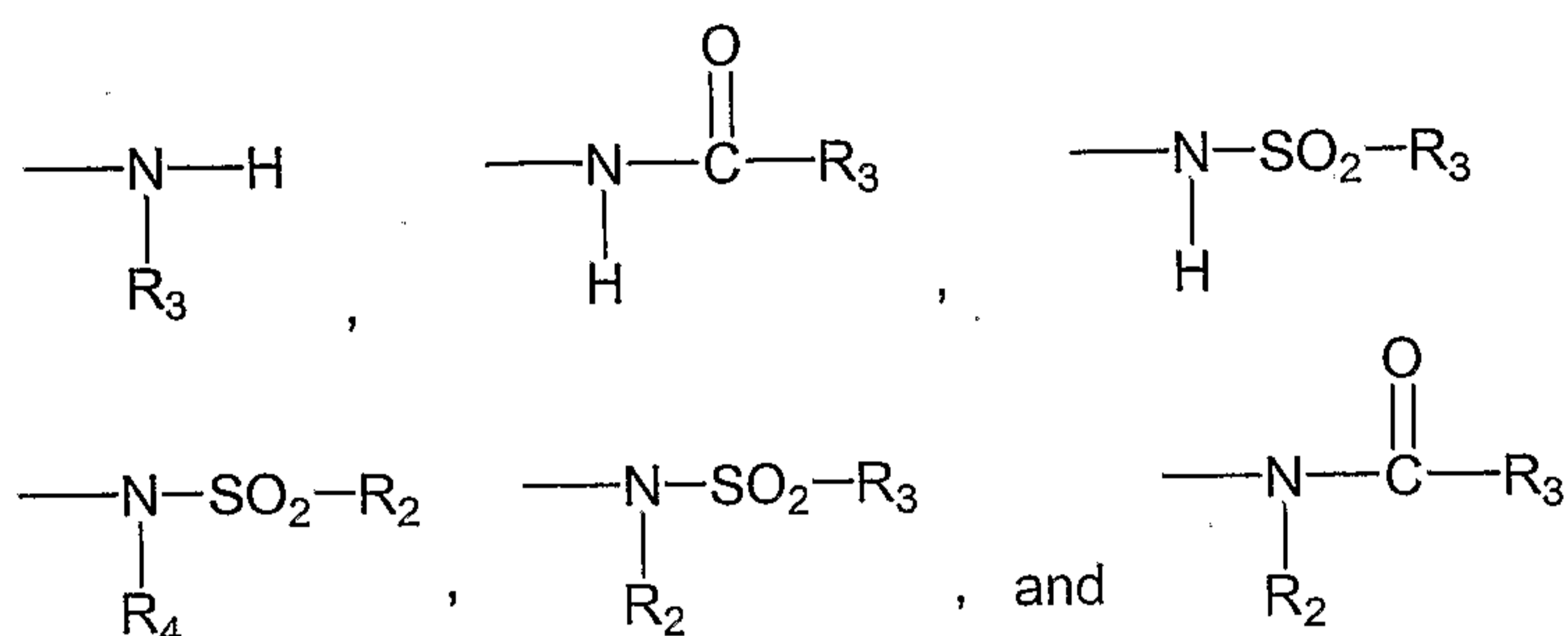
R₄ is selected from the group consisting of:

- hydrogen;
- L-D₁-phenyl;
- L-D₁-C₁₋₄-alkylene-phenyl;

- d) -L-D₁-C₁₋₄-alkylene-C₃₋₈ cycloalkyl;
- e) -L-D₁-C₃₋₈ cycloalkyl;
- f) -L-D₁-thienyl; and
- g) -L-D₁-C₁₋₄-alkylene-thienyl.

5

In another embodiment of the compound of Formula (I), A is selected from the group consisting of:



wherein

10 R₂ is selected from the group consisting of:

- a) -(CH₂)_n-G₁;
- b) -C₅₋₇ cycloalkylene-G₁;
- c) -phenylene-G₁; and
- d) -(CH₂)_n-phenylene-G₁;

15

wherein n is 1, 2, 3, or 4;

R₃ is selected from the group consisting of:

20

- a) -L-D₁-phenyl;
- b) -L-D₁-C₁₋₄-alkylene-phenyl;
- c) -L-D₁-C₁₋₄-alkylene-C₃₋₈ cycloalkyl;
- d) -L-D₁-C₃₋₈ cycloalkyl;
- e) -L-D₁-thienyl; and
- f) -L-D₁-C₁₋₄-alkylene-thienyl;

R₄ is selected from the group consisting of:

25

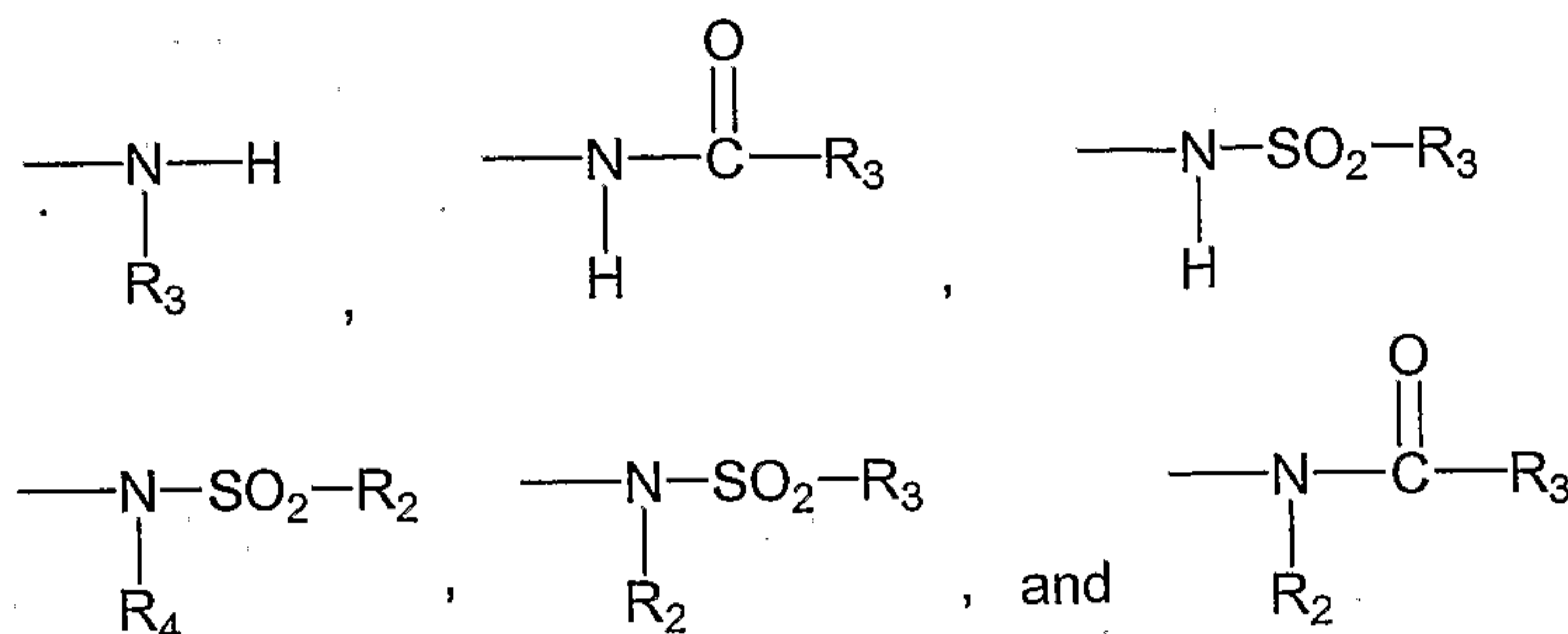
- a) hydrogen;
- b) -L-D₁-phenyl;
- c) -L-D₁-C₁₋₄-alkylene-phenyl;
- d) -L-D₁-C₁₋₄-alkylene-C₃₋₈ cycloalkyl;
- e) -L-D₁-C₃₋₈ cycloalkyl;
- f) -L-D₁-thienyl; and

30

- g) -L-D₁-C₁₋₄-alkylene-thienyl; and

G_1 is selected from the group consisting of: $-\text{SO}_3\text{H}$, $-\text{CO}_2\text{H}$, $-\text{C}(\text{O})\text{NHS}(\text{O})_2\text{-alkyl}$, $-\text{C}(\text{O})\text{NHS}(\text{O})_2\text{-phenyl}$, $-\text{C}(\text{O})\text{NHS}(\text{O})_2\text{-phenylene-alkyl}$, $-\text{C}(\text{O})\text{NHS}(\text{O})_2\text{-pyridyl}$, $-\text{NHC}(\text{O})\text{NH-SO}_2\text{-alkyl}$, and an acid isostere.

5 In another embodiment of the compound of Formula (I), A is selected from the group consisting of:



wherein

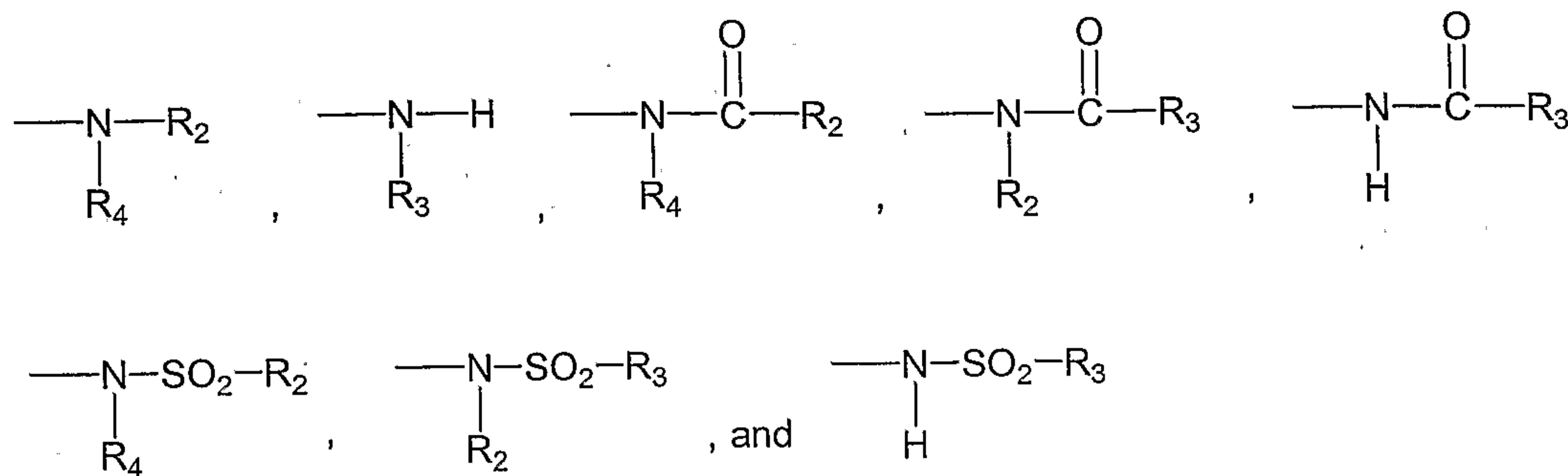
R_2 is selected from the group consisting of:

- 10 a) $-\text{L-D}_1\text{-C}_{1-5}\text{-alkylene-G}_1$;
 b) $-\text{L-D}_1\text{-C}_{3-8}\text{ cycloalkylene-G}_1$;
 c) $-\text{L-D}_1\text{-C}_{1-3}\text{-alkylene-phenyl-G}_1$;
 d) $-\text{L-D}_1\text{-C}_{1-3}\text{-alkylene-phenylene-C}_{1-3}\text{-alkylene-G}_1$; and
 e) $-\text{L-D}_1\text{-phenylene-G}_1$;

15 R_3 is selected from the group consisting of: isopropyl, 3-methyl-butyl, cyclopentyl, phenyl, tert-butyl-phenyl, cyano-phenyl, trifluoromethoxy-phenyl, methyl-phenyl, 4-biphenyl, 3-biphenyl, methoxyphenyl, hydroxyphenyl, chlorophenyl, dichlorophenyl, dimethoxy-phenyl, benzyl, methoxybenzyl, trifluoromethoxy-benzyl, thienyl, thien-2-yl-methyl, 3-thien-2-yl-propyl, 2-thien-2-yl-ethyl, furan-2-yl-methyl, cyclobutylmethyl, and
 20 cyclohexylmethyl; and

R_4 is selected from the group consisting of: hydrogen, isopropyl, 3-methyl-butyl, cyclopentyl, phenyl, tert-butyl-phenyl, cyano-phenyl, trifluoromethoxy-phenyl, methyl-phenyl, 4-biphenyl, 3-biphenyl, methoxyphenyl, hydroxyphenyl, chlorophenyl, dichlorophenyl, dimethoxy-phenyl, benzyl, methoxybenzyl, trifluoromethoxy-benzyl, thienyl, thien-2-yl-methyl, 3-thien-2-yl-propyl, 2-thien-2-yl-ethyl, furan-2-yl-methyl, cyclobutylmethyl, and
 25 cyclohexylmethyl.

In another embodiment of the compound of Formula (I), A is selected from the group consisting of:



wherein

R₂ is selected from the group consisting of:

- a) -L-D₁-C₁₋₅-alkylene-G₁;
- 5 b) -L-D₁-C₃₋₈ cycloalkylene-G₁;
- c) -L-D₁-C₁₋₃-alkylene-phenyl-G₁;
- d) -L-D₁-C₁₋₃-alkylene-phenylene-C₁₋₃-alkylene-G₁; and
- e) -L-D₁-phenylene-G₁;

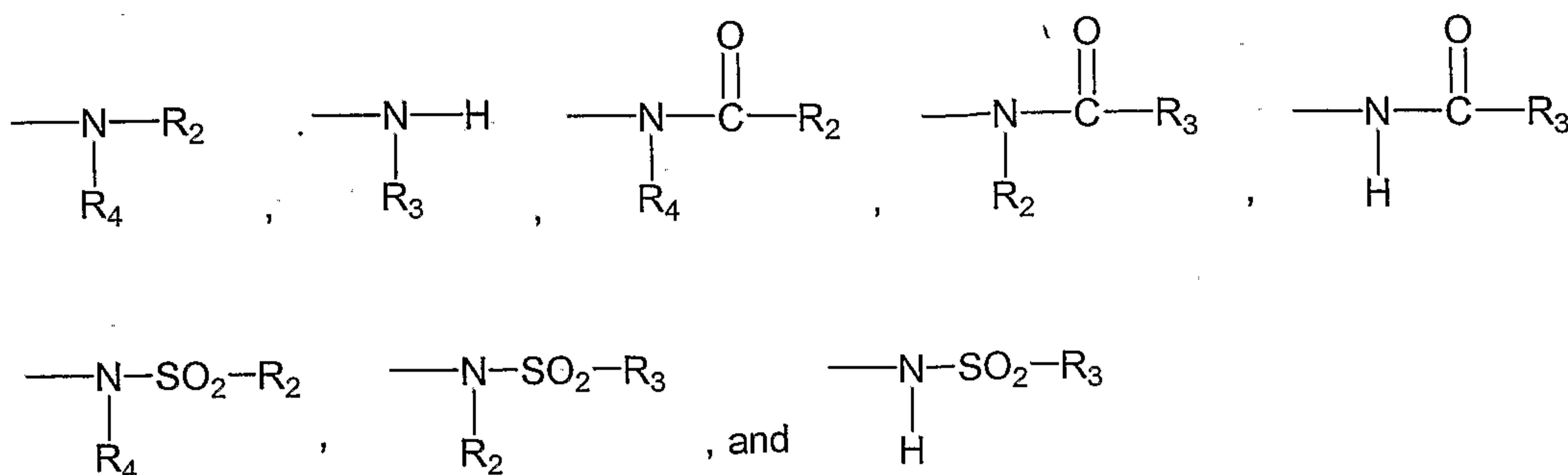
R₃ is selected from the group consisting of:

- 10 a) -L-D₁-phenyl;
- b) -L-D₁-C₁₋₄-alkylene-phenyl;
- c) -L-D₁-C₁₋₄-alkylene-C₃₋₈ cycloalkyl;
- d) -L-D₁-C₃₋₈ cycloalkyl;
- e) -L-D₁-thienyl; and
- 15 f) -L-D₁-C₁₋₄-alkylene-thienyl; and

R₄ is selected from the group consisting of:

- a) hydrogen;
- b) -L-D₁-phenyl;
- c) -L-D₁-C₁₋₄-alkylene-phenyl;
- 20 d) -L-D₁-C₁₋₄-alkylene-C₃₋₈ cycloalkyl;
- e) -L-D₁-C₃₋₈ cycloalkyl;
- f) -L-D₁-thienyl; and
- g) -L-D₁-C₁₋₄-alkylene-thienyl.

25 In another embodiment of the compound of Formula (I), A is selected from the group consisting of:



wherein

R₂ is selected from the group consisting of:

- a) -(CH₂)_n-G₁;
 - b) -C₅₋₇ cycloalkylene-G₁;
 - c) -phenylene-G₁;
 - d) -(CH₂)_n-phenylene-G₁; and
- wherein n is 1, 2, 3, or 4;

R₃ is selected from the group consisting of:

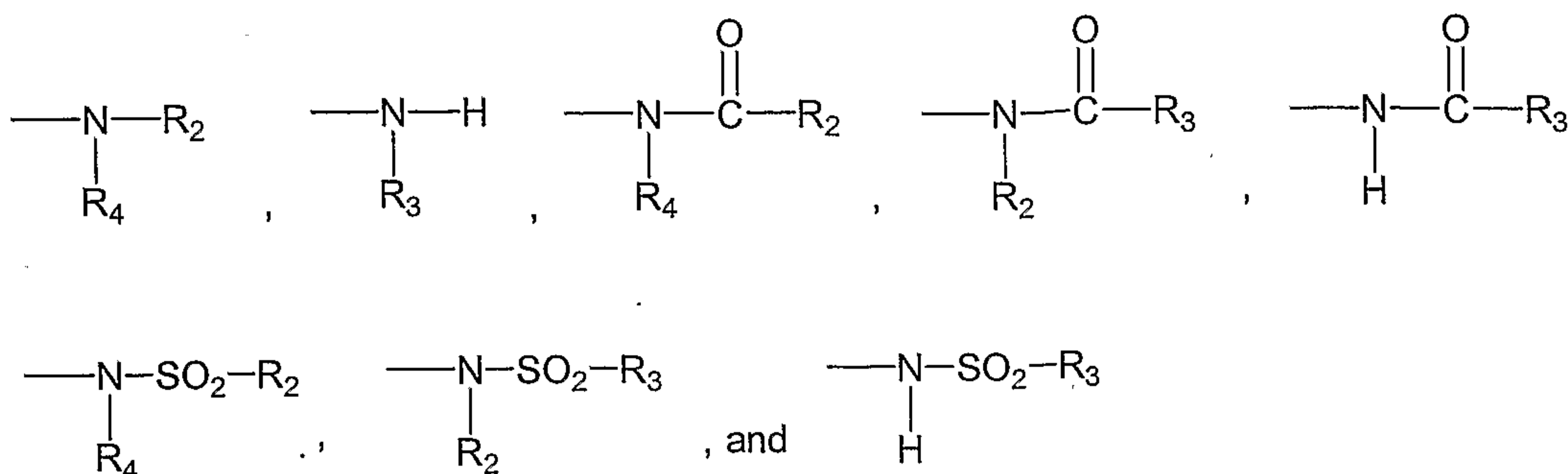
- a) -L-D₁-phenyl;
- b) -L-D₁-C₁₋₄-alkylene-phenyl;
- c) -L-D₁-C₁₋₄-alkylene-C₃₋₈ cycloalkyl;
- d) -L-D₁-C₃₋₈ cycloalkyl;
- e) -L-D₁-thienyl; and
- f) -L-D₁-C₁₋₄-alkylene-thienyl;

R₄ is selected from the group consisting of:

- a) hydrogen;
- b) -L-D₁-phenyl;
- c) -L-D₁-C₁₋₄-alkylene-phenyl;
- d) -L-D₁-C₁₋₄-alkylene-C₃₋₈ cycloalkyl;
- e) -L-D₁-C₃₋₈ cycloalkyl;
- f) -L-D₁-thienyl; and
- g) -L-D₁-C₁₋₄-alkylene-thienyl; and

G₁ is selected from the group consisting of: -SO₃H, -CO₂H, -C(O)NHS(O)₂-alkyl, -C(O)NHS(O)₂-phenyl, -C(O)NHS(O)₂-phenylene-alkyl, -C(O)NHS(O)₂-pyridyl, -NHC(O)NH-SO₂-alkyl, and an acid isostere.

In another embodiment of the compound of Formula (I), A is selected from the group consisting of:



wherein

R₂ is selected from the group consisting of:

- a) $-(\text{CH}_2)_n\text{-G}_1$;
- b) $-\text{C}_{5-7}$ cycloalkylene- G_1 ;
- c) $-\text{phenylene-}\text{G}_1$; and
- d) $-(\text{CH}_2)_n\text{-phenylene-}\text{G}_1$;

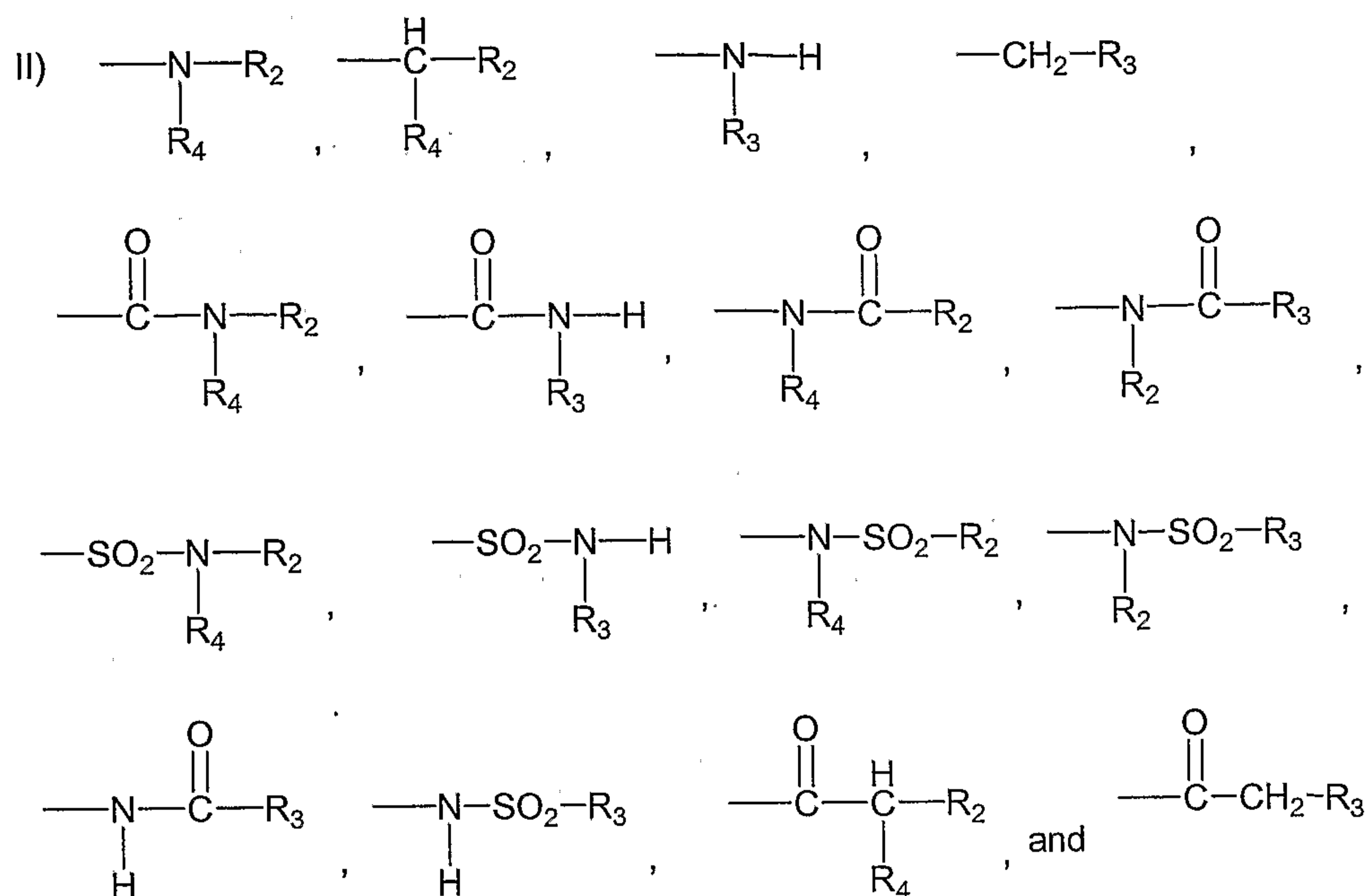
wherein n is 1, 2, 3, or 4;

R₃ is selected from the group consisting of: isopropyl, 3-methyl-butyl, cyclohexylmethyl, cyclopentyl, phenyl, tert-butyl-phenyl, cyano-phenyl, trifluoromethoxy-phenyl, methyl-phenyl, 4-biphenyl, 3-biphenyl, methoxyphenyl, hydroxyphenyl, chlorophenyl, dichlorophenyl, dimethoxy-phenyl, benzyl, methoxybenzyl, trifluoromethoxy-benzyl, thienyl, thien-2-yl-methyl, 3-thien-2-yl-propyl, 2-thien-2-yl-ethyl, furan-2-yl-methyl, cyclobutylmethyl, and cyclohexylmethyl;

R₄ is selected from the group consisting of: hydrogen, isopropyl, 3-methyl-butyl, cyclohexylmethyl, cyclopentyl, phenyl, tert-butyl-phenyl, cyano-phenyl, trifluoromethoxy-phenyl, methyl-phenyl, 4-biphenyl, 3-biphenyl, methoxyphenyl, hydroxyphenyl, chlorophenyl, dichlorophenyl, dimethoxy-phenyl, benzyl, methoxybenzyl, trifluoromethoxy-benzyl, thienyl, thien-2-yl-methyl, 3-thien-2-yl-propyl, 2-thien-2-yl-ethyl, furan-2-yl-methyl, cyclobutylmethyl, and cyclohexylmethyl; and

G₁ is selected from the group consisting of: $-\text{SO}_3\text{H}$, $-\text{CO}_2\text{H}$, $-\text{C}(\text{O})\text{NHS}(\text{O})_2\text{-alkyl}$, $-\text{C}(\text{O})\text{NHS}(\text{O})_2\text{-phenyl}$, $-\text{C}(\text{O})\text{NHS}(\text{O})_2\text{-phenylene-alkyl}$, $-\text{C}(\text{O})\text{NHS}(\text{O})_2\text{-pyridyl}$, $-\text{NHC}(\text{O})\text{NH-SO}_2\text{-alkyl}$, and an acid isostere.

In another embodiment of the compound of Formula (I), A is selected from the group consisting of



R₆ is selected from the group consisting of: hydrogen, halo, alkyl, or phenyl; and

R₇ is selected from the group consisting of: phenyl, benzyloxy-phenyl, 4-biphenyl-3-yl, 4-biphenyl-4-yl, bromo-phenyl, chloro-methyl-phenyl, chloro-phenyl, cyano-phenyl, cyclohexylmethoxy-phenyl, cyclohexyloxy-phenyl, di-p-tolylmethyl, methoxy-phenyl, ethoxy-phenyl, isobutoxy-phenyl, trifluoromethoxy-phenyl, phenethyloxy-phenyl, phenoxy-phenyl, methylphenyl, isobutyl-phenyl, isopropyl-phenyl, tert-butyl-phenyl, trifluoromethyl-phenyl, dichloro-phenyl, difluoro-phenyl, dimethyl-phenyl, difluoro-phenyl, dihydroxy-phenyl, bis-trifluoromethyl-phenyl, di-tert-butyl-hydroxy-phenyl, benzoyl-phenyl, chloro-methyl-phenyl, (3-phenyl-propoxy)-phenyl, (methyl-cyclohexyloxy)-phenyl, (tert-butyl-cyclohexyloxy)-phenyl, (tetrahydropyran-4-yloxy)-phenyl, (tert-butyl-phenyl)-phenyl-methyl, bis-(chloro-fluoro-phenyl)-methyl, bis-(fluoro-phenyl)-methyl, bis-(trifluoromethyl-phenyl)-methyl, naphthalen-1-yl, naphthalen-2-yl, 5,5,8,8-tetramethyl-5,6,7,8-tetrahydro-naphthalen-2-yl, and 4-benzhydryl. In an further embodiment, R₇ is selected from the group consisting of: phenyl, bromo-phenyl, chloro-methyl-phenyl, chloro-phenyl, cyano-phenyl, di-p-tolylmethyl, methoxy-phenyl, ethoxy-phenyl, isobutoxy-phenyl, trifluoromethoxy-phenyl, methylphenyl, isobutyl-phenyl, isopropyl-phenyl, tert-butyl-phenyl, trifluoromethyl-phenyl, dichloro-phenyl, difluoro-phenyl, dimethyl-phenyl, difluoro-phenyl, dihydroxy-phenyl, bis-trifluoromethyl-phenyl, di-tert-butyl-hydroxy-phenyl, chloro-methyl-phenyl, (tert-butyl-phenyl)-phenyl-methyl, bis-(chloro-fluoro-phenyl)-methyl, bis-(fluoro-phenyl)-methyl, bis-(trifluoromethyl-phenyl)-methyl, naphthalen-1-yl, naphthalen-2-yl, and 5,5,8,8-tetramethyl-5,6,7,8-tetrahydro-naphthalen-2-yl.

In the compounds of Formula (I), the various functional groups represented should be understood to have a point of attachment at the functional group having the hyphen. In

other words, in the case of $-C_{1-6}$ alkylaryl, it should be understood that the point of attachment is the alkyl group; an example would be benzyl. In the case of a group such as $-C(O)-NH-C_{1-6}$ alkylaryl, the point of attachment is the carbonyl carbon.

When any variable occurs more than one time in any one constituent (e.g., R_{10}), or multiple constituents (e.g. L, D_1 , etc.) its definition on each occurrence is independent at every other occurrence. Also, combinations of substituents and variables are permissible only if such combinations result in stable compounds. Lines drawn into the ring systems from substituents indicate that the indicated bond may be attached to any of the substitutable ring carbon atoms. If the ring system is polycyclic, it is intended that the bond be attached to any of the suitable carbon atoms on the proximal ring only.

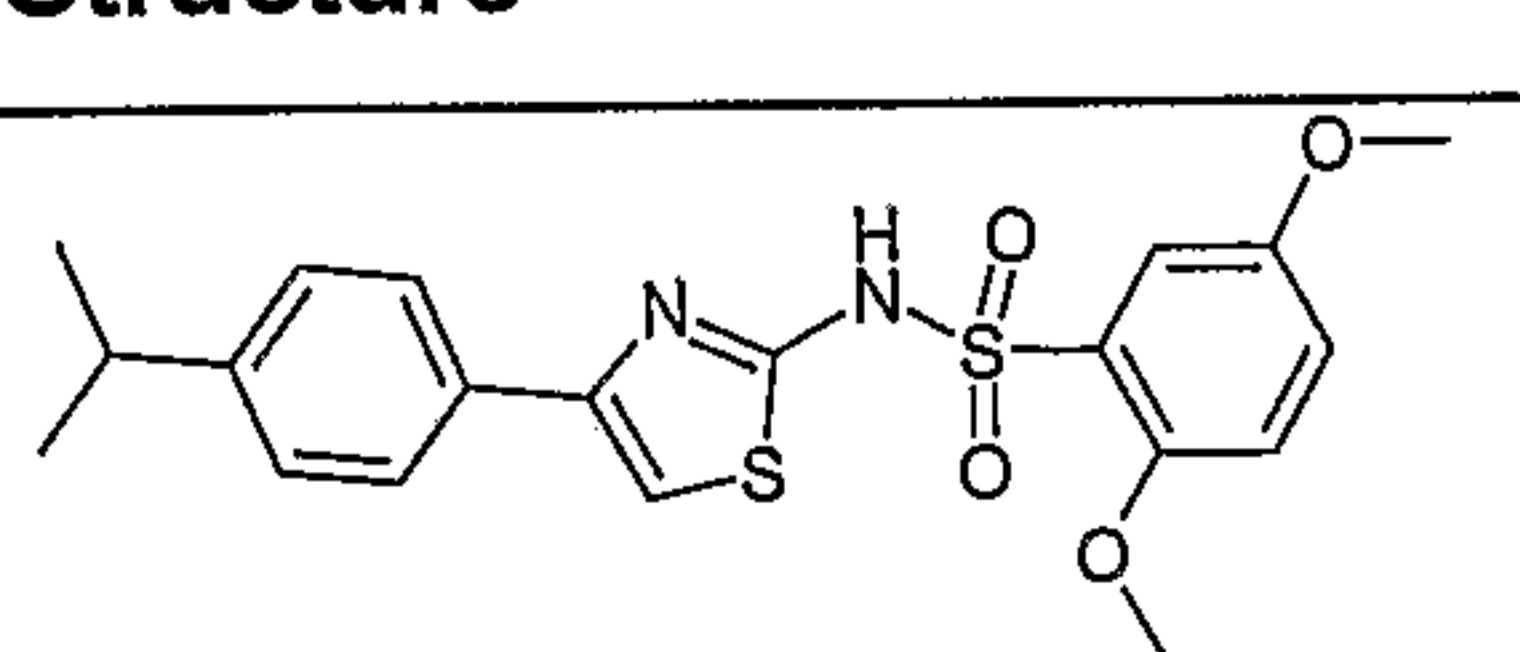
Also included within the scope of the invention are the individual enantiomers of the compounds represented by Formula (I) above as well as any wholly or partially racemic mixtures thereof. The present invention also covers the individual enantiomers of the compounds represented by the Formula above as mixtures with diastereoisomers thereof in which one or more stereocenters are inverted.

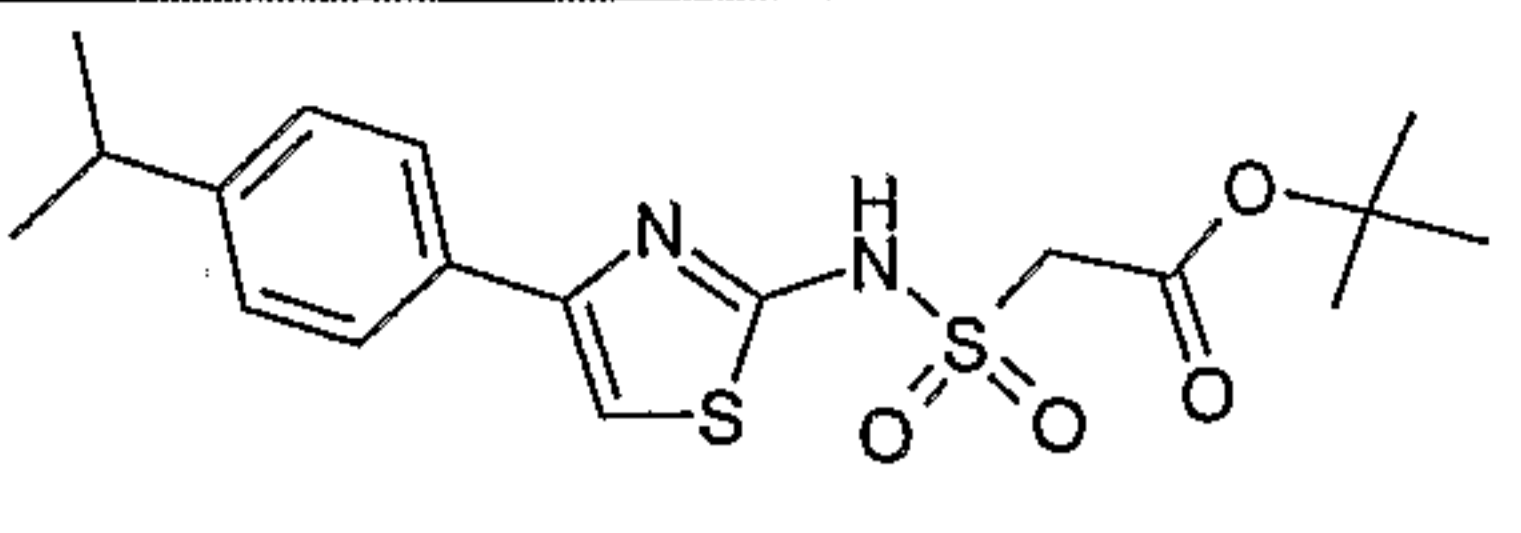
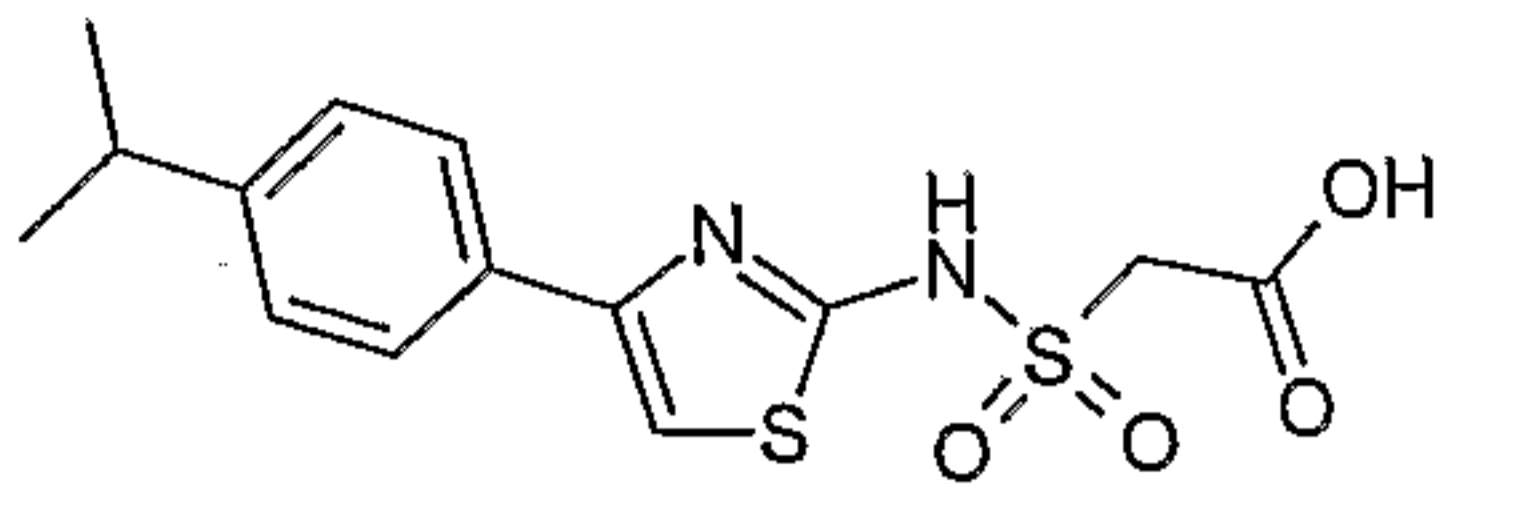
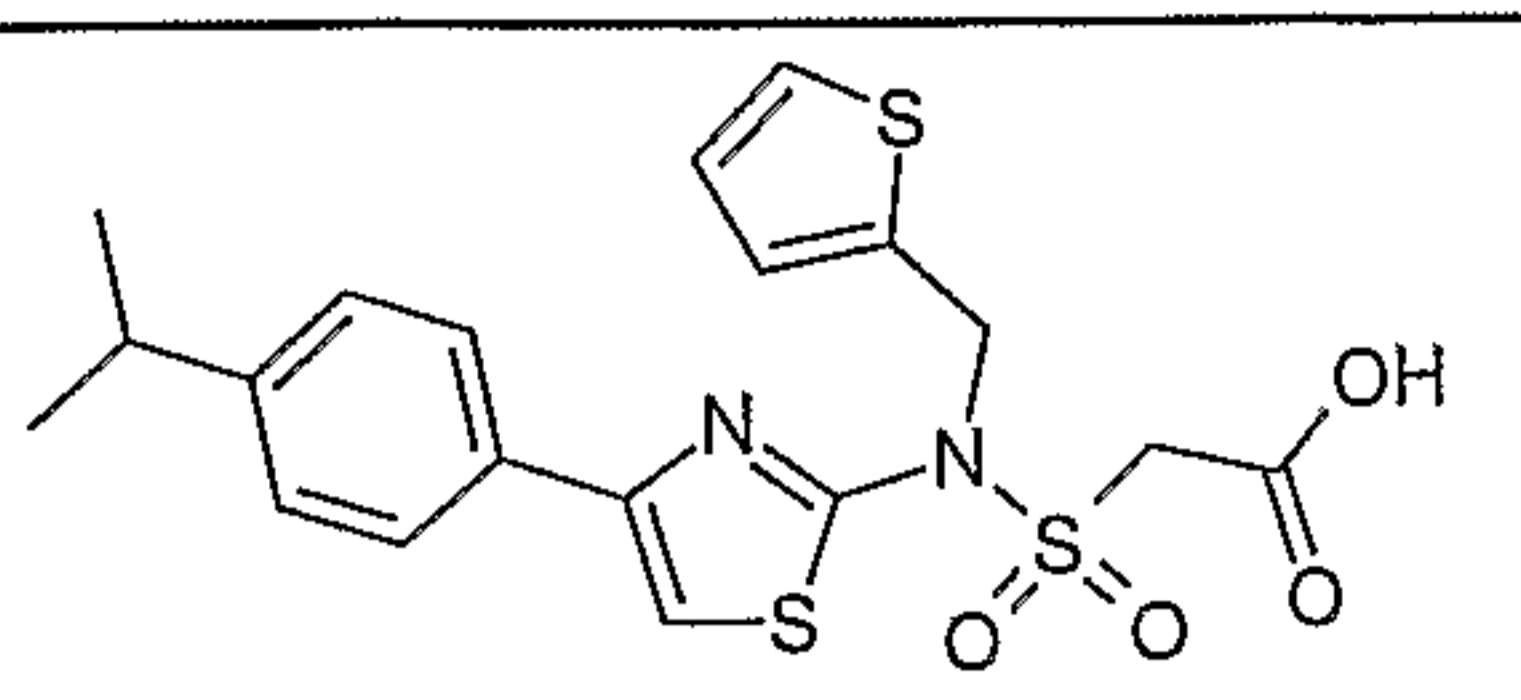
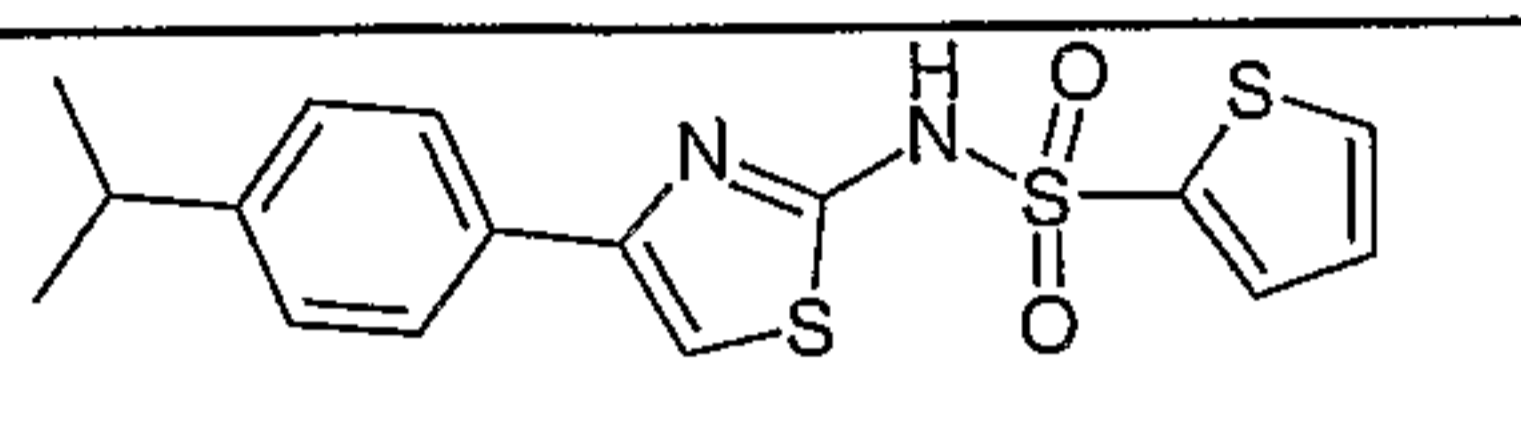
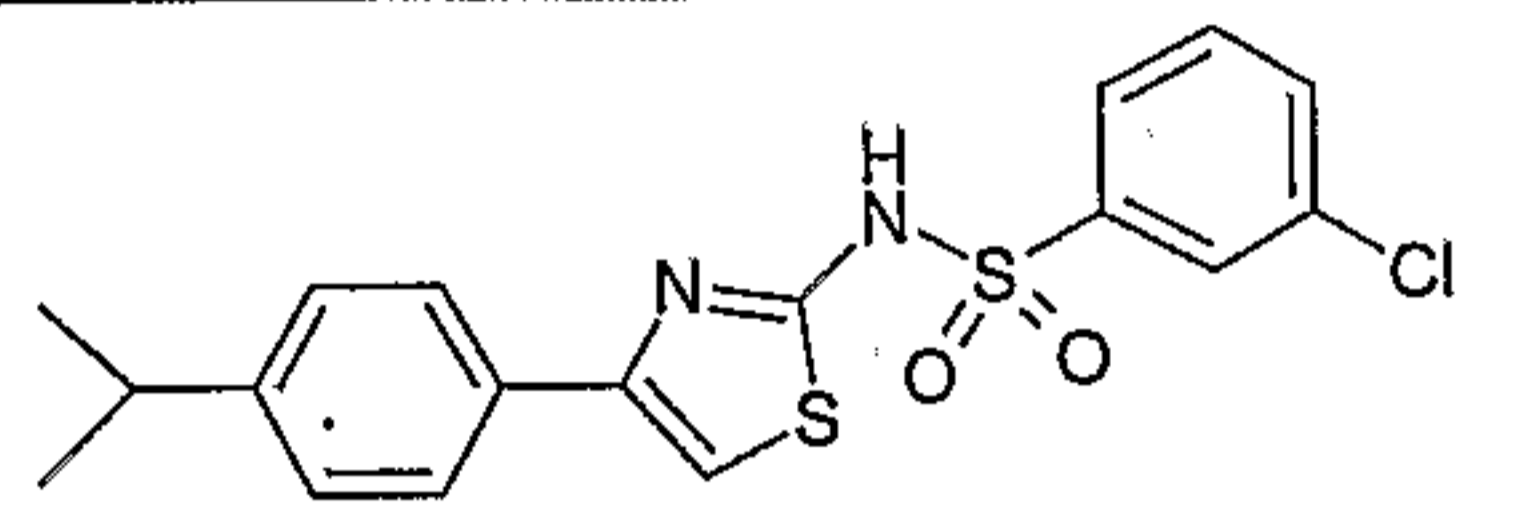
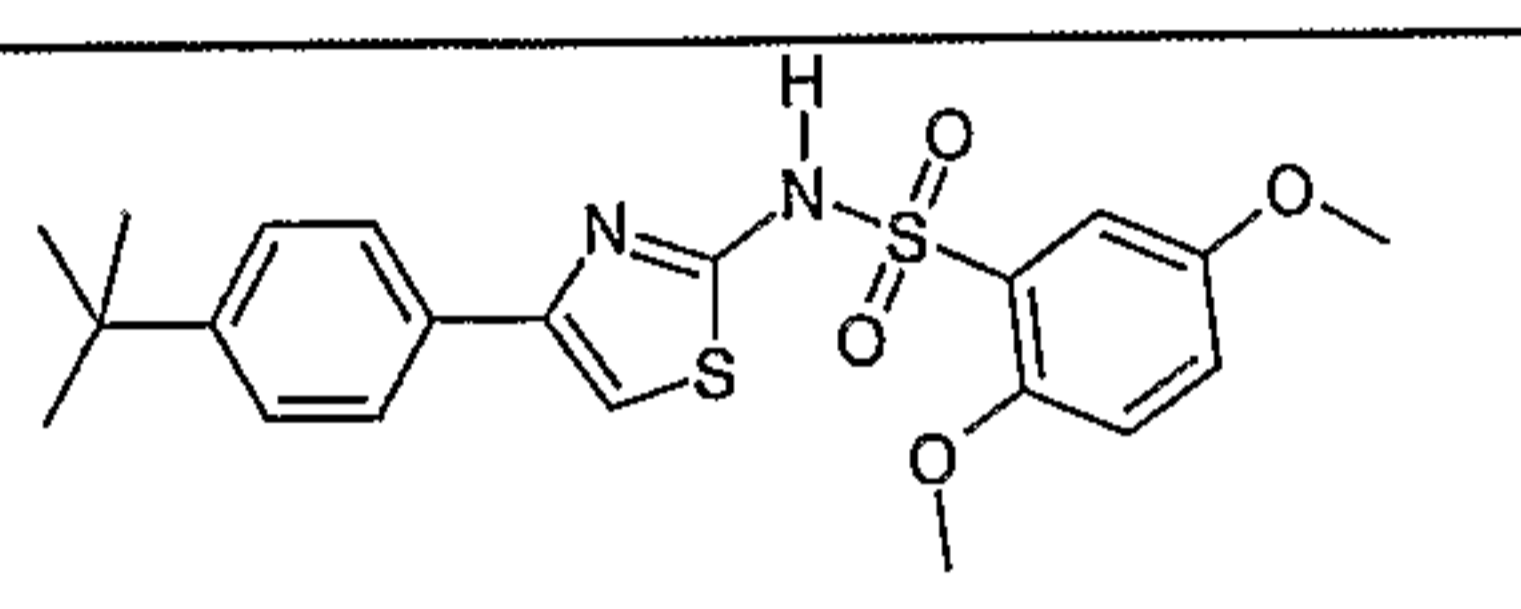
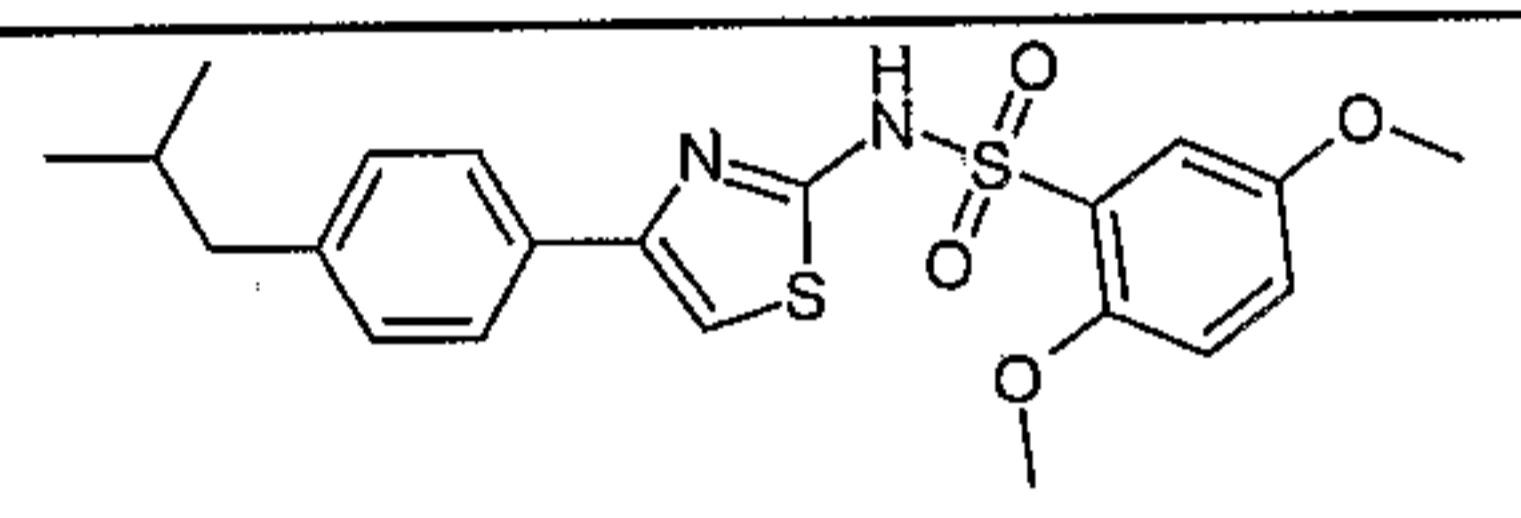
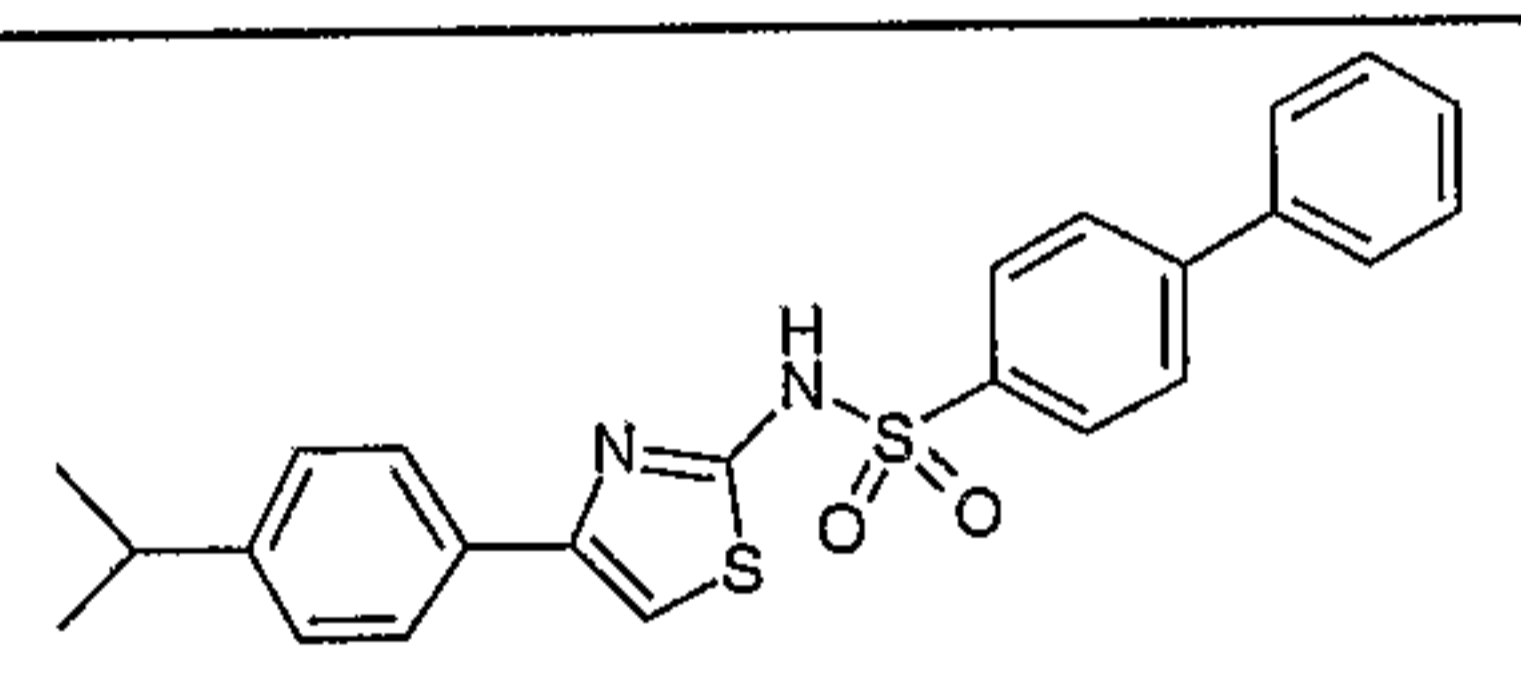
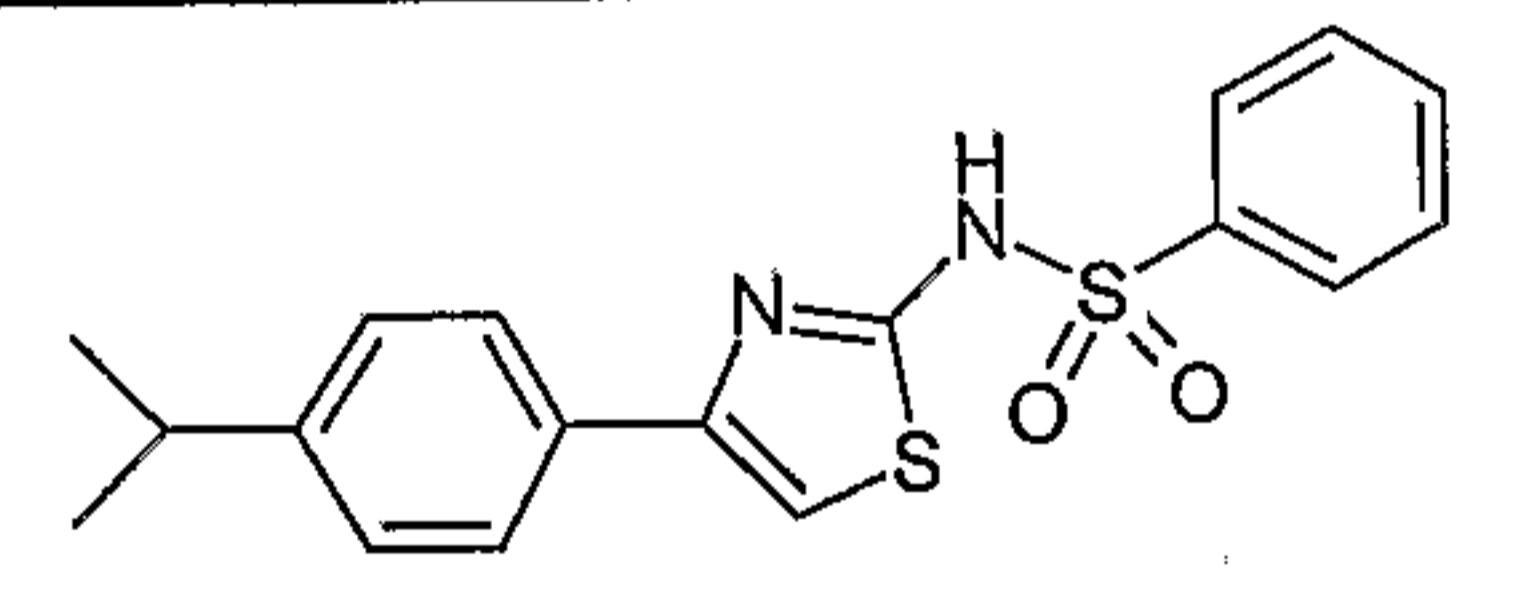
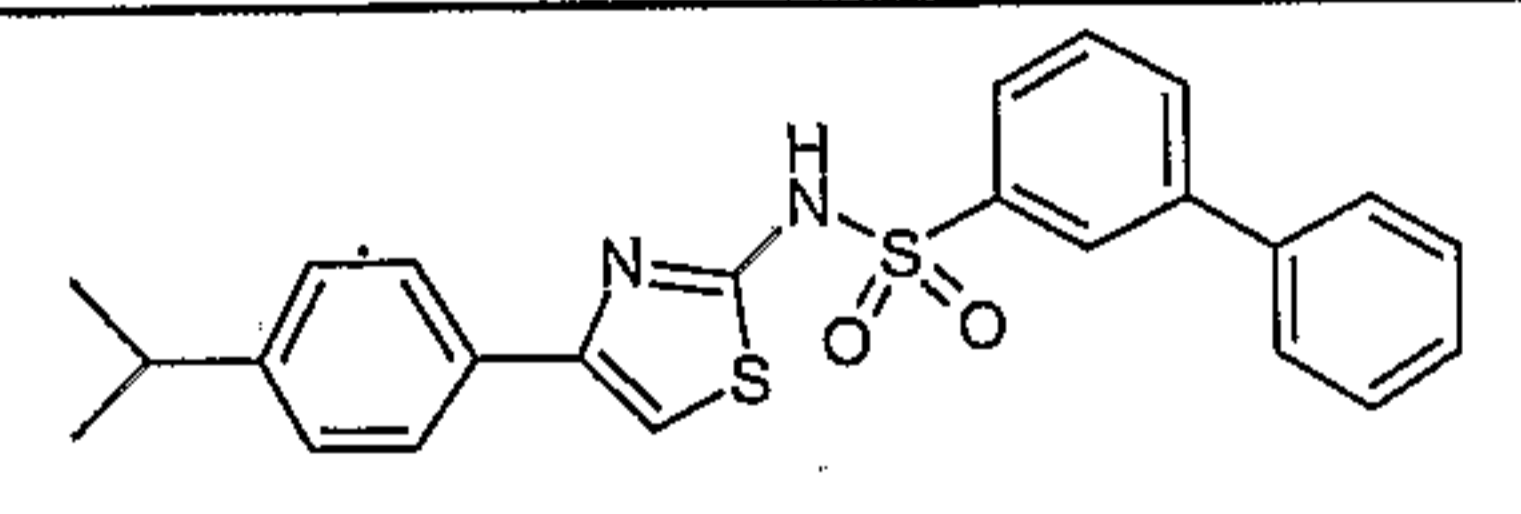
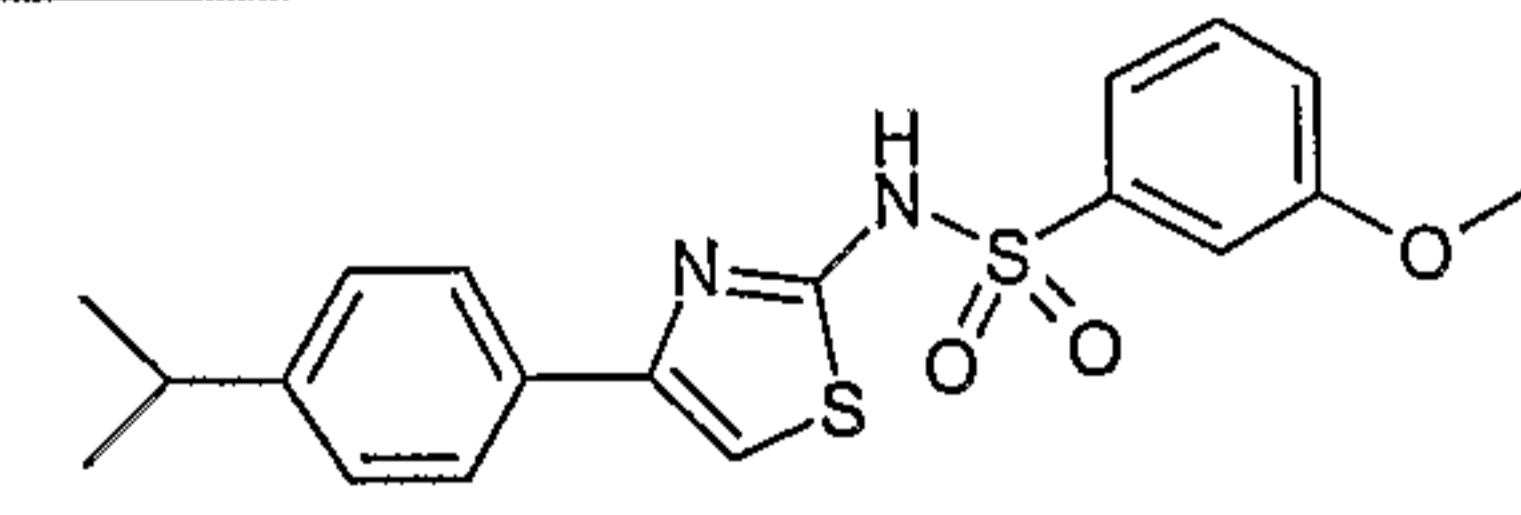
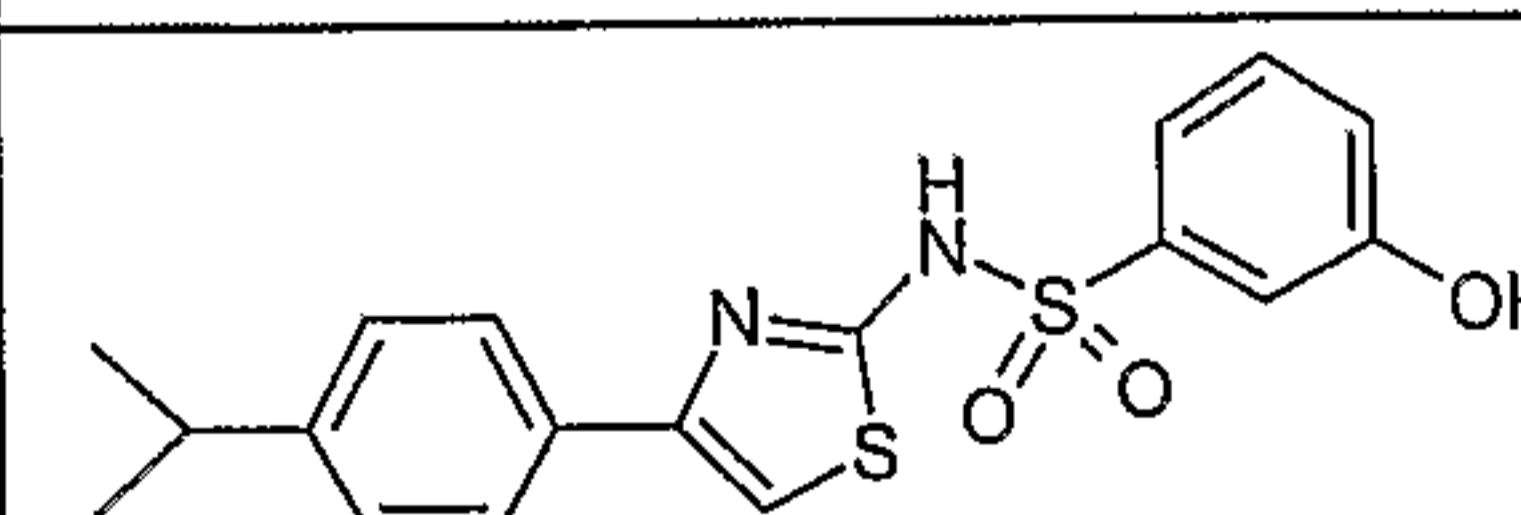
In another aspect, the present invention provides a pharmaceutically acceptable salt, prodrug, or solvate of compounds of Formula (I). In an embodiment, the prodrug comprises a biohydrolyzable ester or biohydrolyzable amide of a compound of Formula (I).

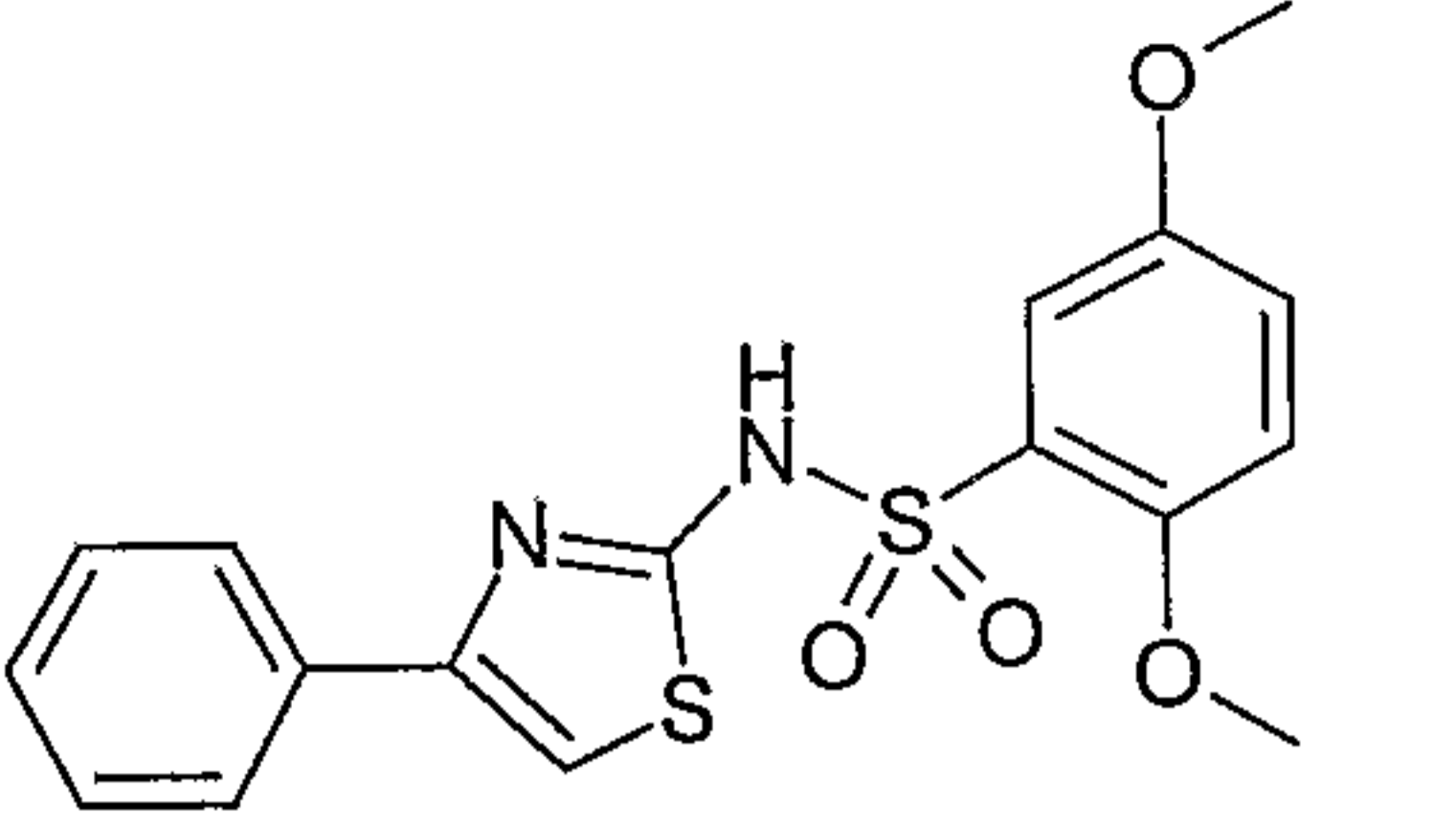
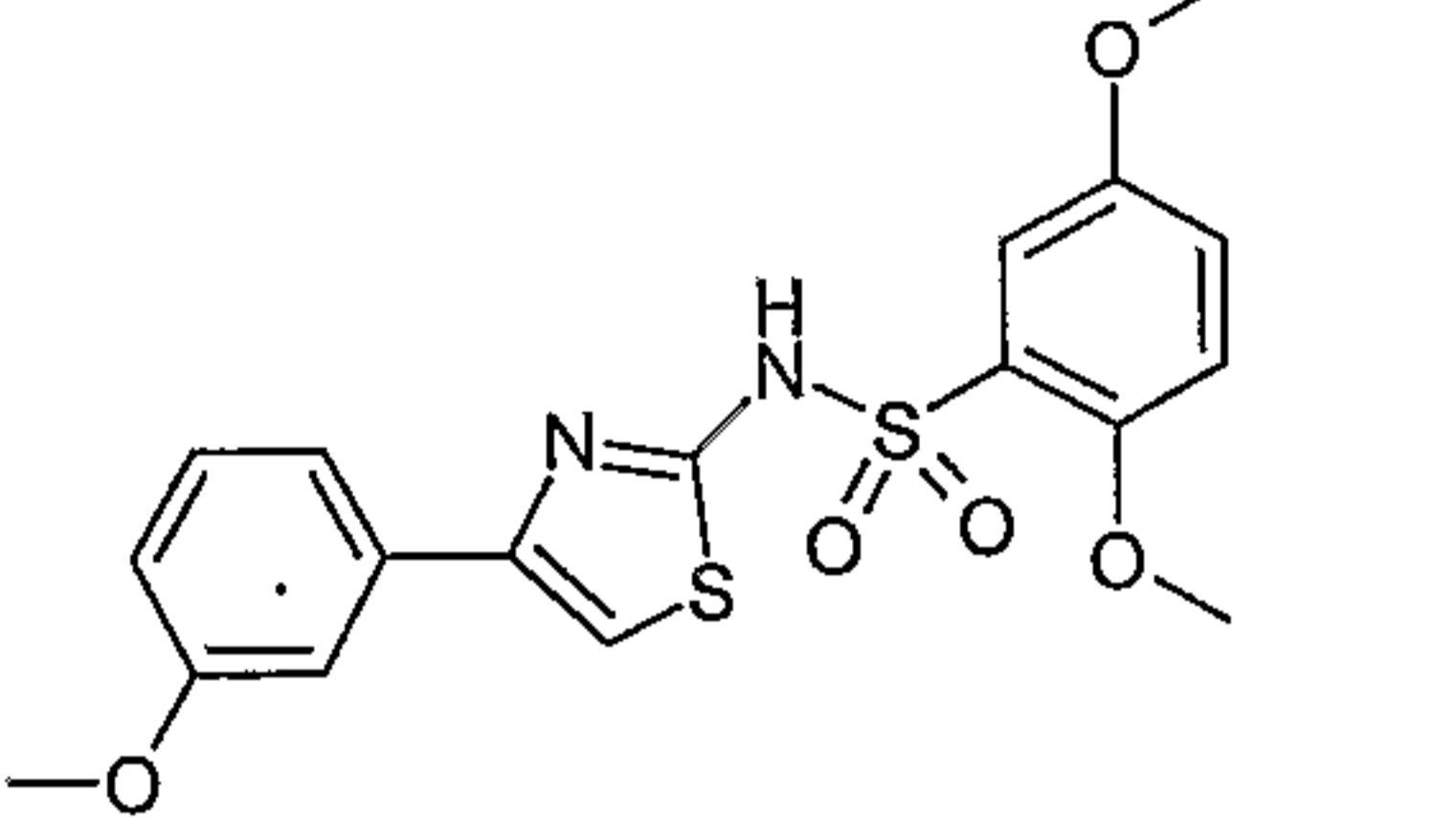
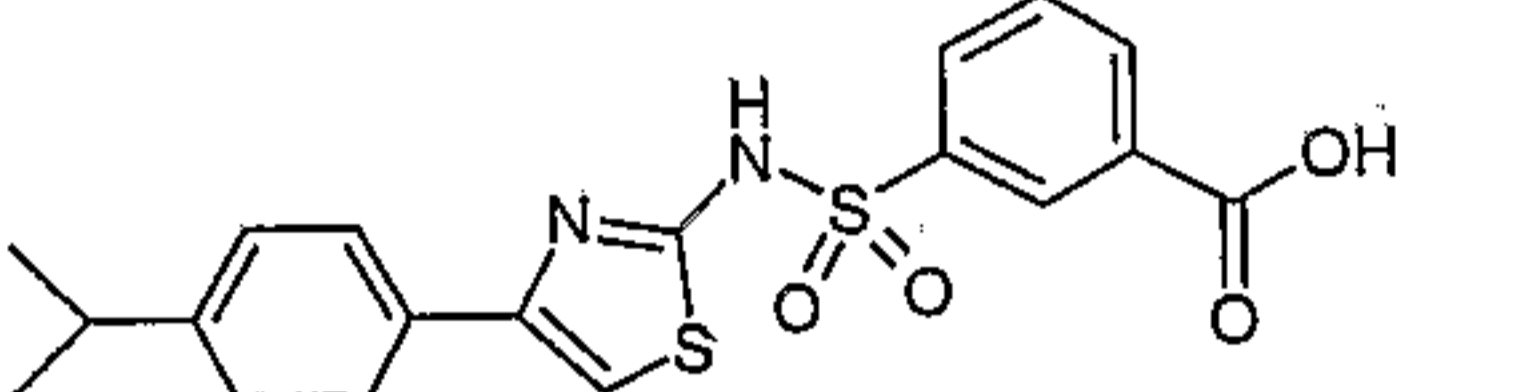
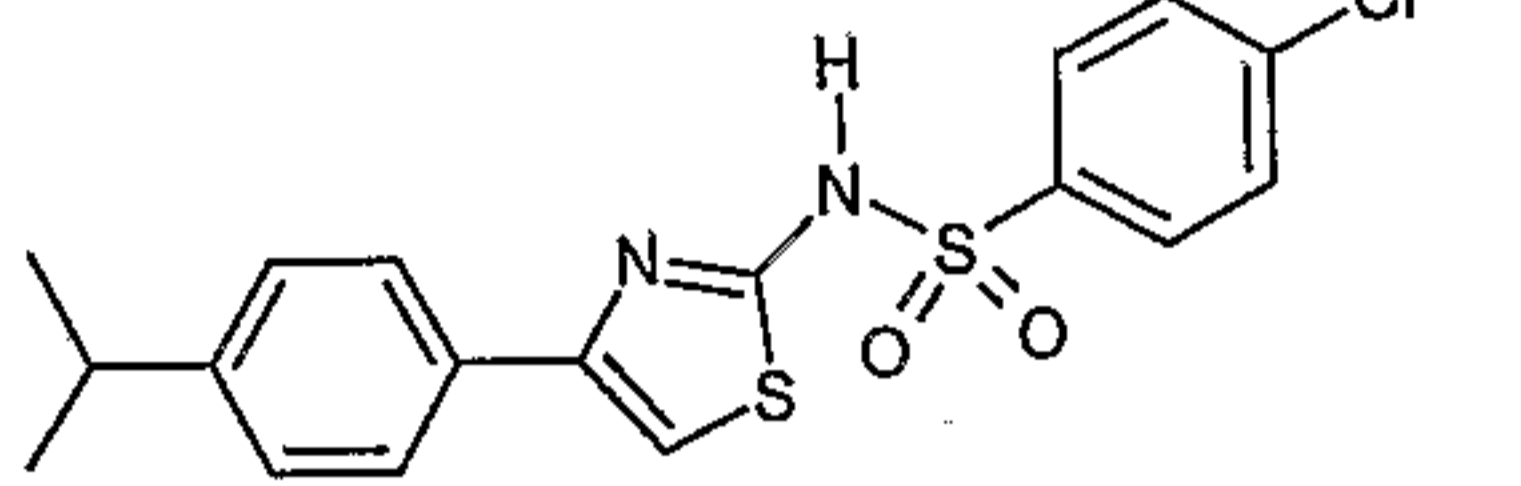
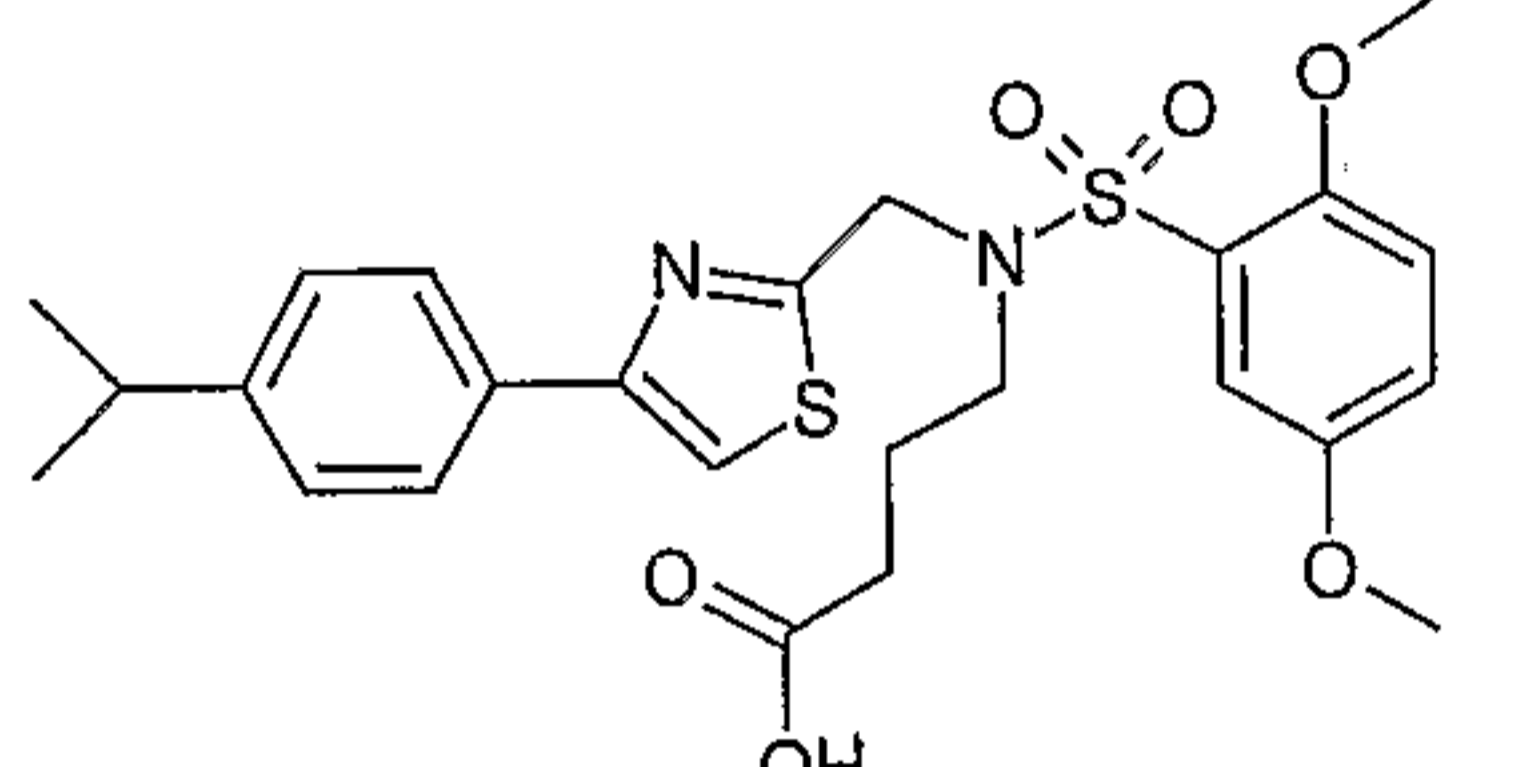
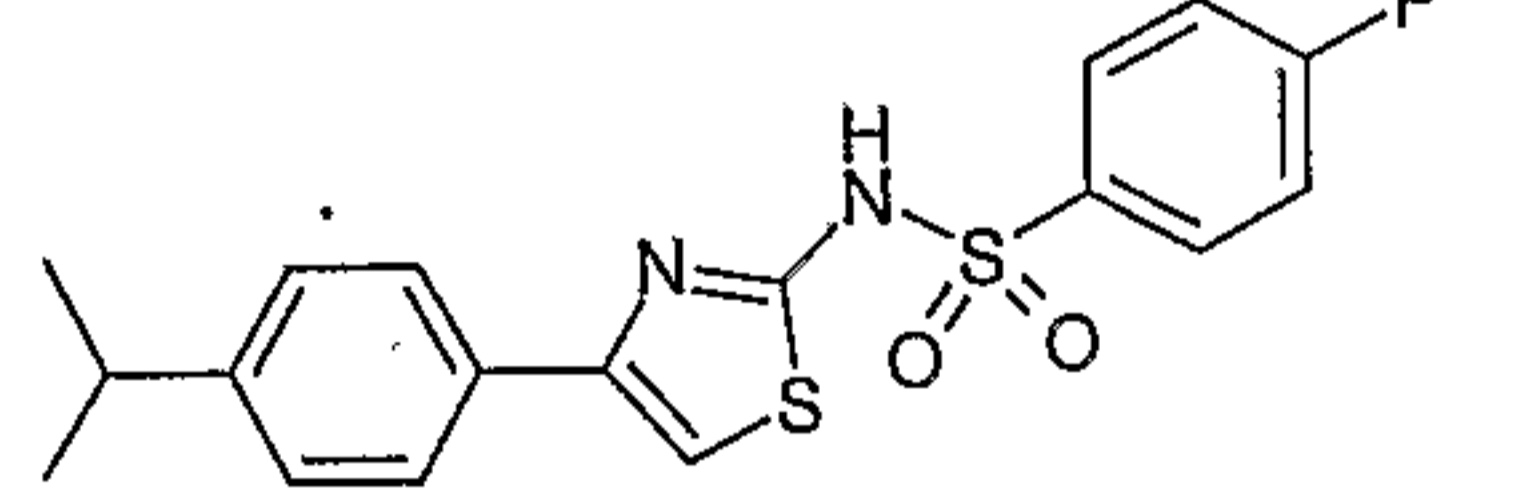
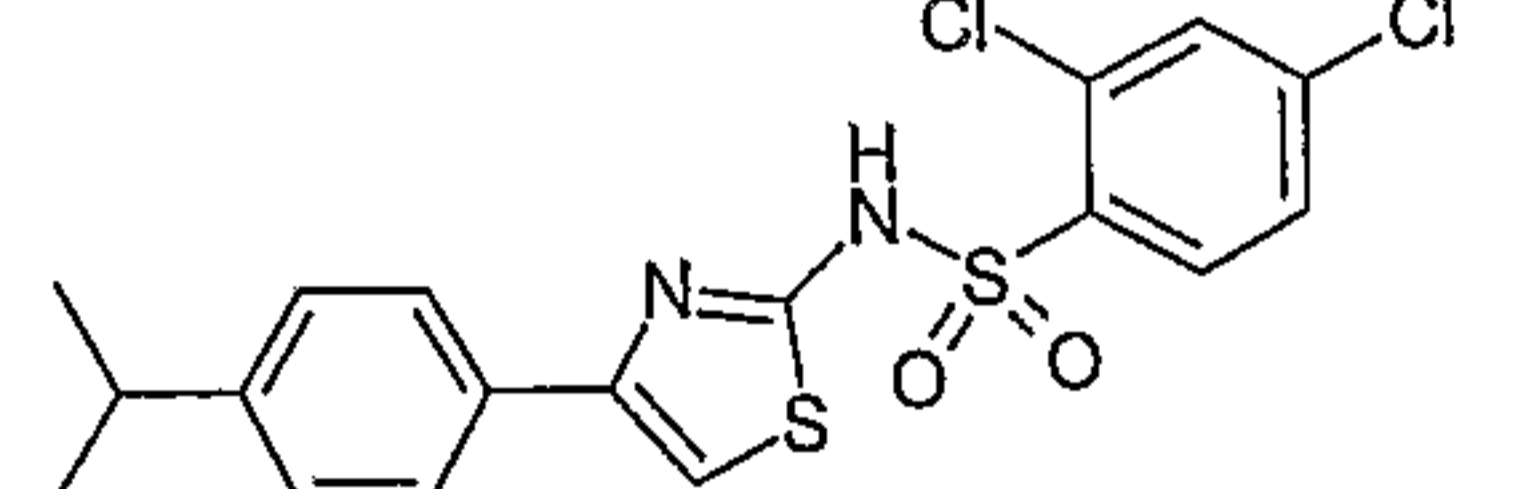
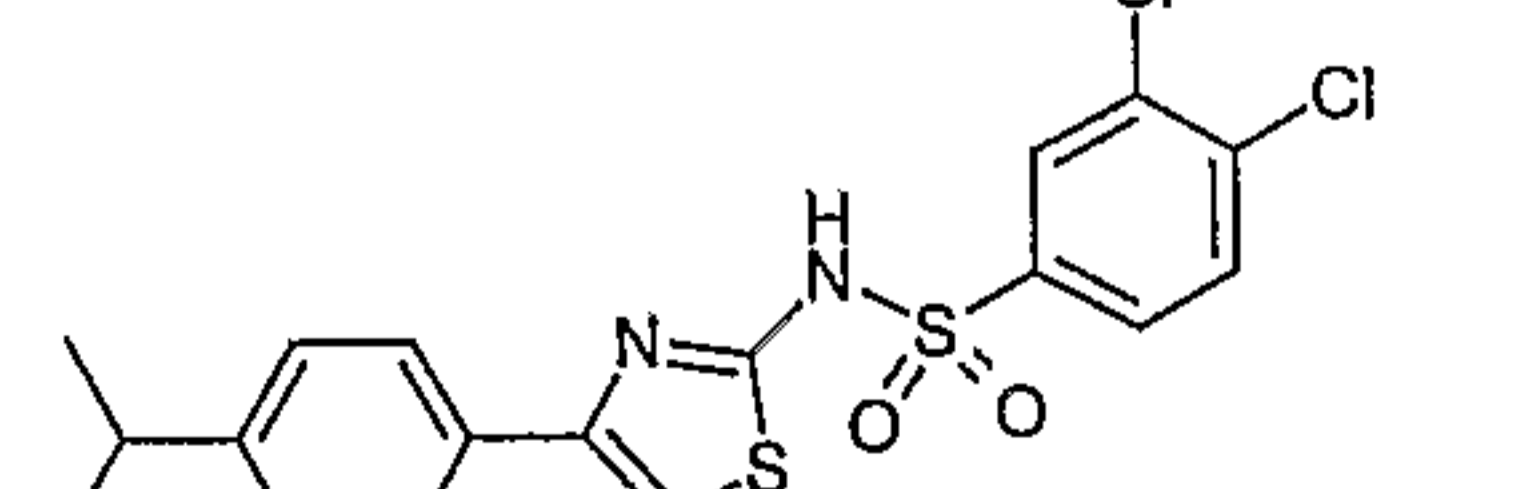
Examples of compounds of Formula (I) or salts thereof having potentially useful biological activity are listed by name below in Table 1. The ability of compounds Formula (I) to inhibit AgRP interaction with MC-4R was established with representative compounds of Formula (I) listed in Table I using the assay described below. The compounds of Formula (I) in Table I showed an increase in cAMP production and a reduction in fluorescence polarization in the assay and possess an effective concentration for half maximal effect (EC50) in the assay of less than 15 μ M.

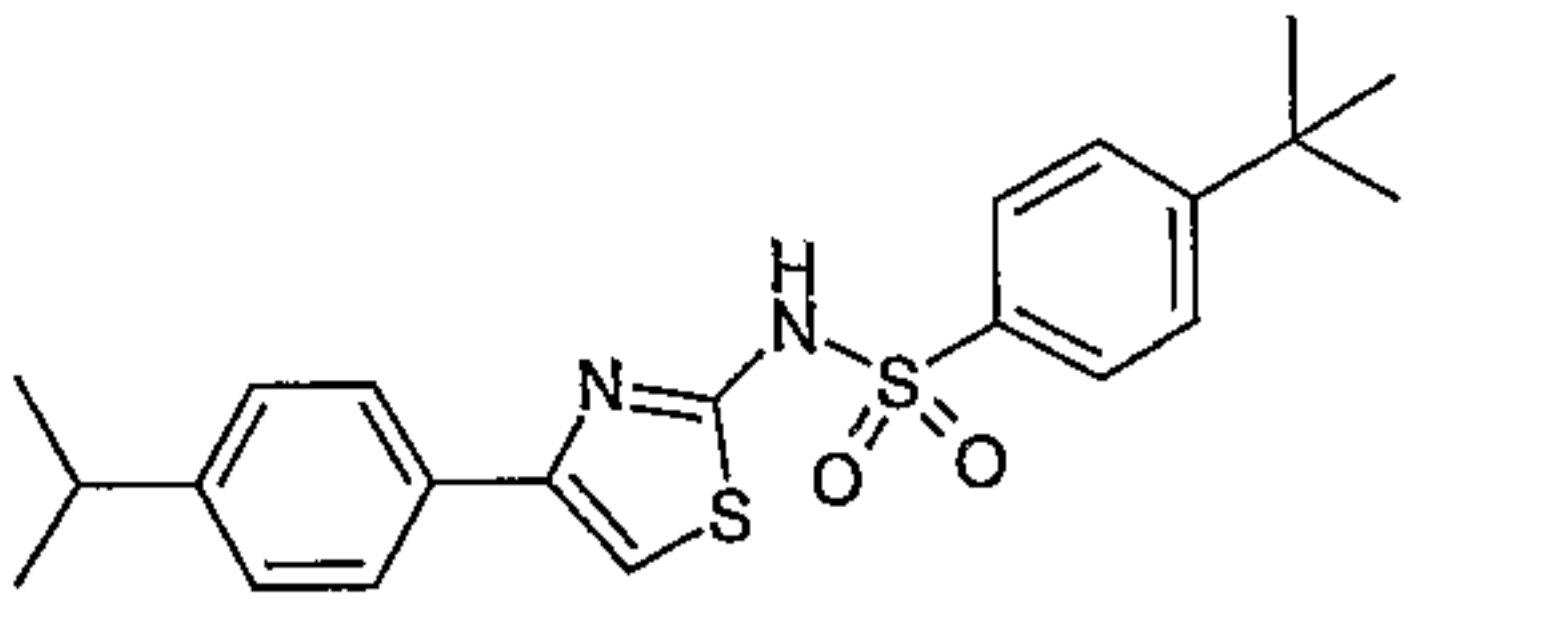
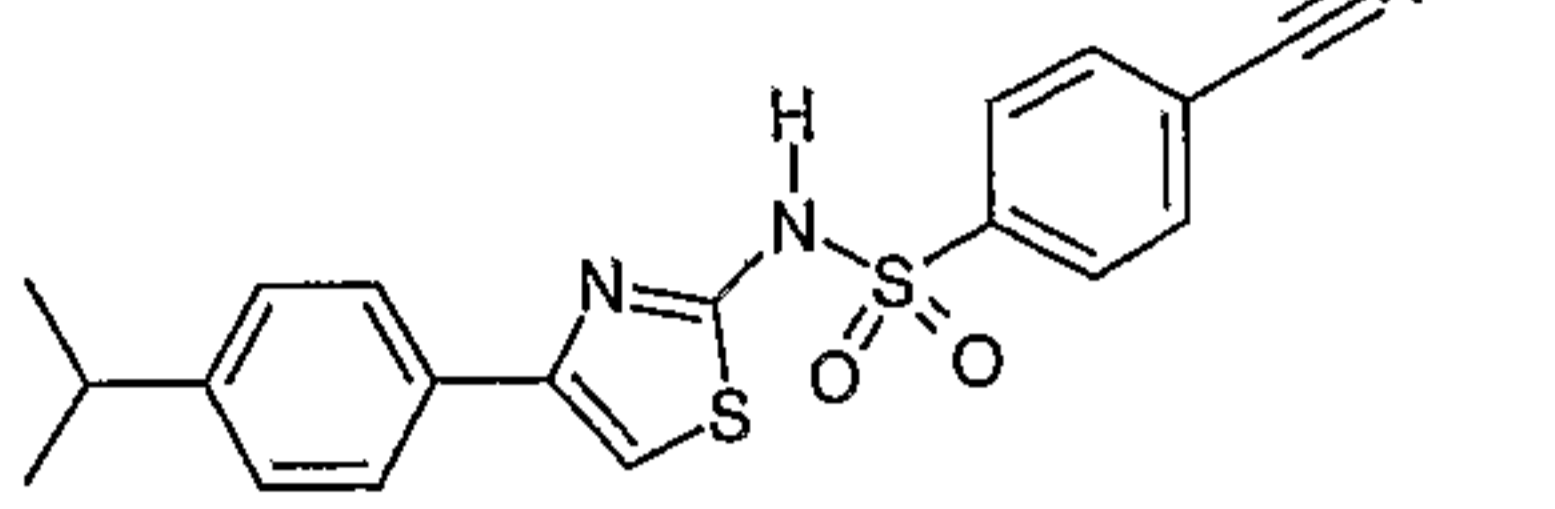
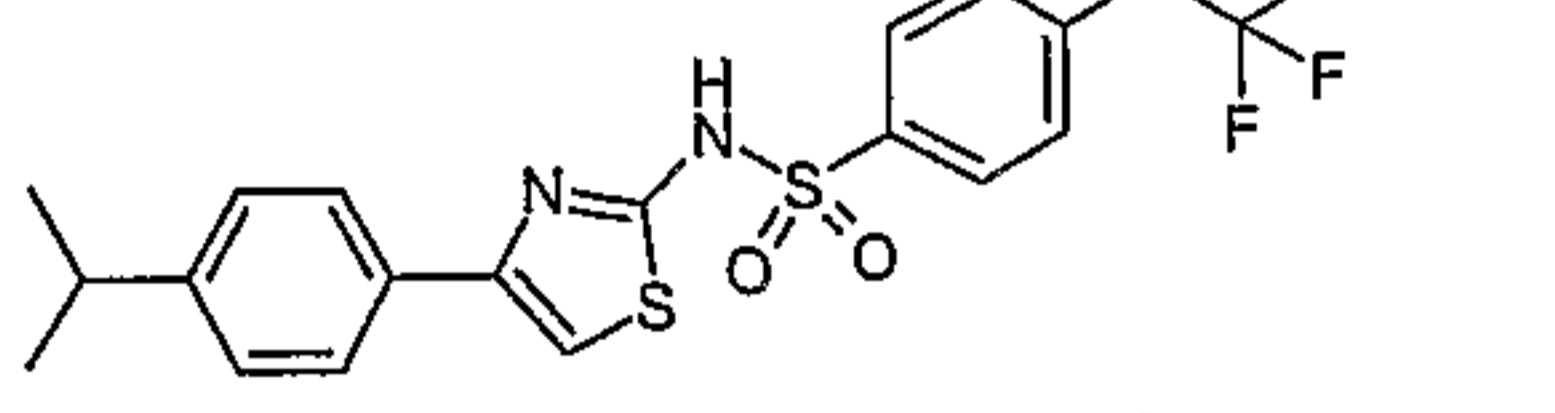
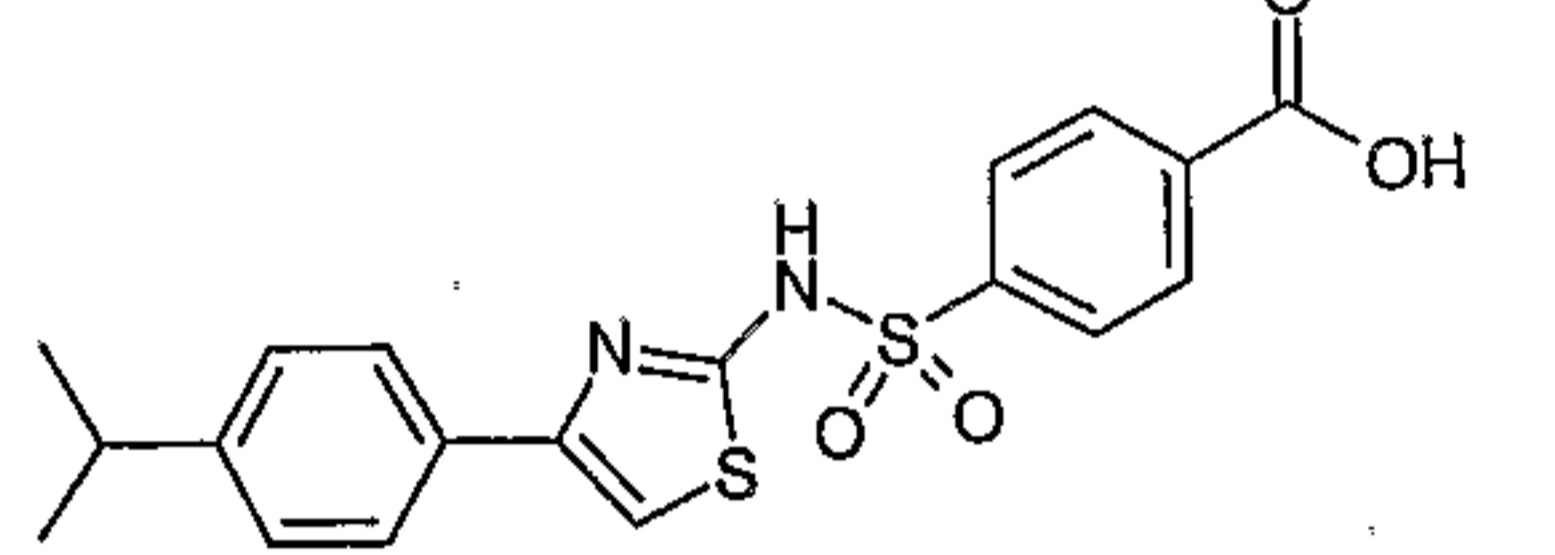
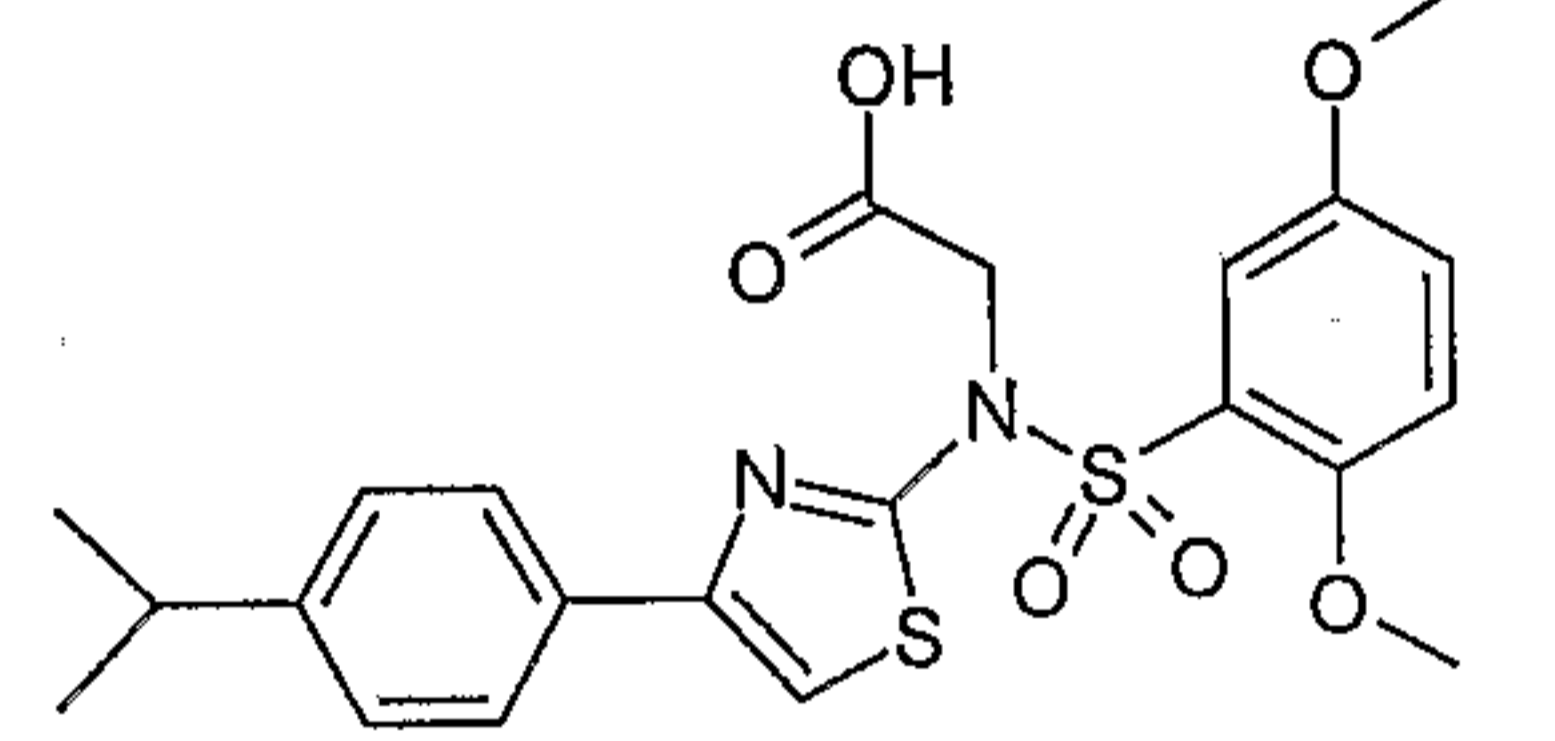
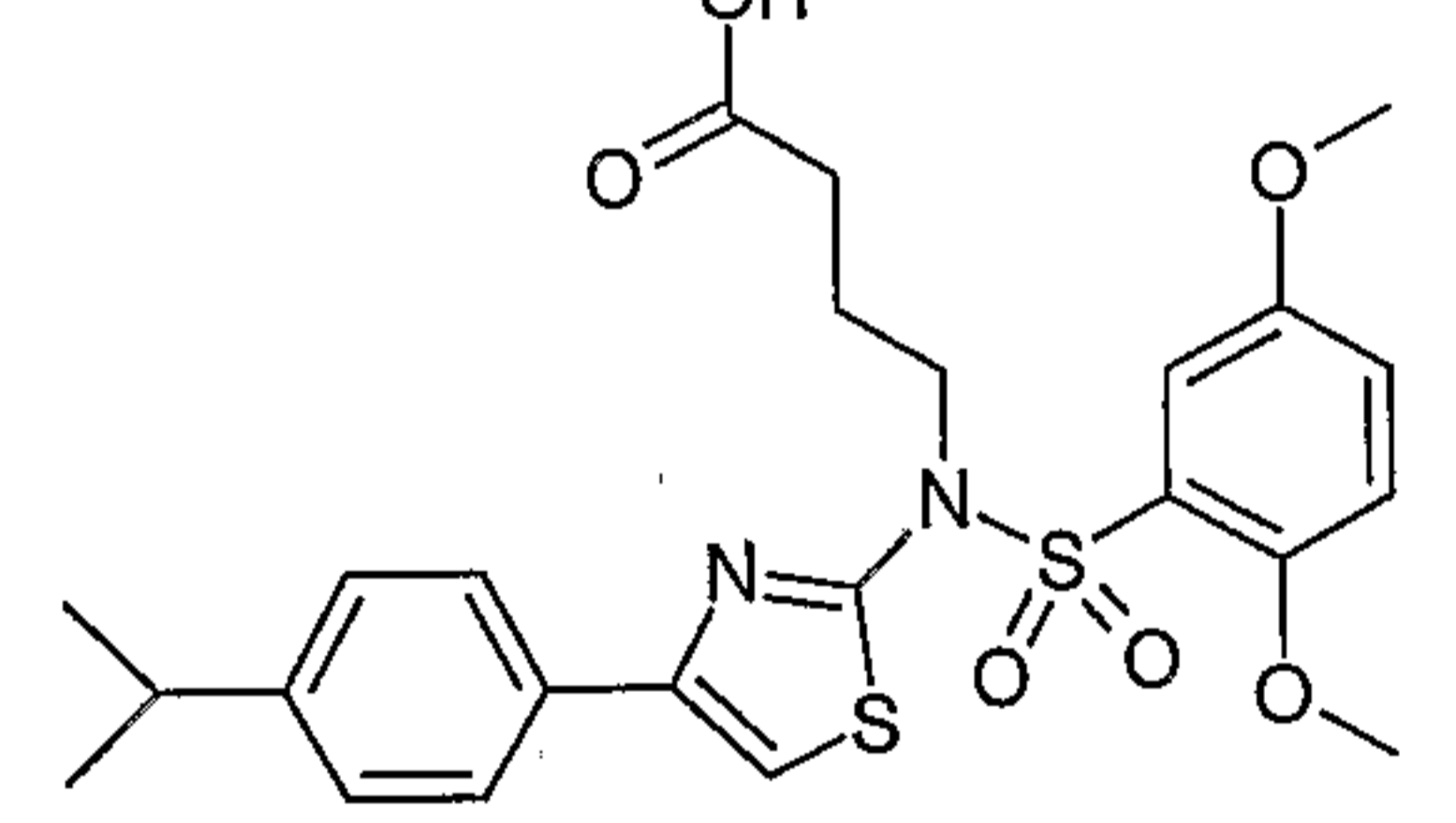
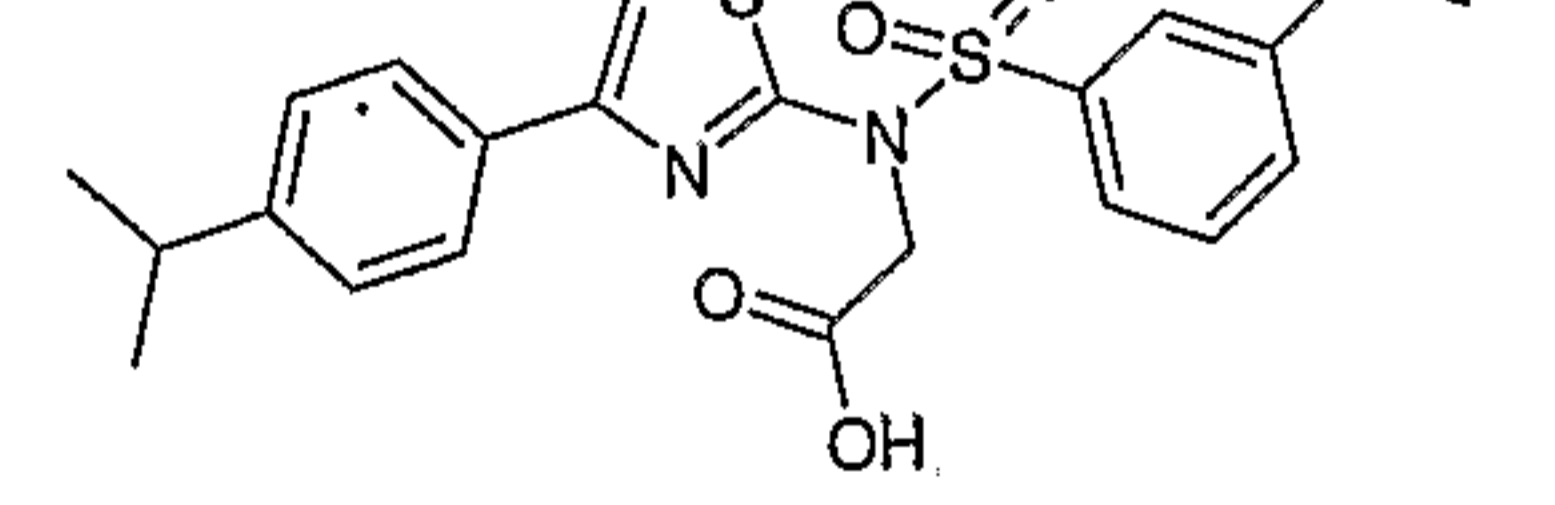
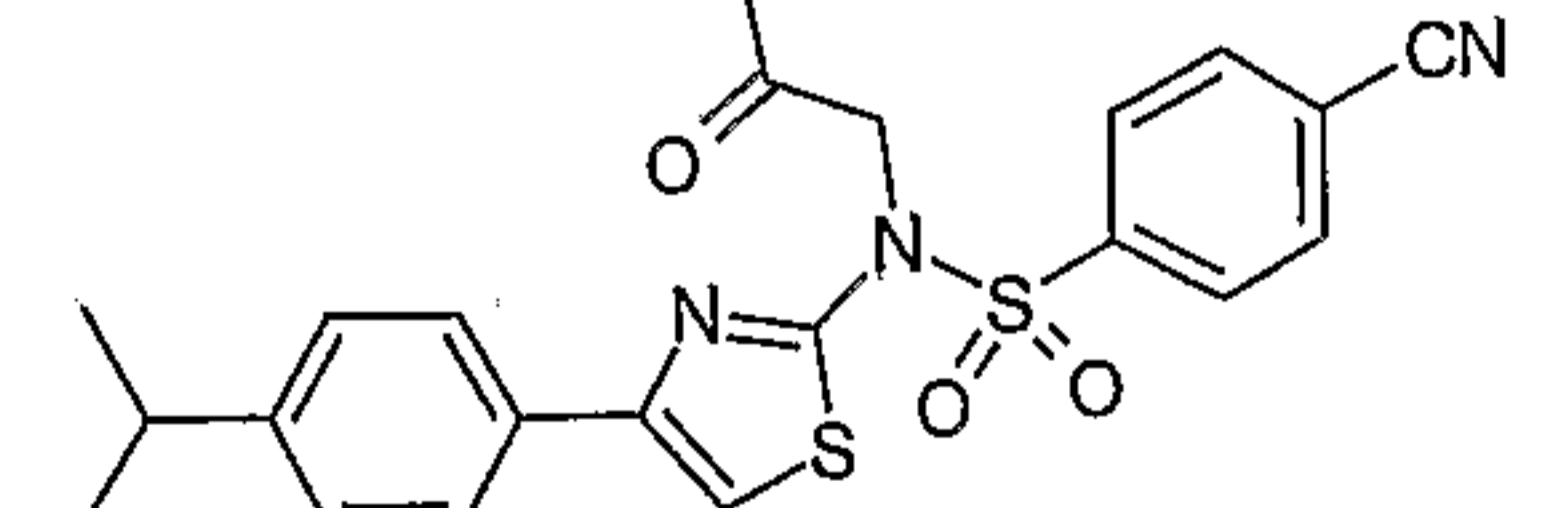
Compounds that inhibit AgRP functional interaction with a melanocortin receptor are potentially useful in treating diseases or conditions that may be responsive to the modulation of melanocortin receptors. The compounds of Formula (I) of the present invention may therefore be potentially useful in the treatment of obesity and obesity-related disorders. The compounds of this invention may also potentially be useful in prevention of weight gain.

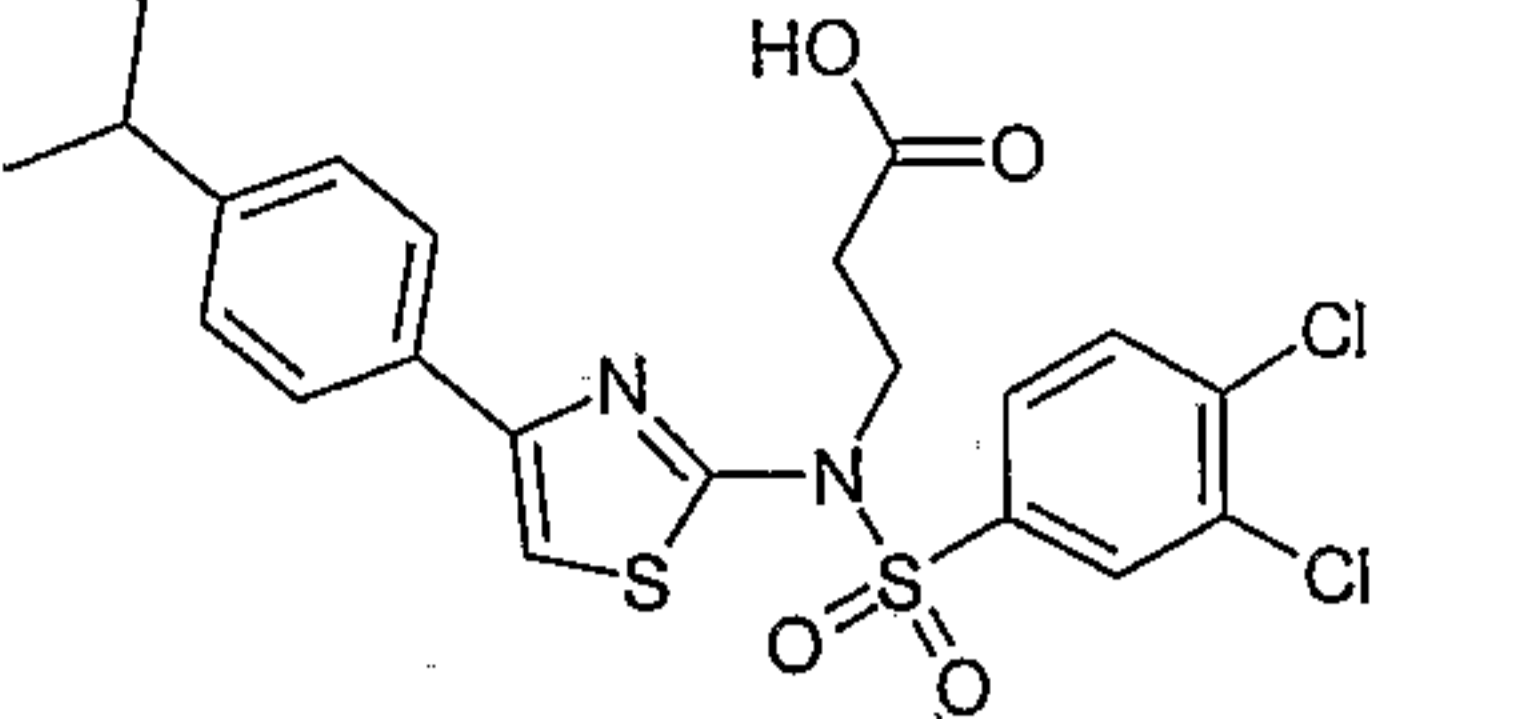
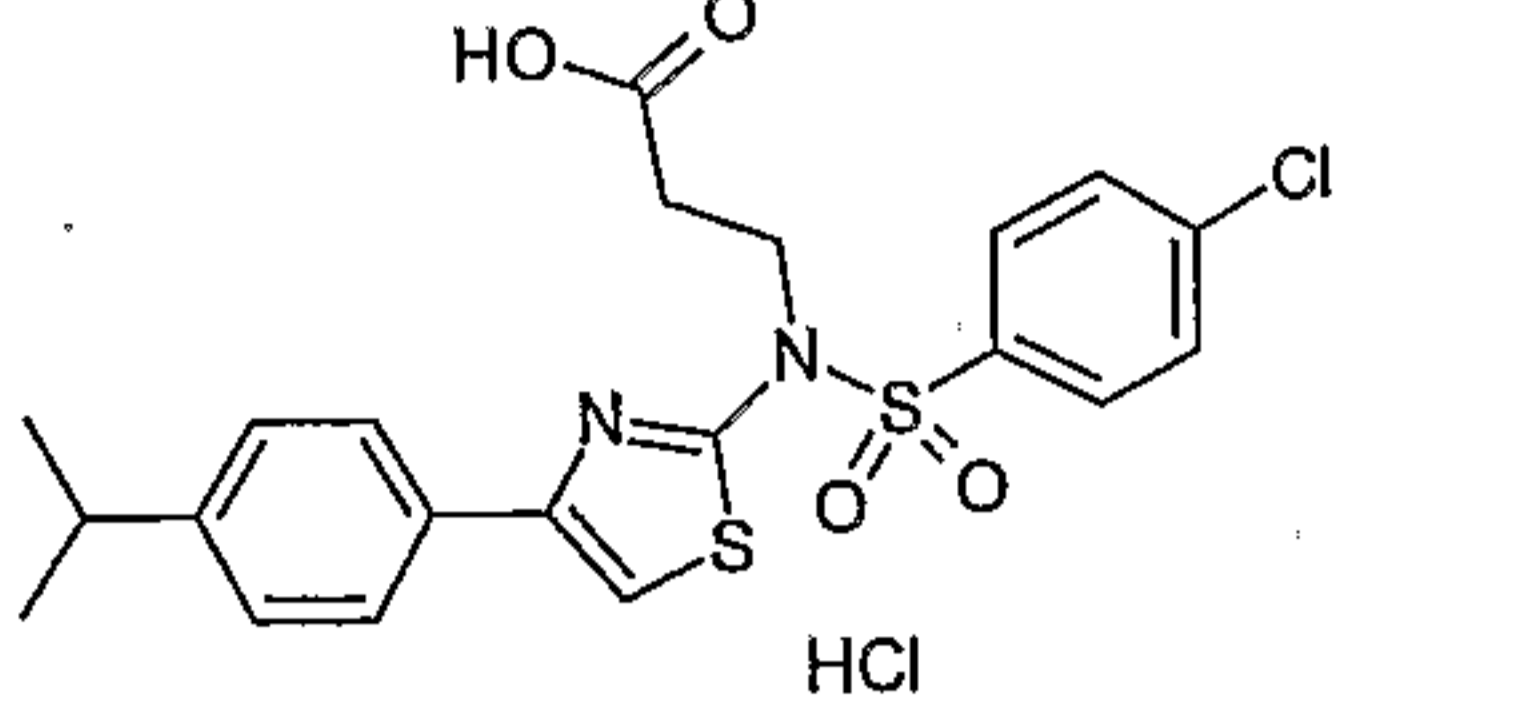
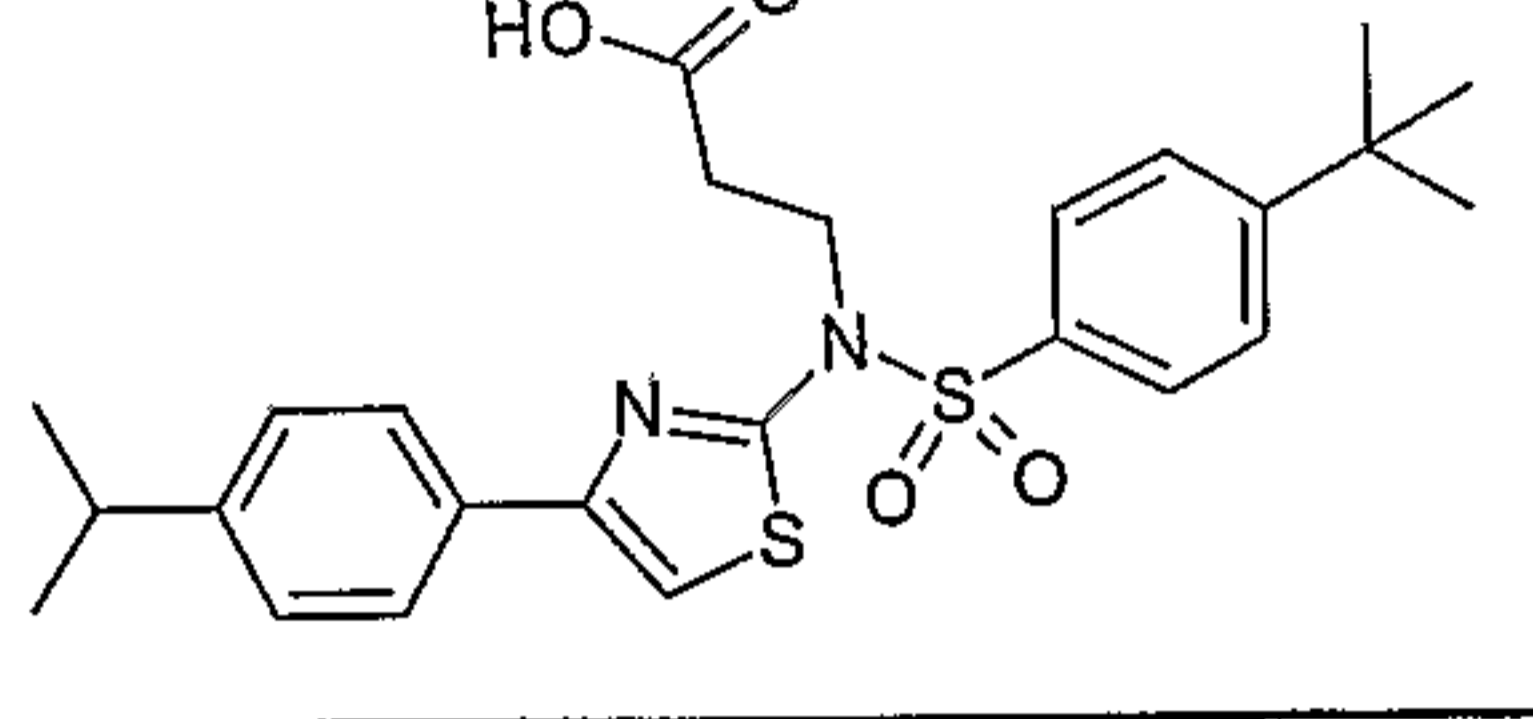
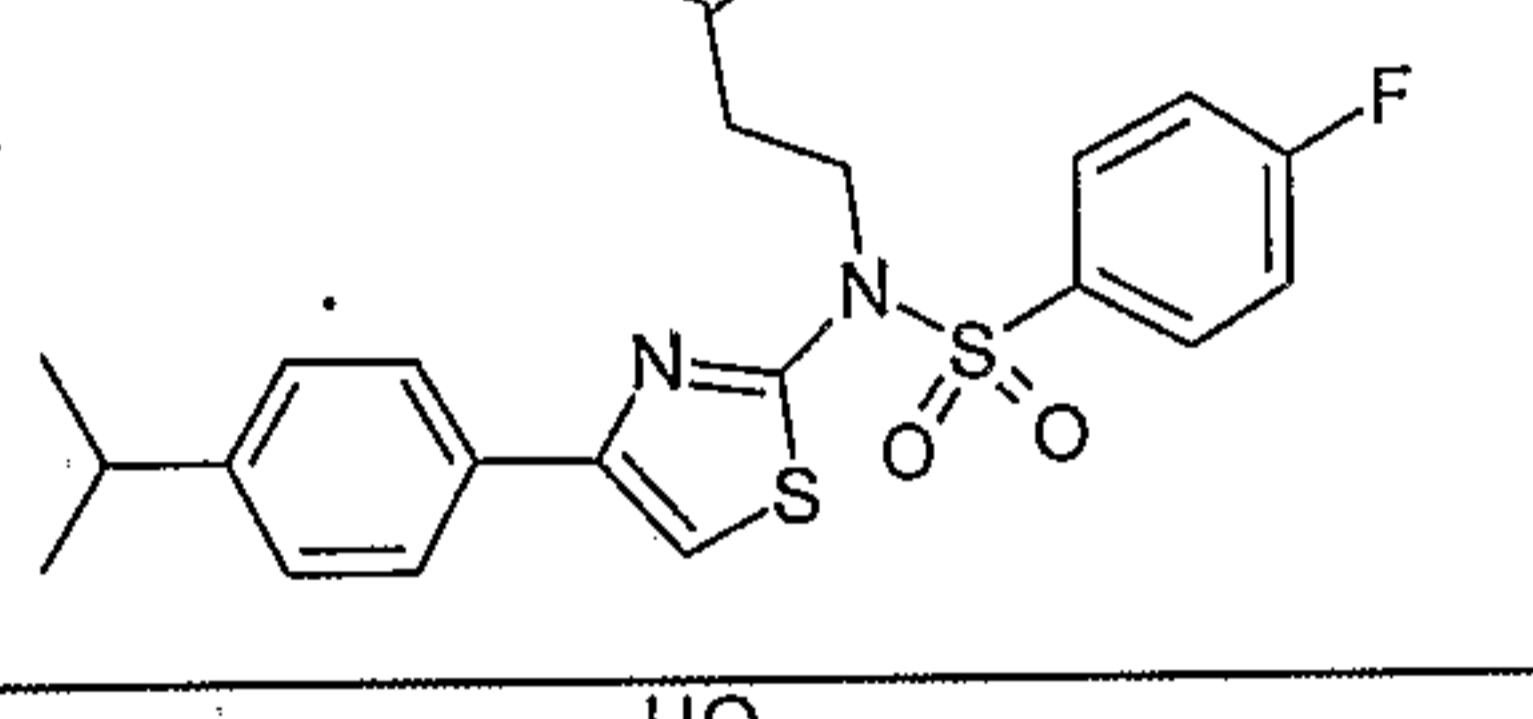
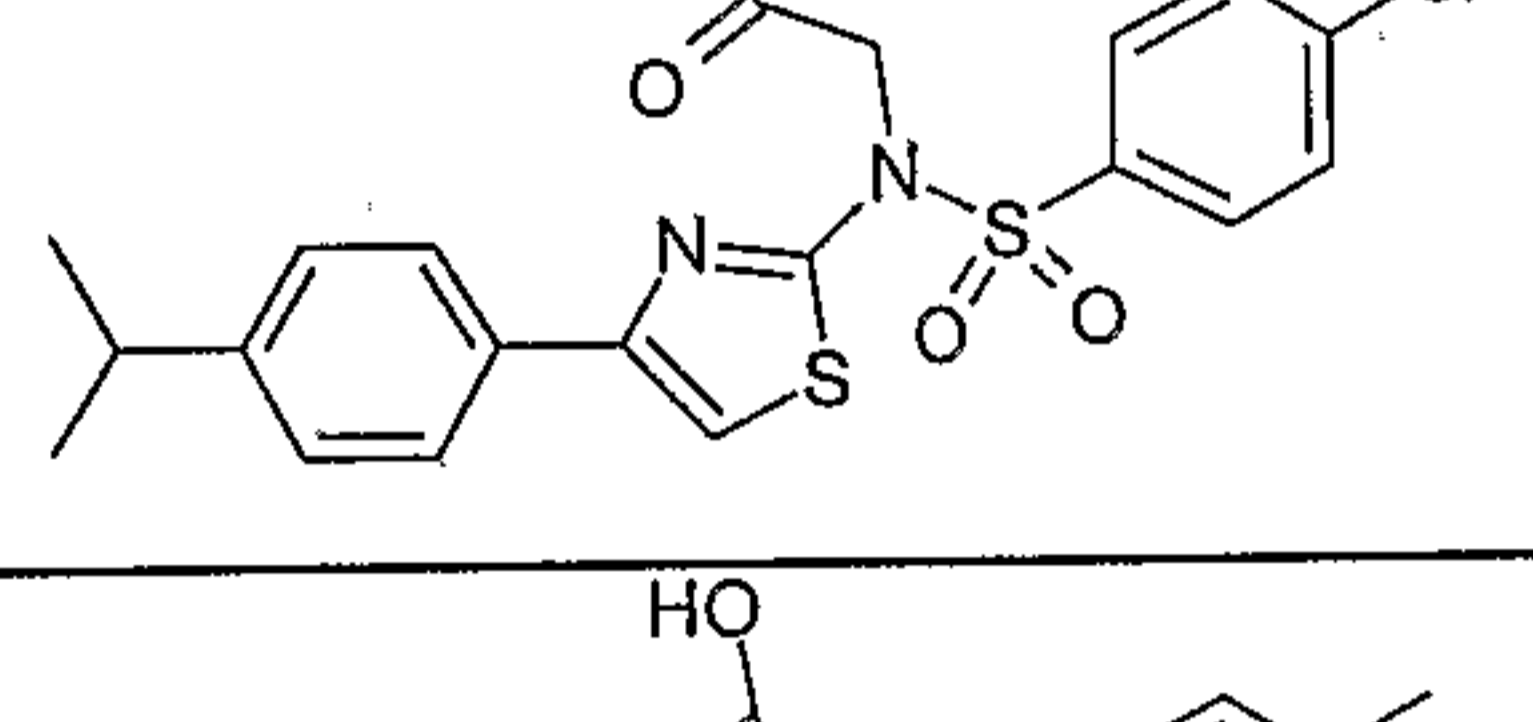
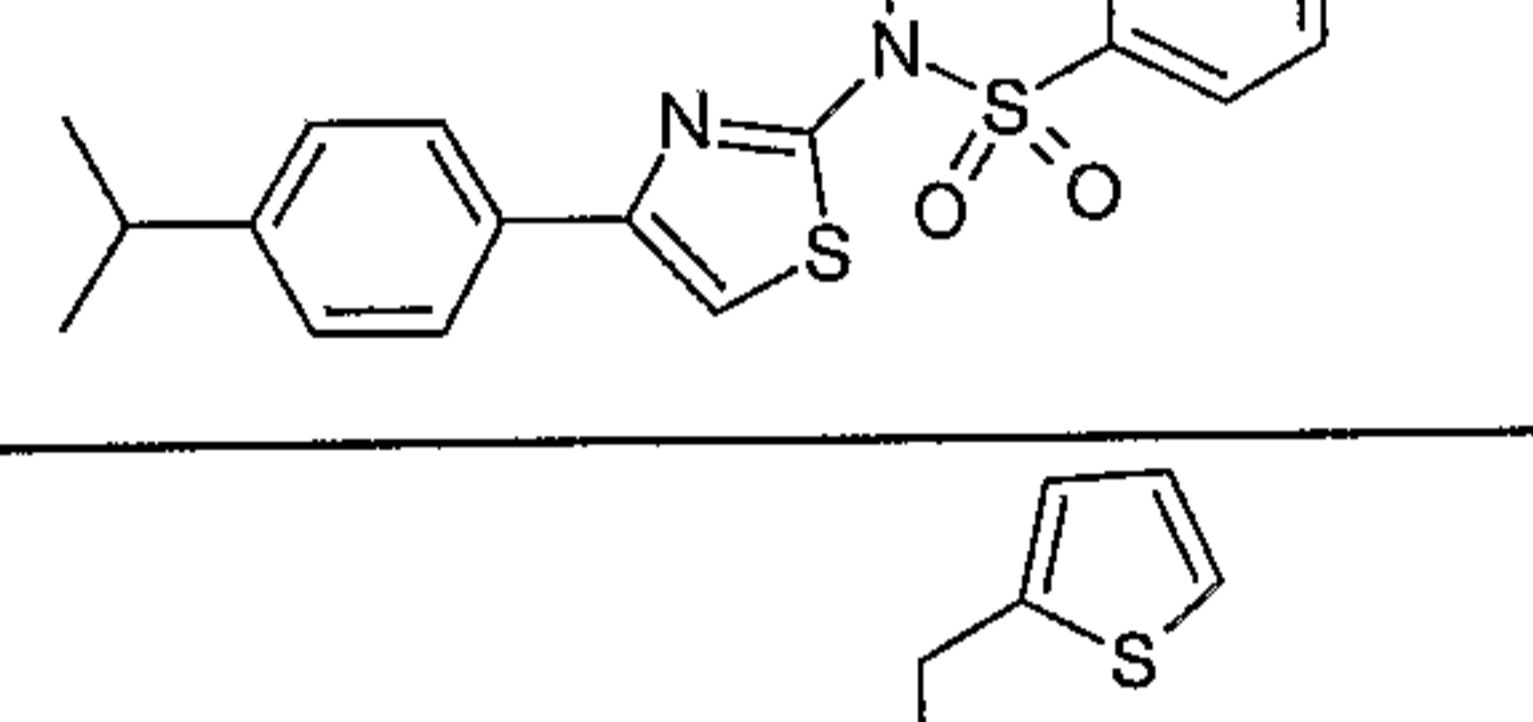
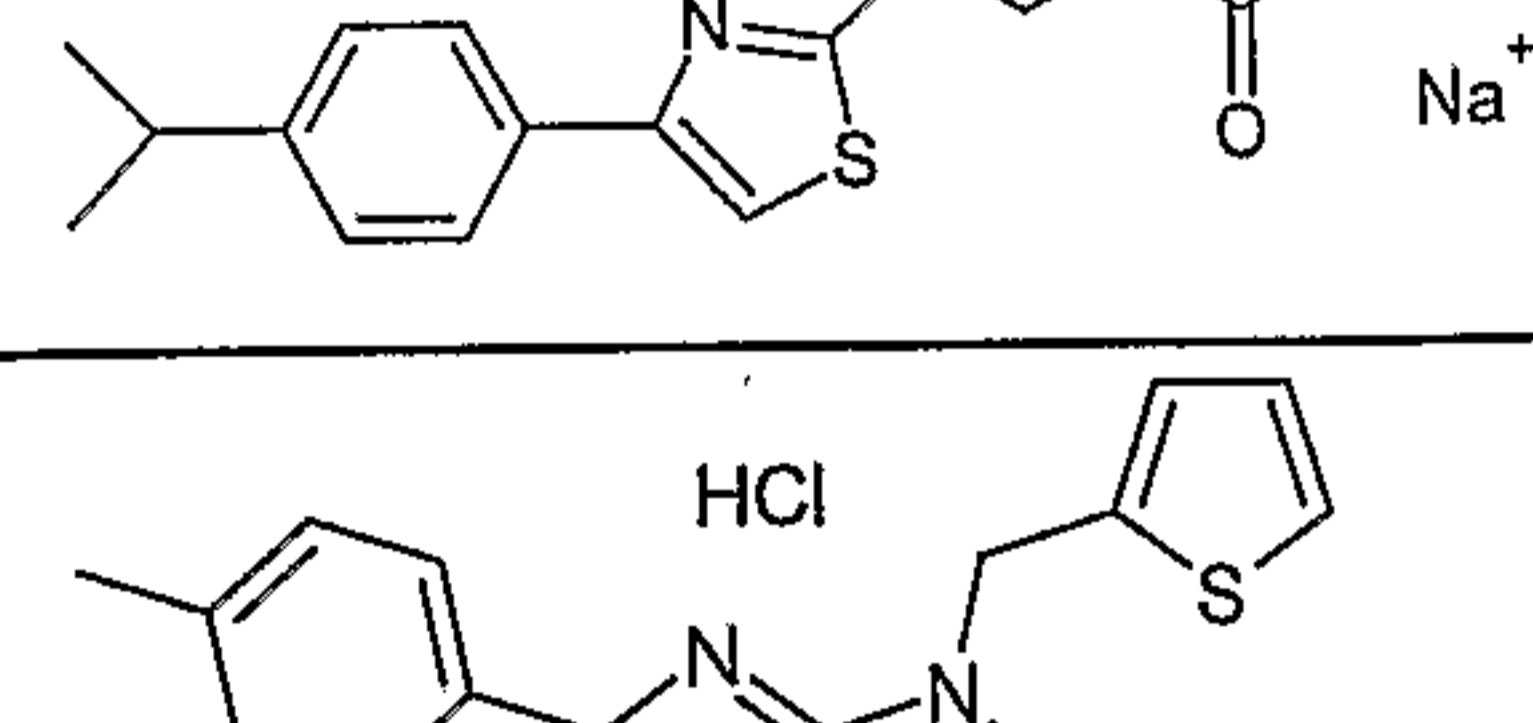
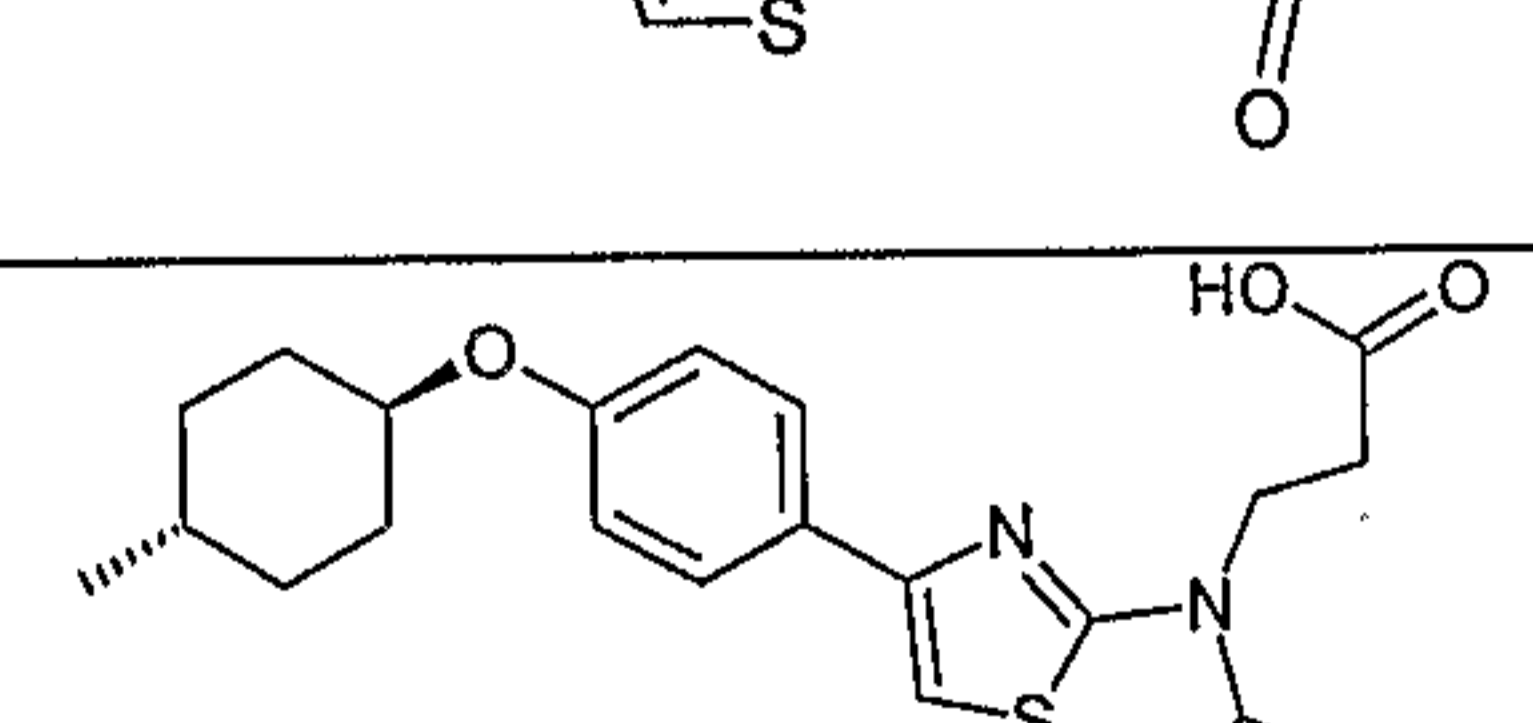

Table 1

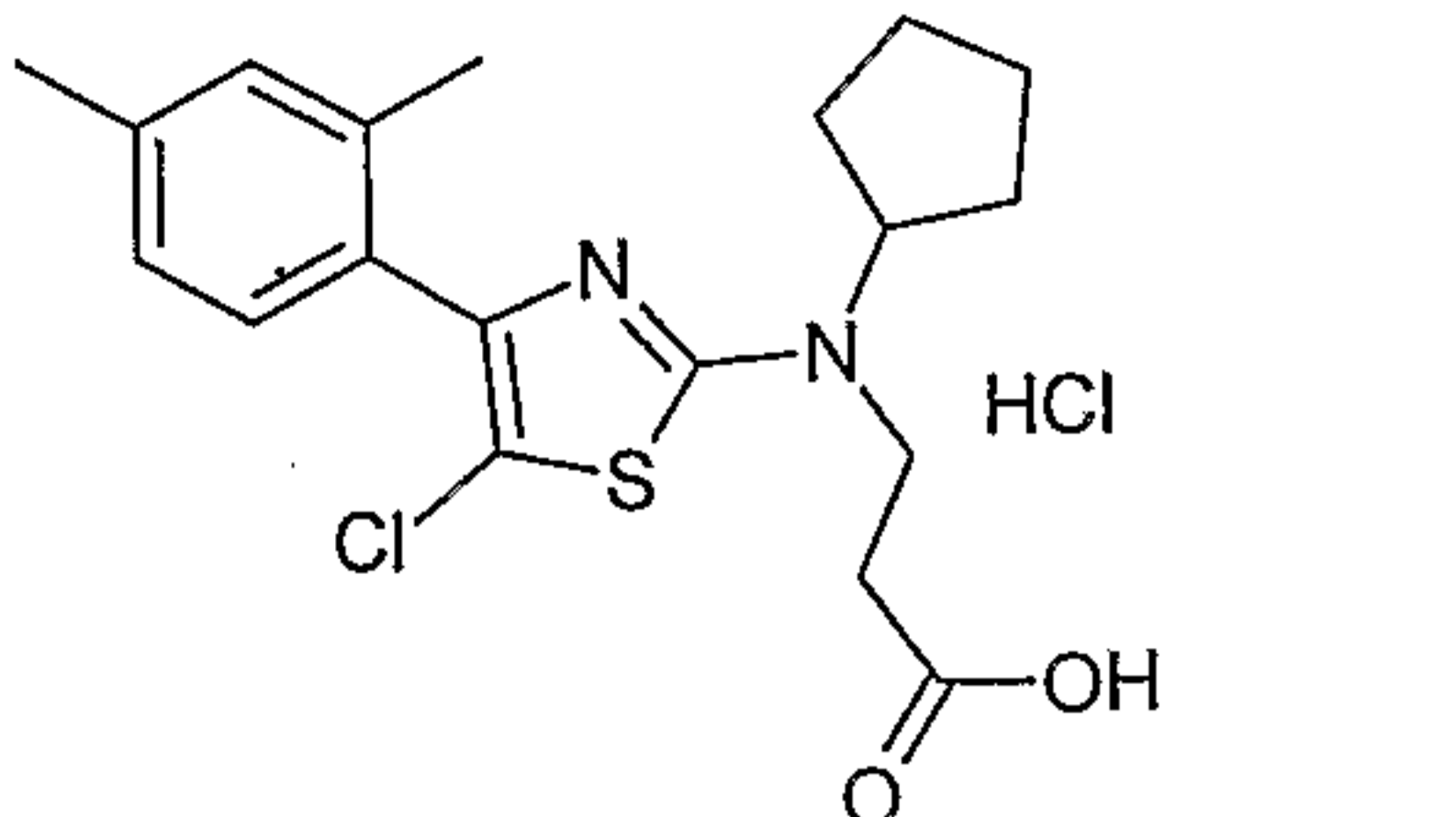
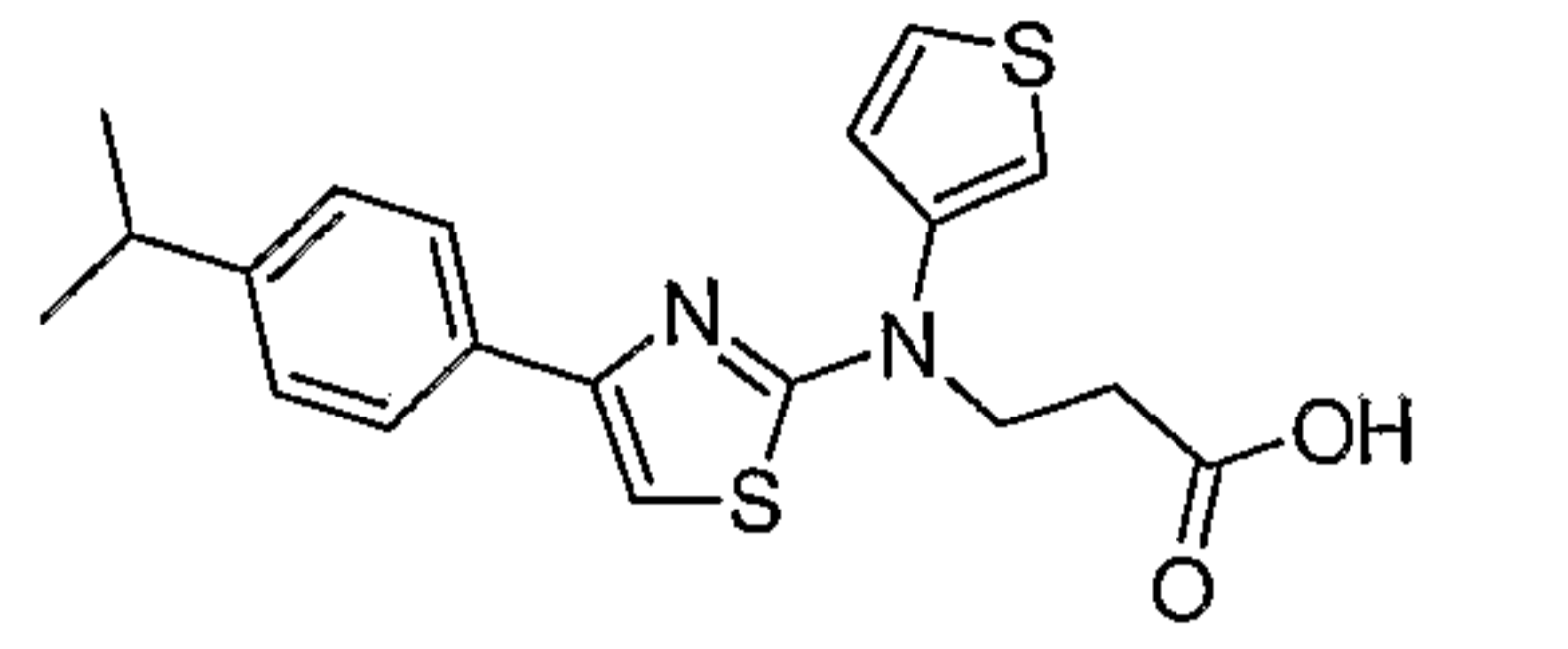
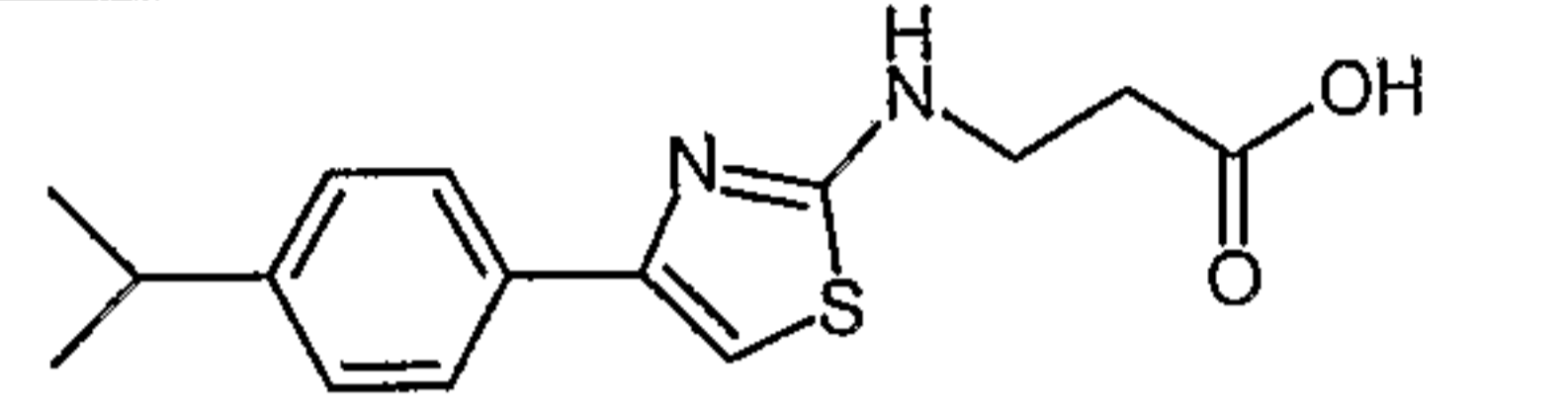
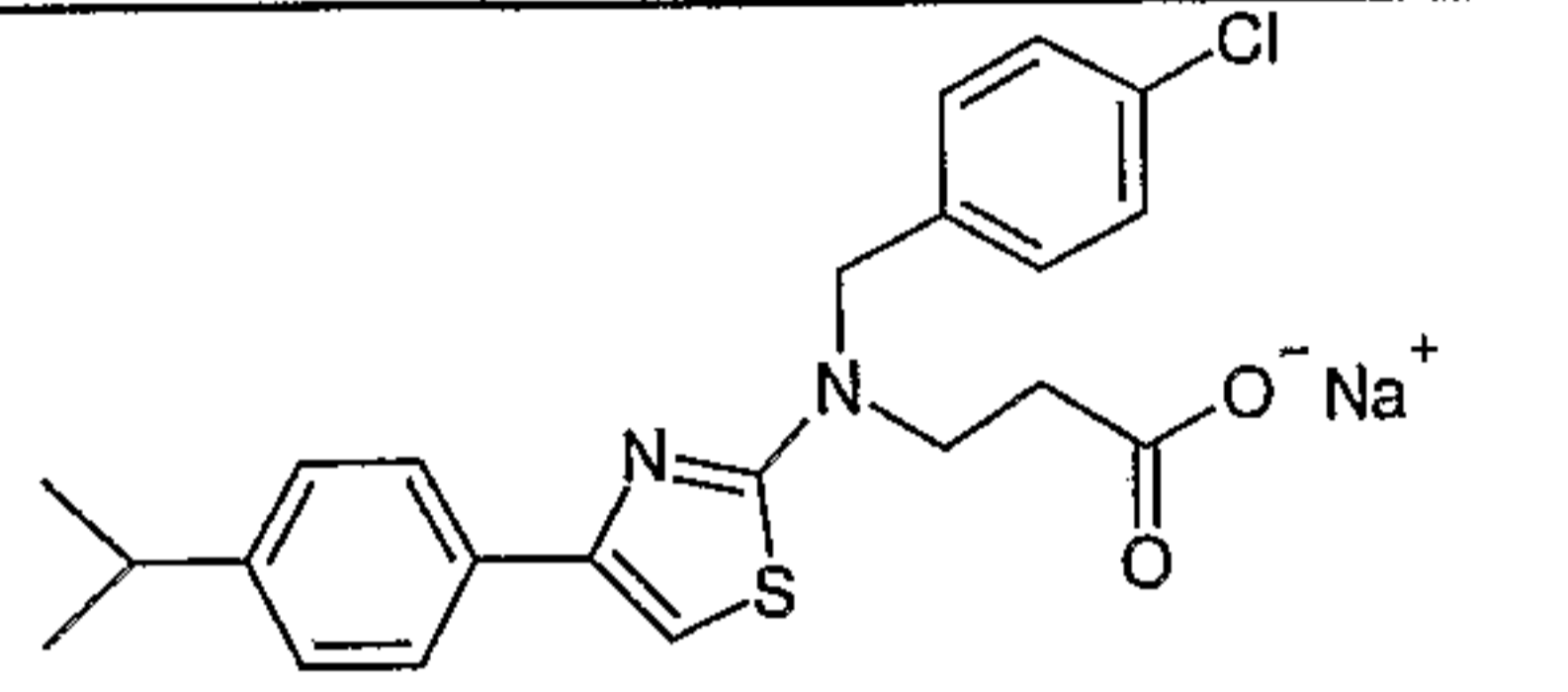
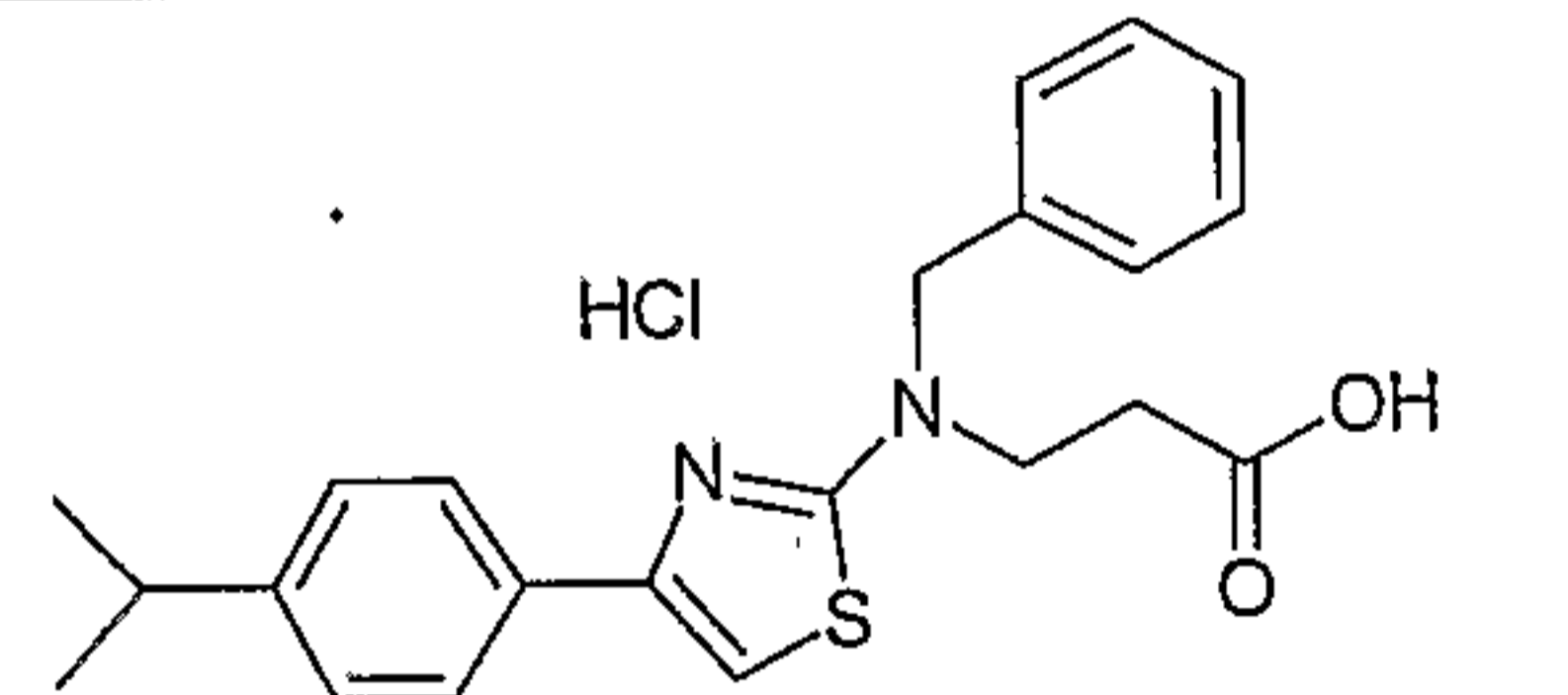
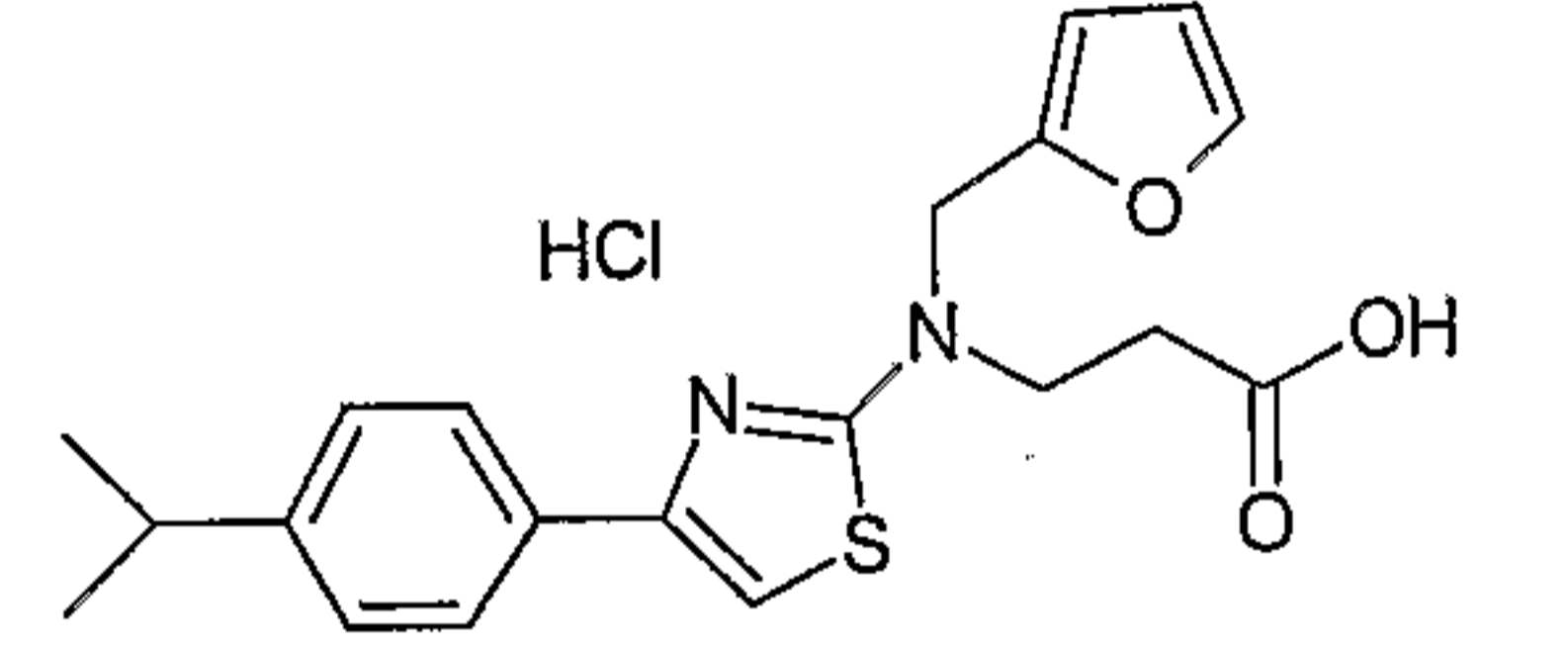
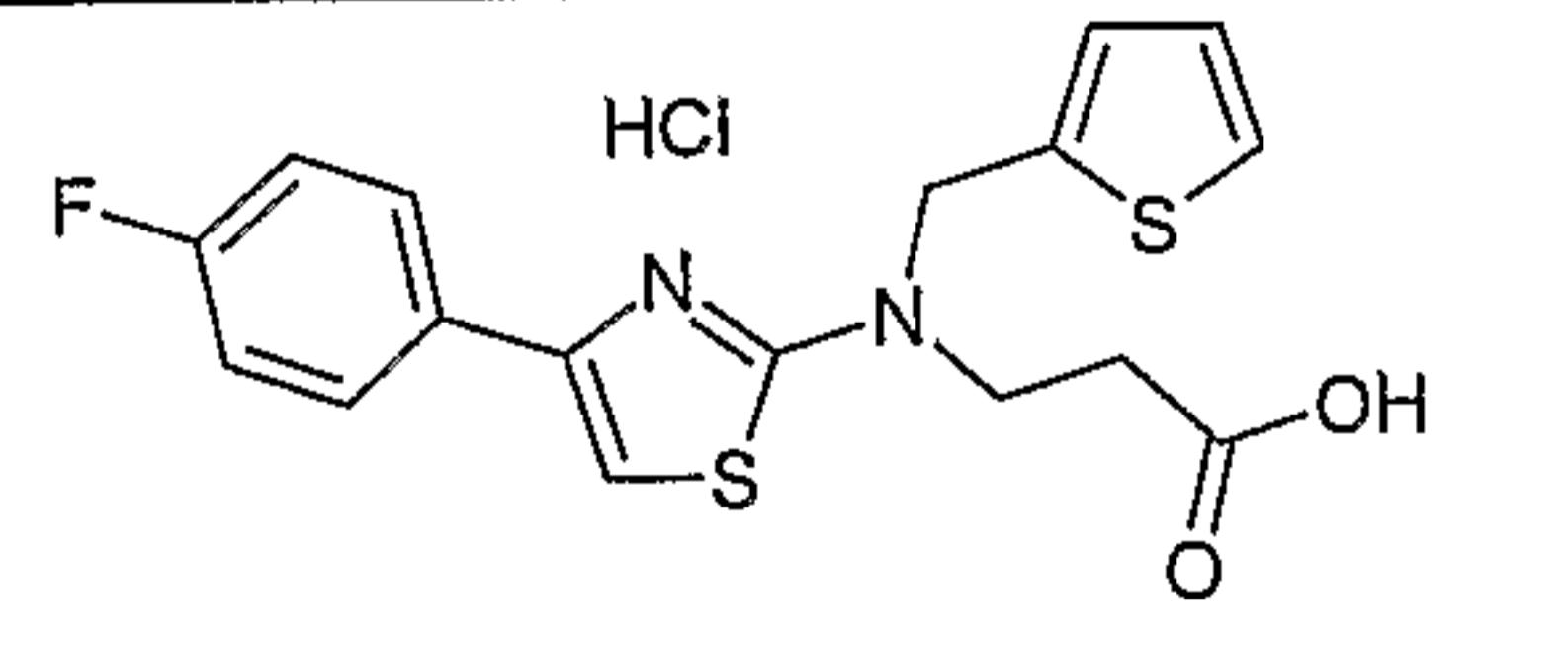
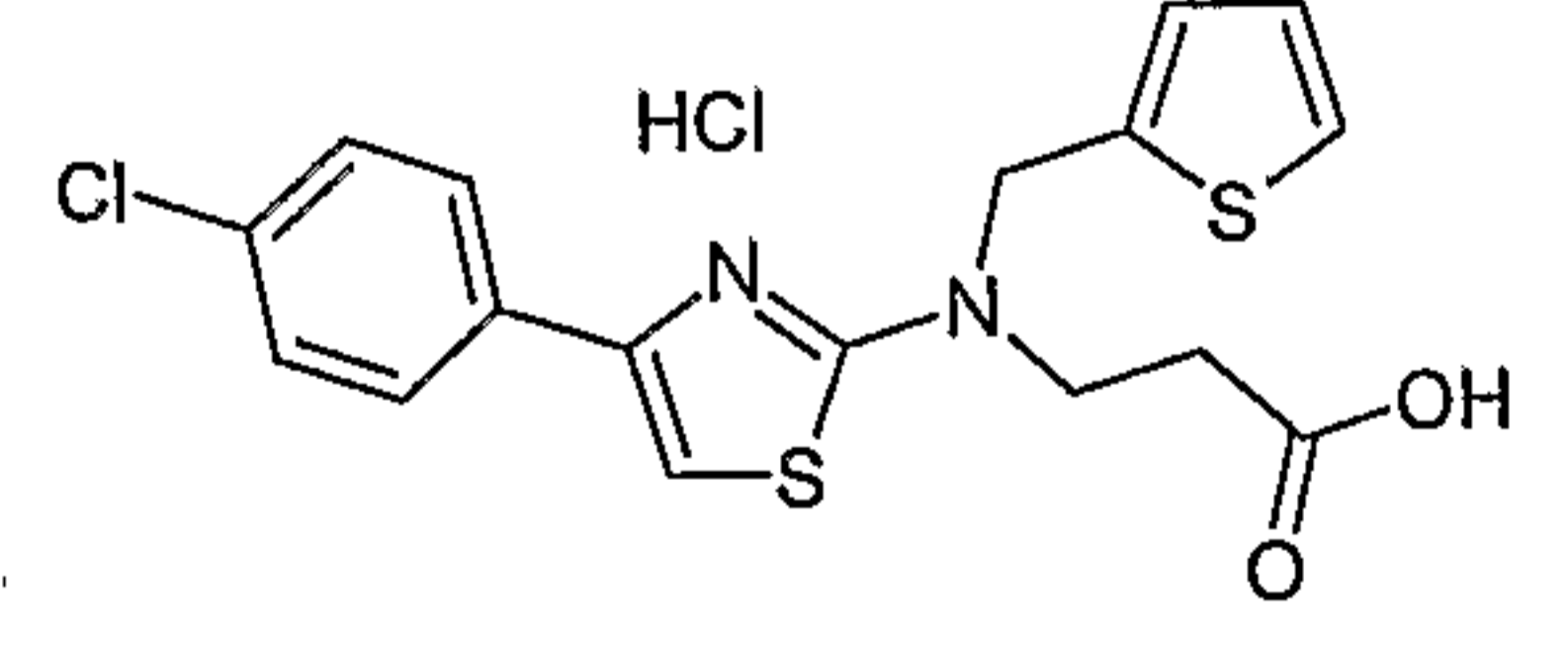
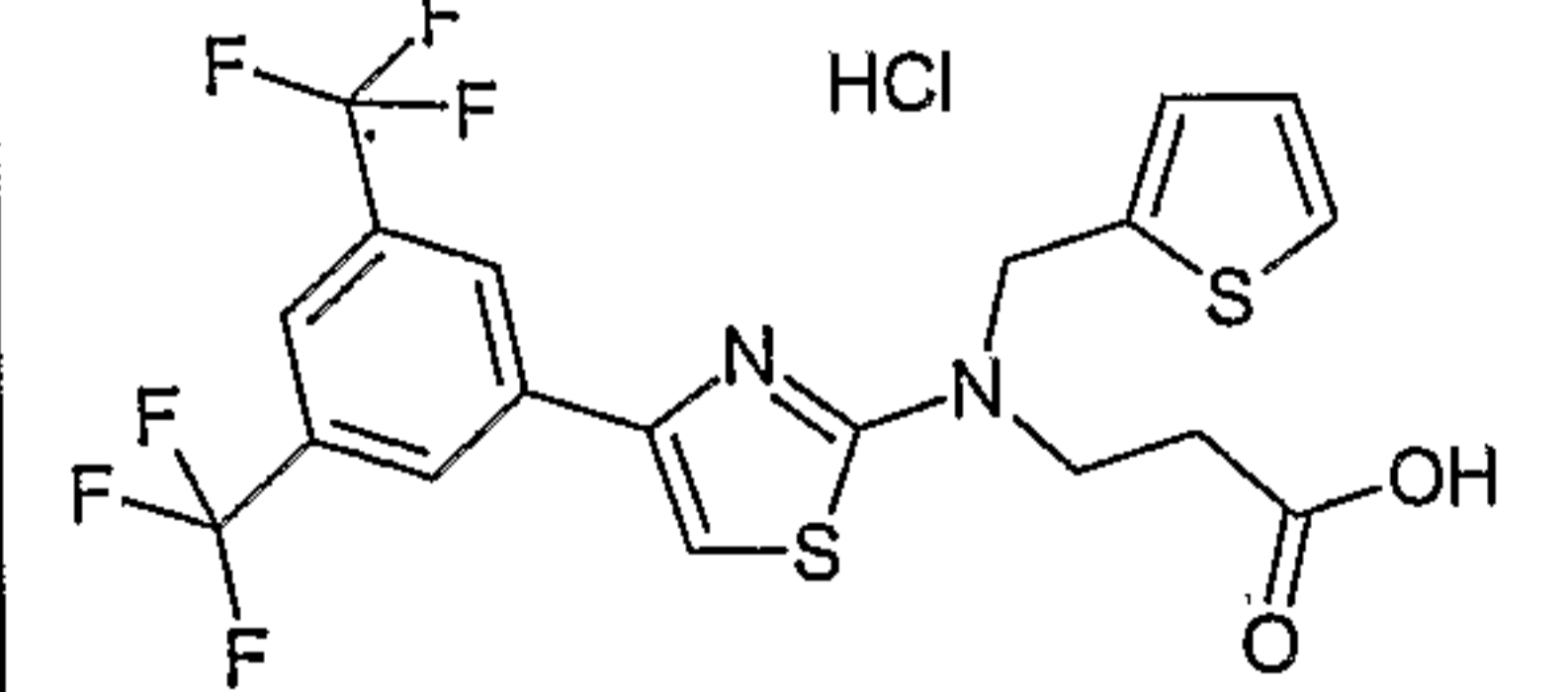
Example	Structure	Name
1		N-[4-(4-isopropyl-phenyl)-thiazol-2-yl]-2,5-dimethoxy-benzenesulfonamide

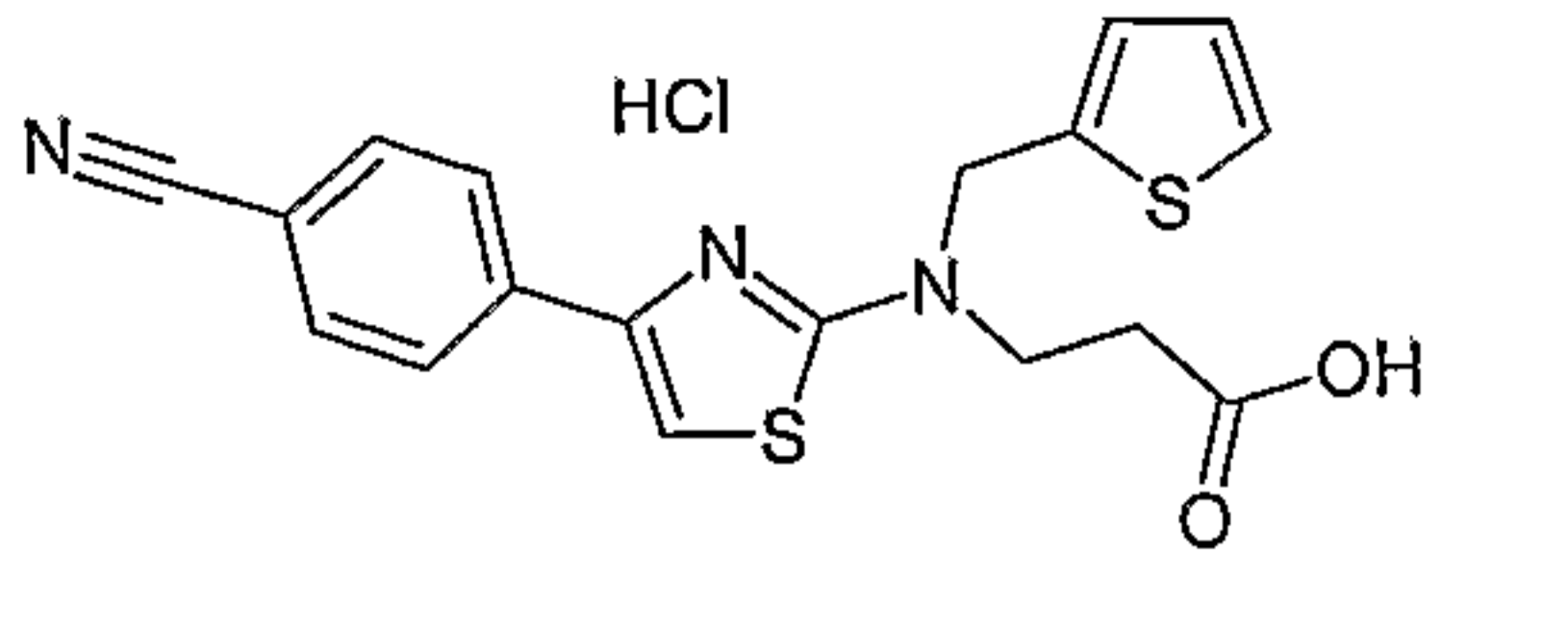
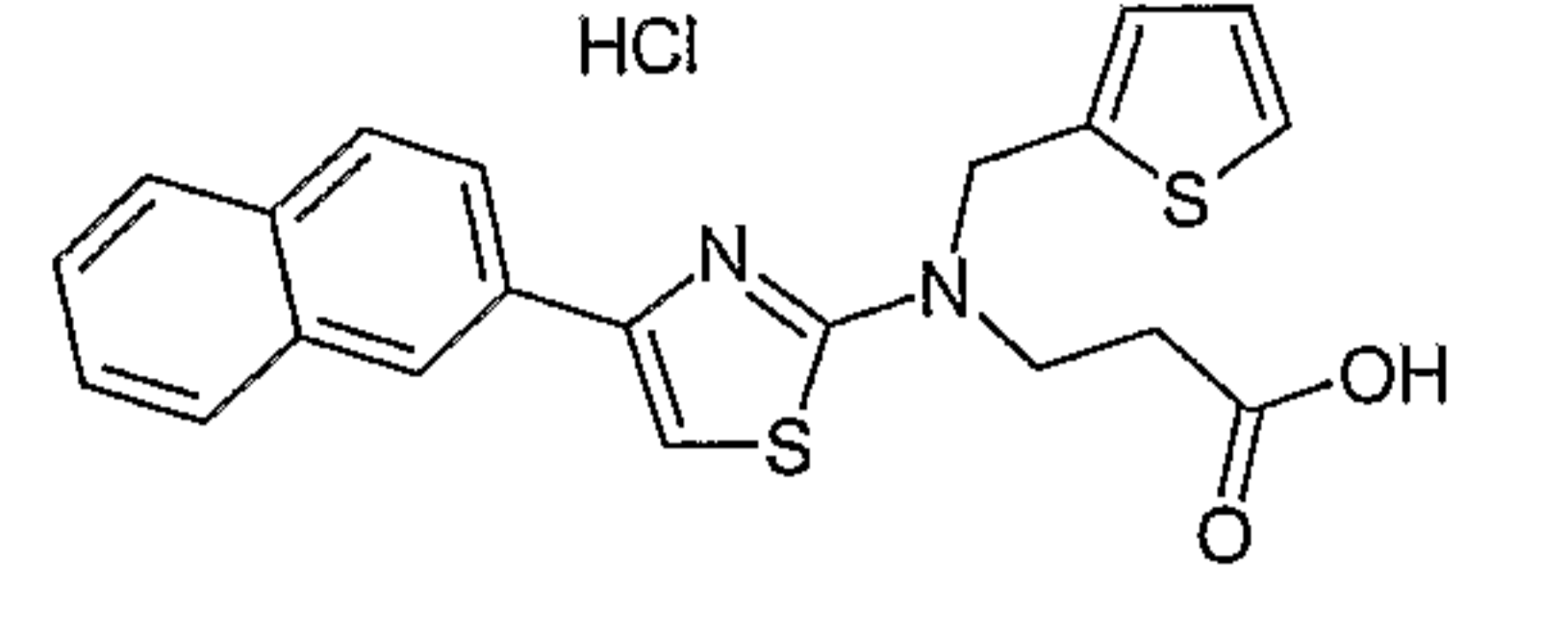
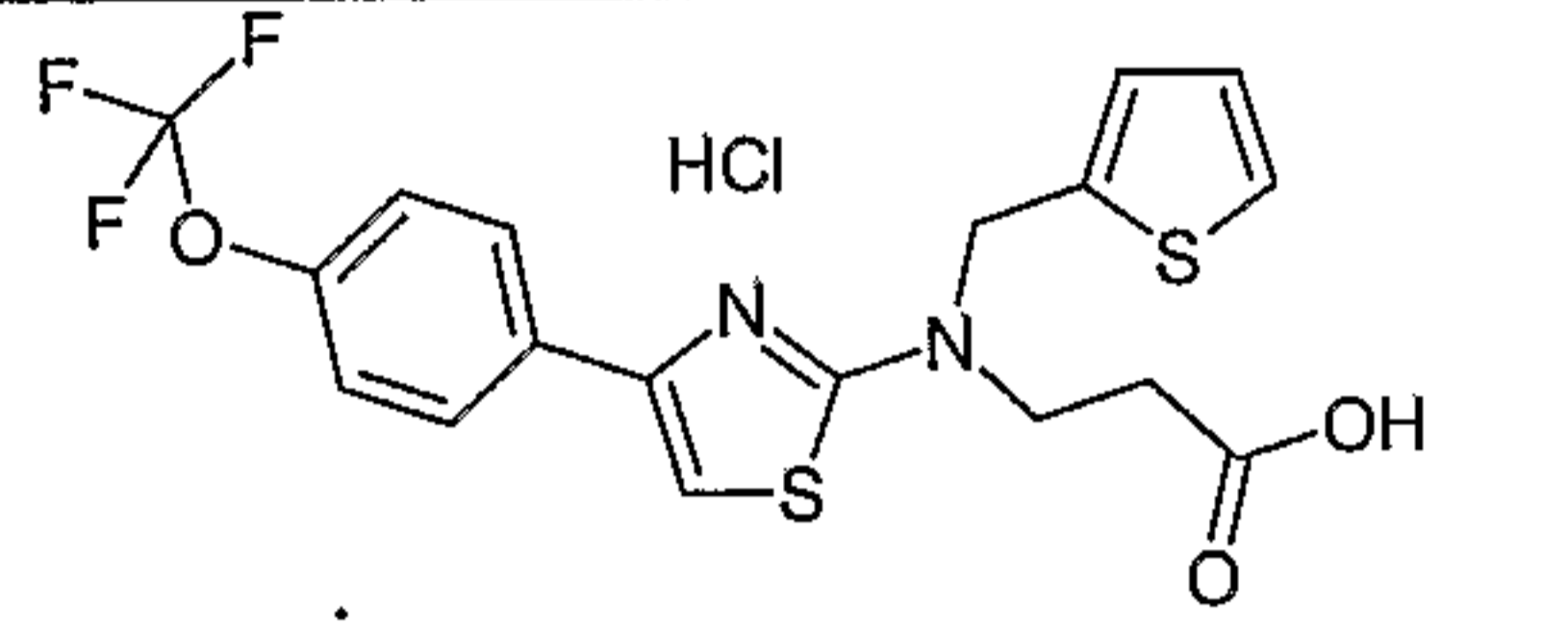
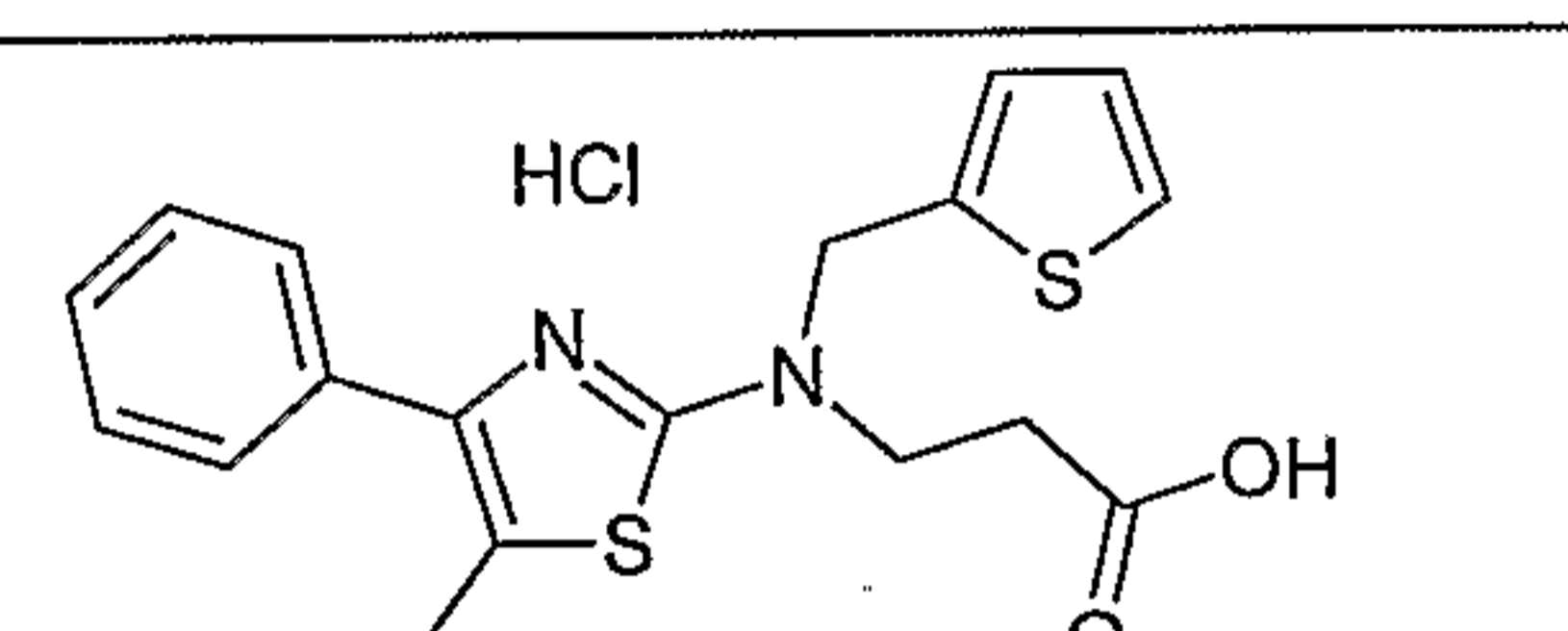
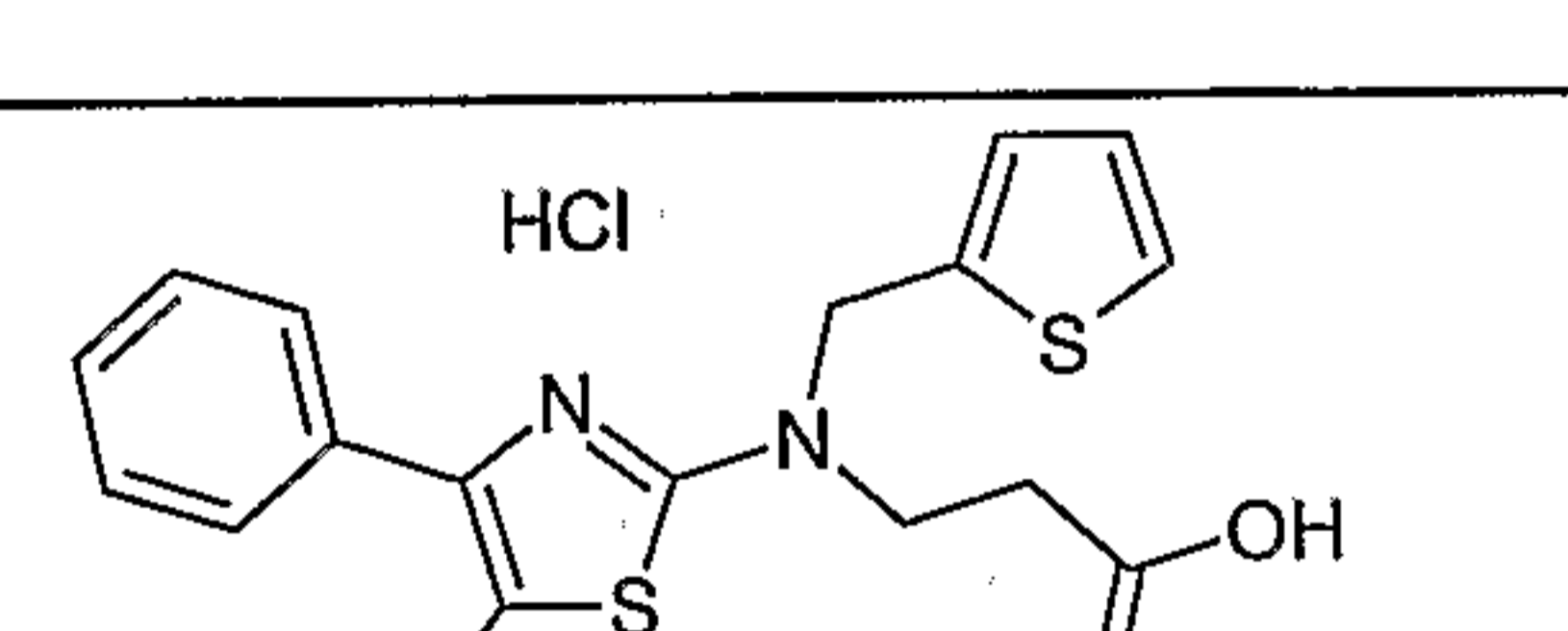
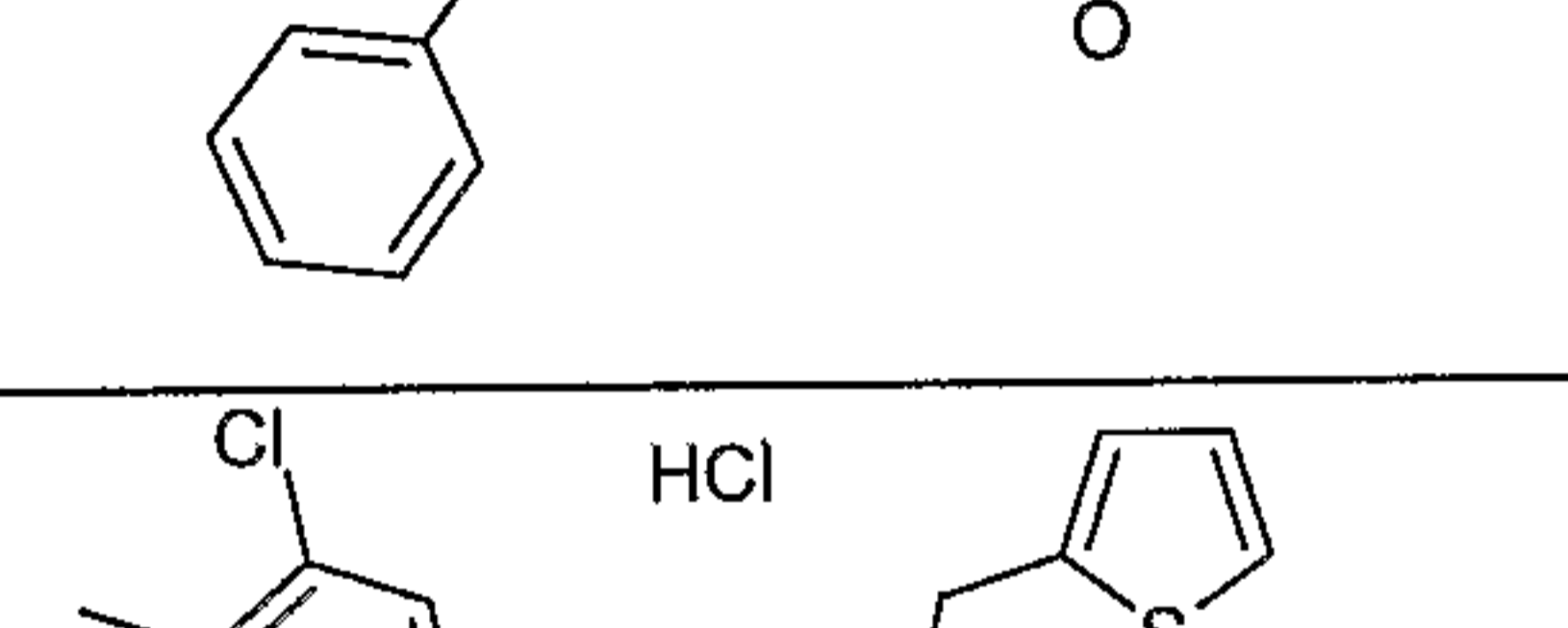
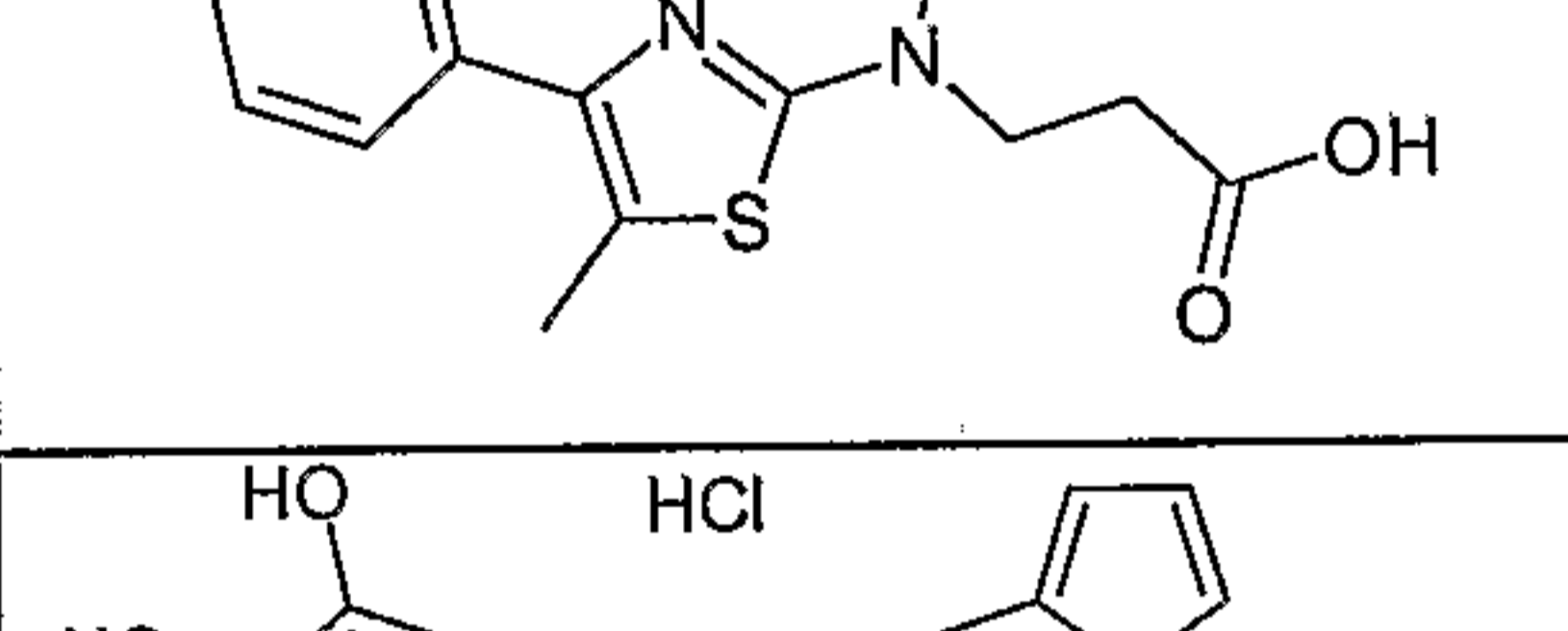
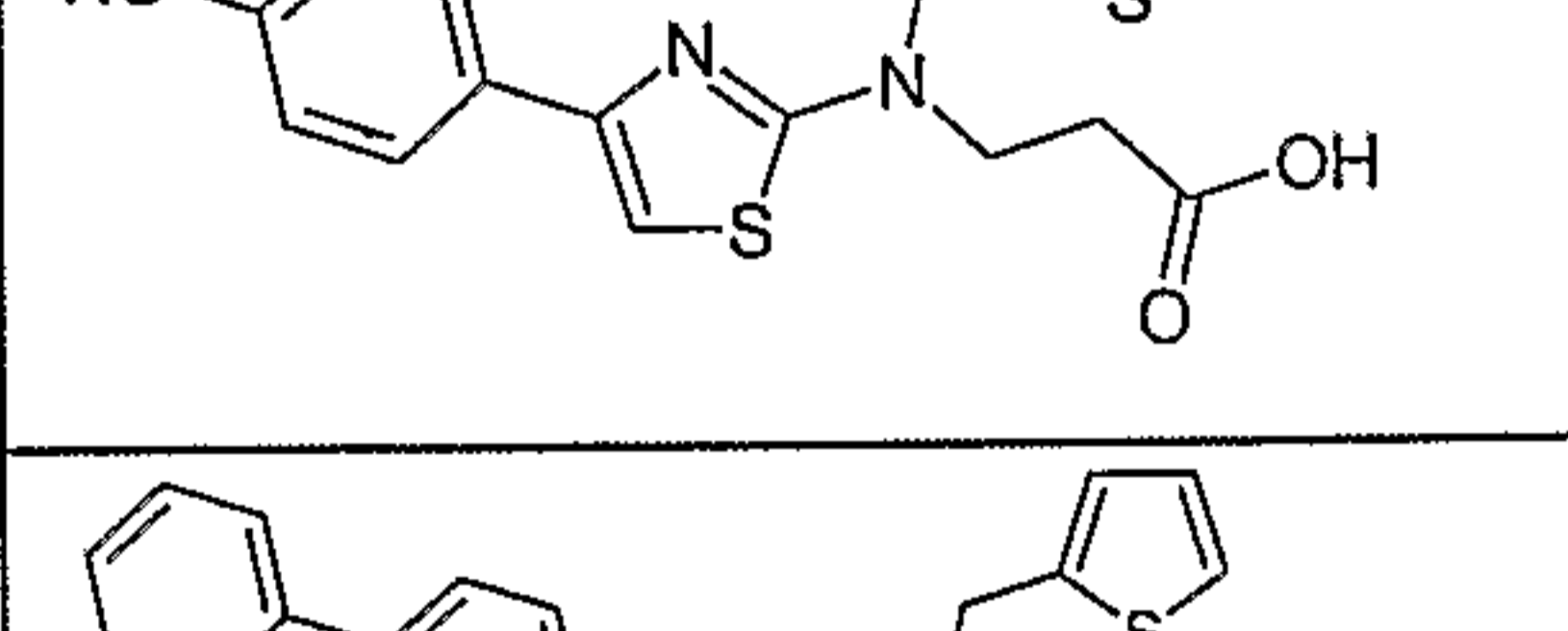
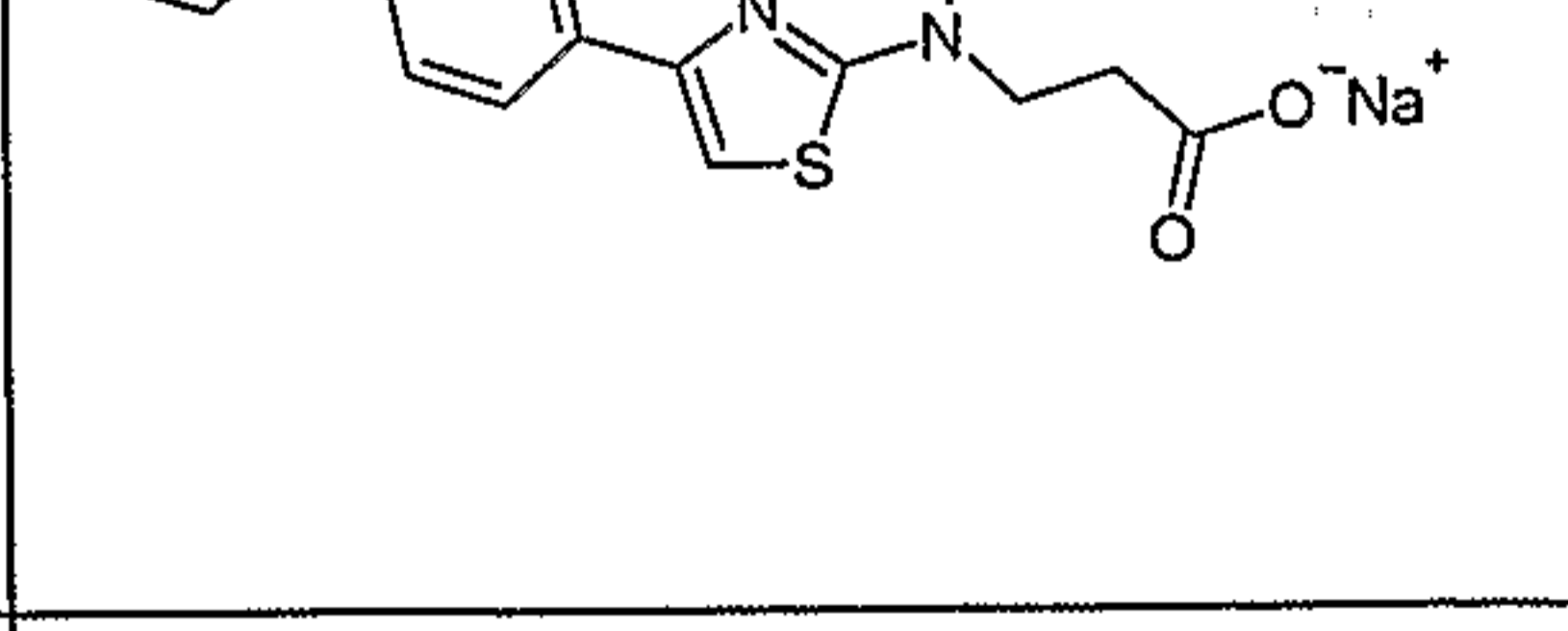
2		[4-(4-isopropyl-phenyl)-thiazol-2-ylsulfamoyl]-acetic acid tert-butyl ester
3		[4-(4-isopropyl-phenyl)-thiazol-2-ylsulfamoyl]-acetic acid
4		{[4-(4-isopropyl-phenyl)-thiazol-2-yl]-thiophen-2-ylmethyl-sulfamoyl}-acetic acid
5		Thiophene-2-sulfonic acid [4-(4-isopropyl-phenyl)-thiazol-2-yl]-amide
6		3-Chloro-N-[4-(4-isopropyl-phenyl)-thiazol-2-yl]-benzenesulfonamide
7		N-[4-(4-tert-Butyl-phenyl)-thiazol-2-yl]-2,5-dimethoxy-benzenesulfonamide
8		N-[4-(4-isobutyl-phenyl)-thiazol-2-yl]-2,5-dimethoxy-benzenesulfonamide
9		Biphenyl-4-sulfonic acid [4-(4-isopropyl-phenyl)-thiazol-2-yl]-amide
10		N-[4-(4-isopropyl-phenyl)-thiazol-2-yl]-benzenesulfonamide
11		Biphenyl-3-sulfonic acid [4-(4-isopropyl-phenyl)-thiazol-2-yl]-amide
12		N-[4-(4-isopropyl-phenyl)-thiazol-2-yl]-3-methoxy-benzenesulfonamide
13		3-Hydroxy-N-[4-(4-isopropyl-phenyl)-thiazol-2-yl]-benzenesulfonamide

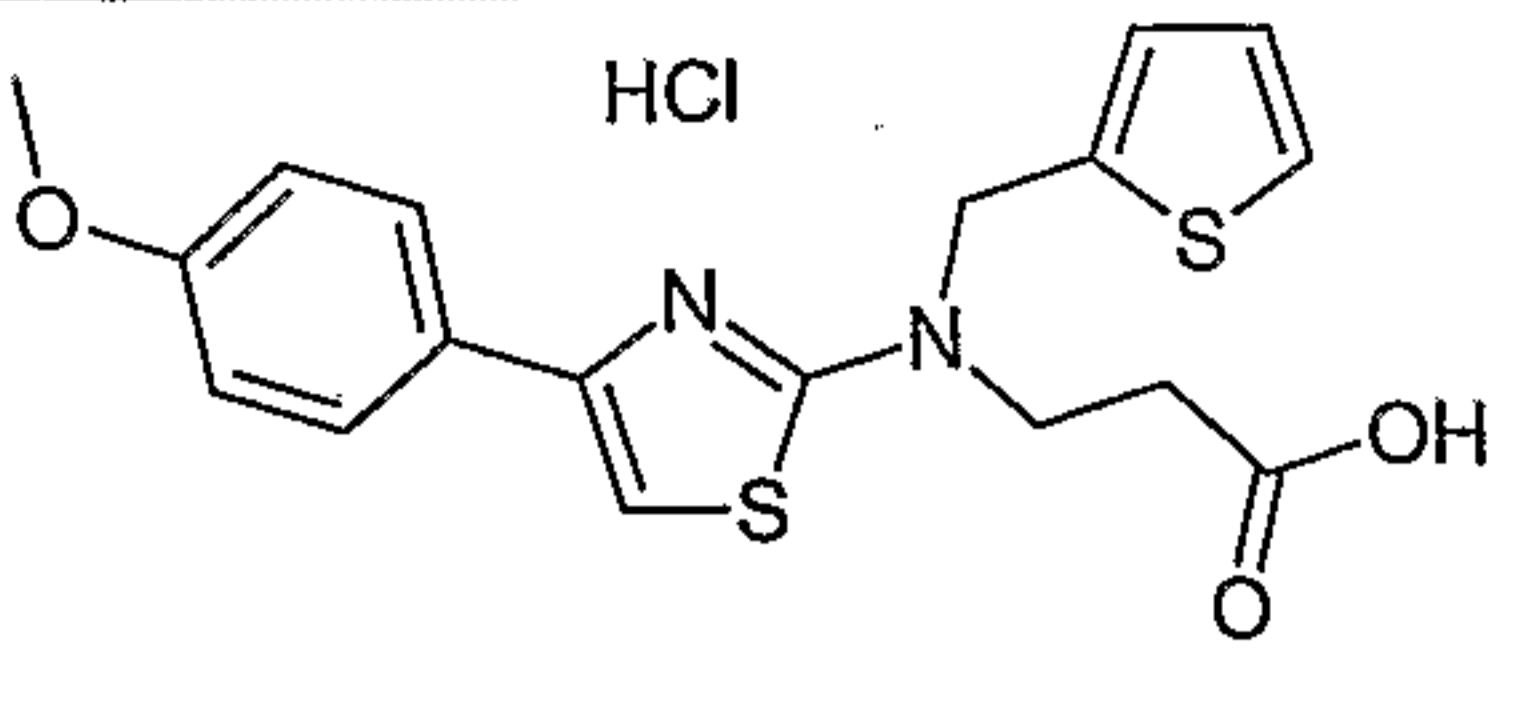
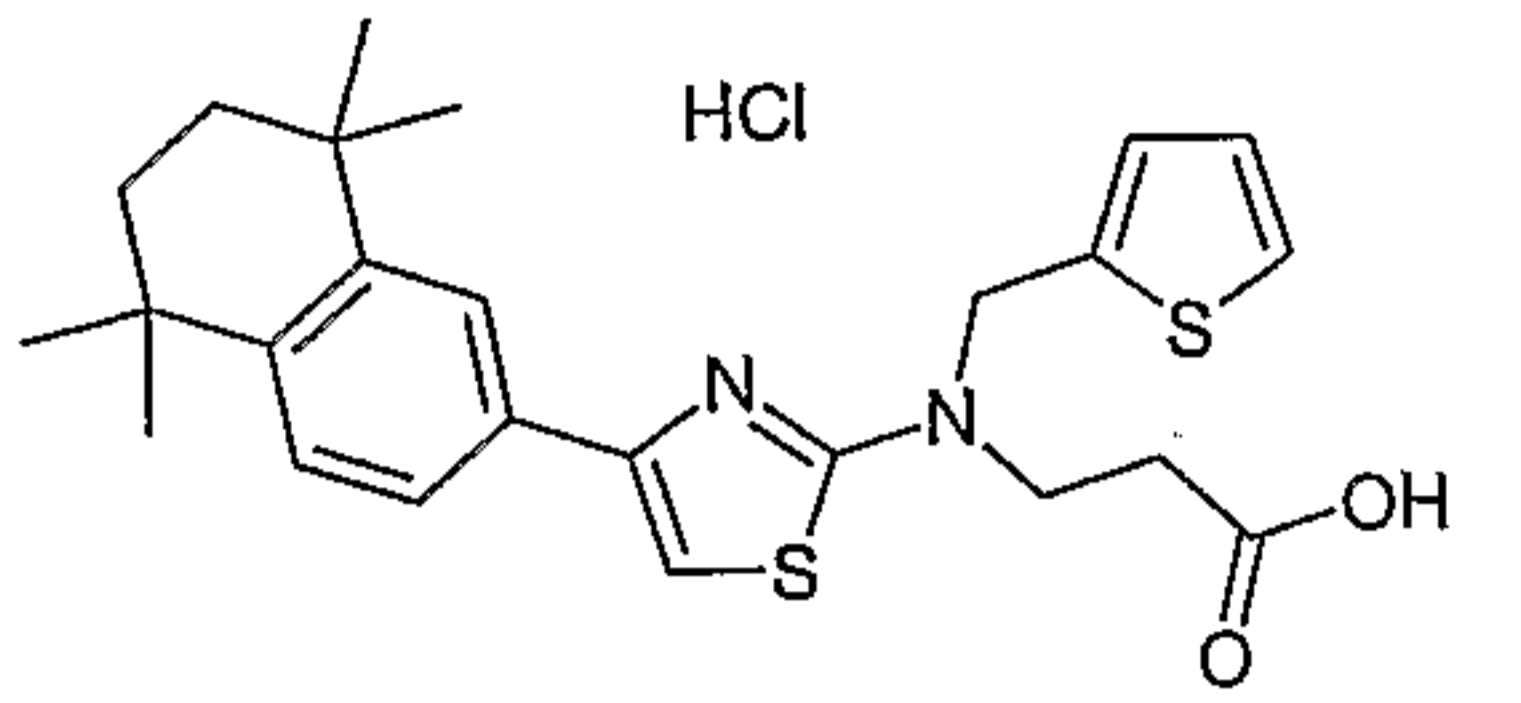
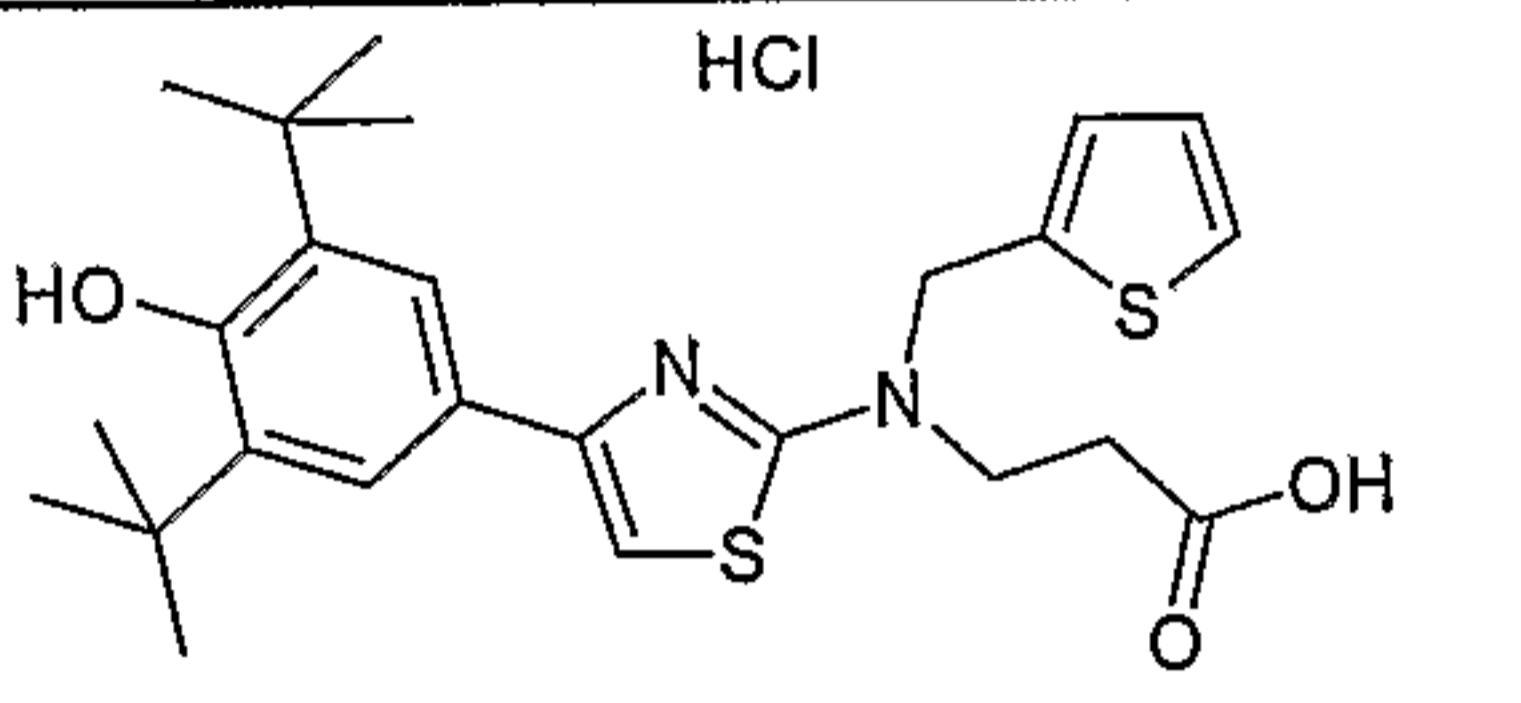
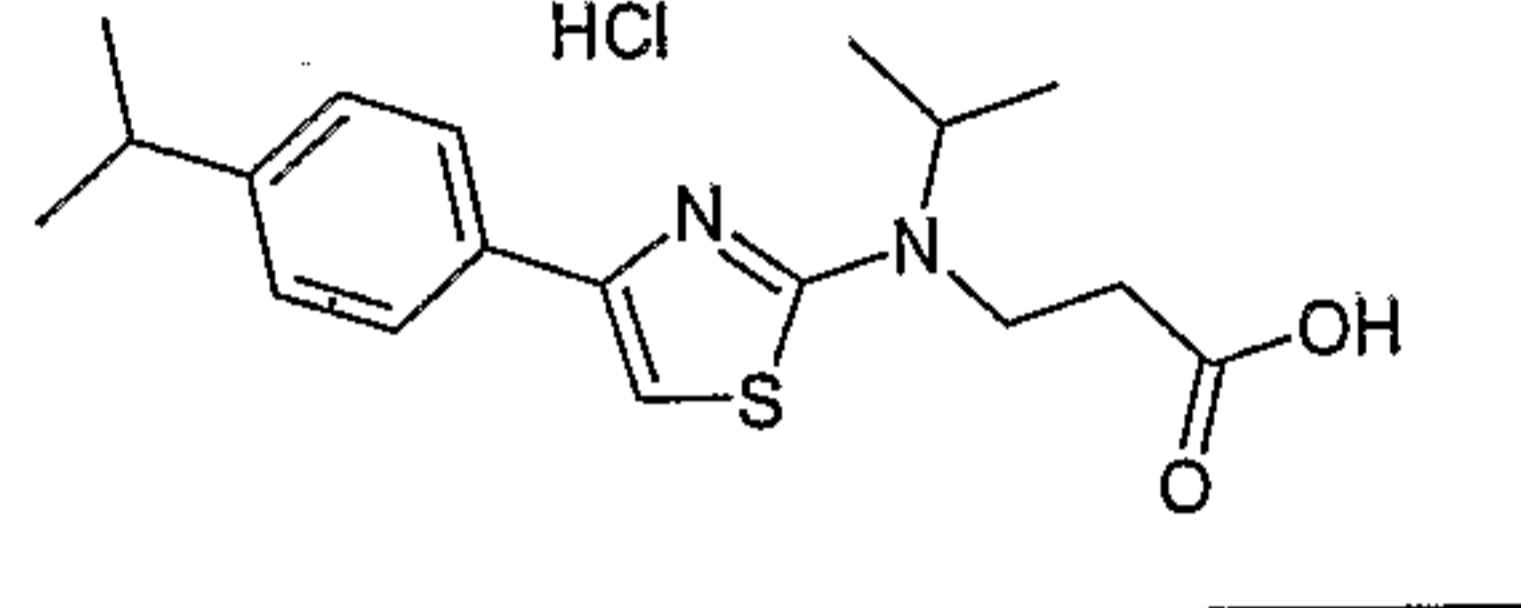
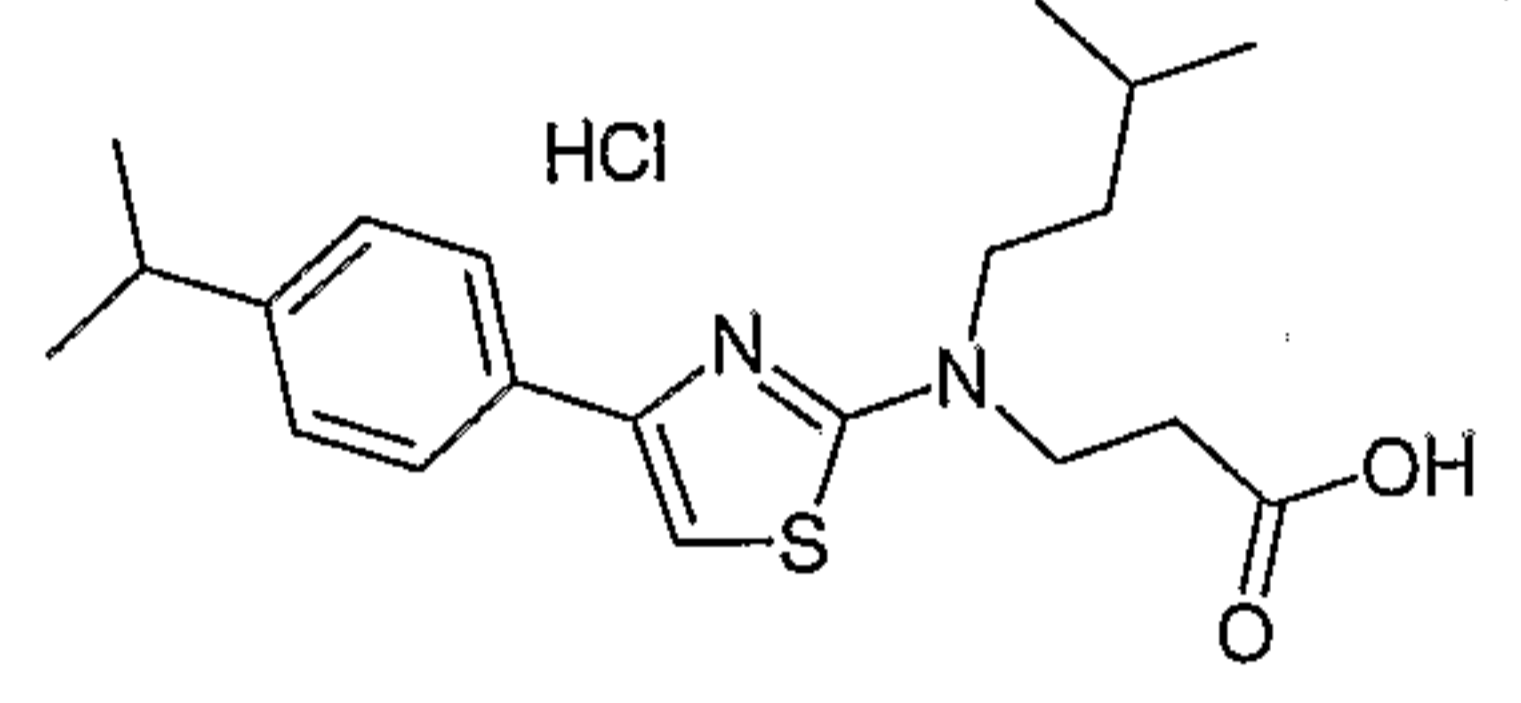
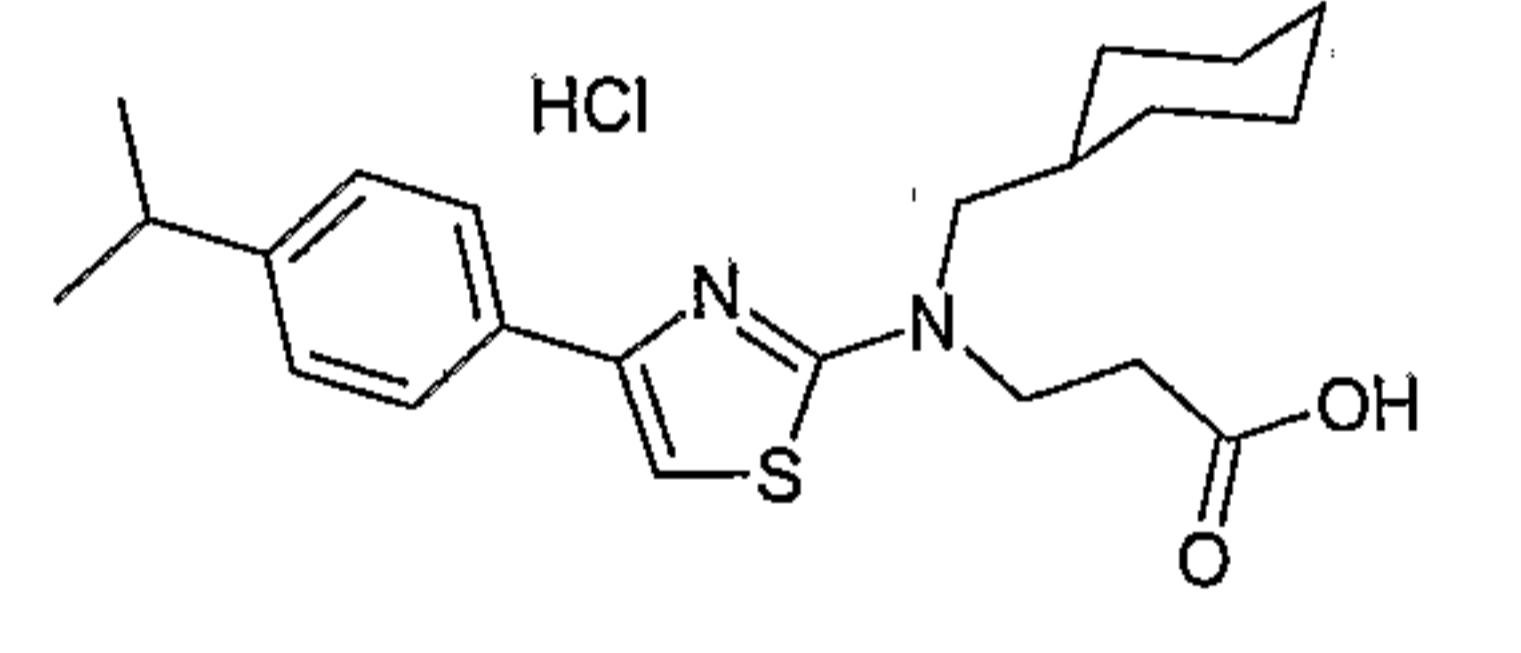
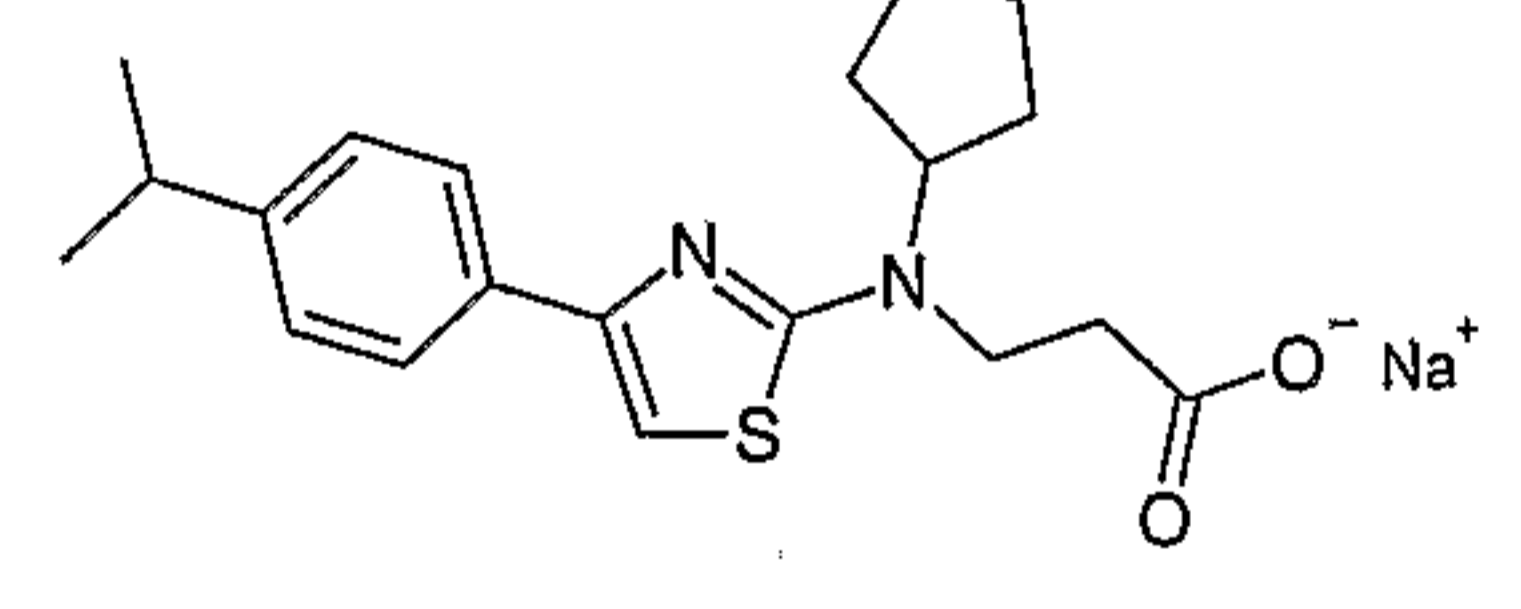
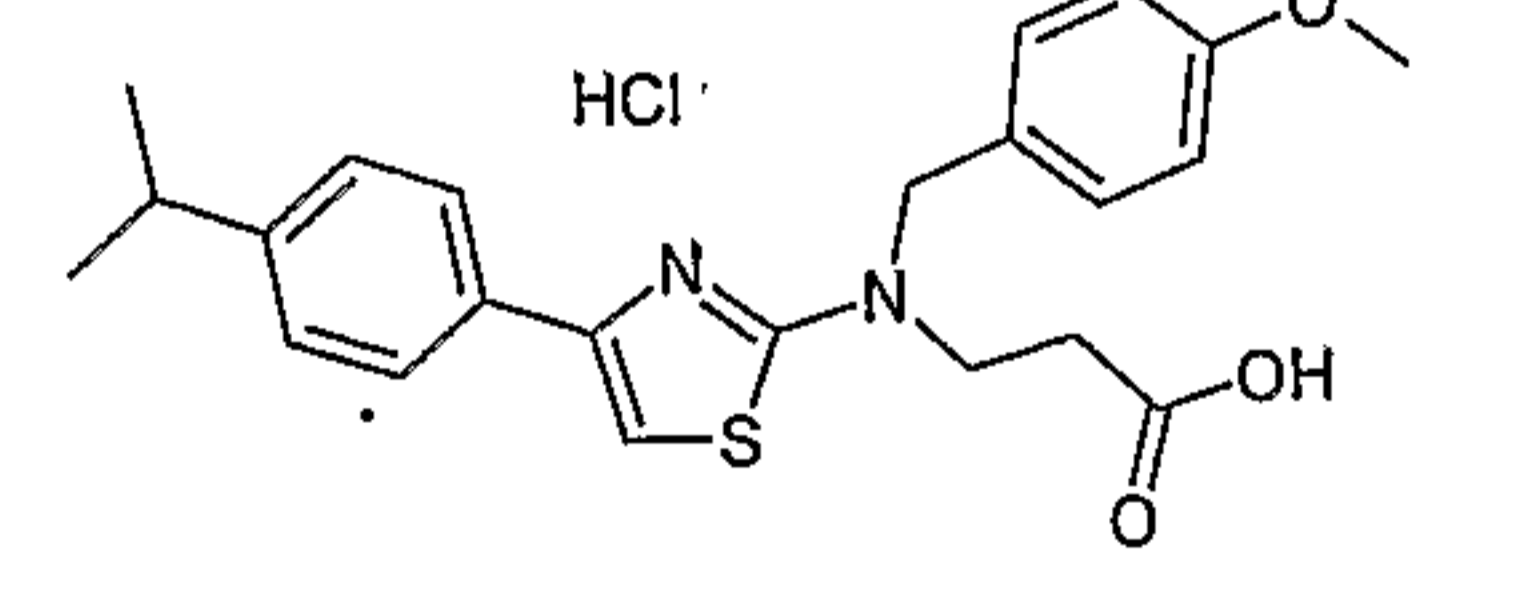
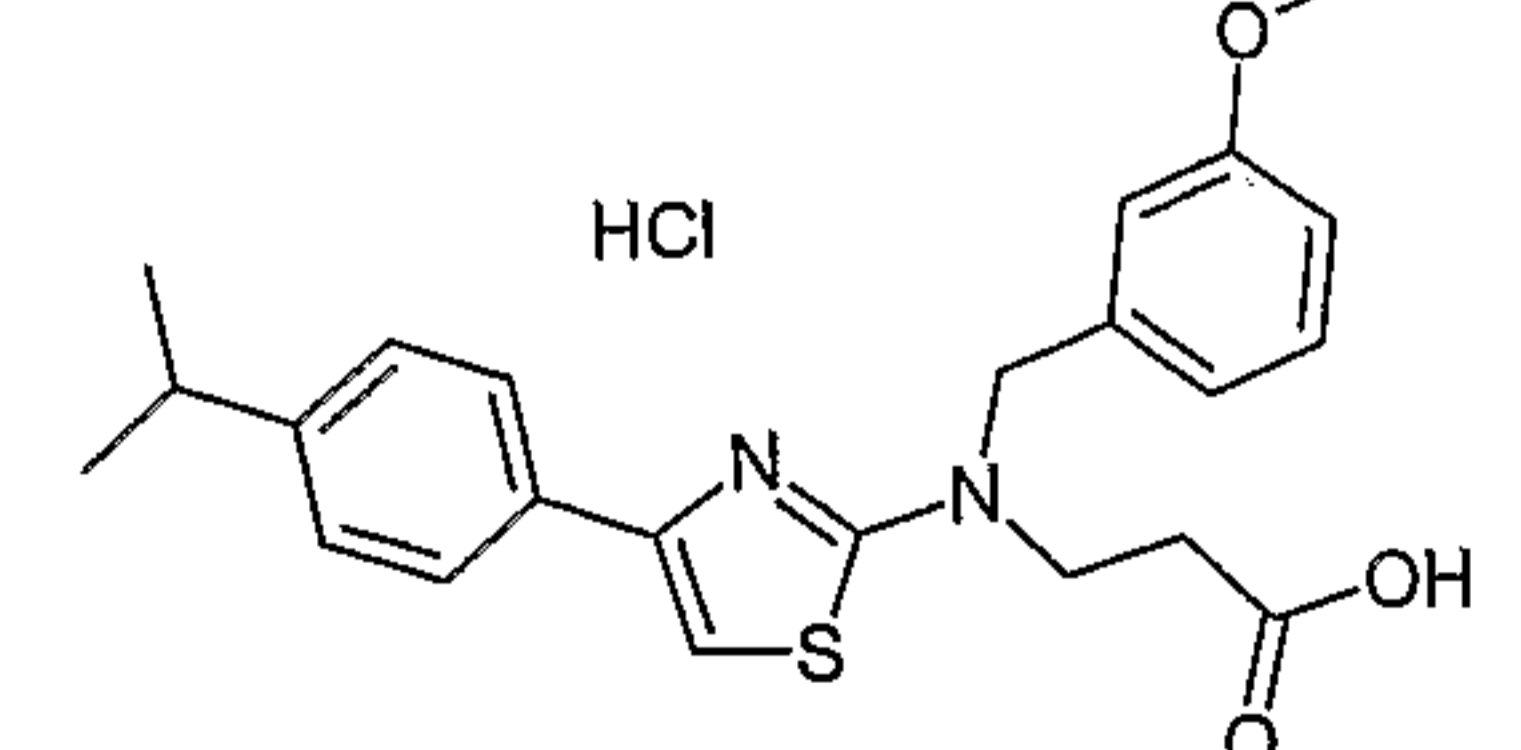
14		2,5-Dimethoxy-N-(4-phenyl-thiazol-2-yl)-benzenesulfonamide
15		2,5-Dimethoxy-N-[4-(3-methoxy-phenyl)-thiazol-2-yl]-benzenesulfonamide
16		3-[4-(4-Isopropyl-phenyl)-thiazol-2-ylsulfamoyl]-benzoic acid
17		4-Chloro-N-[4-(4-isopropyl-phenyl)-thiazol-2-yl]-benzenesulfonamide
18		4-((2,5-Dimethoxy-benzenesulfonyl)-[4-(4-isopropyl-phenyl)-thiazol-2-ylmethyl]-amino)-butyric acid
18		4-Fluoro-N-[4-(4-isopropyl-phenyl)-thiazol-2-yl]-benzenesulfonamide
19		2,4-Dichloro-N-[4-(4-isopropyl-phenyl)-thiazol-2-yl]-benzenesulfonamide
20		3,4-Dichloro-N-[4-(4-isopropyl-phenyl)-thiazol-2-yl]-benzenesulfonamide

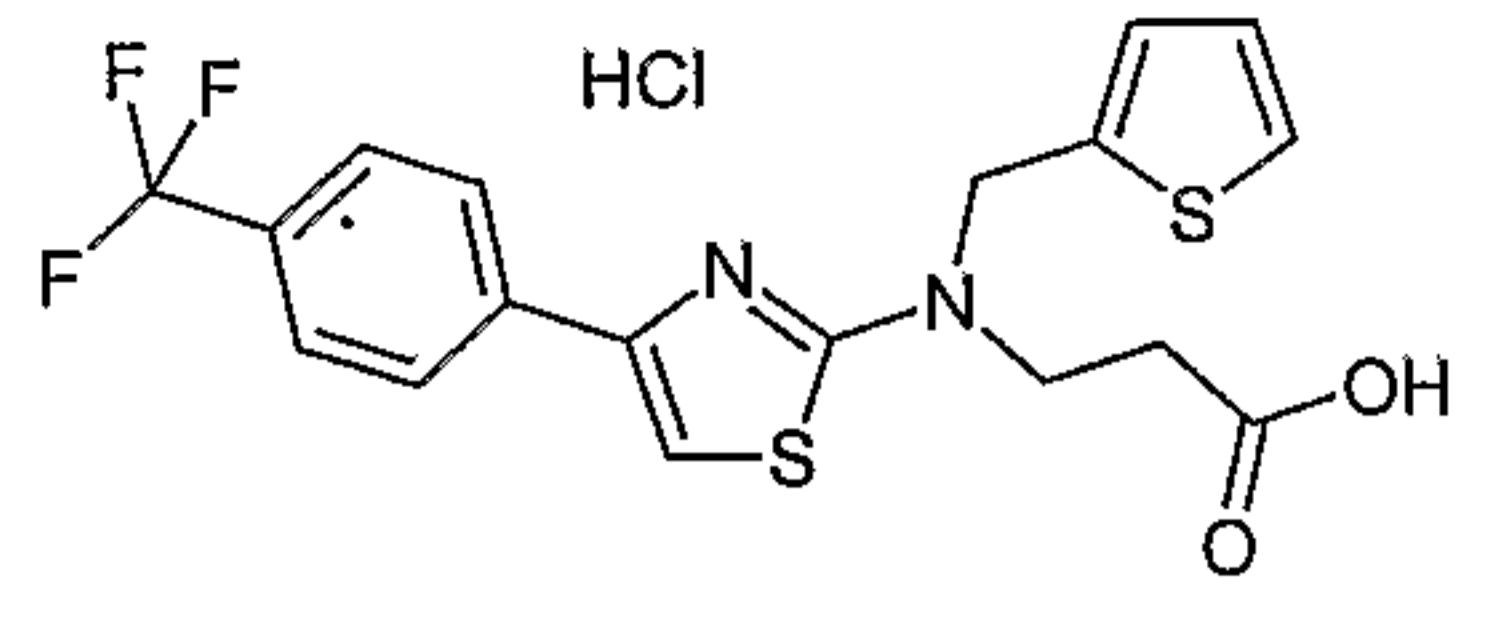
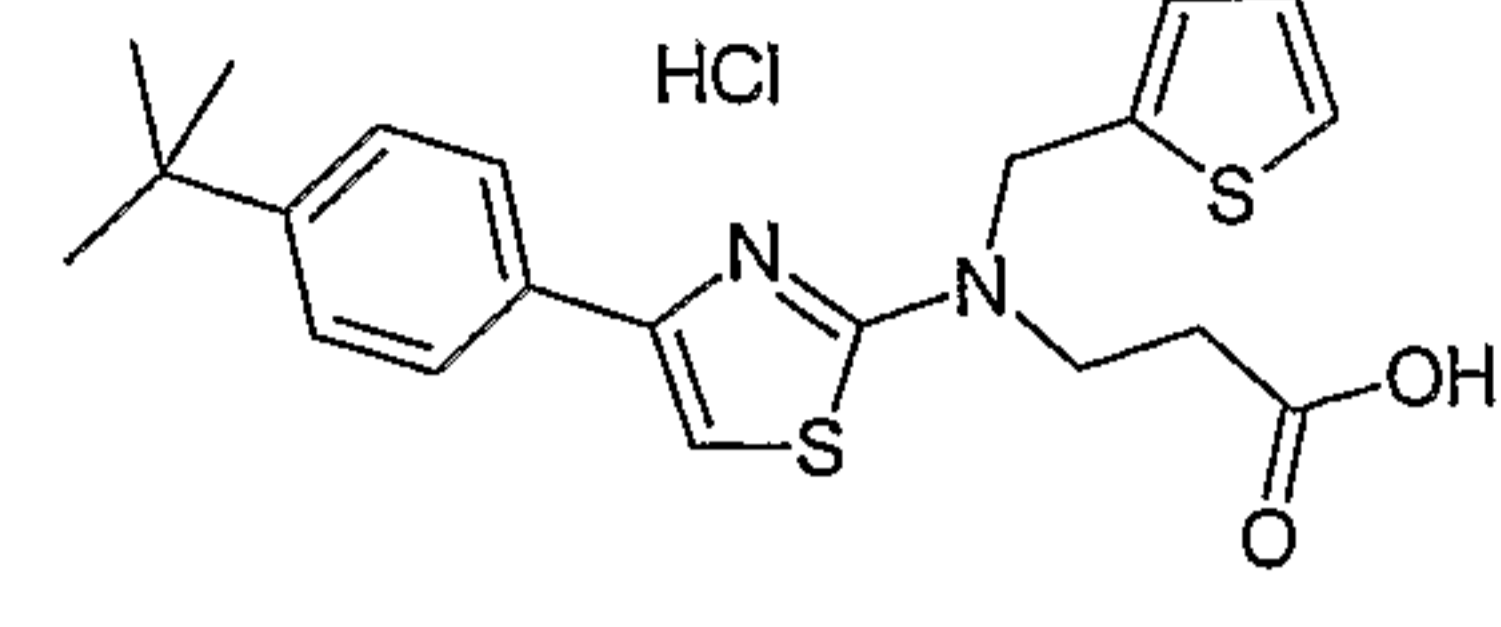
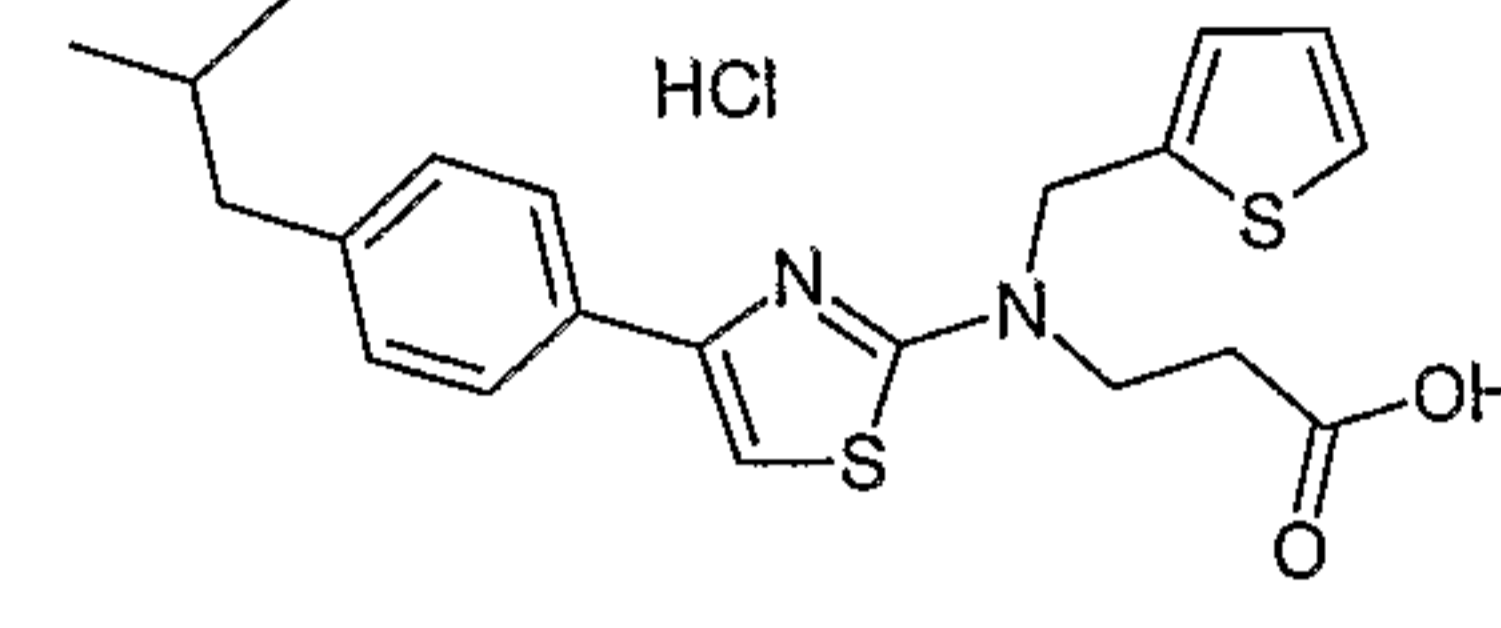
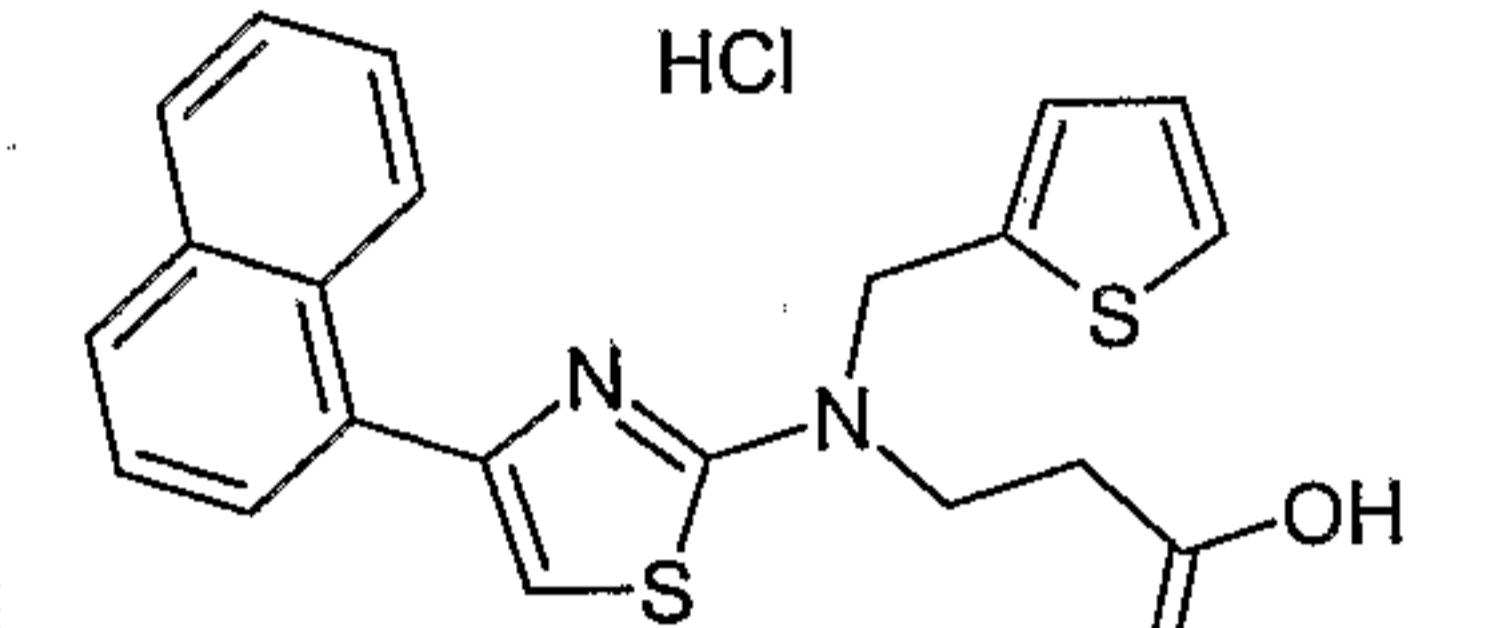
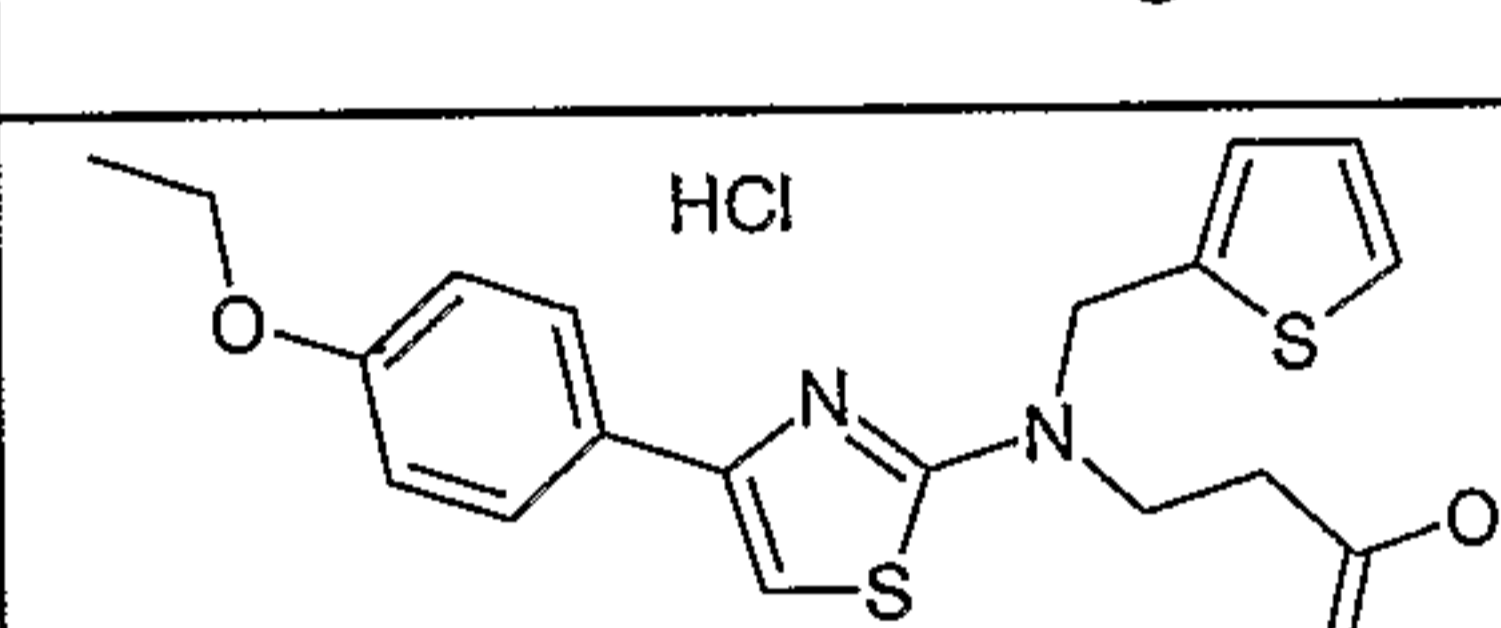
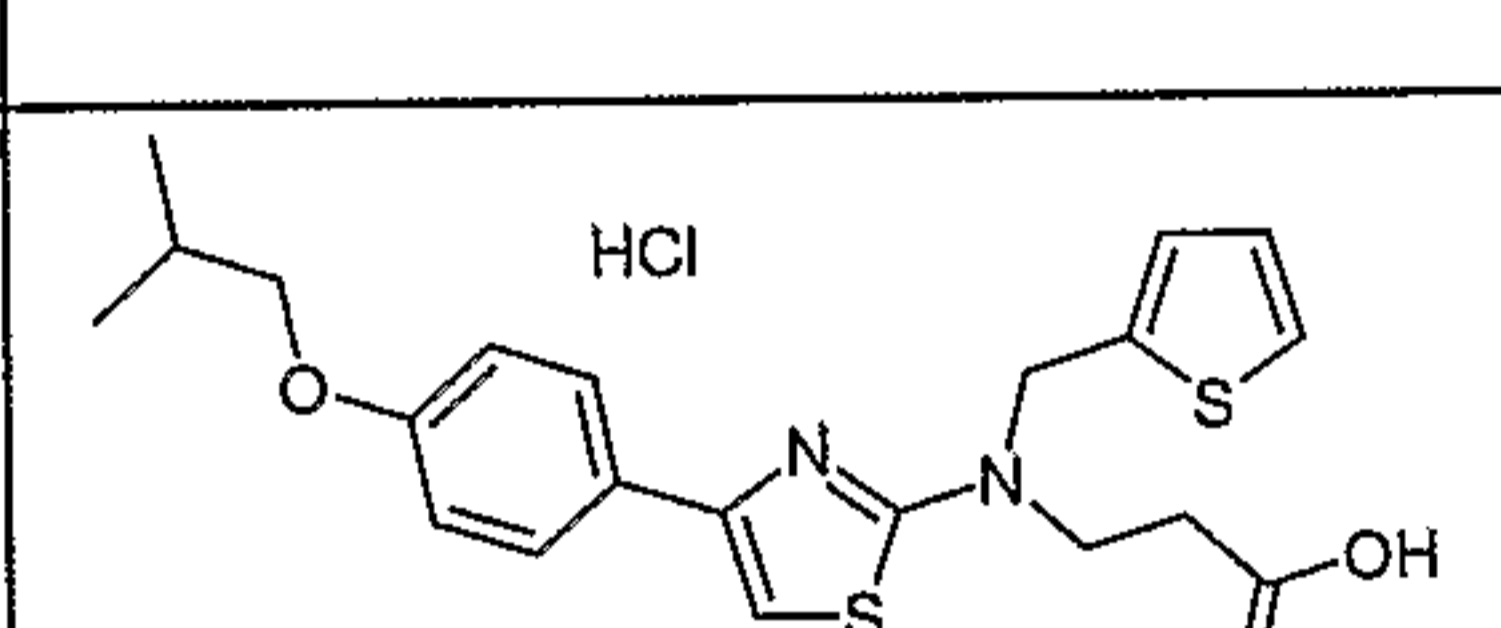
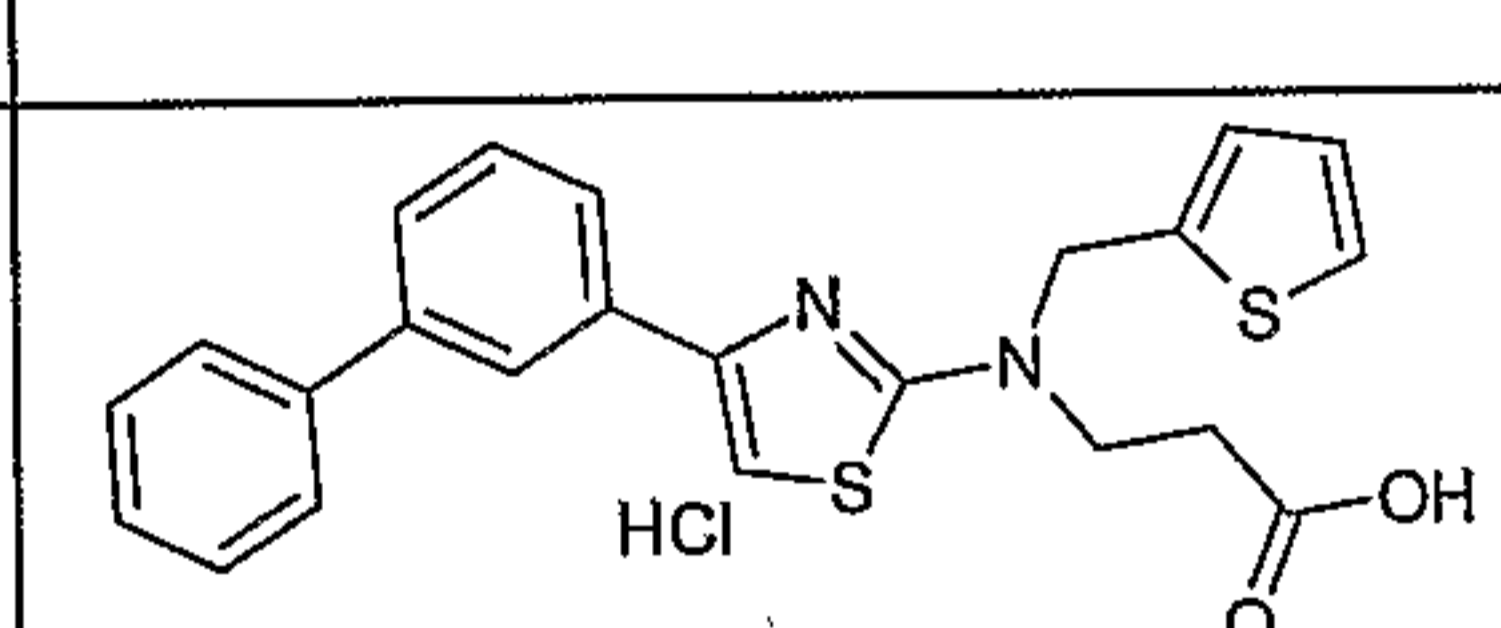
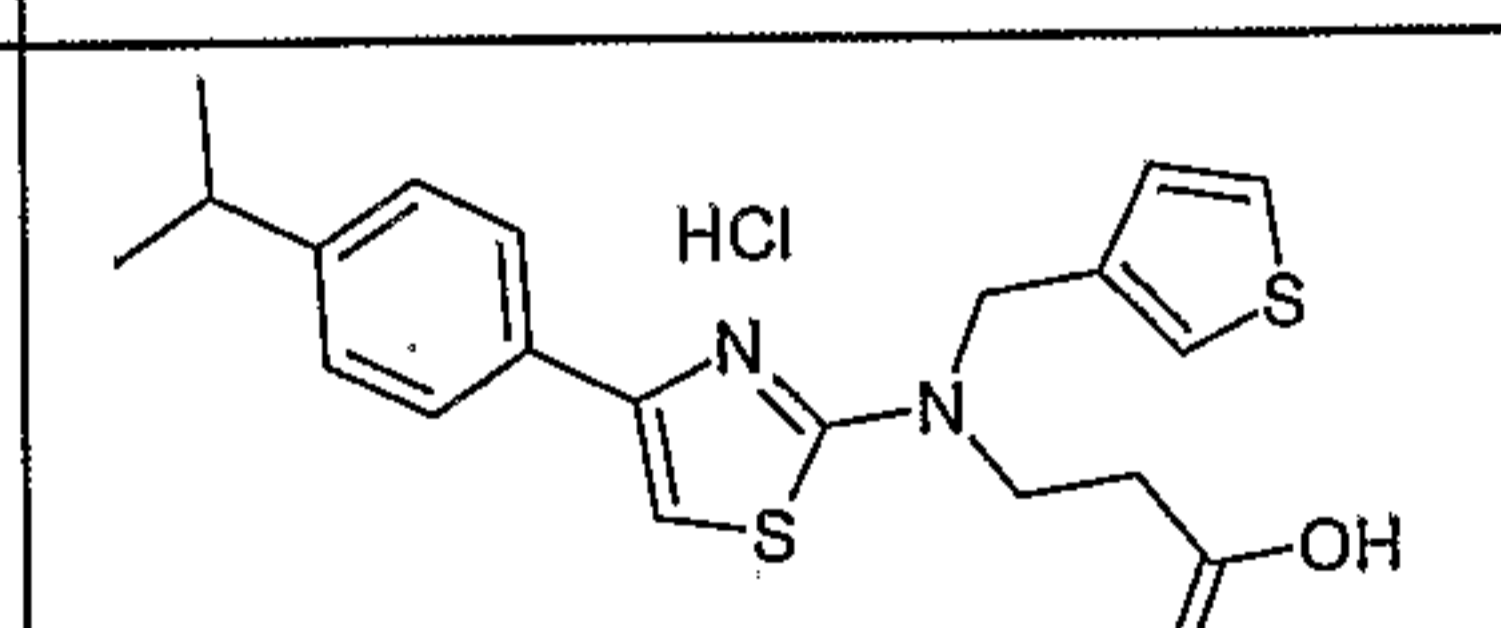
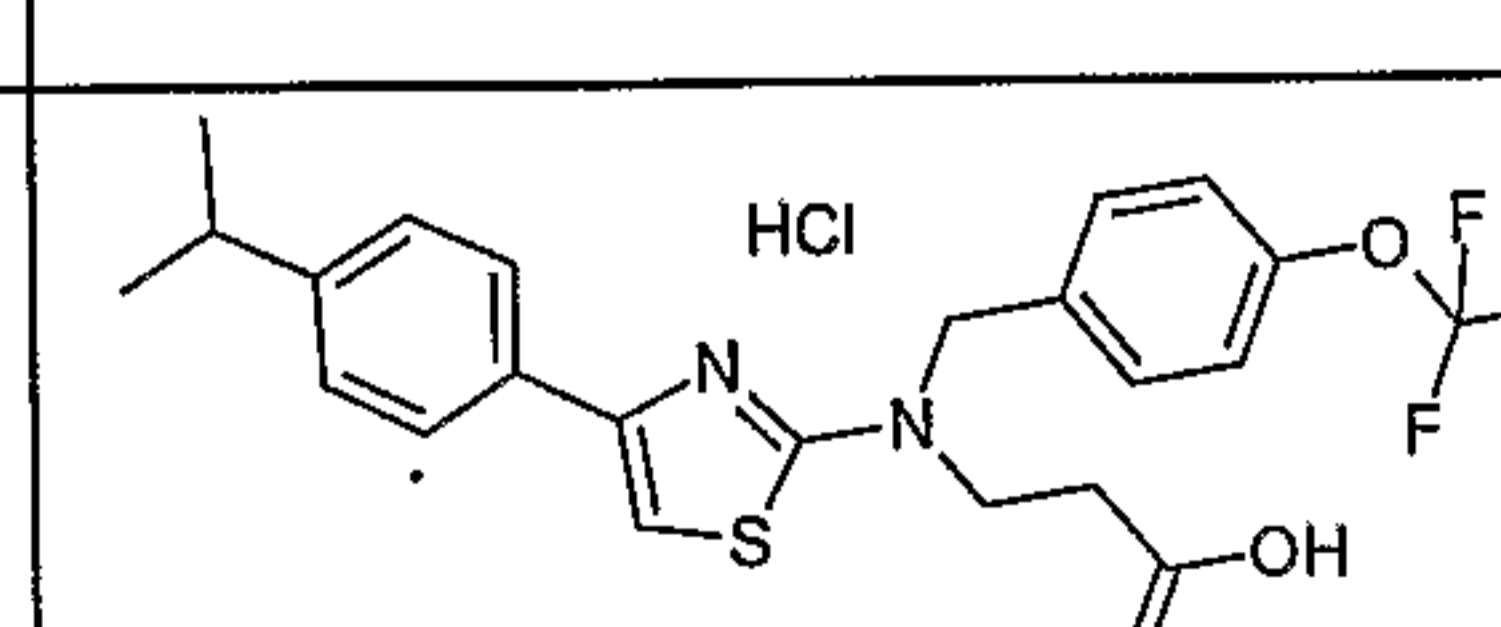
21		4-tert-Butyl-N-[4-(4-isopropyl-phenyl)-thiazol-2-yl]-benzenesulfonamide
22		4-Cyano-N-[4-(4-isopropyl-phenyl)-thiazol-2-yl]-benzenesulfonamide
23		N-[4-(4-Isopropyl-phenyl)-thiazol-2-yl]-4-trifluoromethoxy-benzenesulfonamide
24		4-[4-(4-Isopropyl-phenyl)-thiazol-2-ylsulfamoyl]-benzoic acid
25		{(2,5-Dimethoxy-benzenesulfonyl)-[4-(4-isopropyl-phenyl)-thiazol-2-yl]-amino}-acetic acid
26		4-[(2,5-Dimethoxy-benzenesulfonyl)-[4-(4-isopropyl-phenyl)-thiazol-2-yl]-amino]-butyric acid
27		[[4-(4-Isopropyl-phenyl)-thiazol-2-yl]-(3-methoxy-benzenesulfonyl)-amino]-acetic acid
28		{(4-Cyano-benzenesulfonyl)-[4-(4-isopropyl-phenyl)-thiazol-2-yl]-amino}-acetic acid

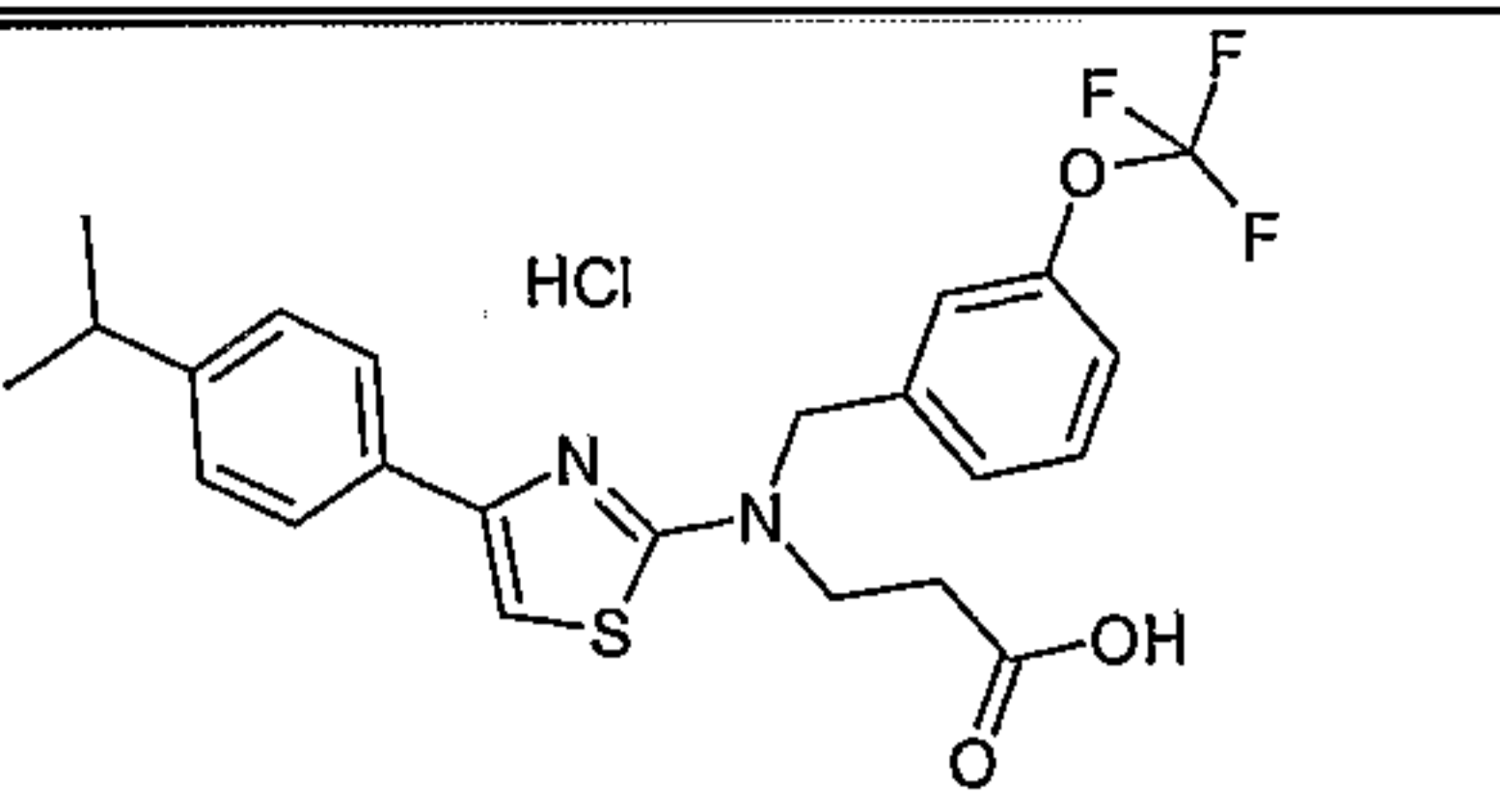
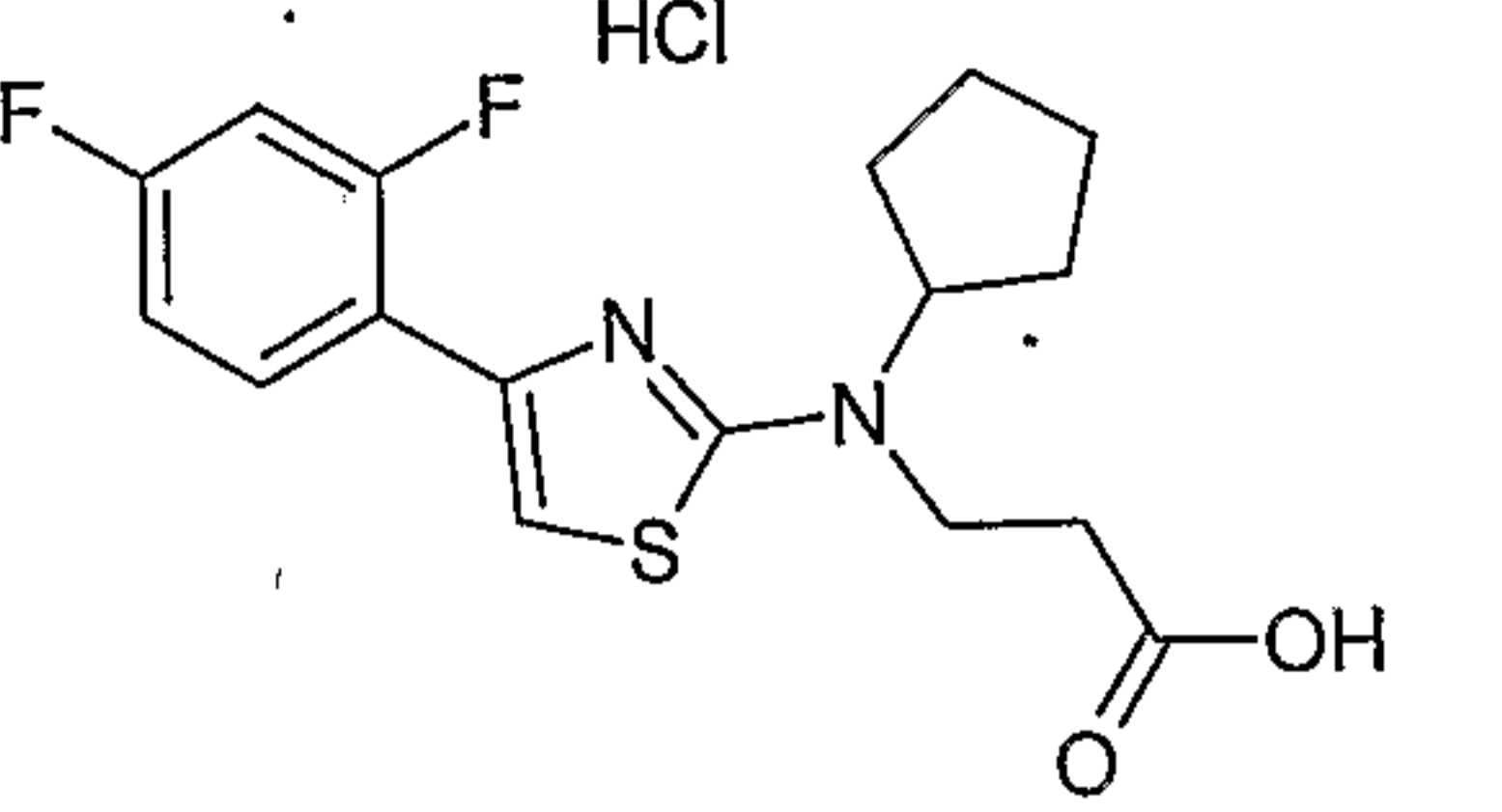
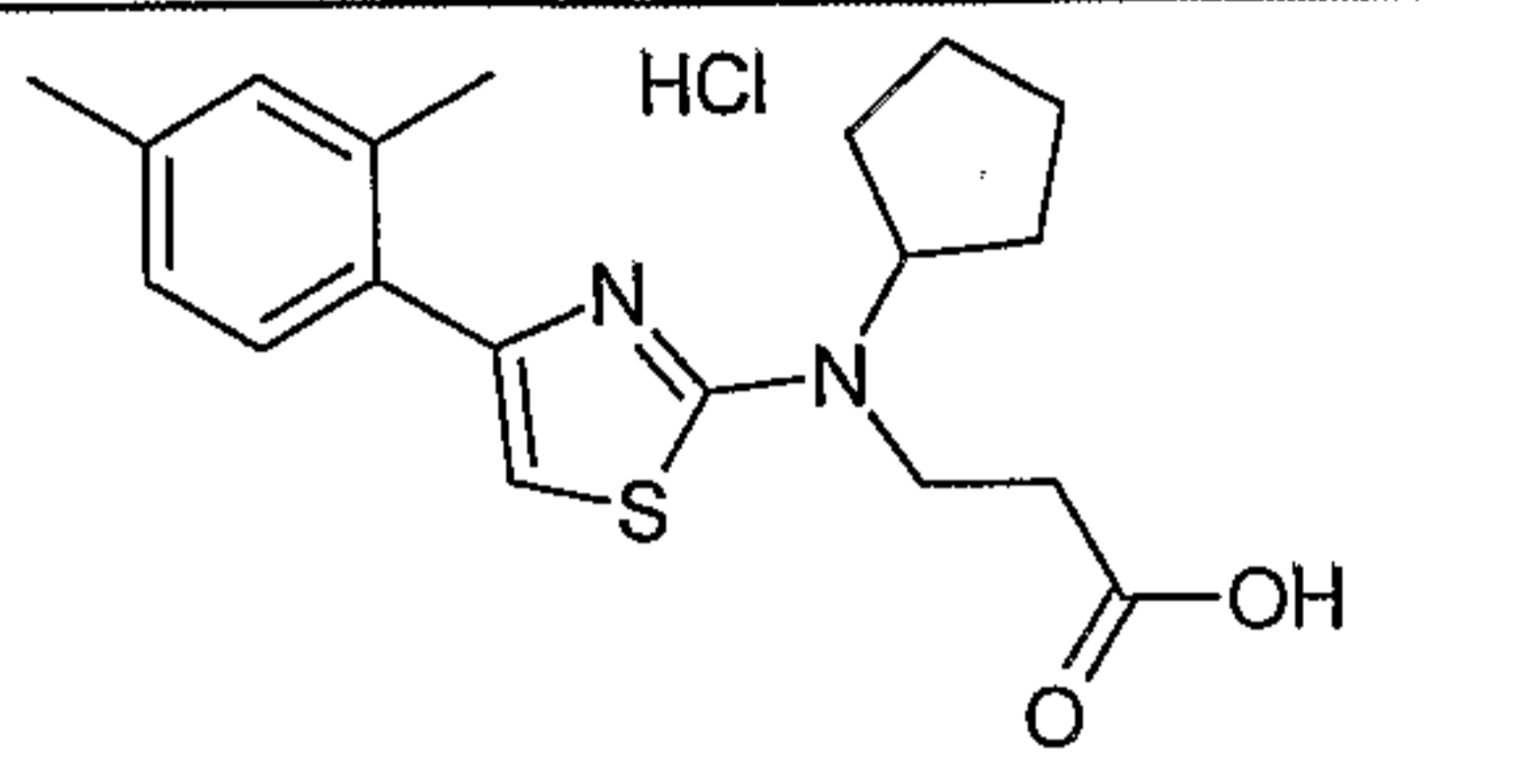
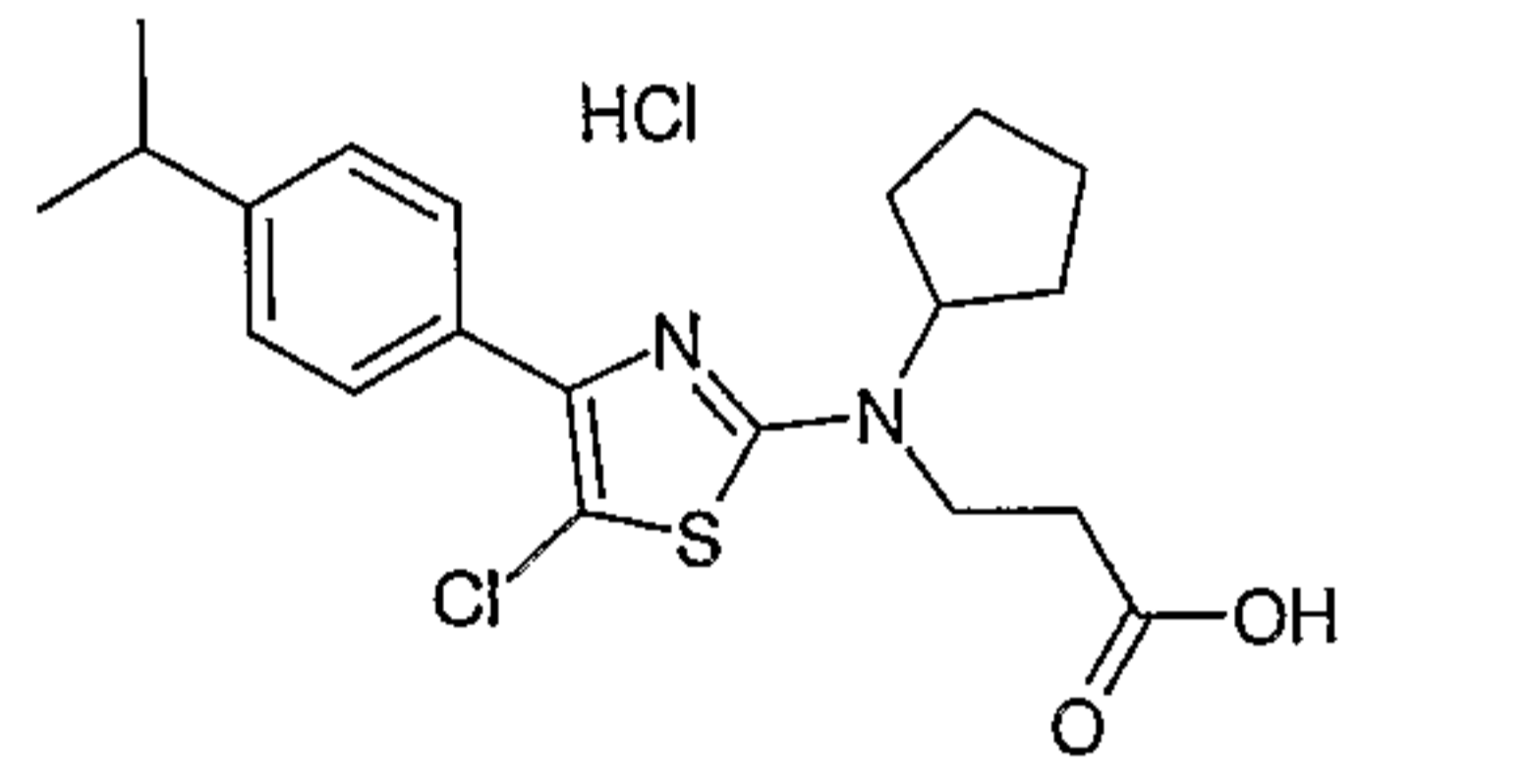
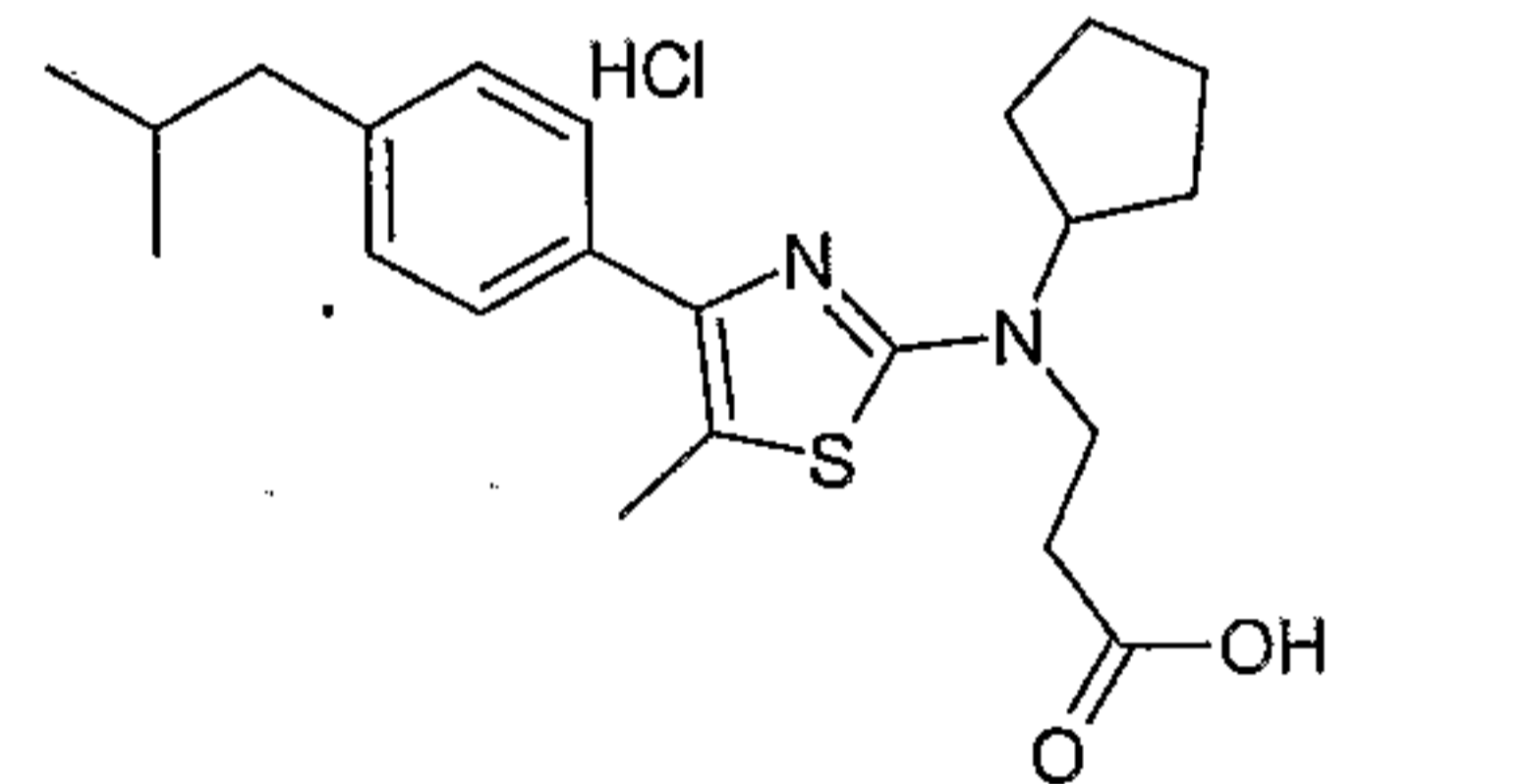
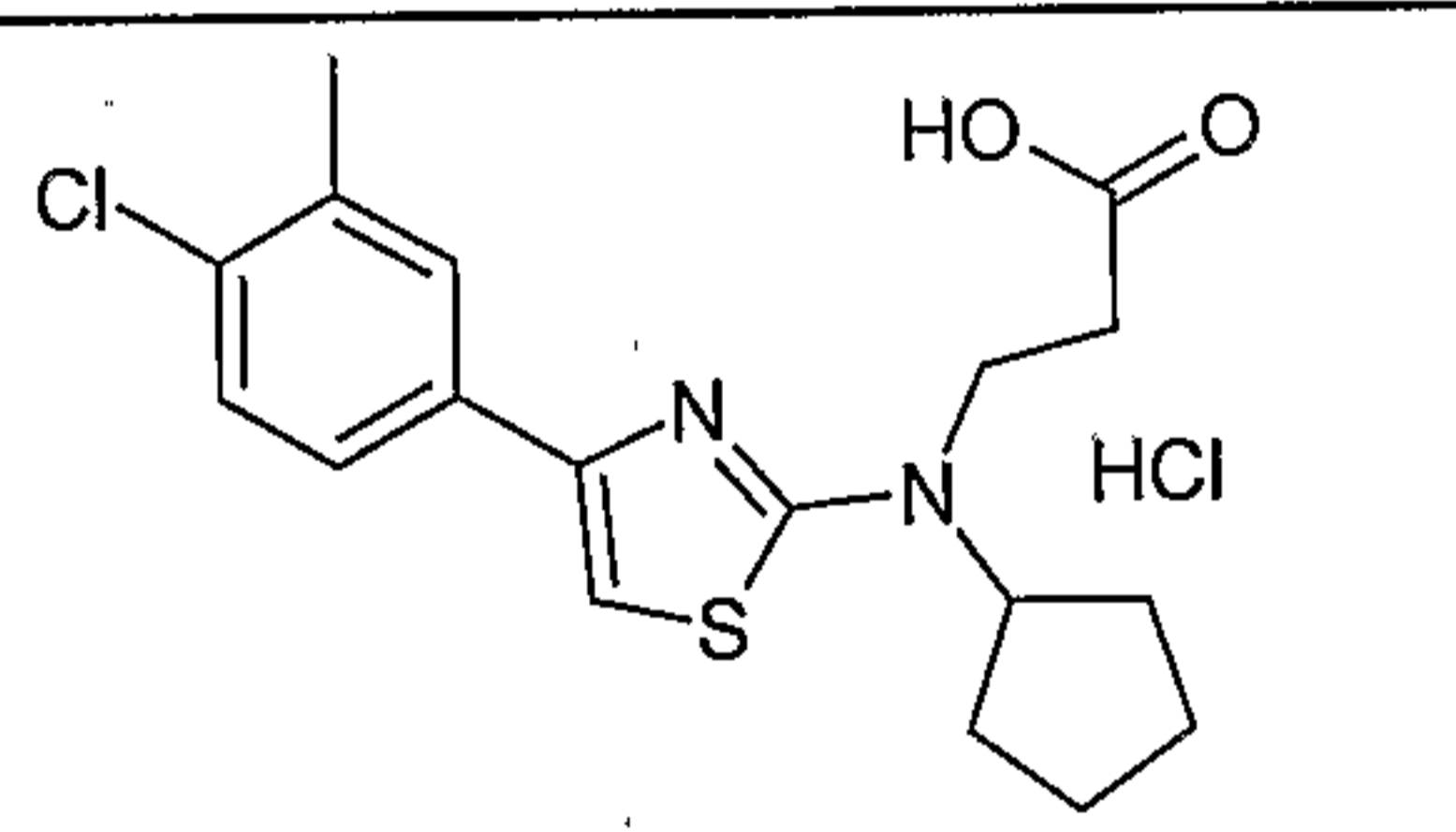
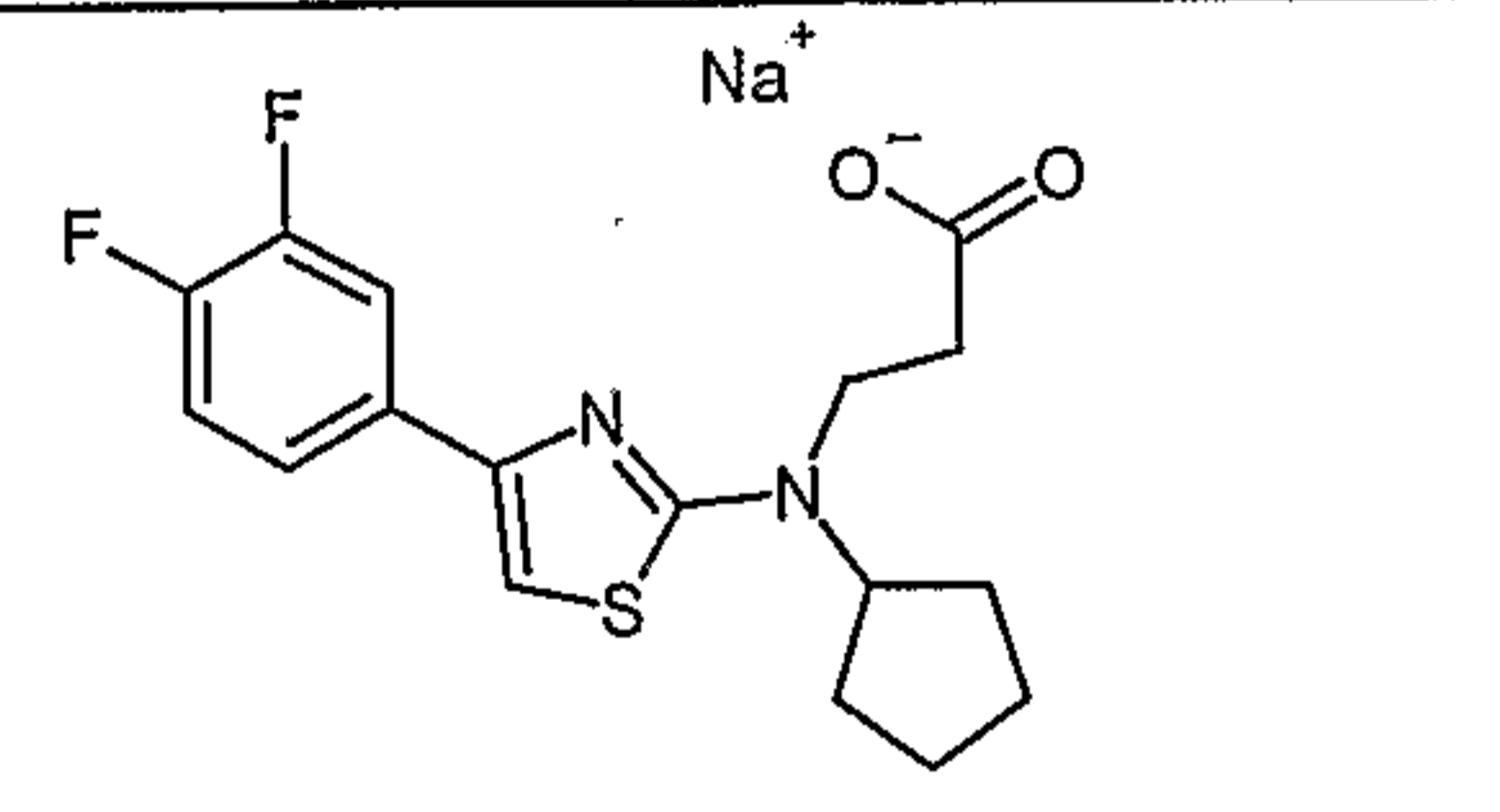
29		3-((3,4-Dichloro-benzenesulfonyl)-[4-(4-isopropyl-phenyl)-thiazol-2-yl]-amino)-propionic acid
30		3-((4-Chloro-benzenesulfonyl)-[4-(4-isopropyl-phenyl)-thiazol-2-yl]-amino)-propionic acid
31		3-((4-tert-Butyl-benzenesulfonyl)-[4-(4-isopropyl-phenyl)-thiazol-2-yl]-amino)-propionic acid
32		3-((4-Fluoro-benzenesulfonyl)-[4-(4-isopropyl-phenyl)-thiazol-2-yl]-amino)-propionic acid
33		((4-Chloro-benzenesulfonyl)-[4-(4-isopropyl-phenyl)-thiazol-2-yl]-amino)-acetic acid
34		[[4-(4-Isopropyl-phenyl)-thiazol-2-yl]-(toluene-4-sulfonyl)-amino]-acetic acid
35		Sodium 3-[[4-(4-isopropyl-phenyl)-thiazol-2-yl]-thiophen-2-ylmethyl-amino]-propionate
36		3-[Thiophen-2-ylmethyl-(4-p-tolyl)-thiazol-2-yl]-amino]-propionic acid Hydrochloride
37		3-(Cyclopentyl-[4-(4-(trans-4-methyl-cyclohexyloxy)-phenyl)-thiazol-2-yl]-amino)-propionic acid Hydrochloride

38		3-[[5-Chloro-4-(2,4-dimethyl-phenyl)-thiazol-2-yl]-cyclopentyl-amino]-propionic acid Hydrochloride
39		3-[[4-(4-Isopropyl-phenyl)-thiazol-2-yl]-thiophen-3-yl-amino]-propionic acid
40		3-[4-(4-Isopropyl-phenyl)-thiazol-2-ylamino]-propionic acid
41		Sodium 3-[(4-chloro-benzyl)-[4-(4-isopropyl-phenyl)-thiazol-2-yl] amino]-propionate
42		3-[Benzyl-[4-(4-isopropyl-phenyl)-thiazol-2-yl]-amino]-propionic acid Hydrochloride
43		3-[Furan-2-ylmethyl-[4-(4-isopropyl-phenyl)-thiazol-2-yl]-amino]-propionic acid Hydrochloride
44		3-[[4-(4-Fluoro-phenyl)-thiazol-2-yl]-thiophen-2-ylmethyl-amino]-propionic acid Hydrochloride
45		3-[[4-(4-Chloro-phenyl)-thiazol-2-yl]-thiophen-2-ylmethyl-amino]-propionic acid Hydrochloride
46		3-[[4-(3,5-Bis-trifluoromethyl-phenyl)-thiazol-2-yl]-thiophen-2-ylmethyl-amino]-propionic acid Hydrochloride

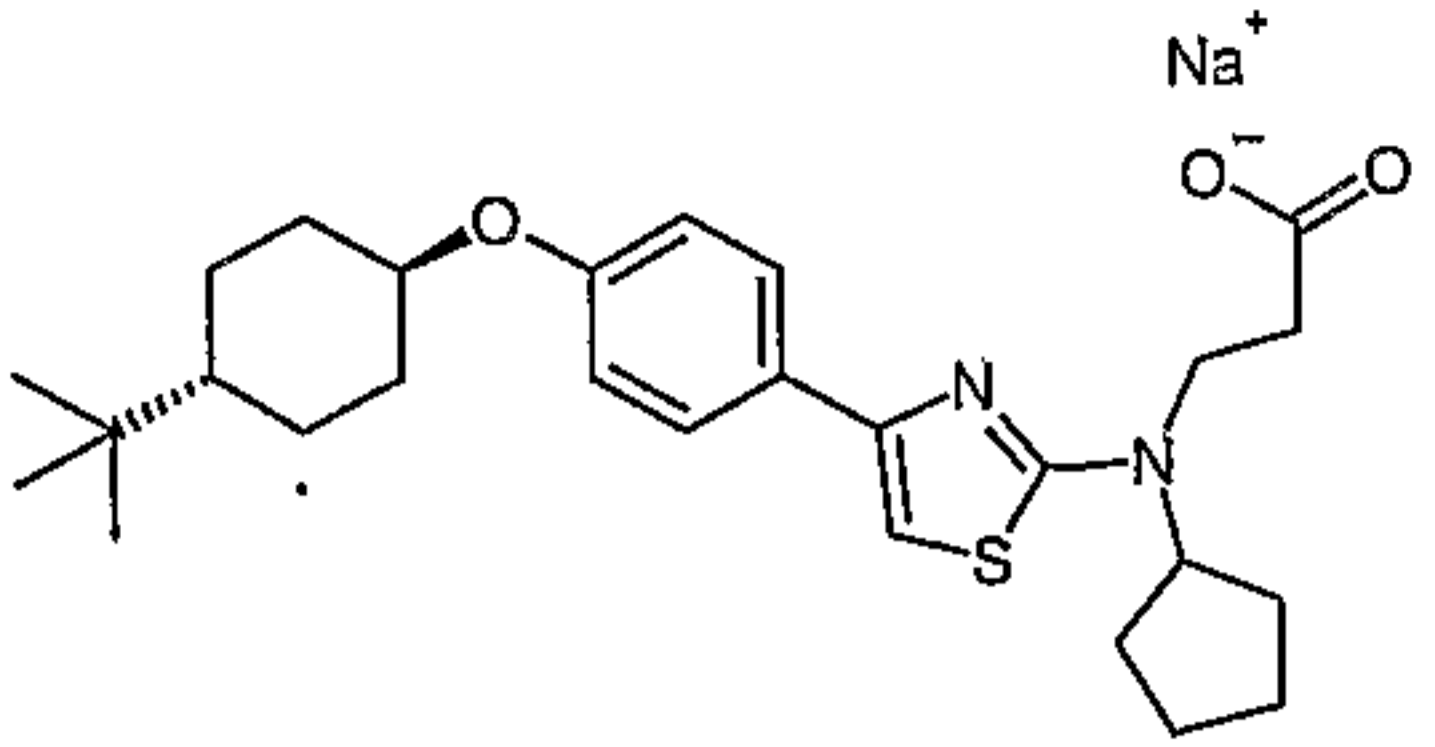
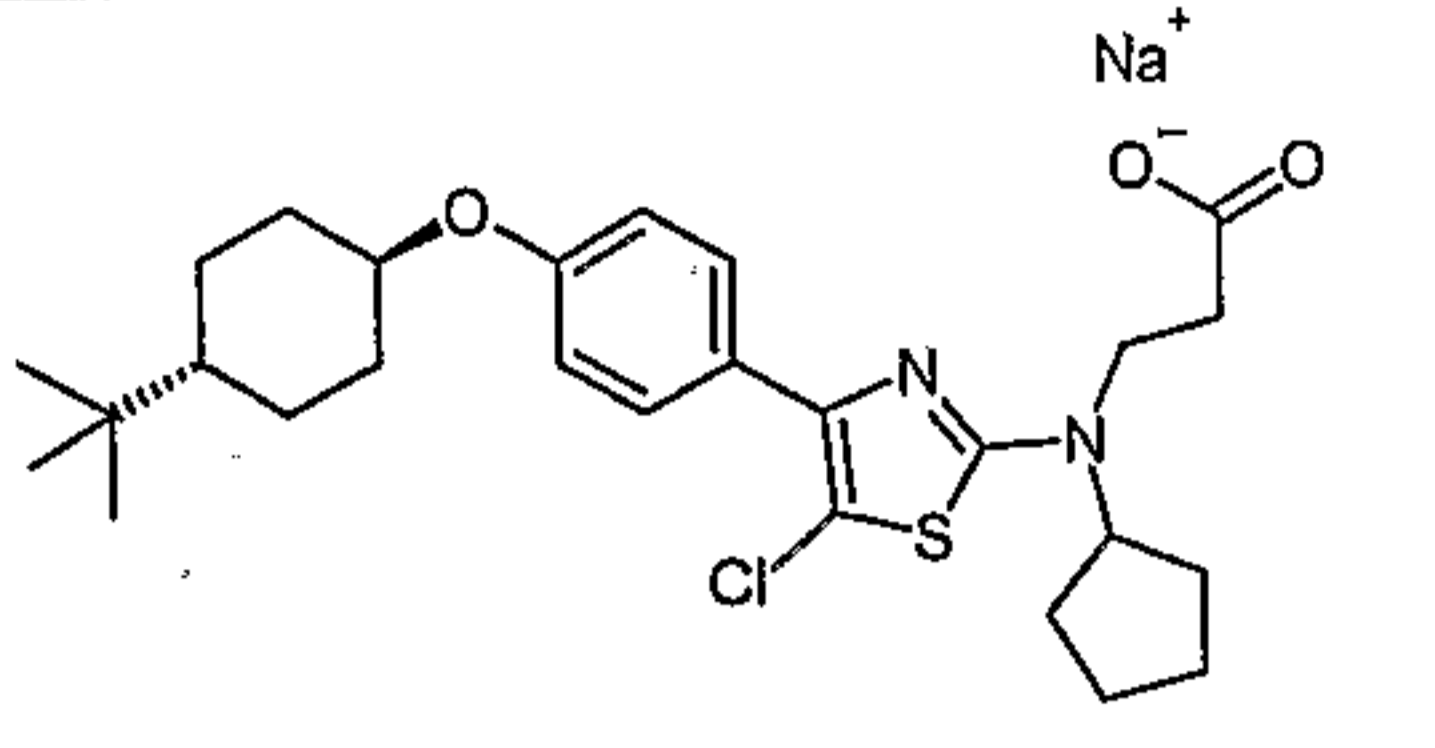
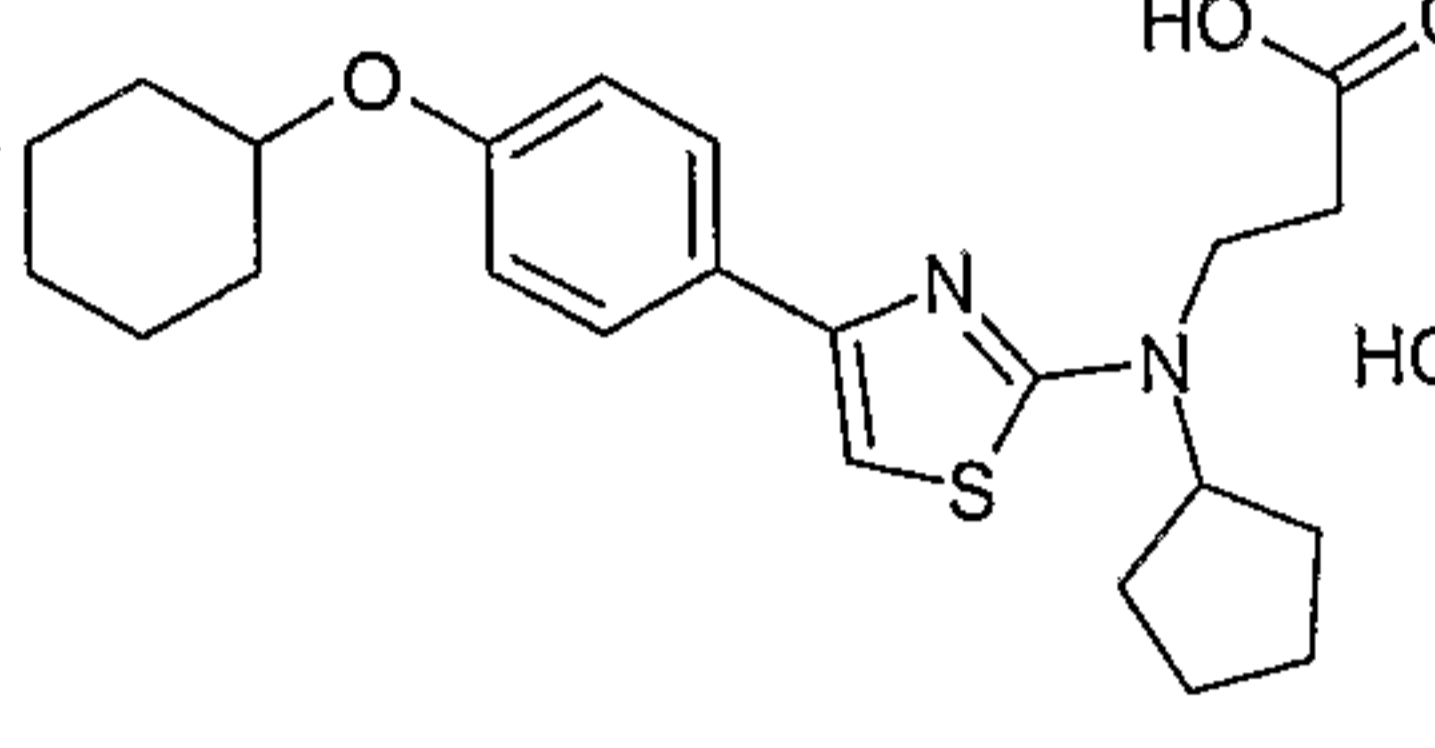
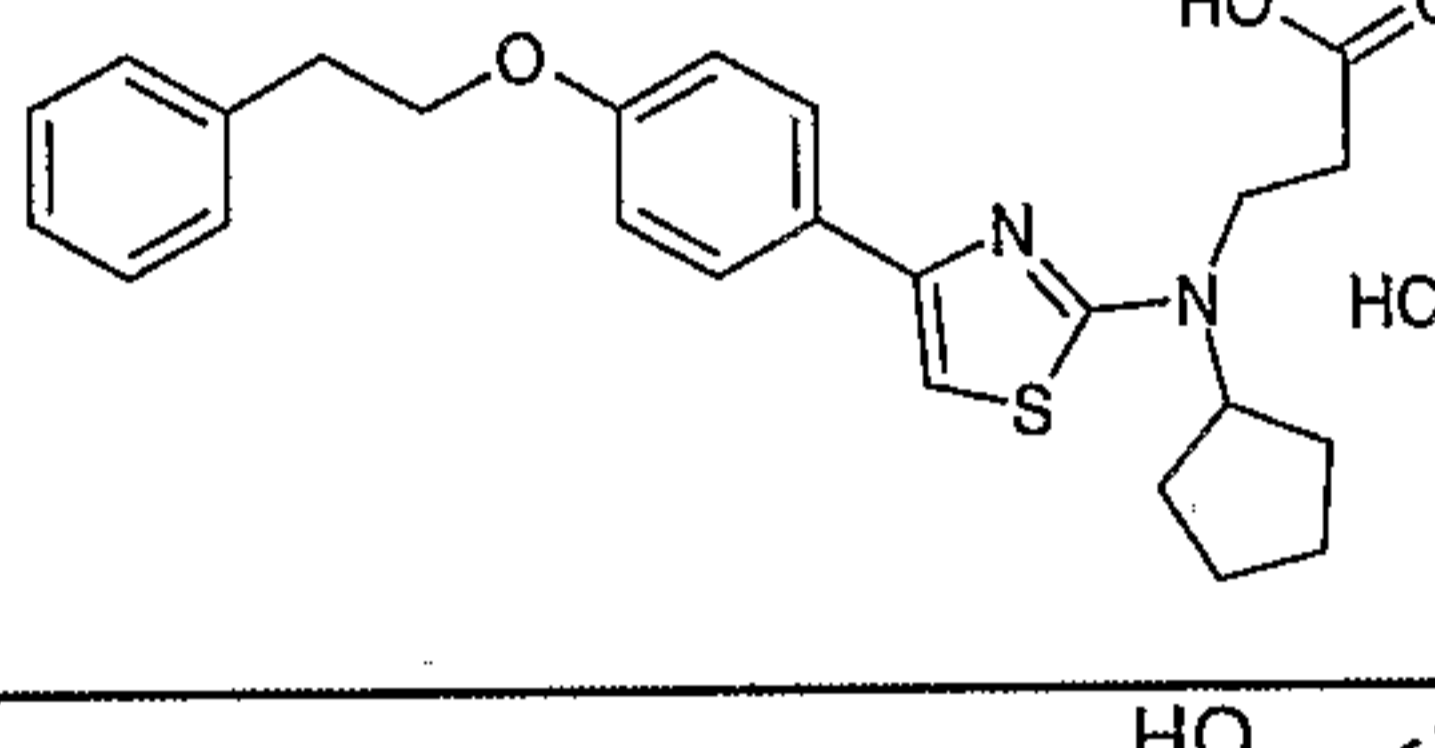
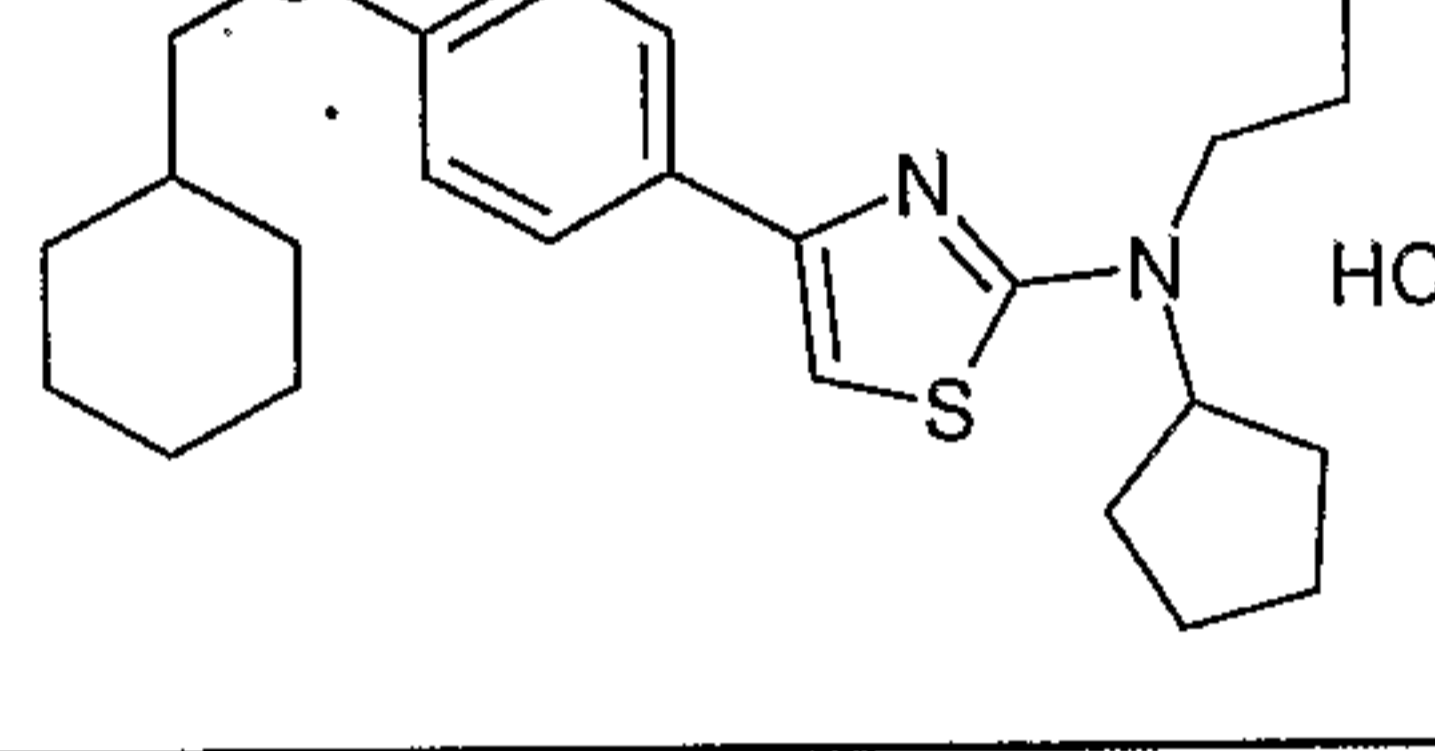
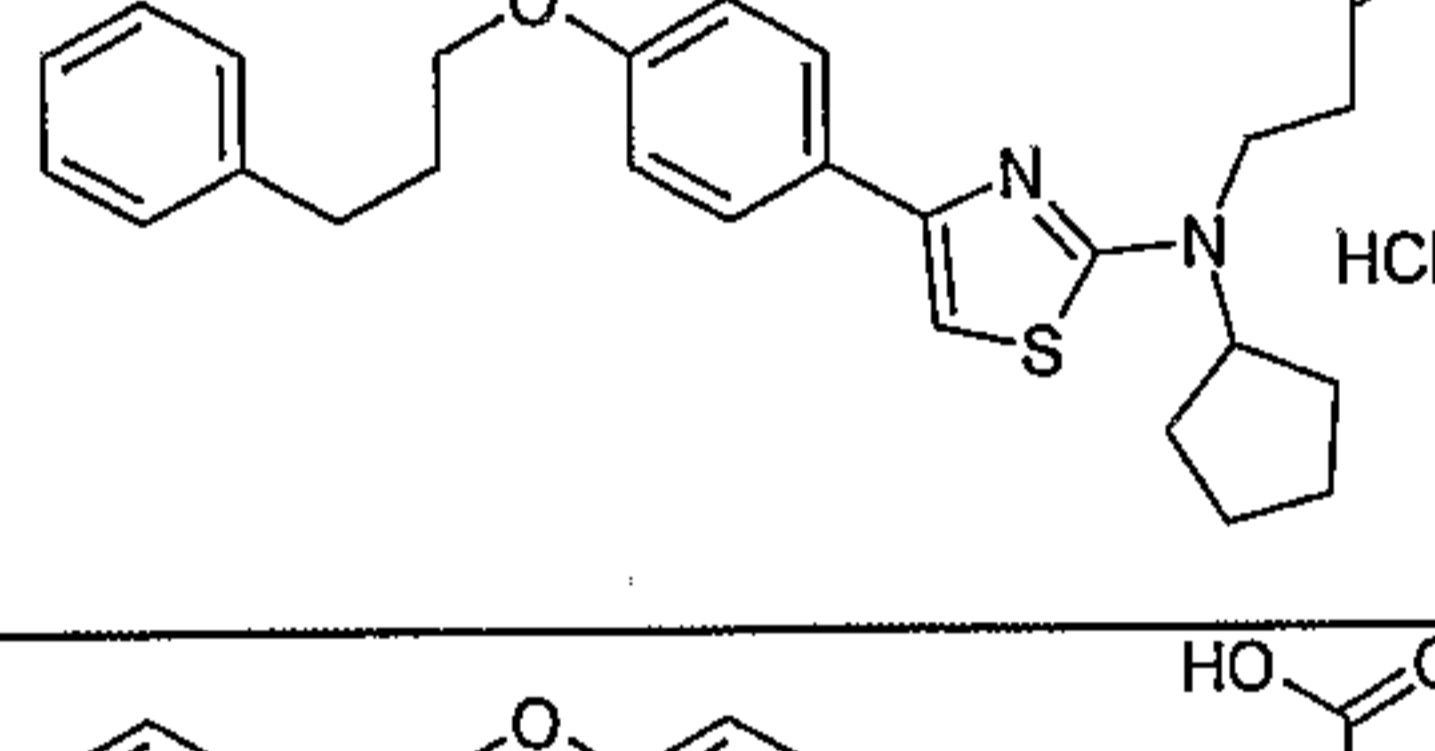
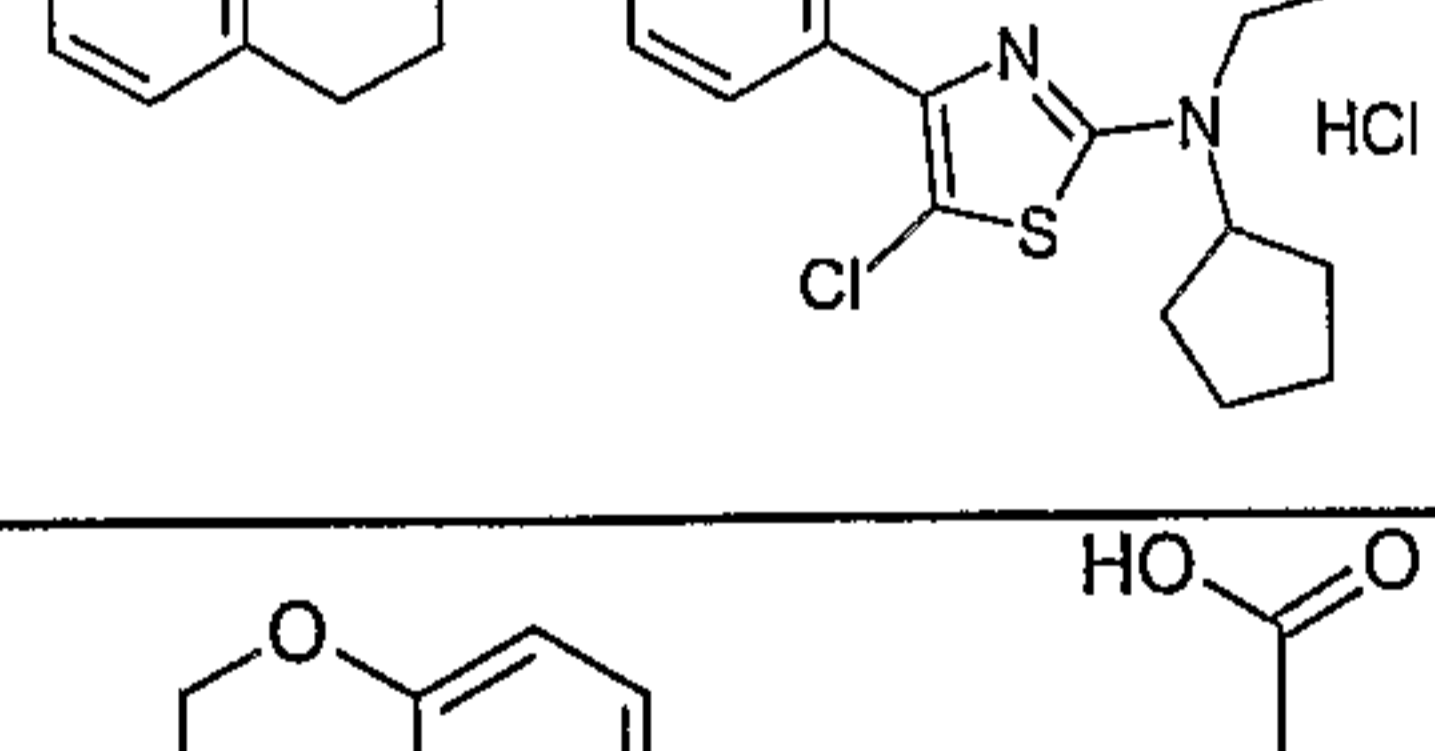
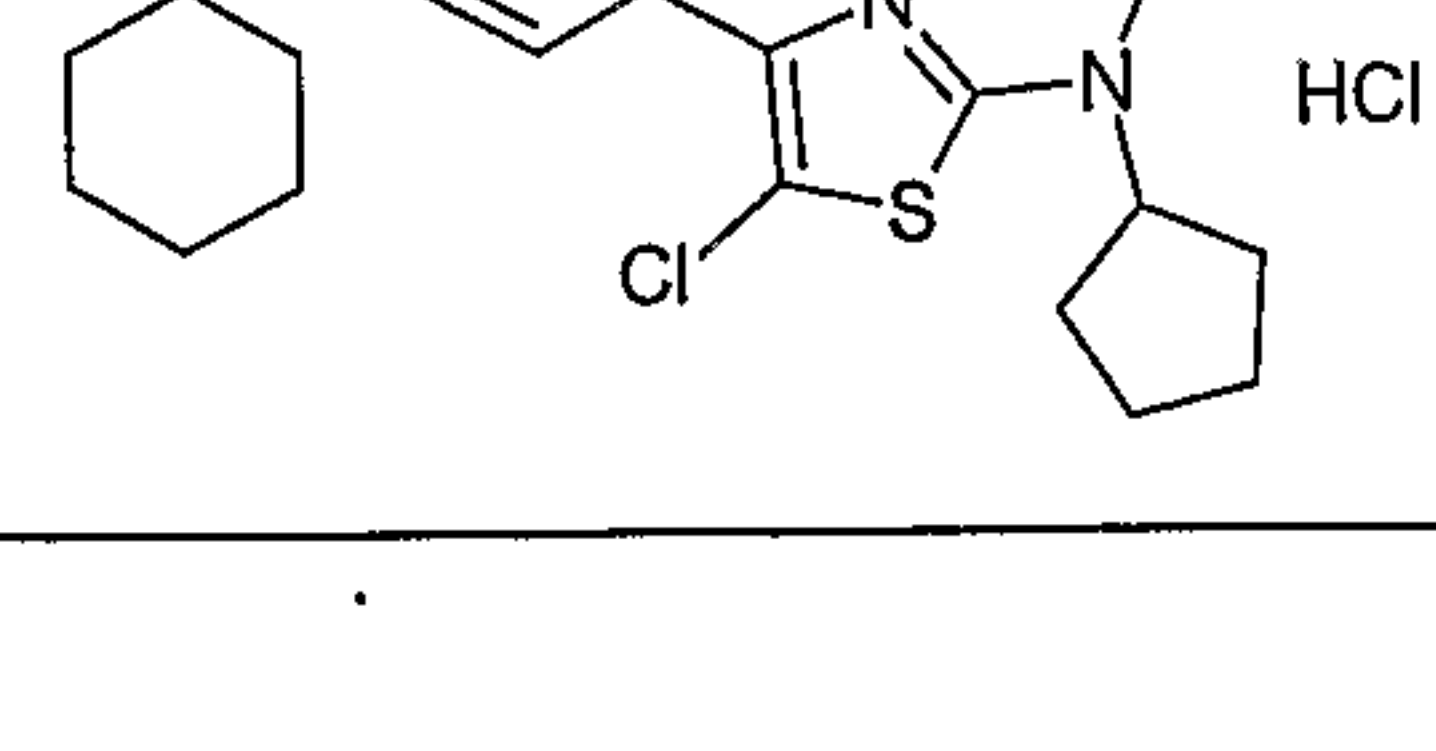
47		3-[[4-(4-Cyano-phenyl)-thiazol-2-yl]-thiophen-2-ylmethyl-amino]-propionic acid Hydrochloride
48		3-[[4-(Naphthalen-2-yl-thiazol-2-yl)-thiophen-2-ylmethyl-amino]-propionic acid Hydrochloride
49		3-{Thiophen-2-ylmethyl-[4-(4-trifluoromethoxy-phenyl)-thiazol-2-yl]-amino}-propionic acid Hydrochloride
50		3-[(5-Methyl-4-phenyl-thiazol-2-yl)-thiophen-2-ylmethyl-amino]-propionic acid Hydrochloride
51		3-[(4,5-Diphenyl-thiazol-2-yl)-thiophen-2-ylmethyl-amino]-propionic acid Hydrochloride
52		3-[[4-(3-Chloro-4-methyl-phenyl)-5-methyl-thiazol-2-yl]-thiophen-2-ylmethyl-amino]-propionic acid Hydrochloride
53		3-[[4-(3,4-Dihydroxy-phenyl)-thiazol-2-yl]-thiophen-2-ylmethyl-amino]-propionic acid Hydrochloride
54		Sodium 3-[[4-(biphenyl-4-yl)-thiazol-2-yl]-thiophen-2-ylmethyl-amino]-propionate
55		3-[[4-(3-Methoxy-phenyl)-thiazol-2-yl]-thiophen-2-ylmethyl-amino]-propionic acid Hydrochloride

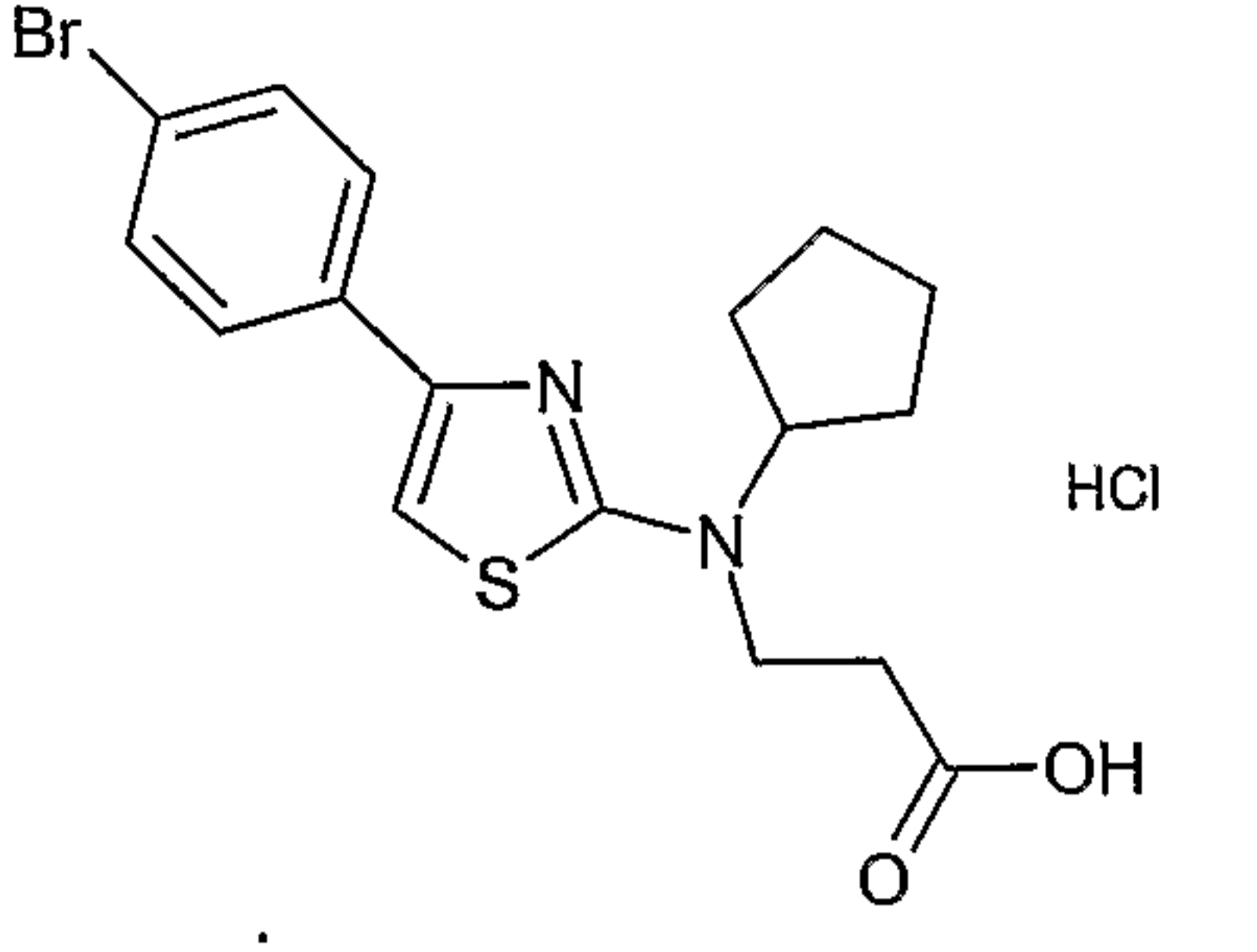
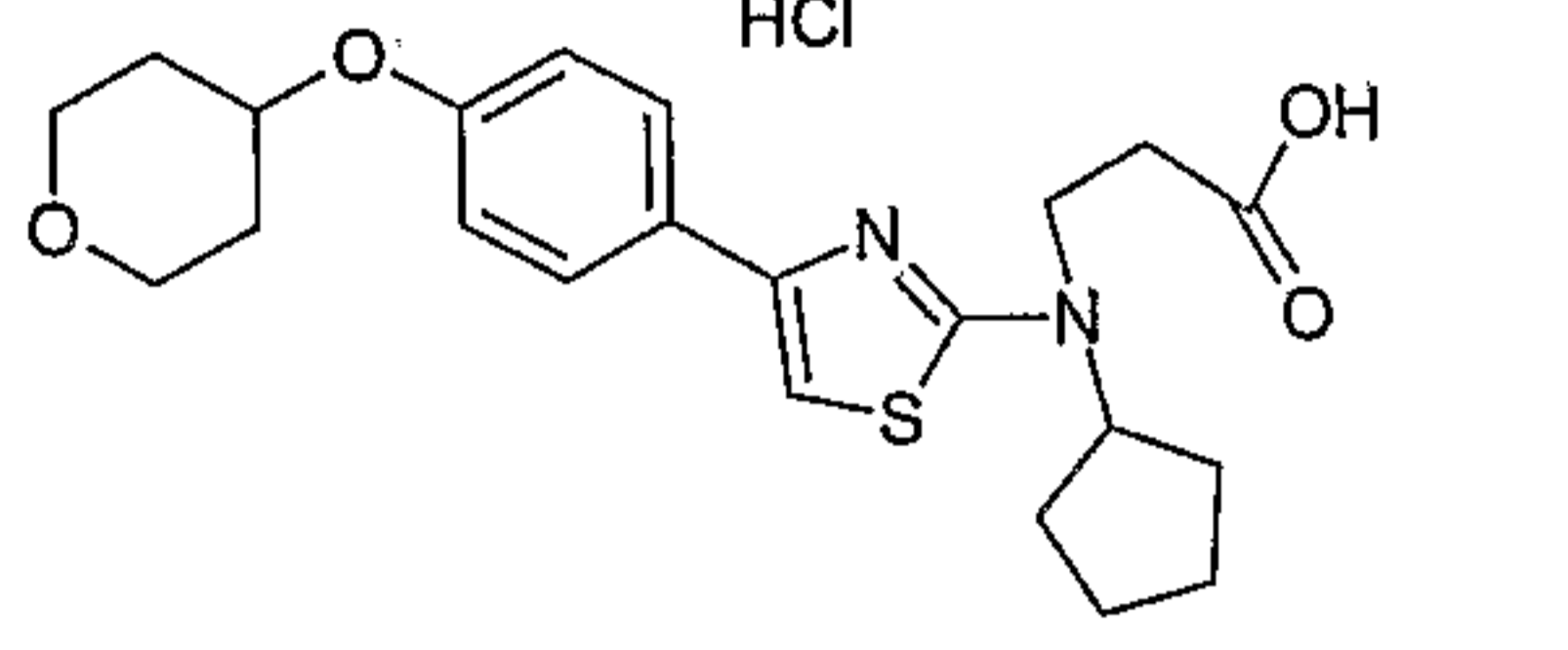
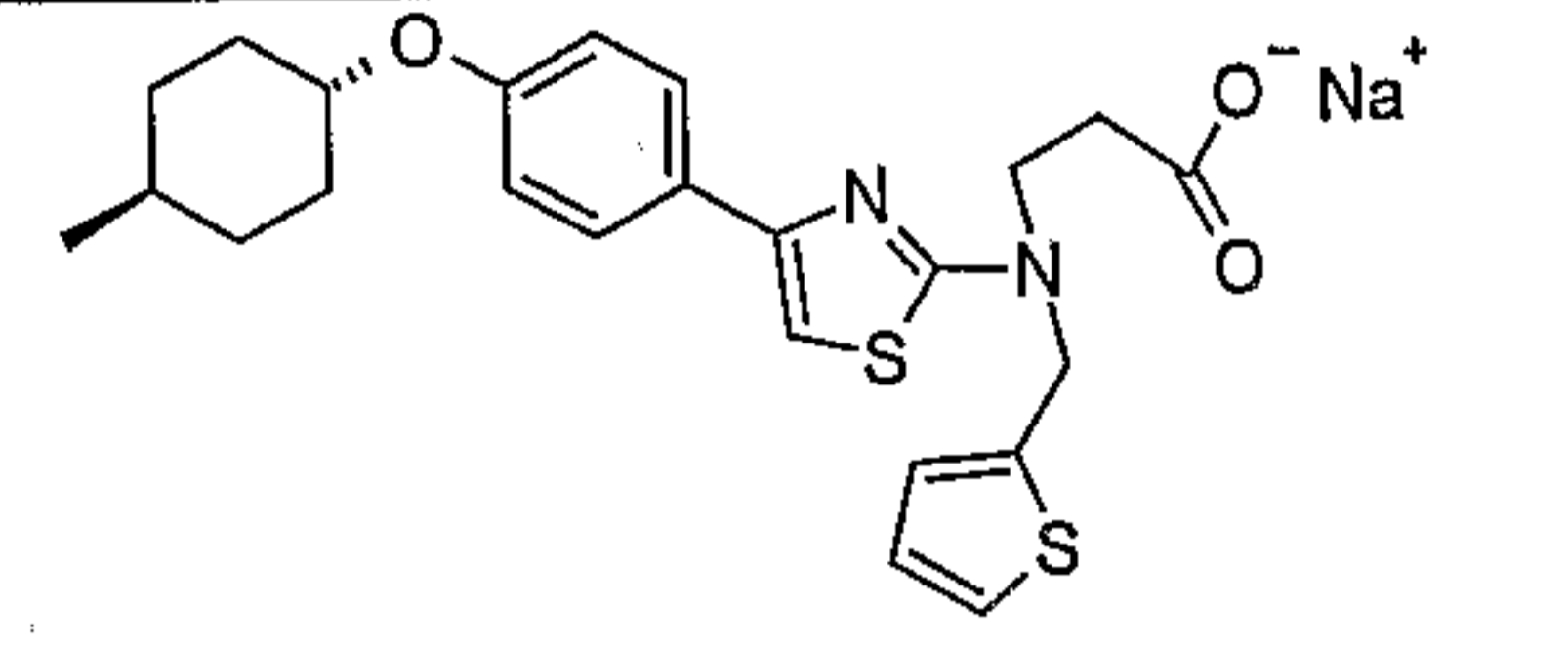
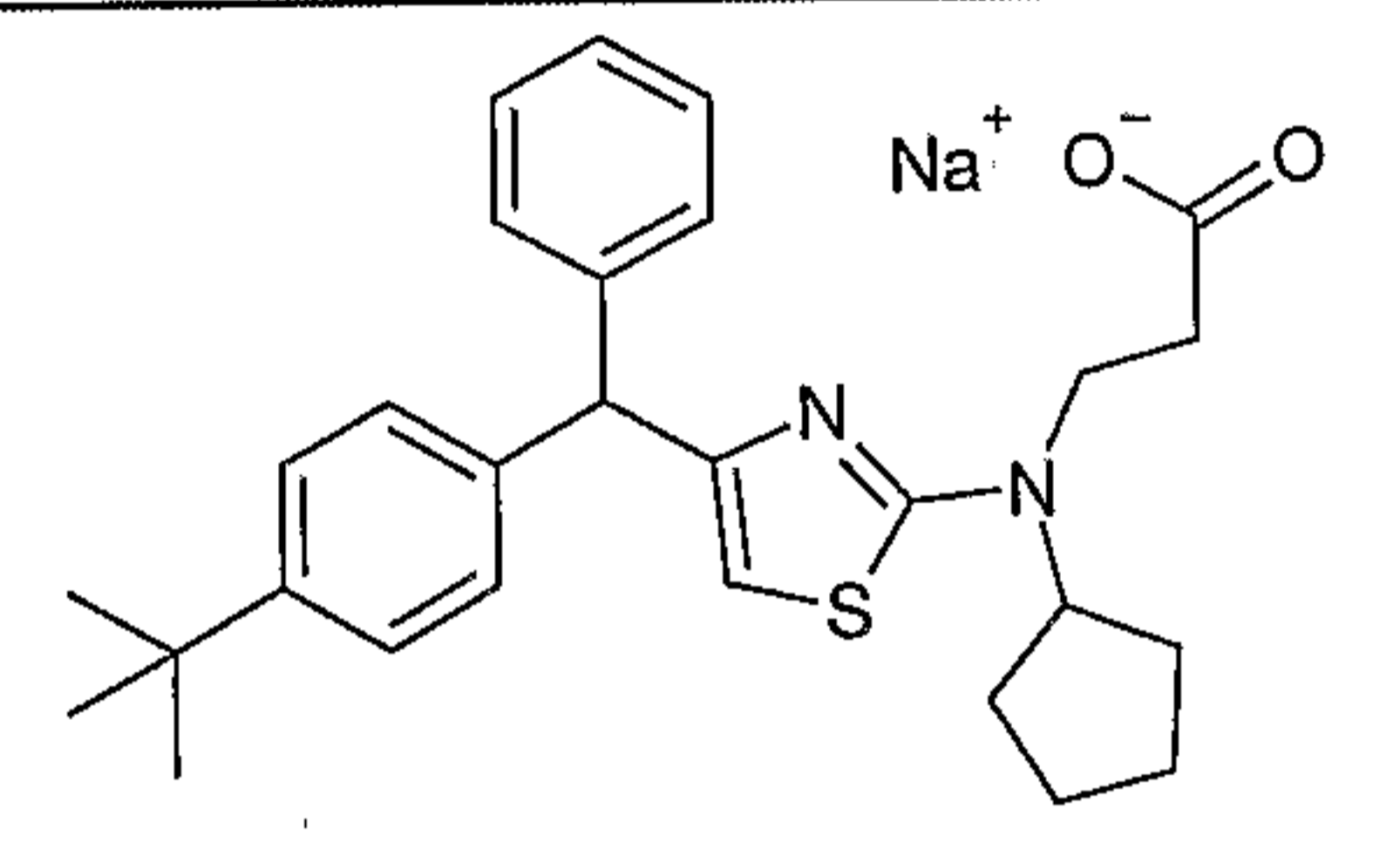
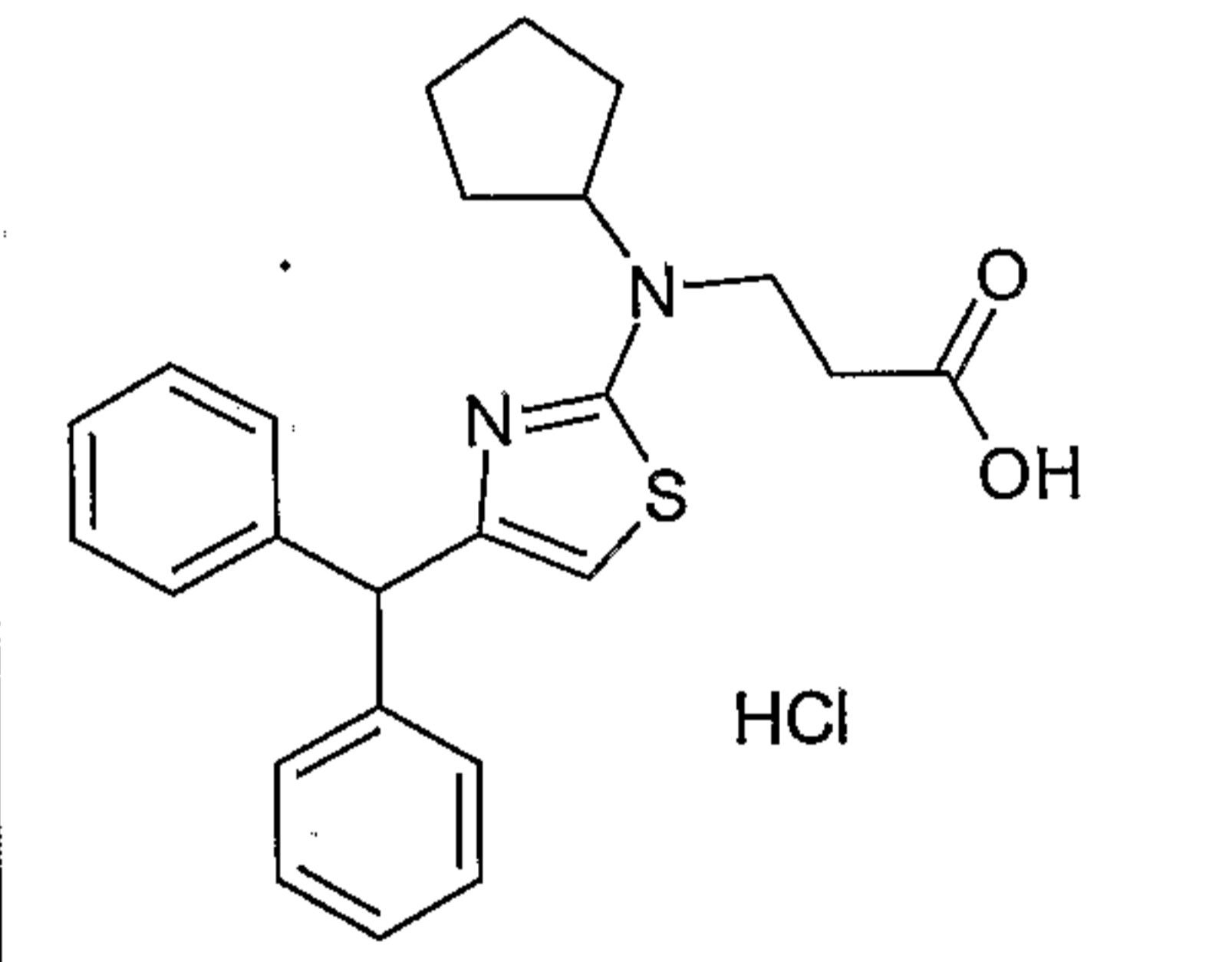
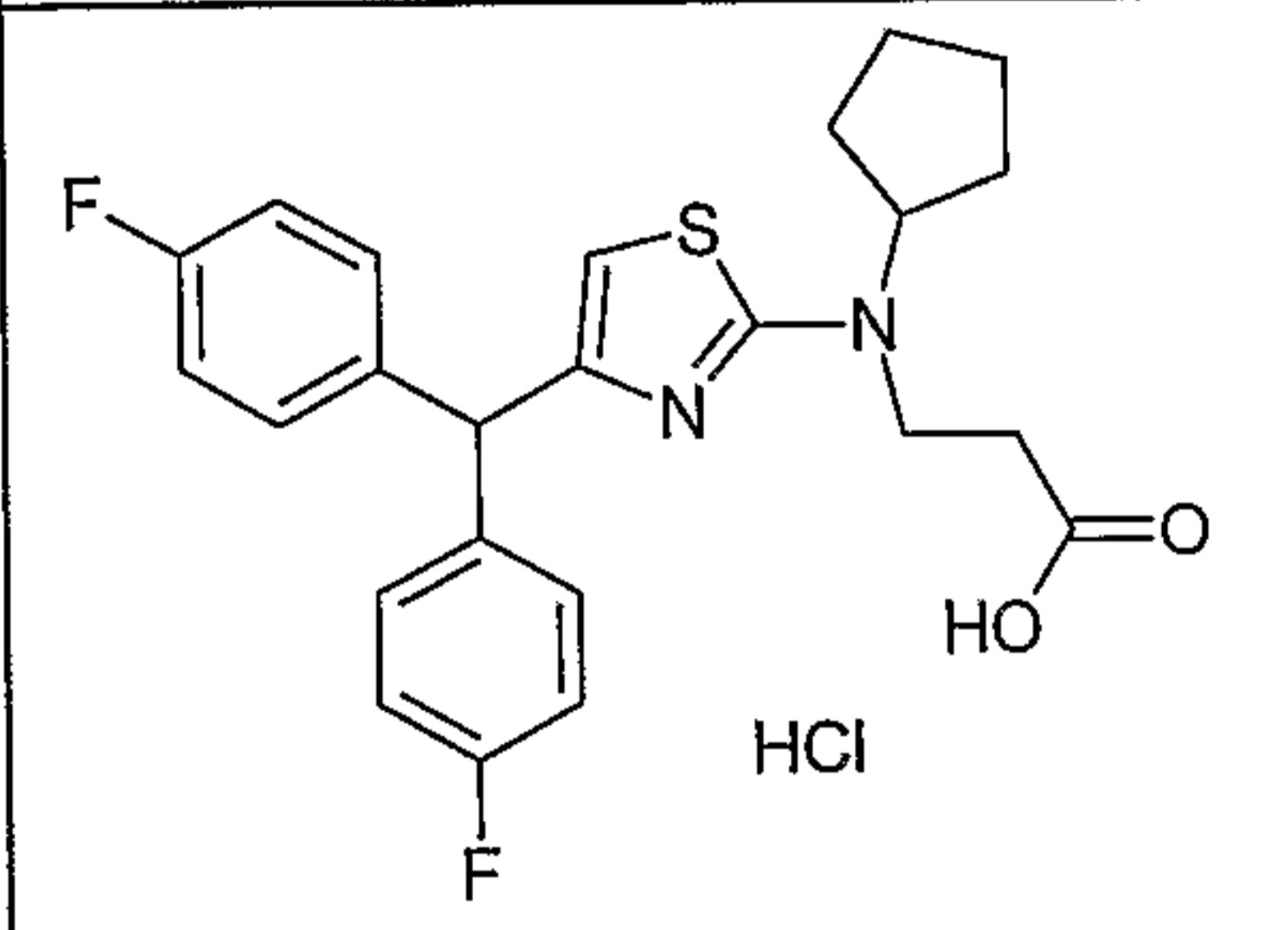
56		3-[[4-(4-Methoxy-phenyl)-thiazol-2-yl]-thiophen-2-ylmethyl-amino]-propionic acid Hydrochloride
57		3-[[4-(5,5,8,8-Tetramethyl-5,6,7,8-tetrahydro-naphthalen-2-yl)-thiazol-2-yl]-thiophen-2-ylmethyl-amino]-propionic acid Hydrochloride
58		3-[[4-(3,5-Di-tert-butyl-4-hydroxy-phenyl)-thiazol-2-yl]-thiophen-2-ylmethyl-amino]-propionic acid Hydrochloride
59		3-[[4-(4-isopropyl-phenyl)-thiazol-2-yl]-amino]-propionic acid Hydrochloride
60		3-[[4-(4-Isopropyl-phenyl)-thiazol-2-yl]-(3-methyl-butyl)-amino]-propionic acid Hydrochloride
61		3-[[4-(4-isopropyl-phenyl)-thiazol-2-yl]-(cyclohexylmethyl)-amino]-propionic acid Hydrochloride
62		Sodium 3-[[4-(4-isopropyl-phenyl)-thiazol-2-yl]-amino]-propionate
63		3-[[4-(4-Isopropyl-phenyl)-thiazol-2-yl]-(4-methoxy-benzyl)-amino]-propionic acid Hydrochloride
64		3-[[4-(4-Isopropyl-phenyl)-thiazol-2-yl]-(3-methoxy-benzyl)-amino]-propionic acid Hydrochloride

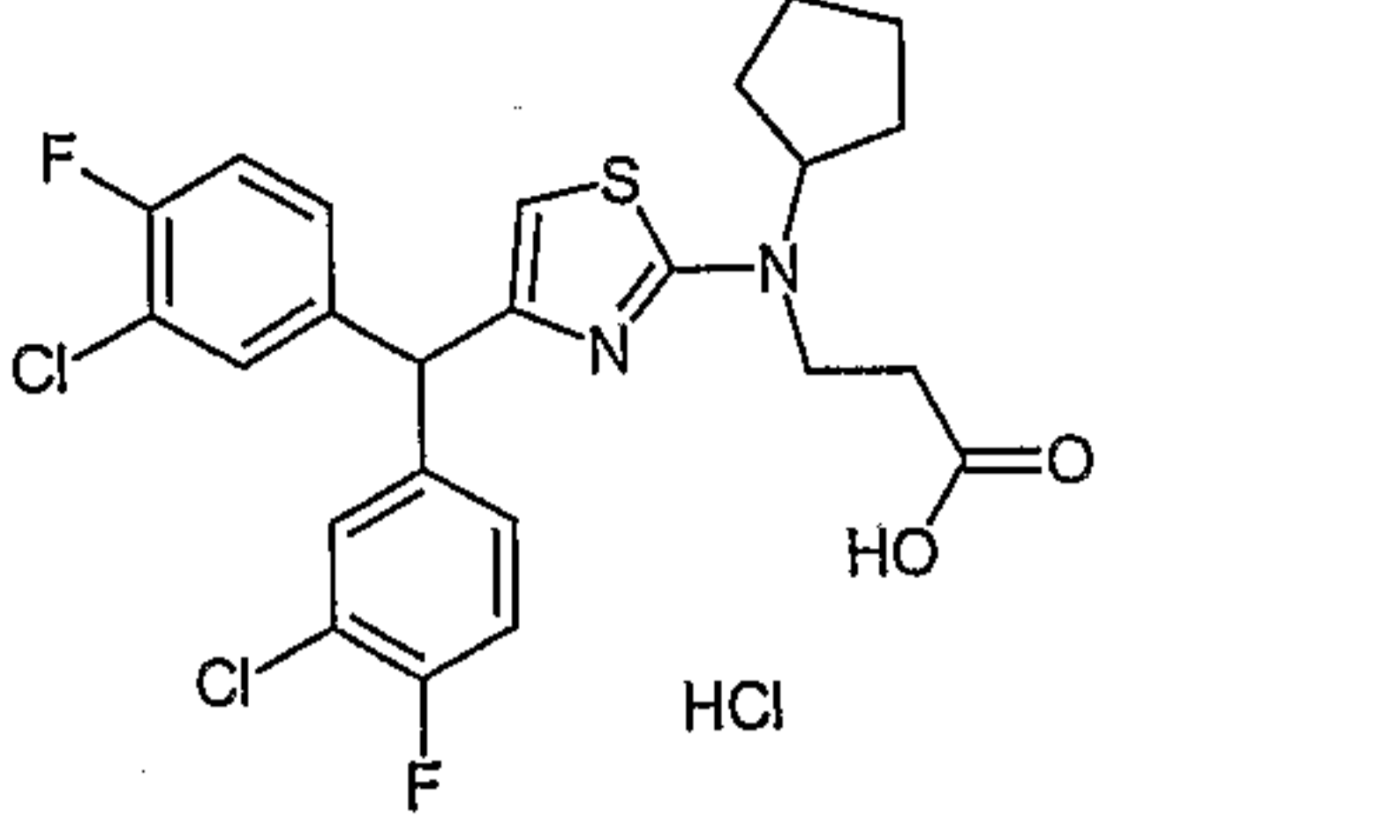
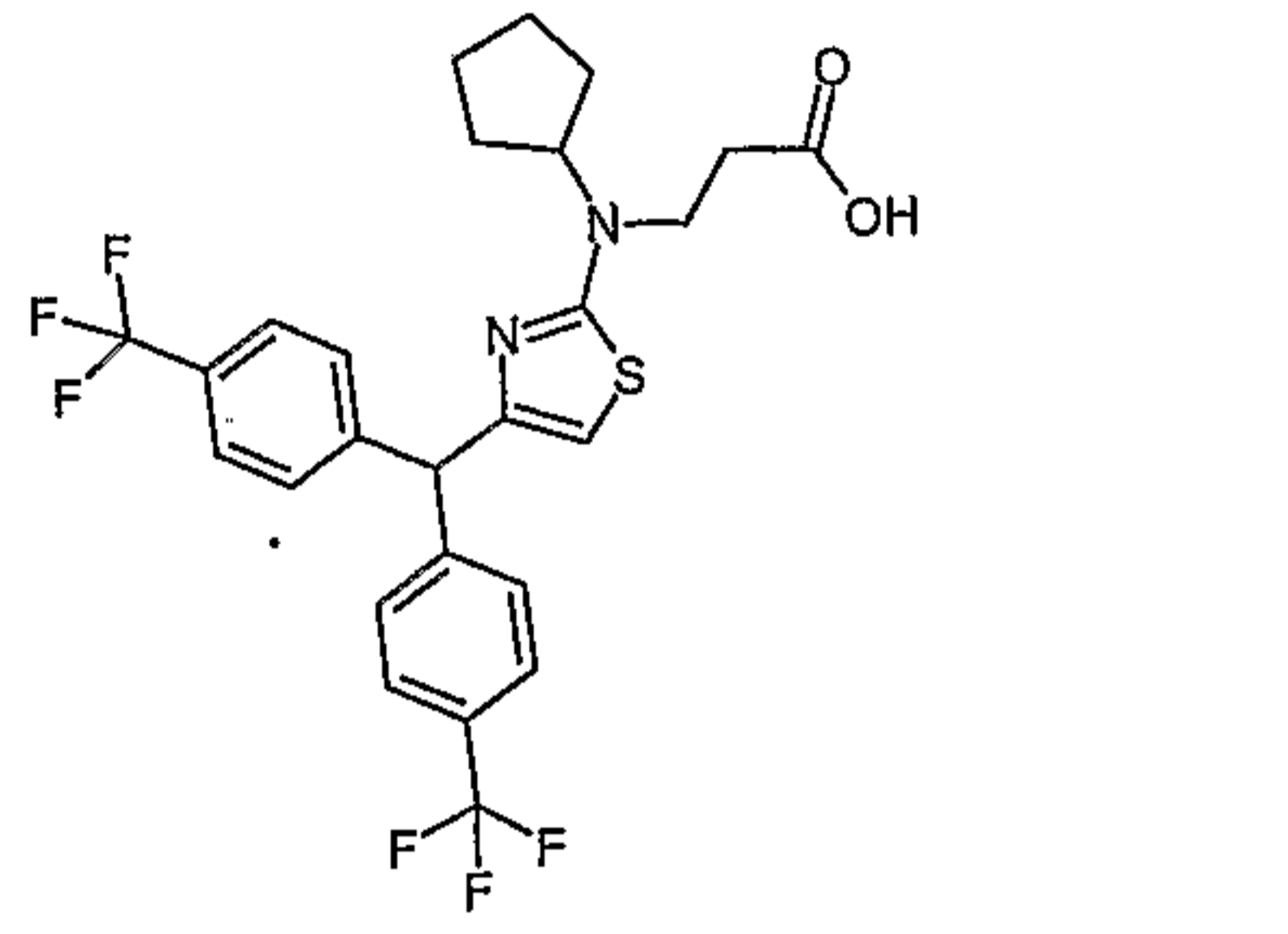
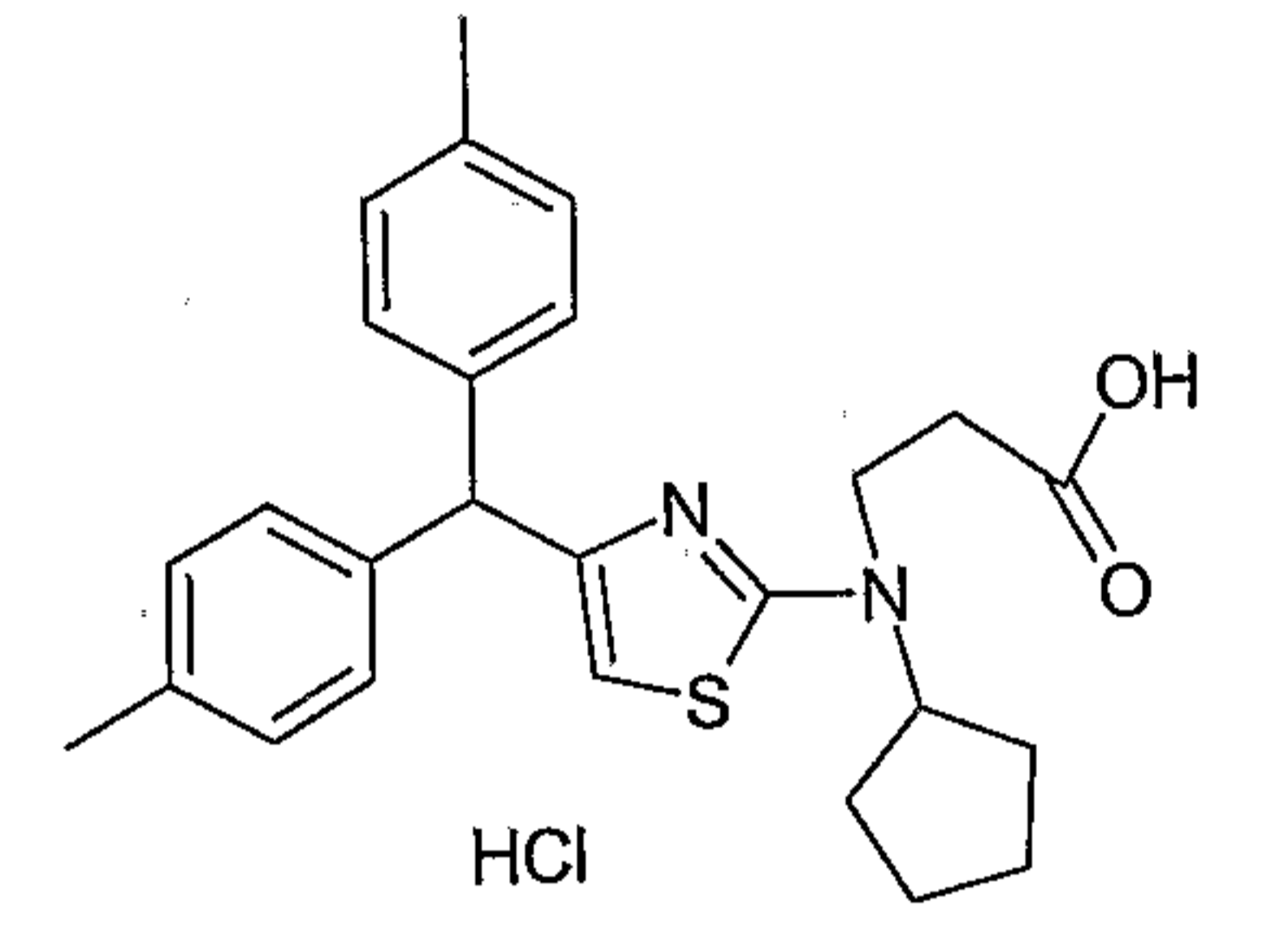
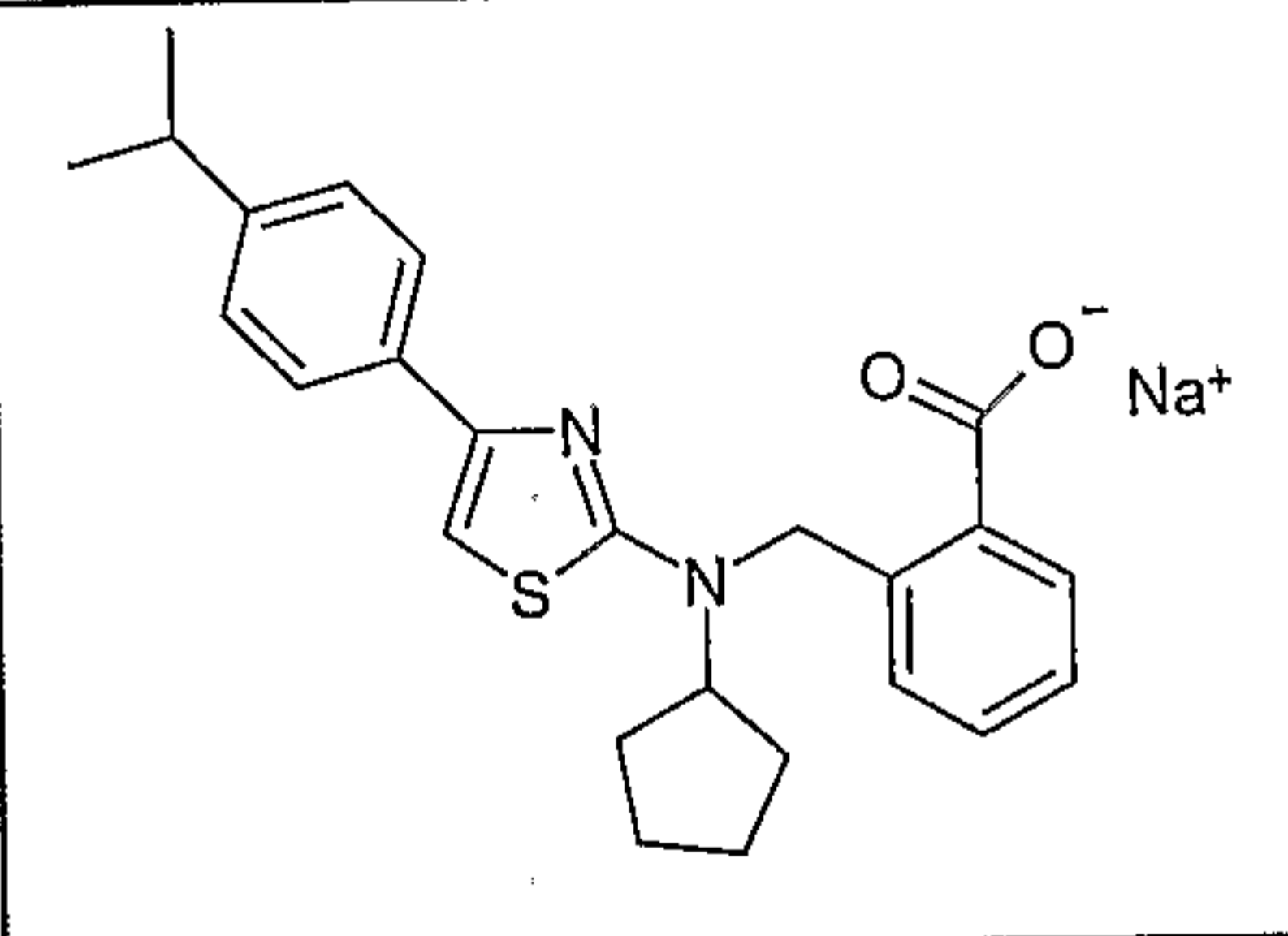
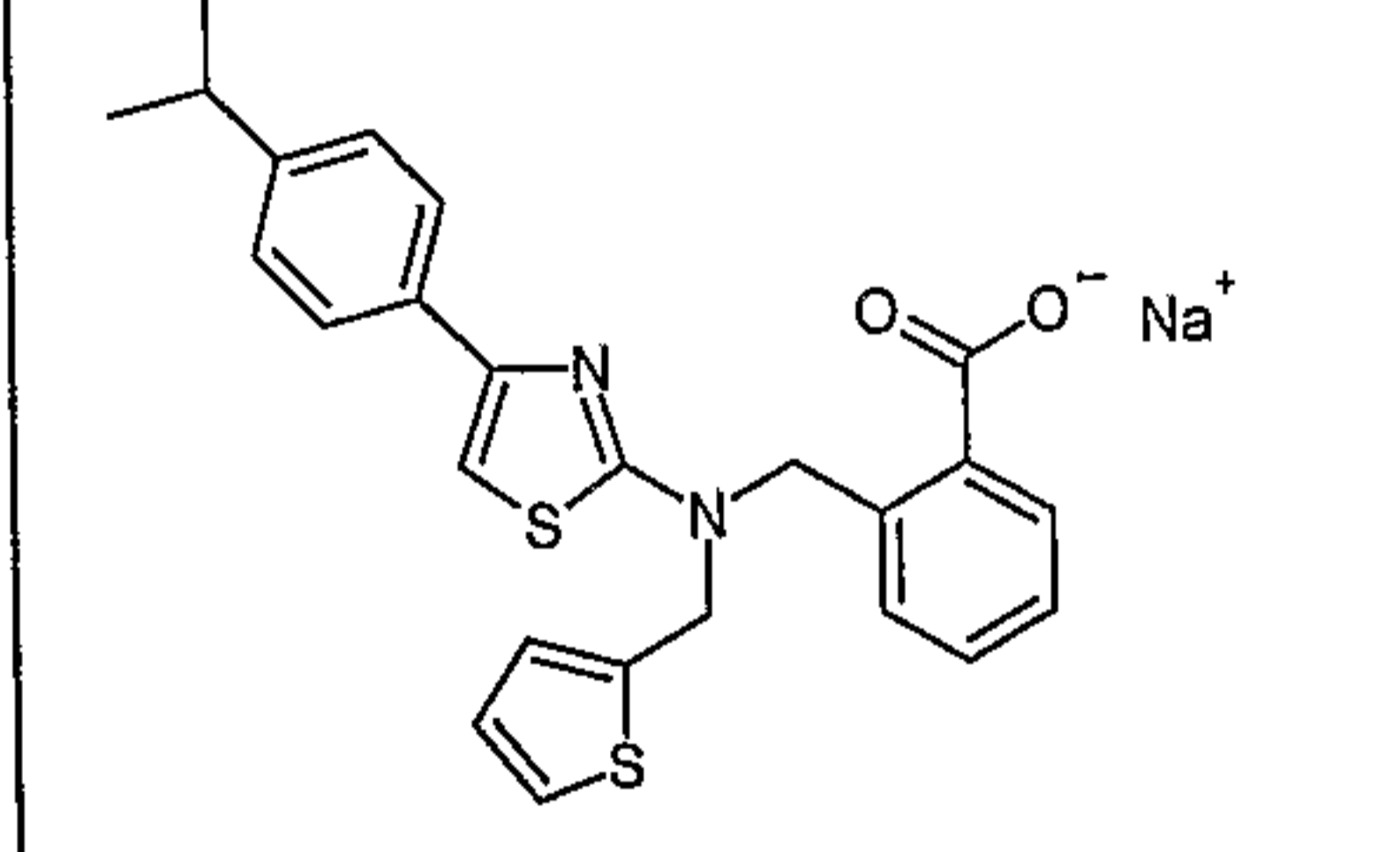
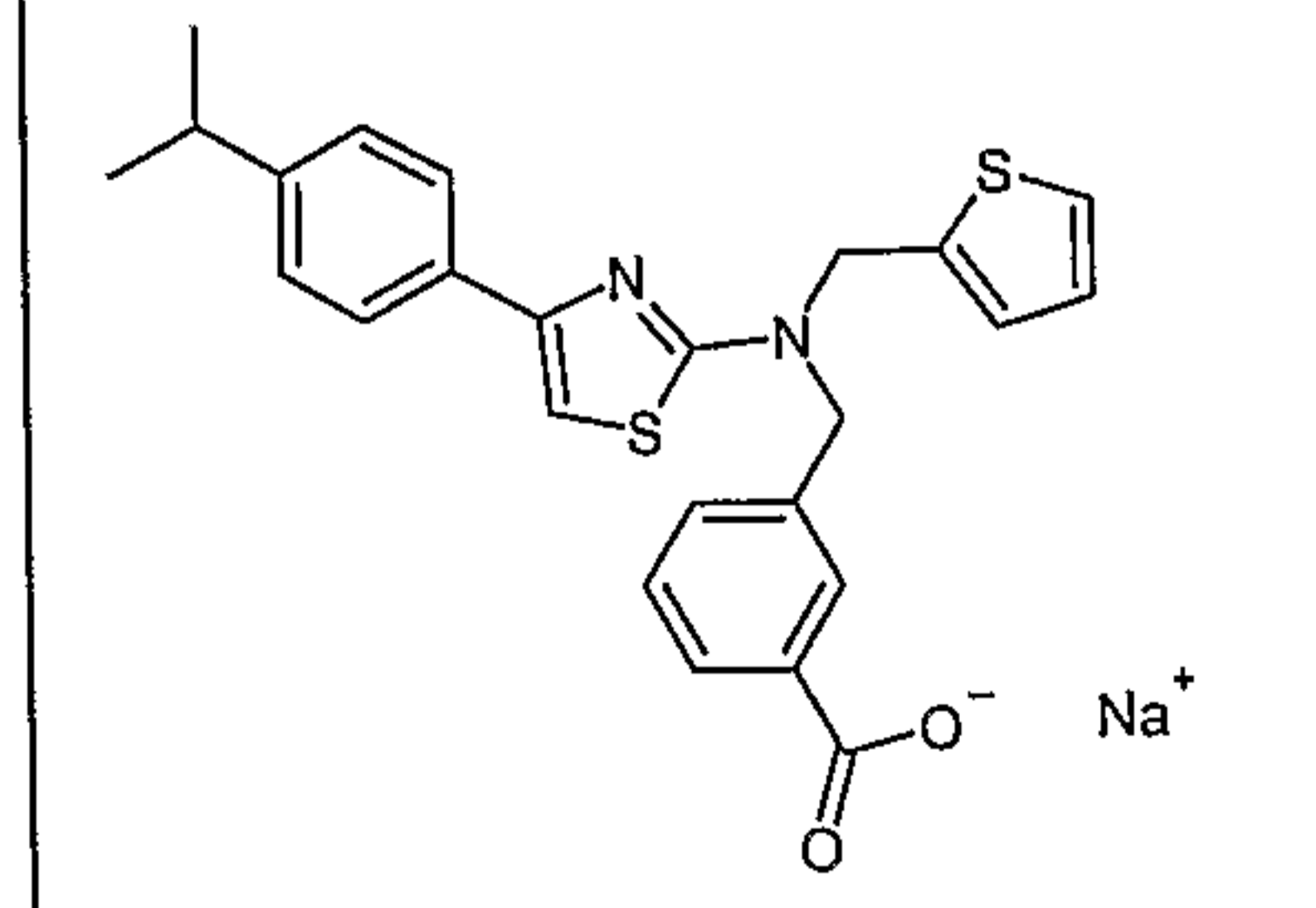
65		3-{Thiophen-2-ylmethyl-[4-(4-trifluoromethyl-phenyl)-thiazol-2-yl]-amino}-propionic acid Hydrochloride
66		3-{[4-(4-tert-Butyl-phenyl)-thiazol-2-yl]-thiophen-2-ylmethyl-amino}-propionic acid Hydrochloride
67		3-{[4-(4-Isobutyl-phenyl)-thiazol-2-yl]-thiophen-2-ylmethyl-amino}-propionic acid Hydrochloride
68		3-[(4-Naphthalen-1-yl-thiazol-2-yl)-thiophen-2-ylmethyl-amino]-propionic acid Hydrochloride
69		3-{[4-(4-Ethoxy-phenyl)-thiazol-2-yl]-thiophen-2-ylmethyl-amino}-propionic acid Hydrochloride
70		3-{[4-(4-Isobutoxy-phenyl)-thiazol-2-yl]-thiophen-2-ylmethyl-amino}-propionic acid Hydrochloride
71		3-[(4-Biphenyl-3-yl-thiazol-2-yl)-thiophen-2-ylmethyl-amino]-propionic acid Hydrochloride
72		3-{[4-(4-Isopropyl-phenyl)-thiazol-2-yl]-thiophen-3-ylmethyl-amino}-propionic acid Hydrochloride
73		3-{[4-(4-Isopropyl-phenyl)-thiazol-2-yl]-[4-(4-trifluoromethoxy-benzyl)-amino]-propionic acid Hydrochloride

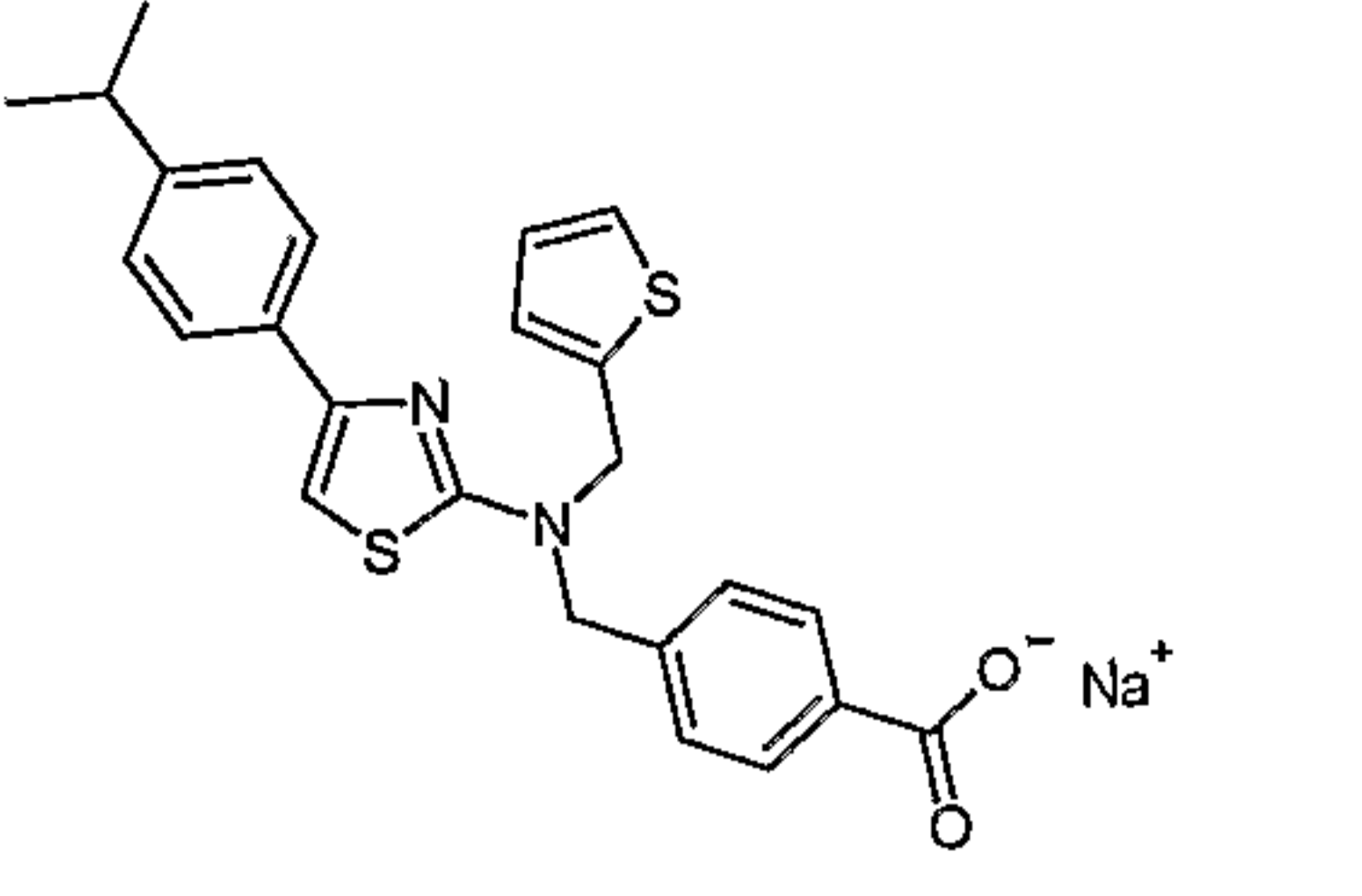
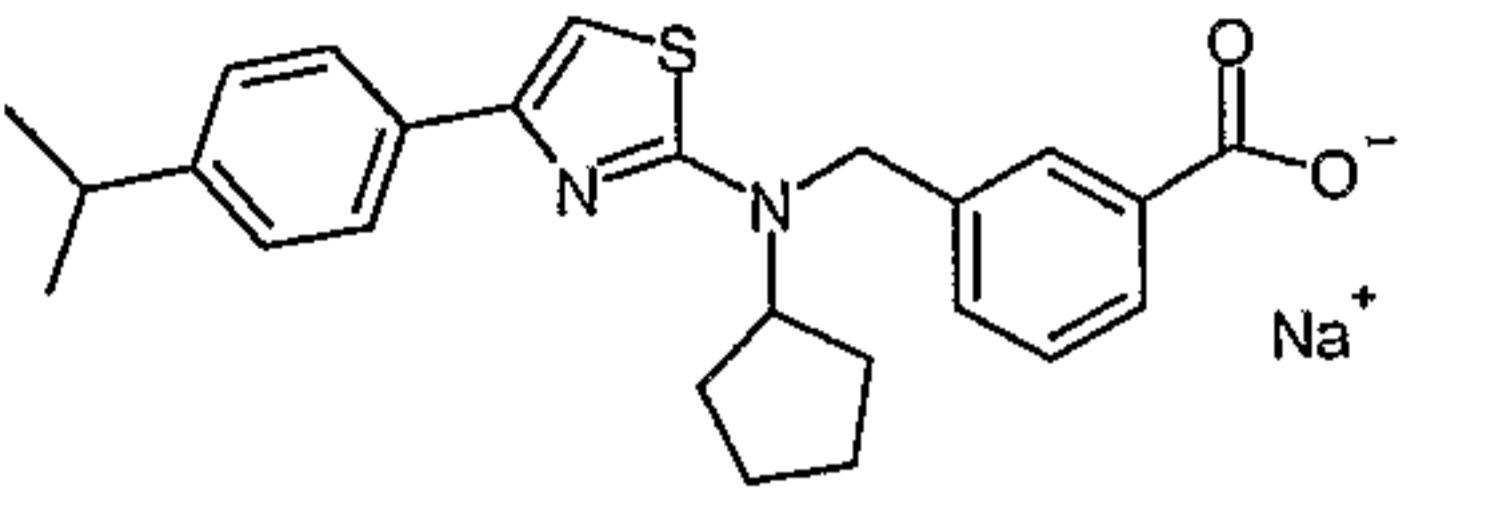
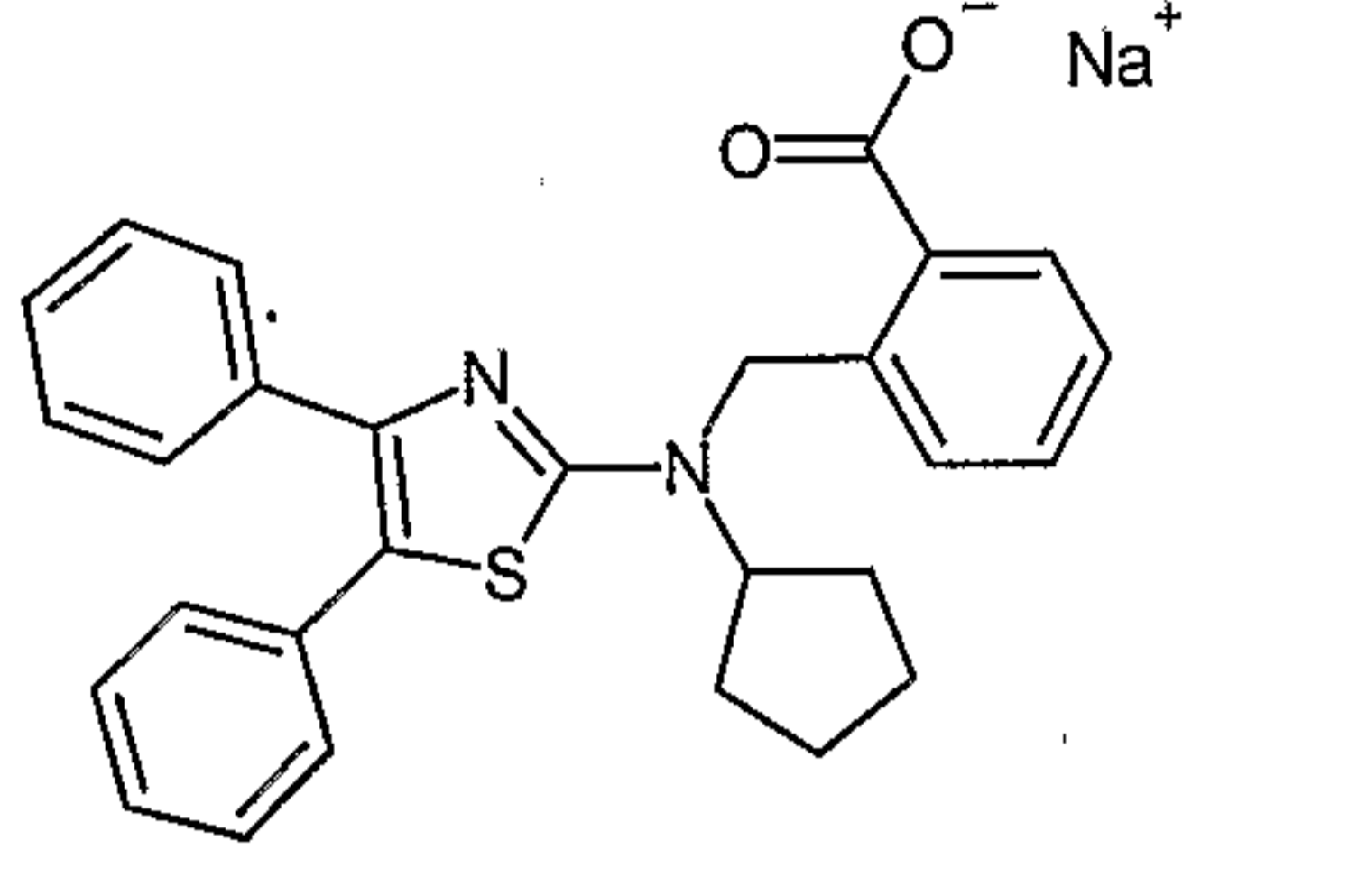
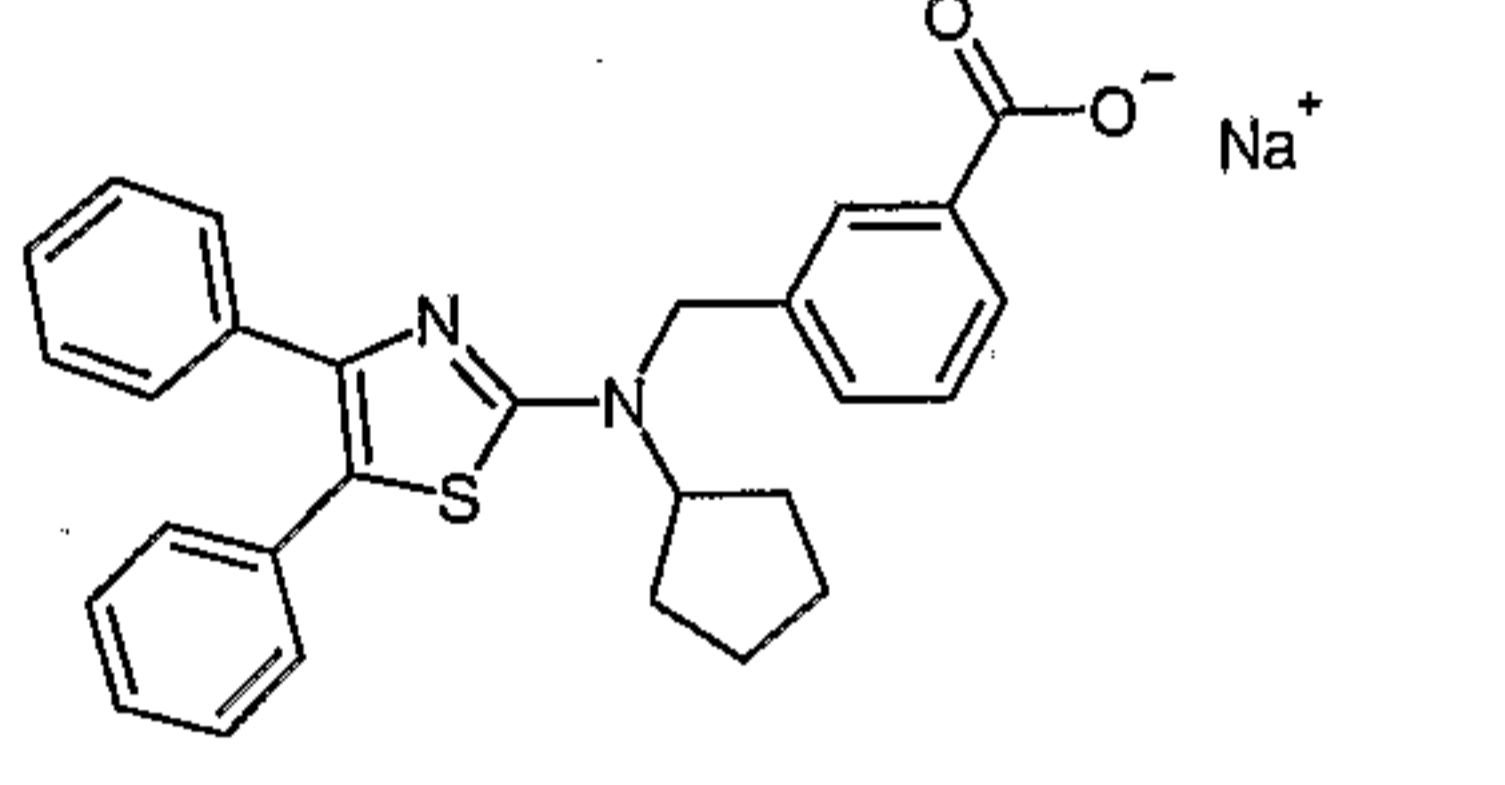
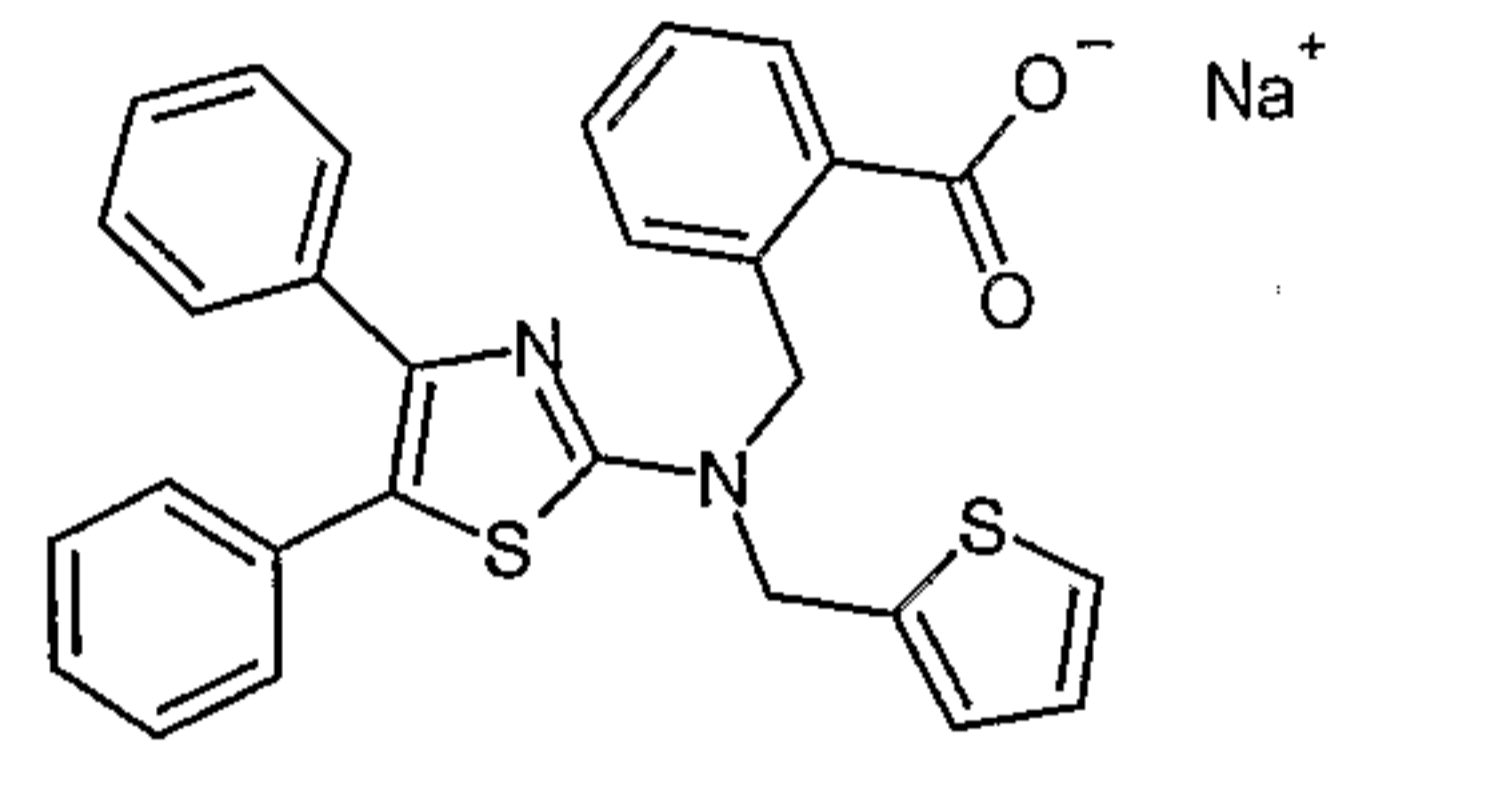
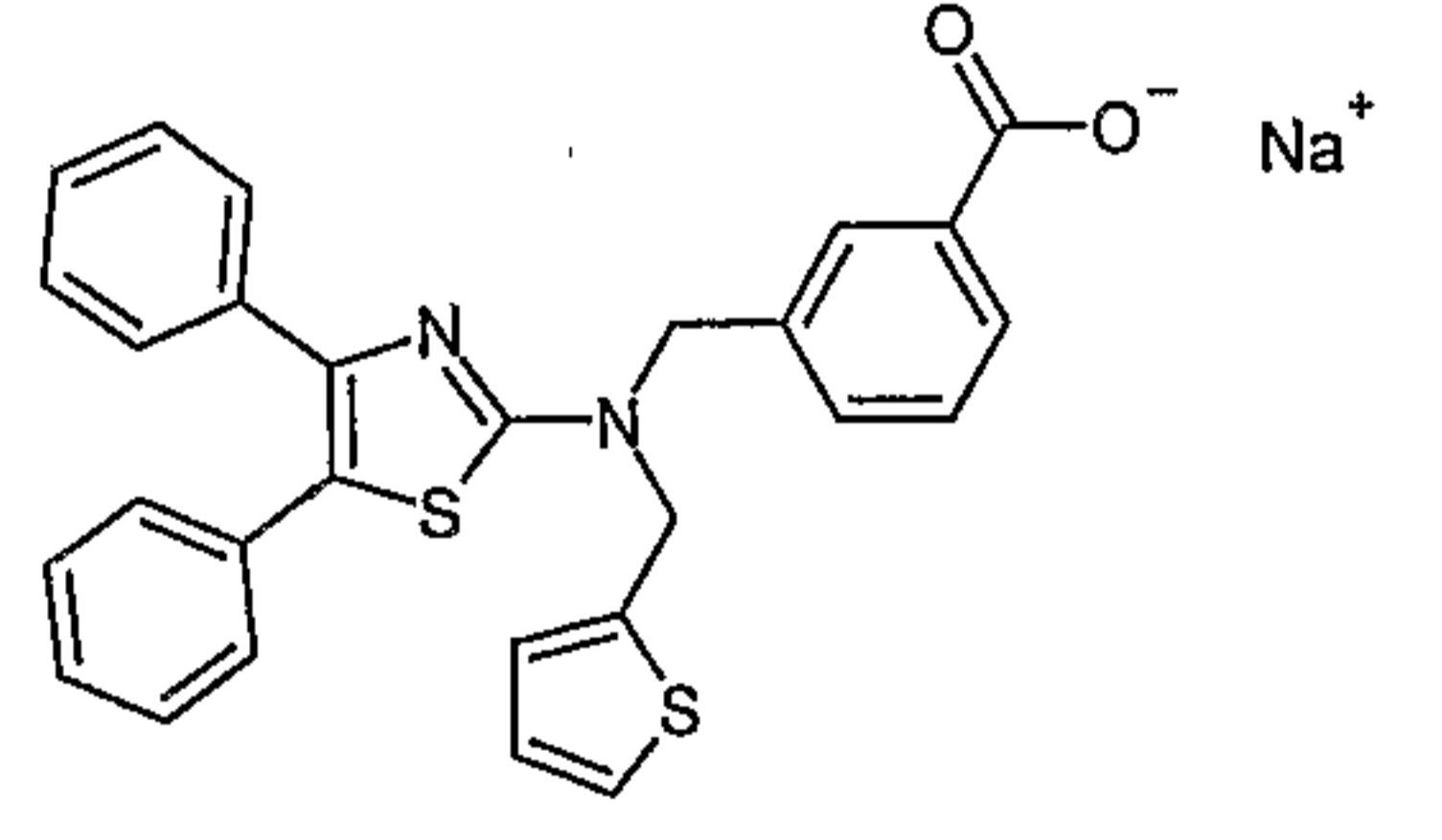
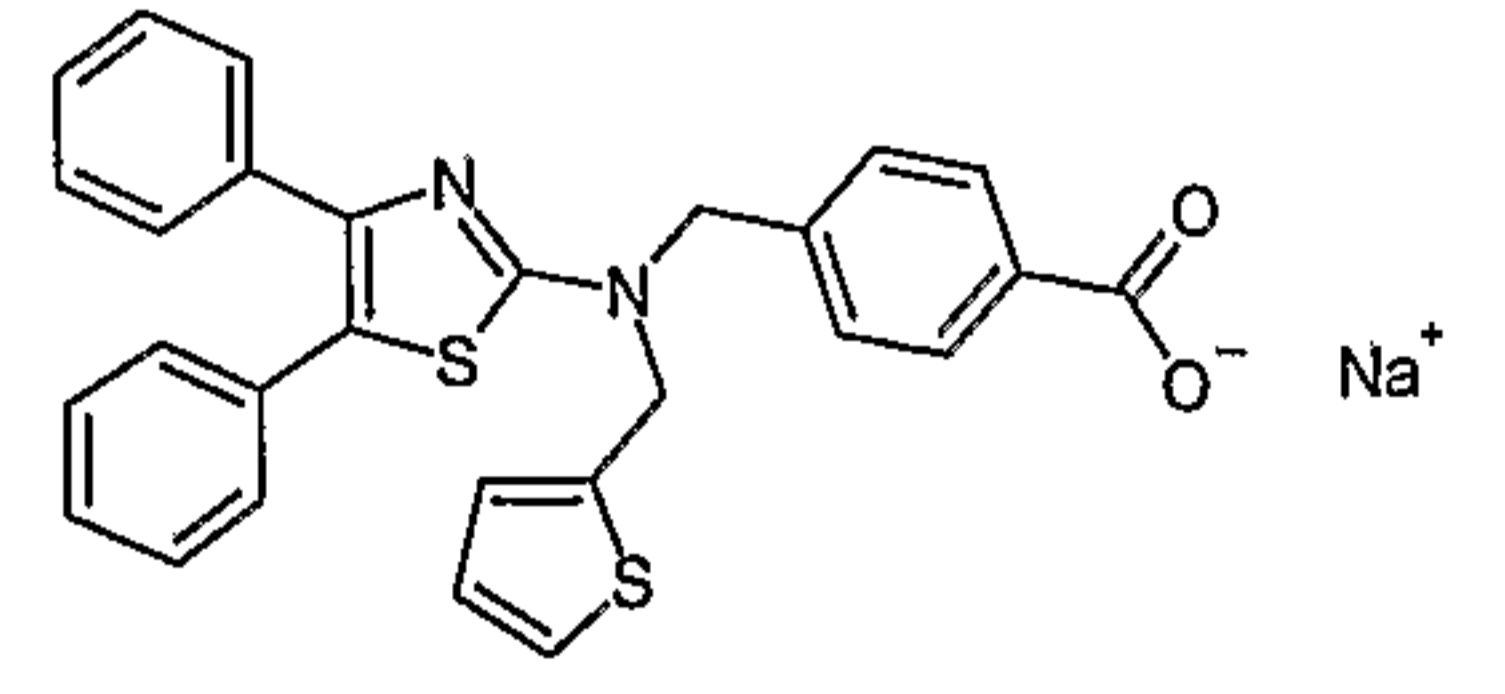
74		3-[[4-(4-isopropyl-phenyl)-thiazol-2-yl]-(3-trifluoromethoxy-benzyl)-amino]-propionic acid Hydrochloride
75		3-{Cyclopentyl-[4-(2,4-difluoro-phenyl)-thiazol-2-yl]-amino}-propionic acid Hydrochloride
76		3-{Cyclopentyl-[4-(2,4-dimethyl-phenyl)-thiazol-2-yl]-amino}-propionic acid Hydrochloride
77		3-[[5-chloro-4-(4-isopropyl-phenyl)-thiazol-2-yl]-cyclopentyl-amino]-propionic acid Hydrochloride
78		3-{Cyclopentyl-[4-(4-isobutyl-phenyl)-5-methyl-thiazol-2-yl]-amino}-propionic acid Hydrochloride
79		3-[[4-(4-chloro-3-methyl-phenyl)-thiazol-2-yl]-cyclopentyl-amino]-propionic acid Hydrochloride
80		Sodium 3-{cyclopentyl-[4-(3,4-difluoro-phenyl)-thiazol-2-yl]-amino}-propionate

81		Sodium 3-{cyclopentyl-[4-(2,4-dichlorophenyl)-thiazol-2-yl]-amino}-propionate
82		Sodium 3-[[5-chloro-4-(2,4-difluorophenyl)-thiazol-2-yl]-cyclopentyl-amino}-propionate
83		Sodium 3-[[5-chloro-4-(3,4-difluorophenyl)-thiazol-2-yl]-cyclopentyl-amino}-propionate
84		Sodium 3-[[5-chloro-4-(2,4-dichlorophenyl)-thiazol-2-yl]-cyclopentyl-amino}-propionate
85		Sodium 3-[[5-chloro-4-(4-chloro-3-methylphenyl)-thiazol-2-yl]-cyclopentyl-amino}-propionate
86		3-[[4-(4-benzyloxyphenyl)-thiazol-2-yl]-cyclopentyl-amino}-propionic acid Hydrochloride
87		Benzoic acid 3-{2-[(2-carboxy-ethyl)-cyclopentyl-amino]-thiazol-4-yl}-phenyl ester Hydrochloride
88		Sodium; 3-{cyclopentyl-[4-(4-phenoxyphenyl)-thiazol-2-yl]-amino}-propionate

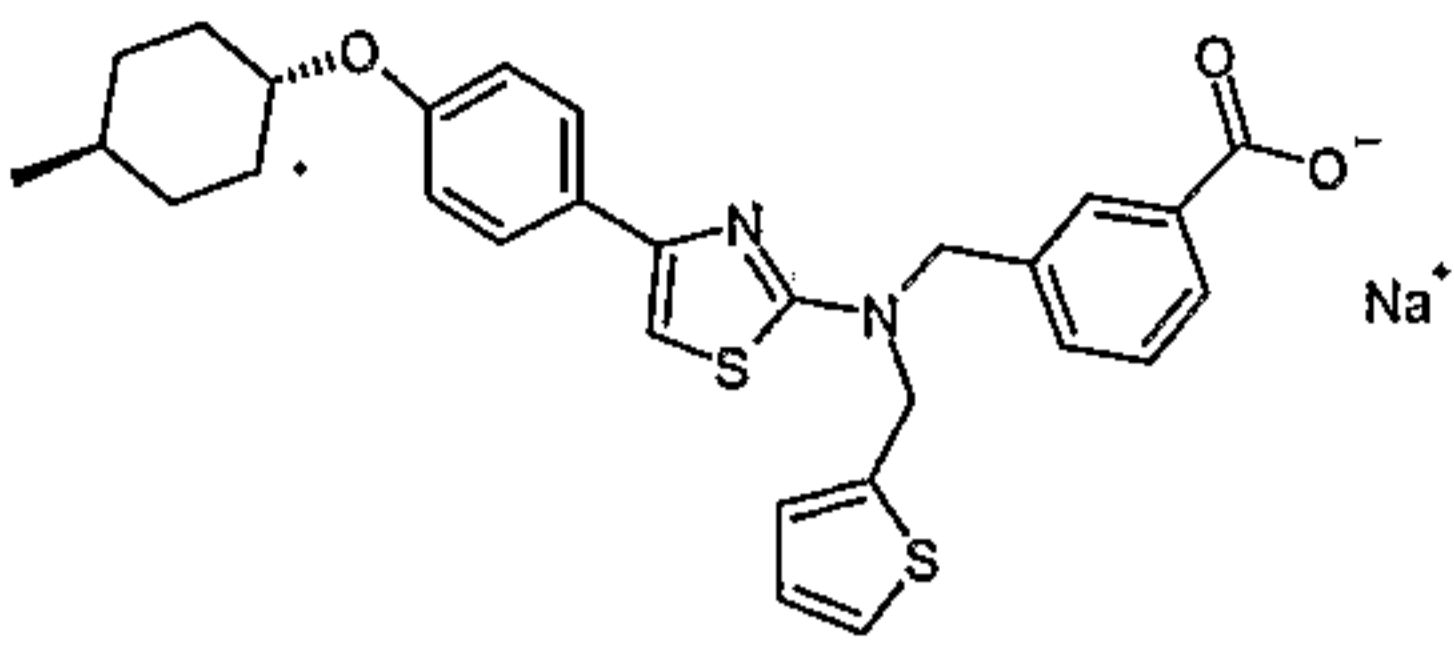
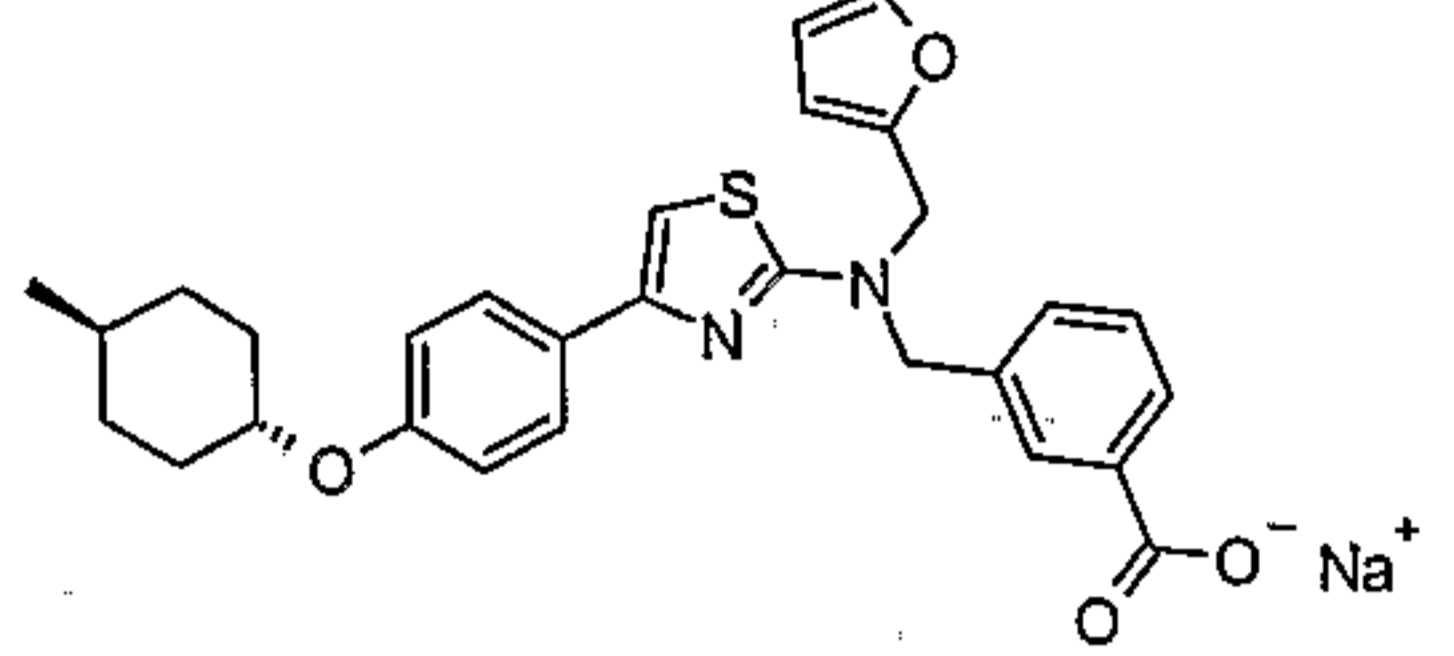
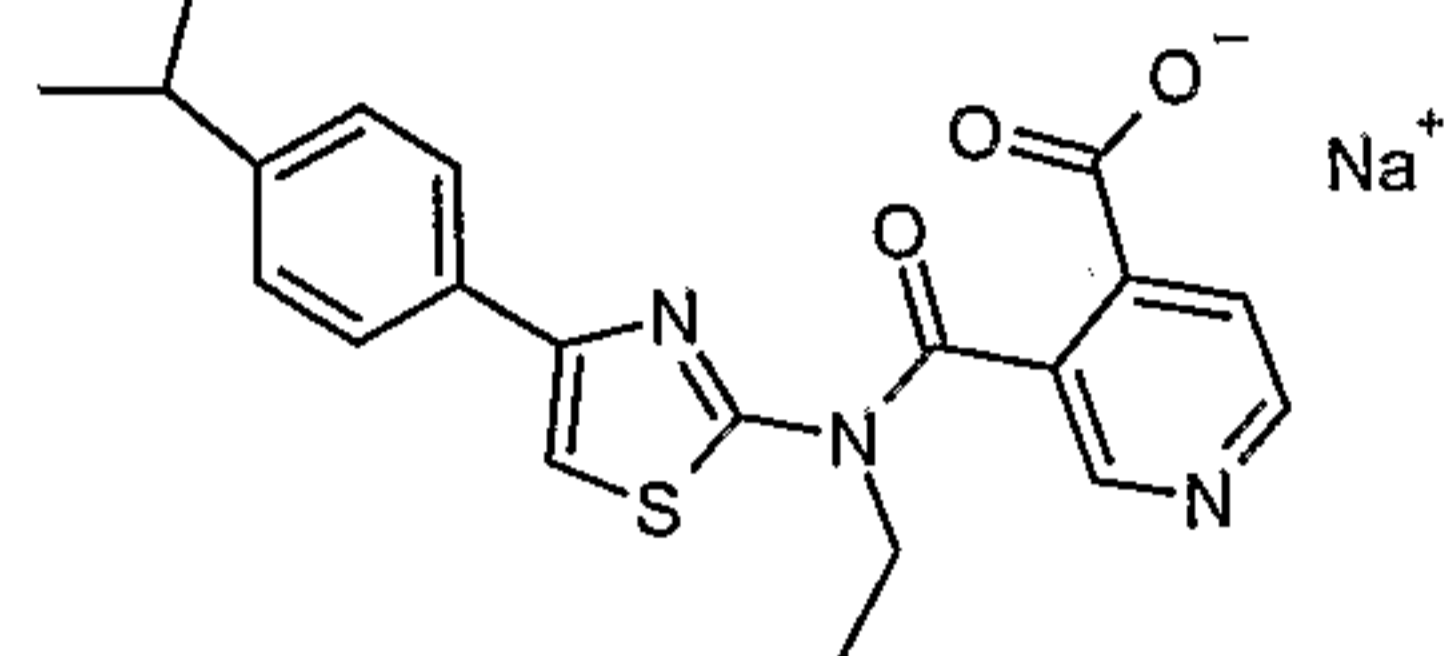
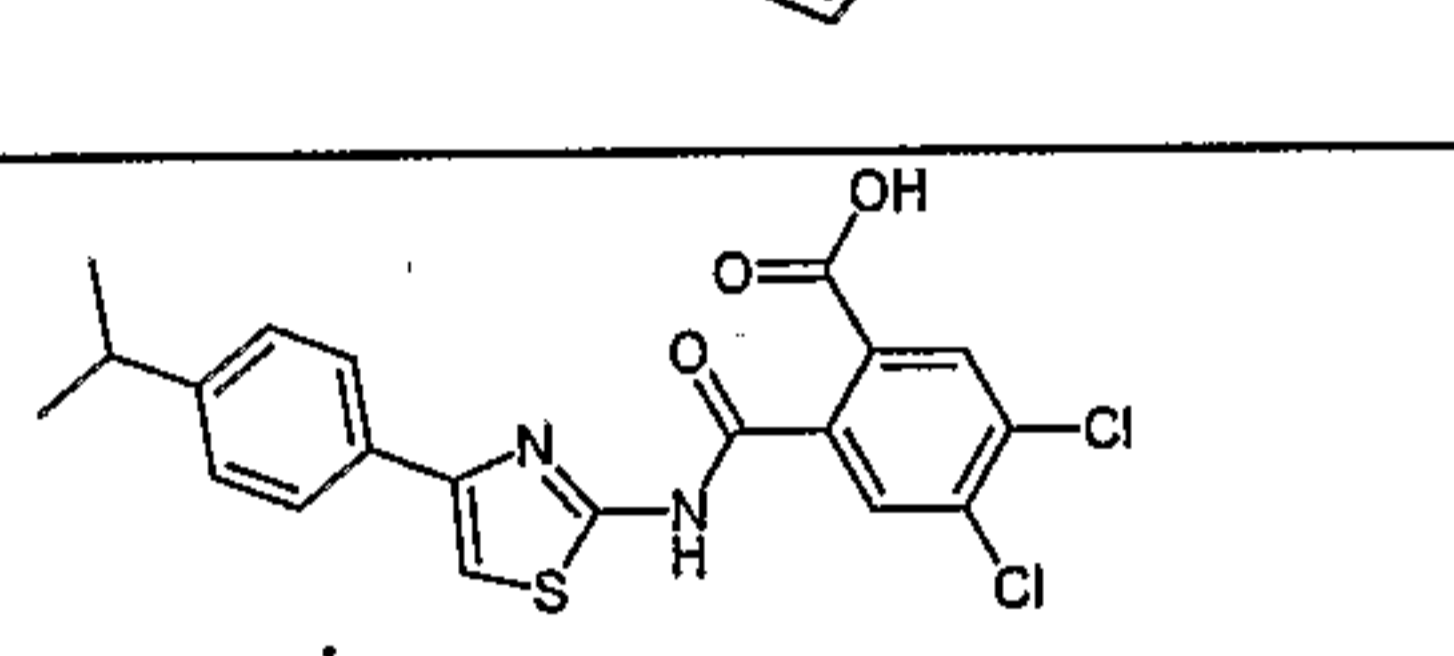
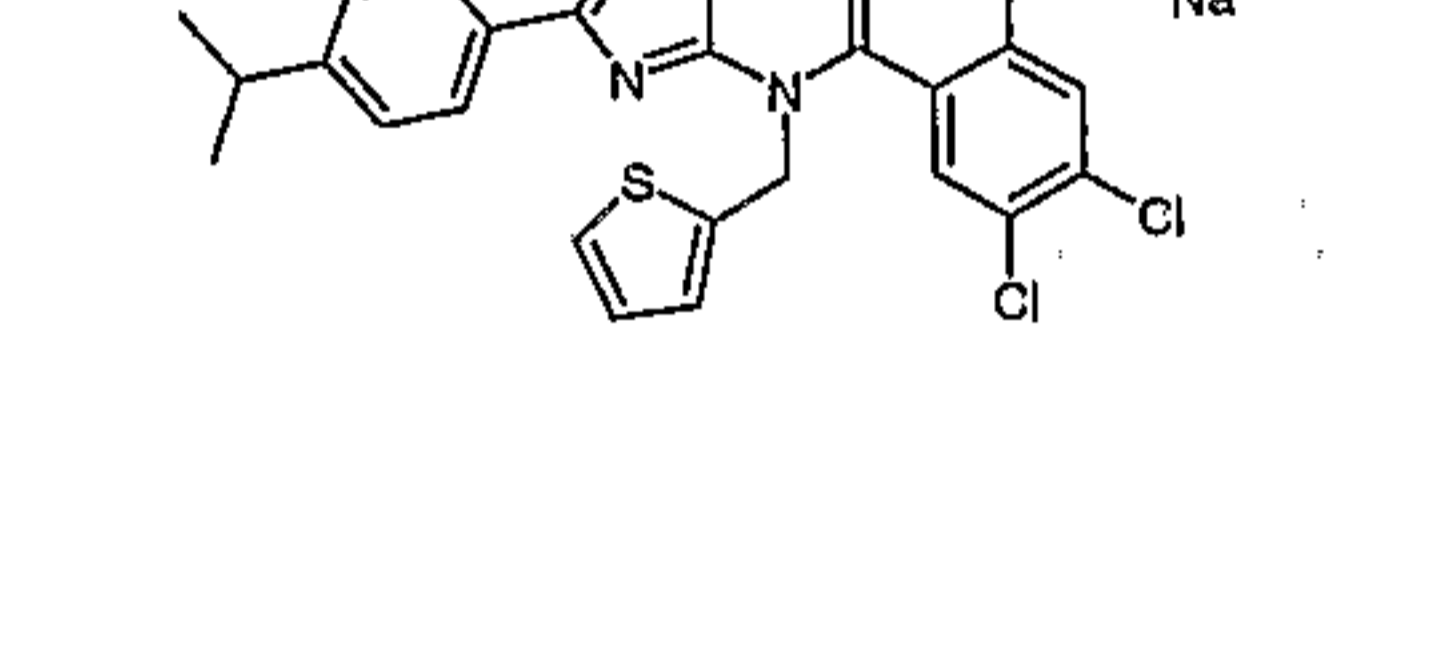
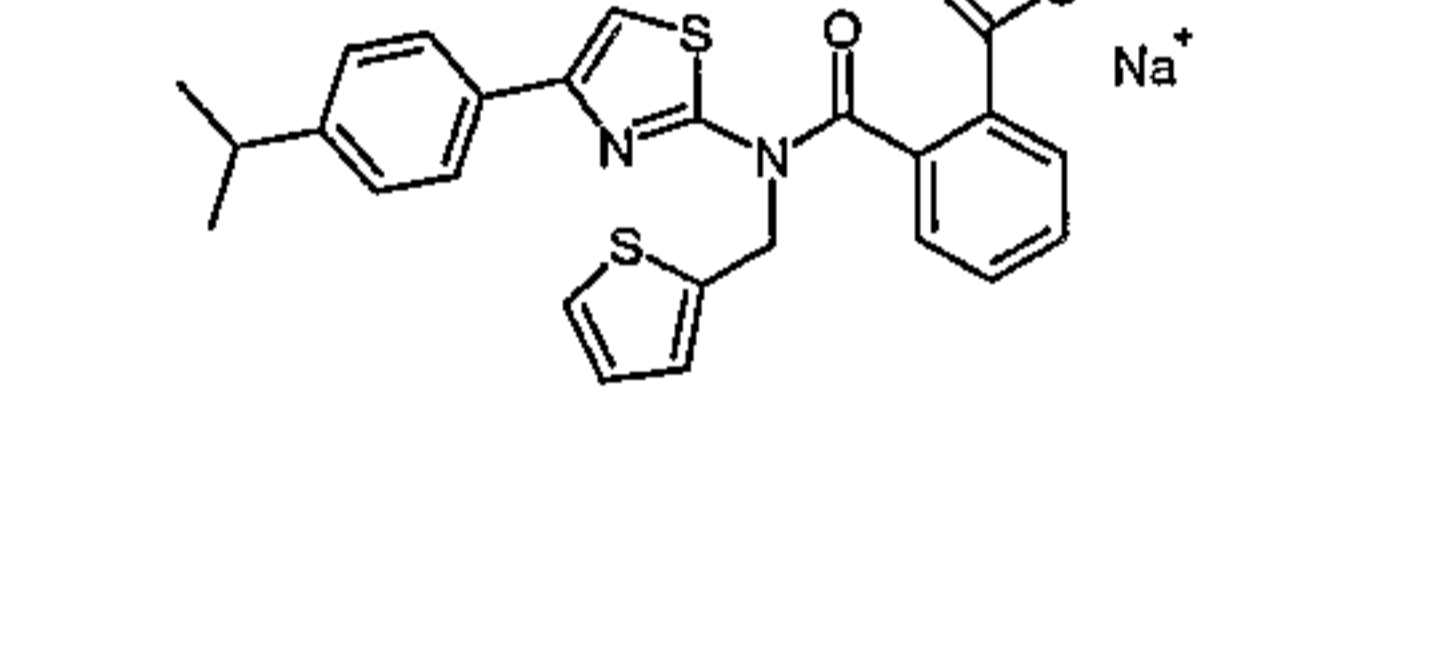
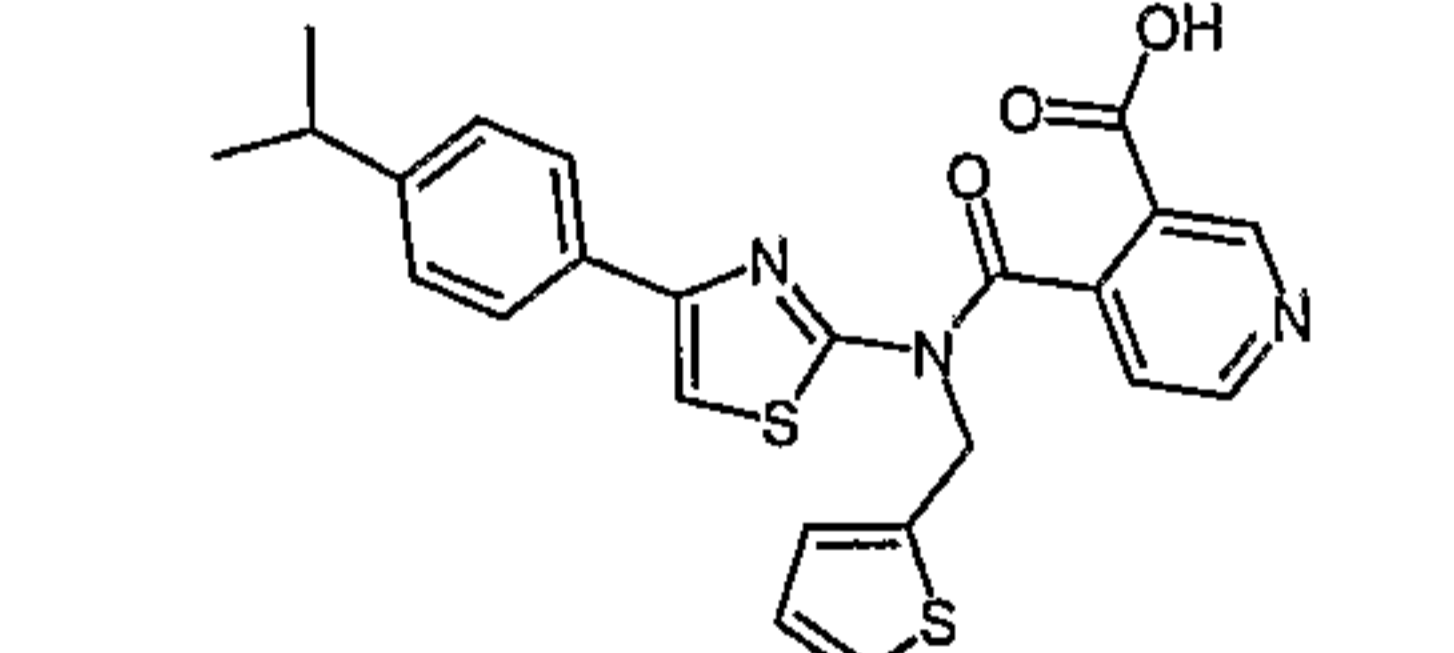
89		Sodium 3-({4-[4-(trans-4-tert-butyl-cyclohexyloxy)-phenyl]-thiazol-2-yl}-cyclopentyl-amino)-propionate
90		Sodium 3-({4-[4-(trans-4-tert-butyl-cyclohexyloxy)-phenyl]-5-chloro-thiazol-2-yl}-cyclopentyl-amino)-propionate
91		3-([4-(4-Cyclohexyloxy-phenyl)-thiazol-2-yl]-cyclopentyl-amino)-propionic acid Hydrochloride
92		3-(Cyclopentyl-[4-(4-phenethyloxy-phenyl)-thiazol-2-yl]-amino)-propionic acid Hydrochloride
93		3-([4-(4-Cyclohexylmethoxy-phenyl)-thiazol-2-yl]-cyclopentyl-amino)-propionic acid Hydrochloride
94		3-(Cyclopentyl-[4-[4-(3-phenyl-propoxy)-phenyl]-thiazol-2-yl]-amino)-propionic acid Hydrochloride
95		3-({5-Chloro-4-[4-(3-phenyl-propoxy)-phenyl]-thiazol-2-yl}-cyclopentyl-amino)-propionic acid Hydrochloride
96		3-([5-Chloro-4-(4-cyclohexylmethoxy-phenyl)-thiazol-2-yl]-cyclopentyl-amino)-propionic acid Hydrochloride

97		3-([4-(4-Bromo-phenyl)-thiazol-2-yl]-cyclopentyl-amino)-propionic acid Hydrochloride
98		3-(Cyclopentyl-{4-[4-(tetrahydro-pyran-4-yloxy)-phenyl]-thiazol-2-yl}-amino)-propionic acid Hydrochloride
99		Sodium 3-([4-[4-(trans-4-methyl-cyclohexyloxy)-phenyl]-thiazol-2-yl]-thiophen-2-ylmethyl-amino)-propionate
100		Sodium 3-([4-[4-(4-tert-butyl-phenyl)-phenyl-methyl]-thiazol-2-yl]-cyclopentyl-amino)-propionate
101		3-([4-(4-Benzhydryl-thiazol-2-yl)-cyclopentyl-amino]-propionic acid Hydrochloride
102		3-([4-[Bis-(4-fluoro-phenyl)-methyl]-thiazol-2-yl]-cyclopentyl-amino)-propionic acid Hydrochloride

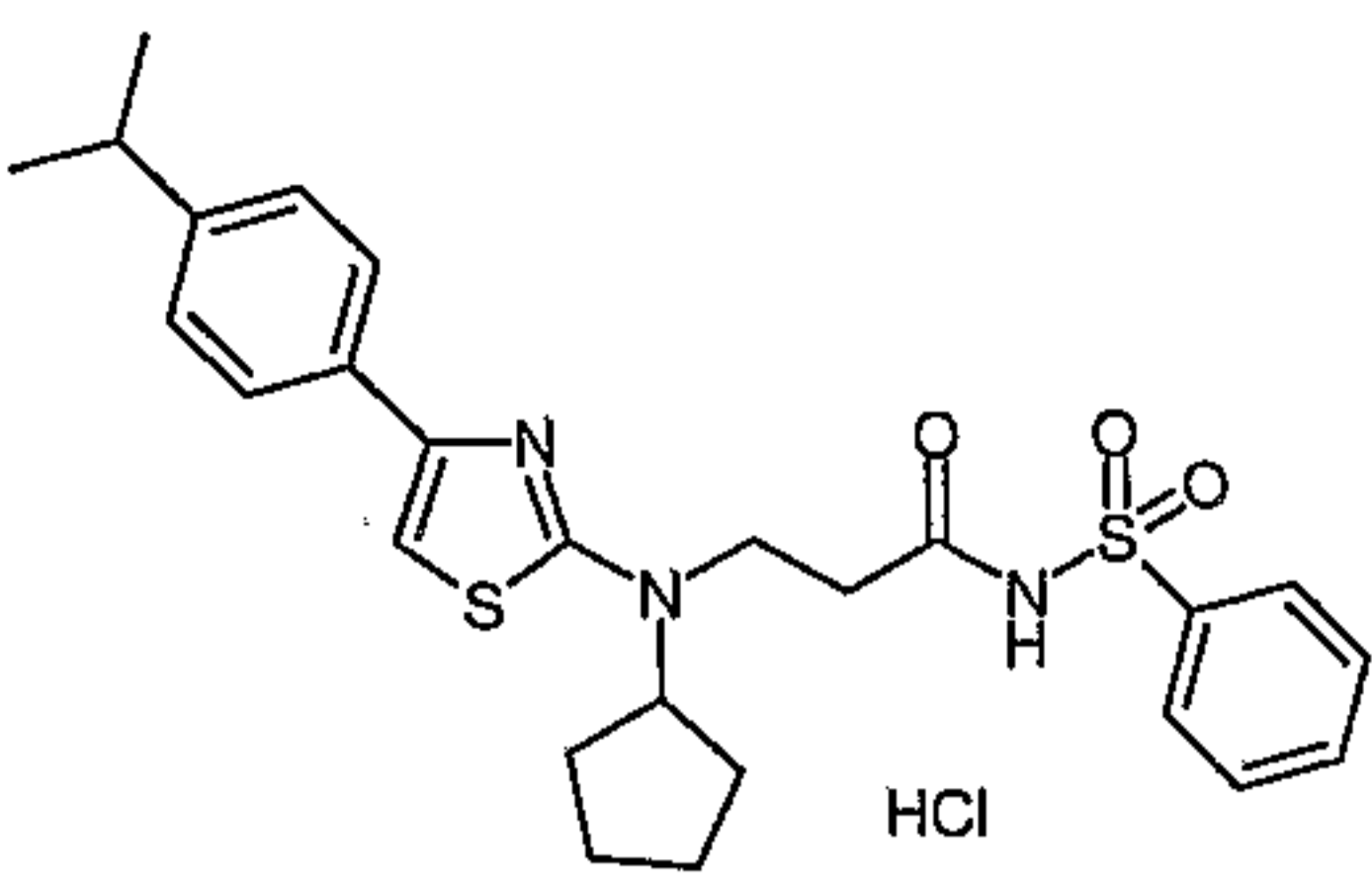
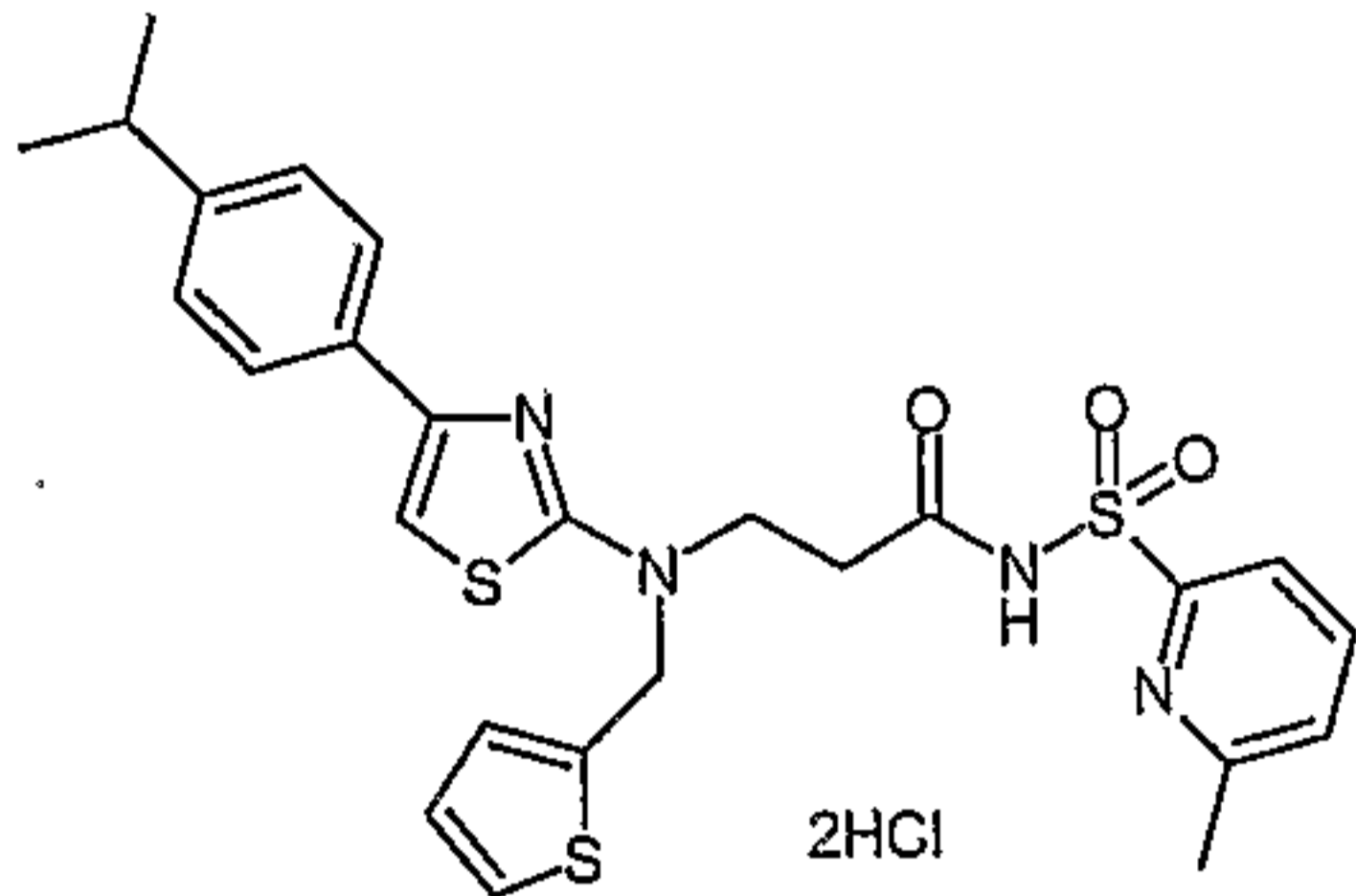
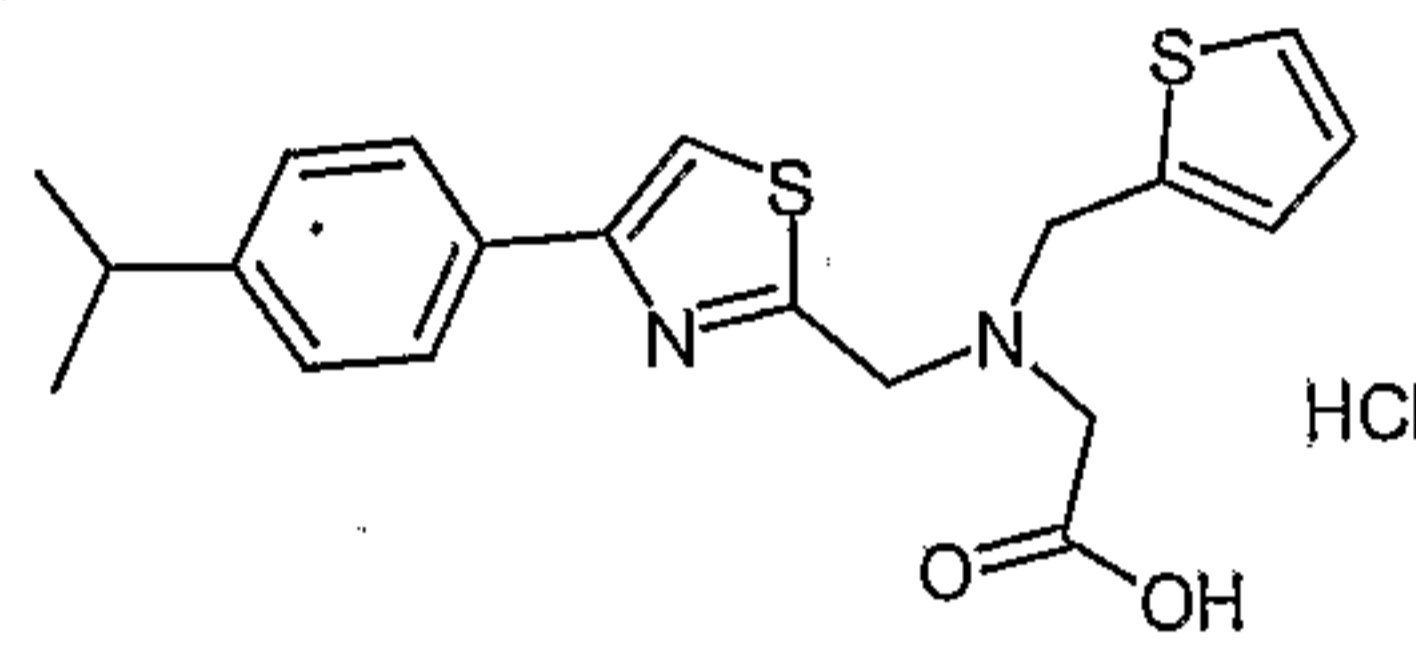
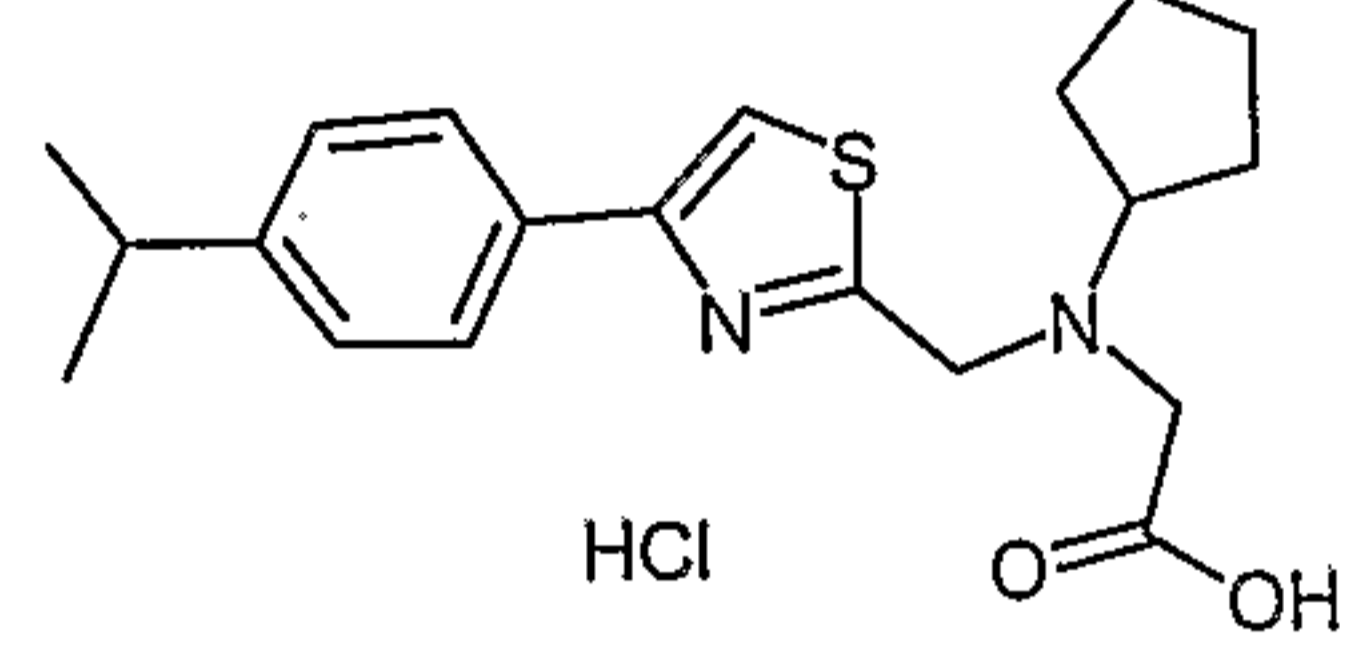
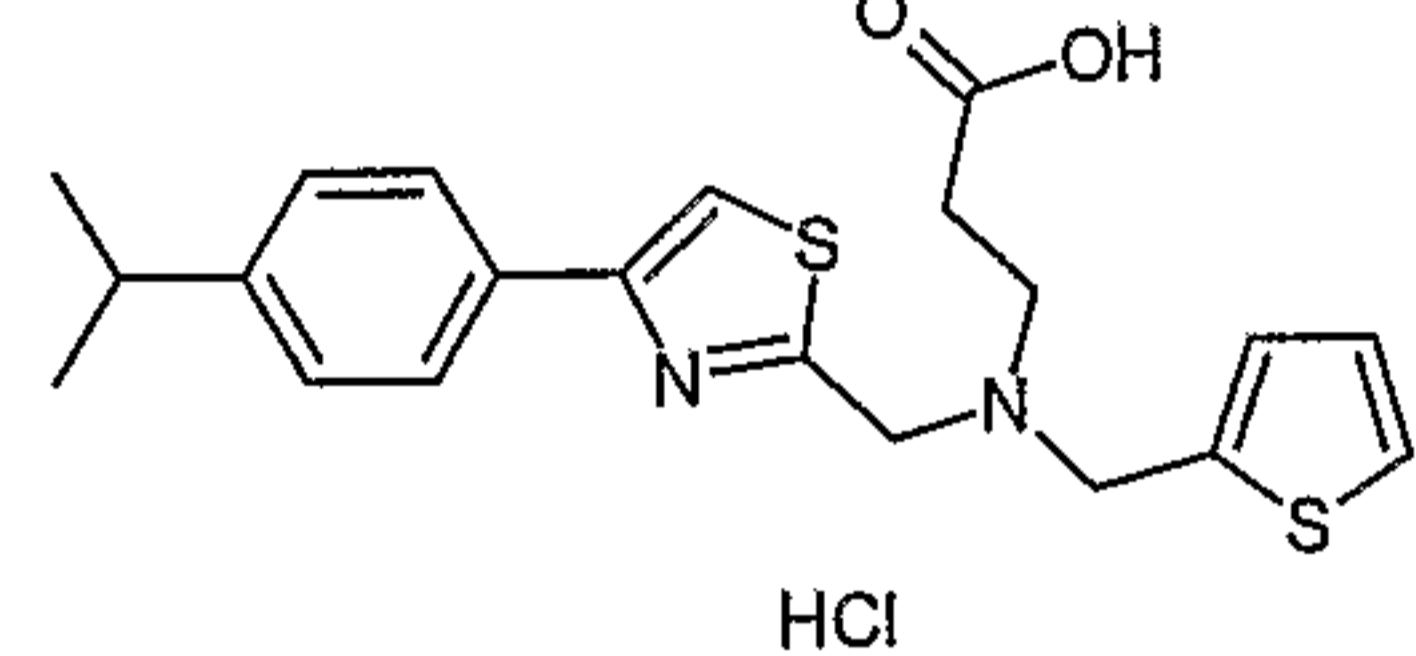
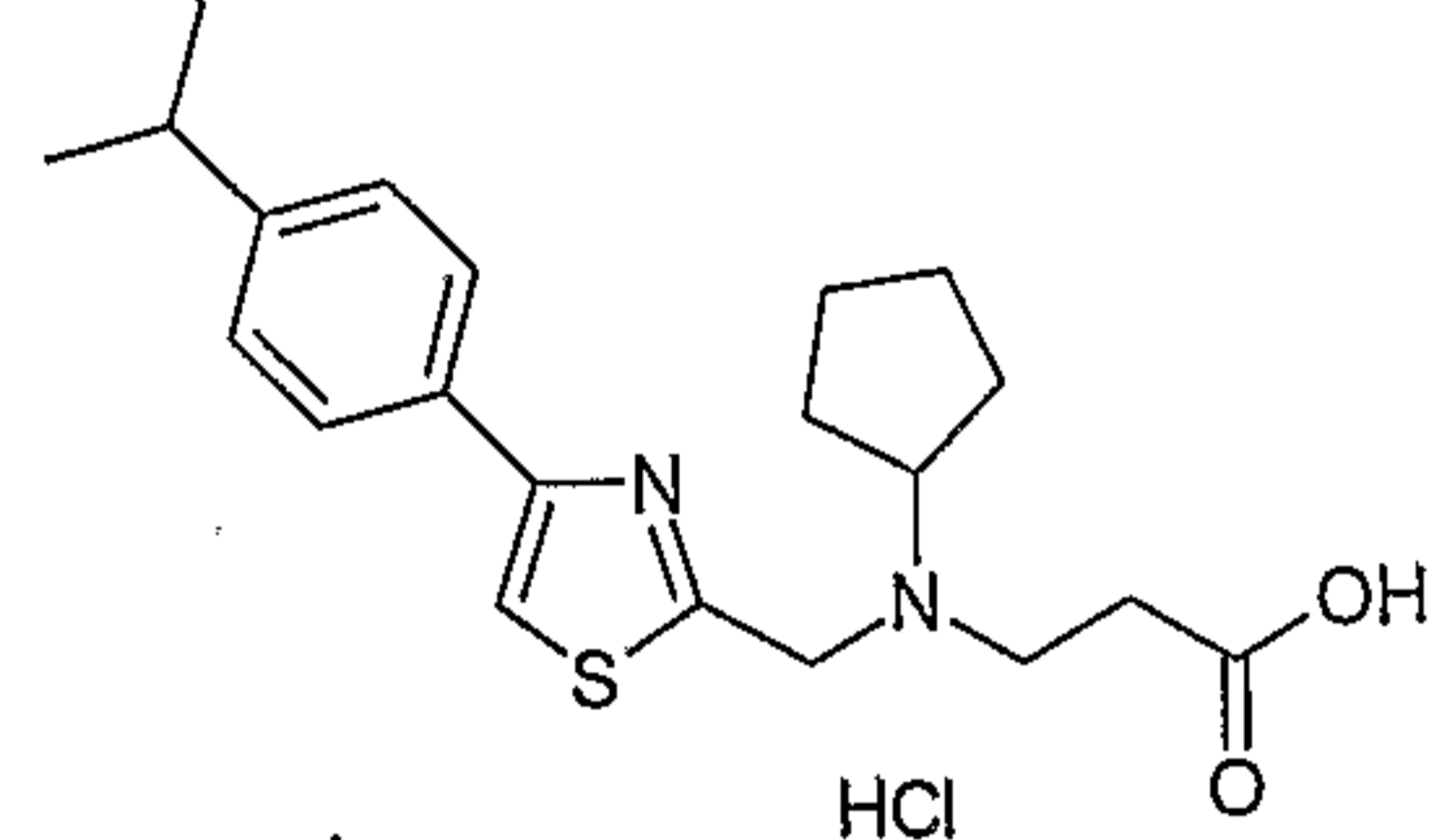
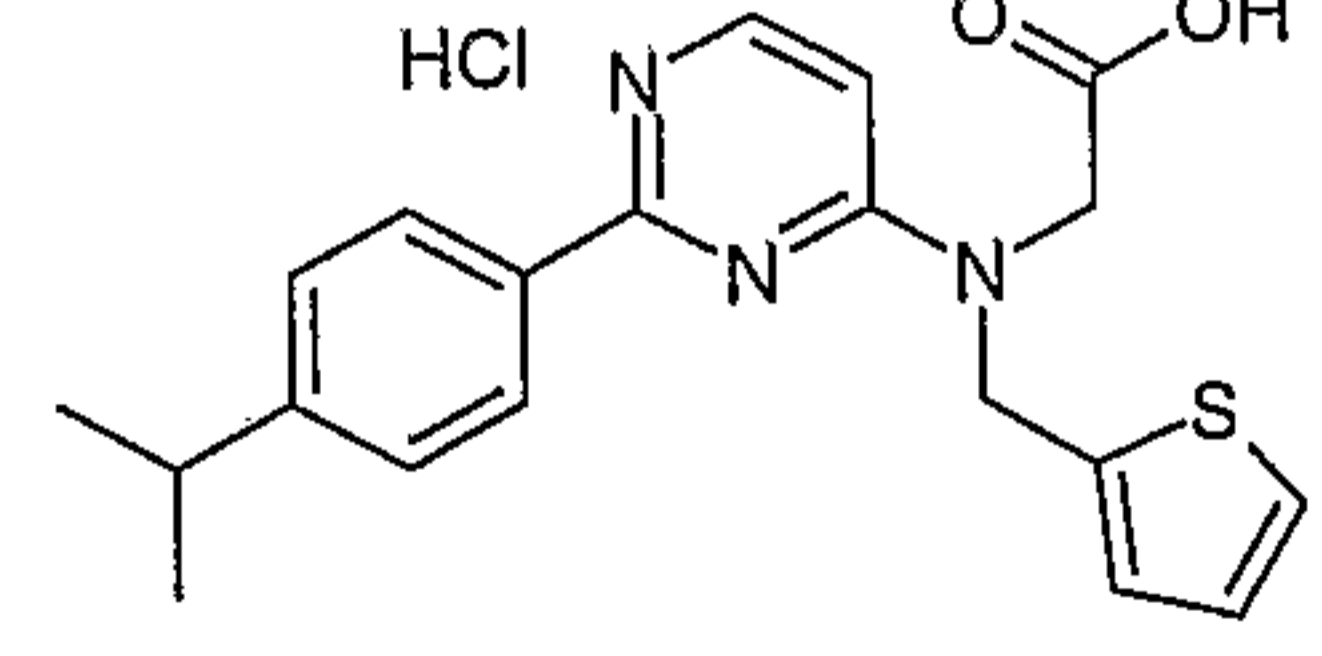
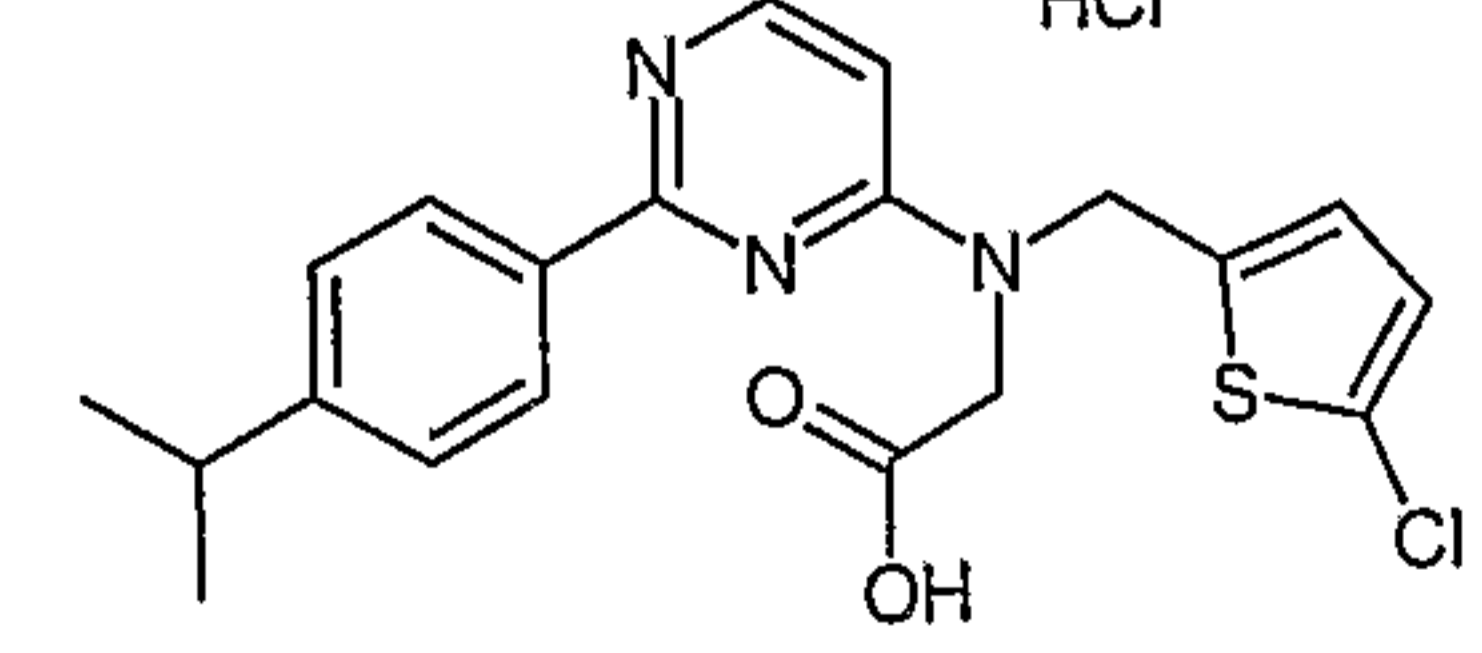
103		3-({4-[Bis-(3-chloro-4-fluoro-phenyl)-methyl]-thiazol-2-yl}-cyclopentyl-amino)-propionic acid Hydrochloride
104		3-({4-[Bis-(4-trifluoromethyl-phenyl)-methyl]-thiazol-2-yl}-cyclopentyl-amino)-propionic acid
105		3-[Cyclopentyl-(4-di-p-tolylmethyl-thiazol-2-yl)-amino]-propionic acid Hydrochloride
106		Sodium 2-({cyclopentyl-[4-(4-isopropyl-phenyl)-thiazol-2-yl]-amino}-methyl)-benzoate
107		Sodium 2-({[4-(4-isopropyl-phenyl)-thiazol-2-yl]-thiophen-2-ylmethyl-amino}-methyl)-benzoate
108		Sodium 3-({[4-(4-isopropyl-phenyl)-thiazol-2-yl]-thiophen-2-ylmethyl-amino}-methyl)-benzoate

109		Sodium 4-({[4-(4-isopropyl-phenyl)-thiazol-2-yl]-thiophen-2-ylmethyl-amino}-methyl)-benzoate
110		Sodium 3-({cyclopentyl-[4-(4-isopropyl-phenyl)-thiazol-2-yl]-amino}-methyl)-benzoate
111		Sodium 2-{{cyclopentyl-(4,5-diphenyl-thiazol-2-yl)-amino}-methyl}-benzoate
112		Sodium 3-{{cyclopentyl-(4,5-diphenyl-thiazol-2-yl)-amino}-methyl}-benzoate
113		Sodium 2-{{[(4,5-diphenyl-thiazol-2-yl)-thiophen-2-ylmethyl-amino]-methyl}-benzoate
114		Sodium 3-{{[(4,5-diphenyl-thiazol-2-yl)-thiophen-2-ylmethyl-amino]-methyl}-benzoate
115		Sodium 4-{{[(4,5-diphenyl-thiazol-2-yl)-thiophen-2-ylmethyl-amino]-methyl}-benzoate

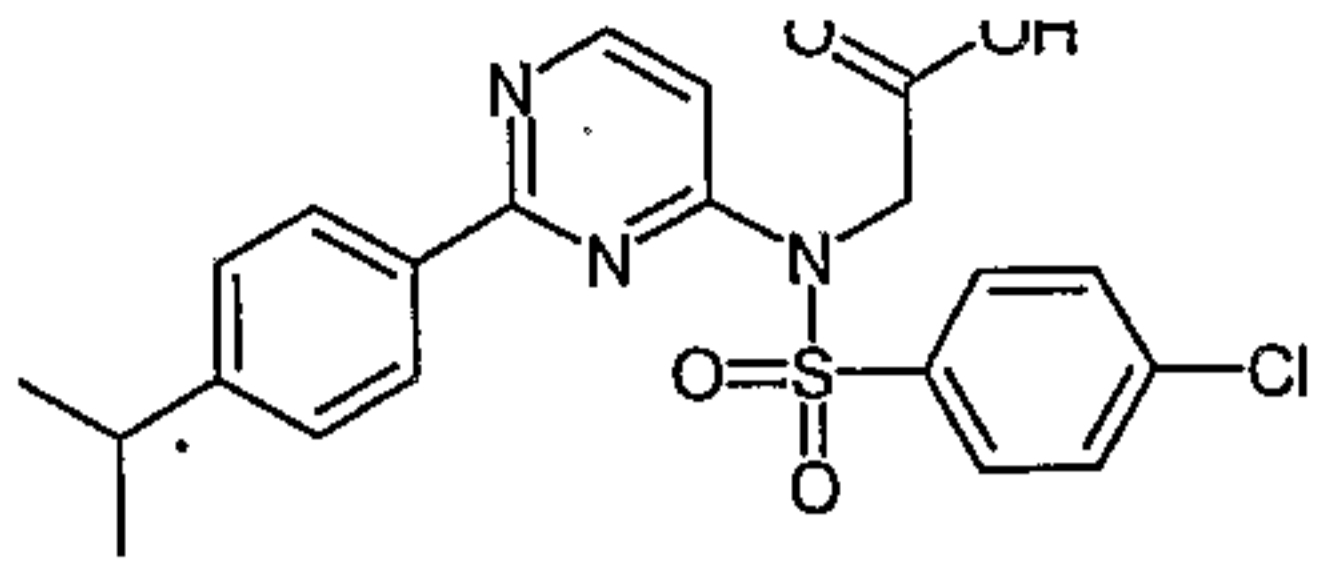
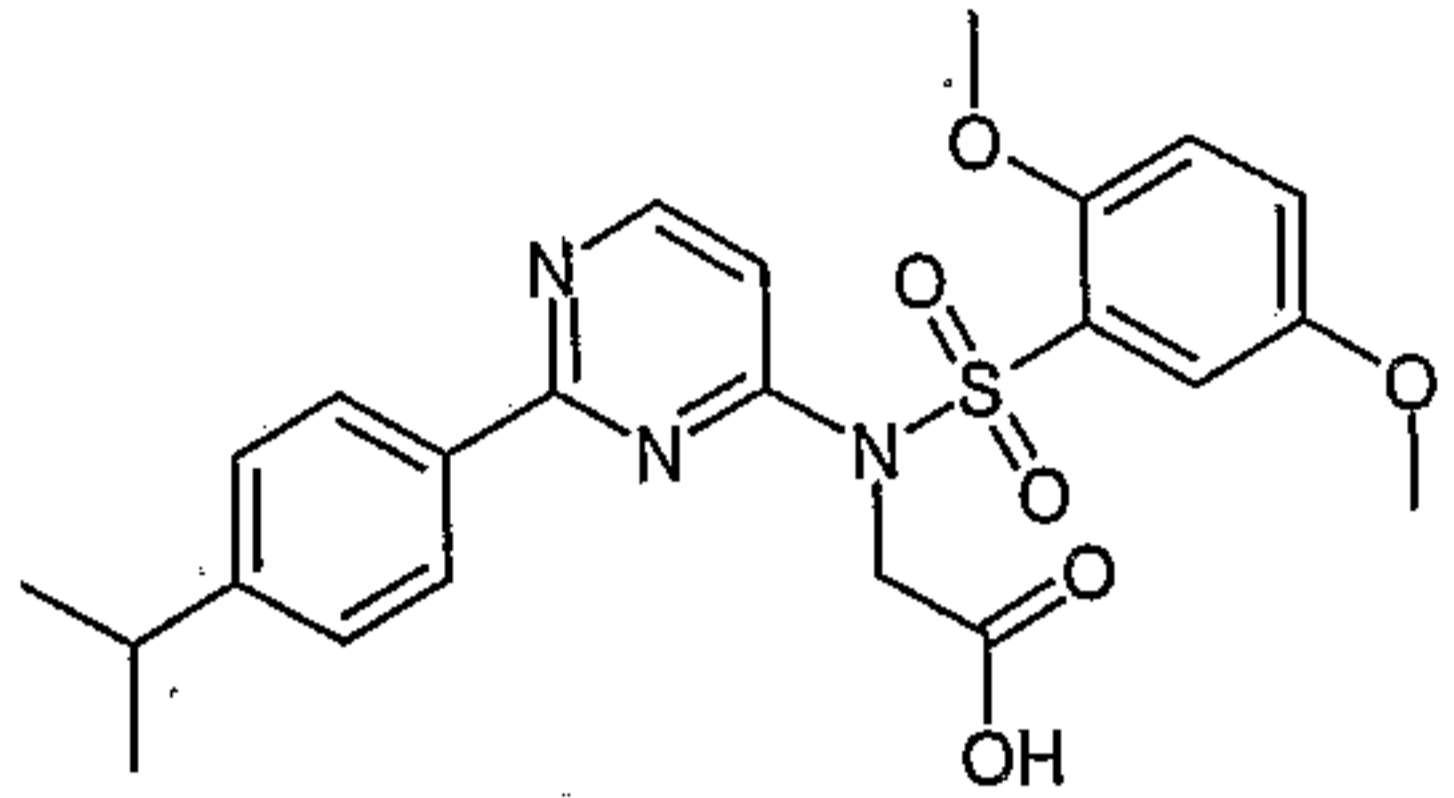
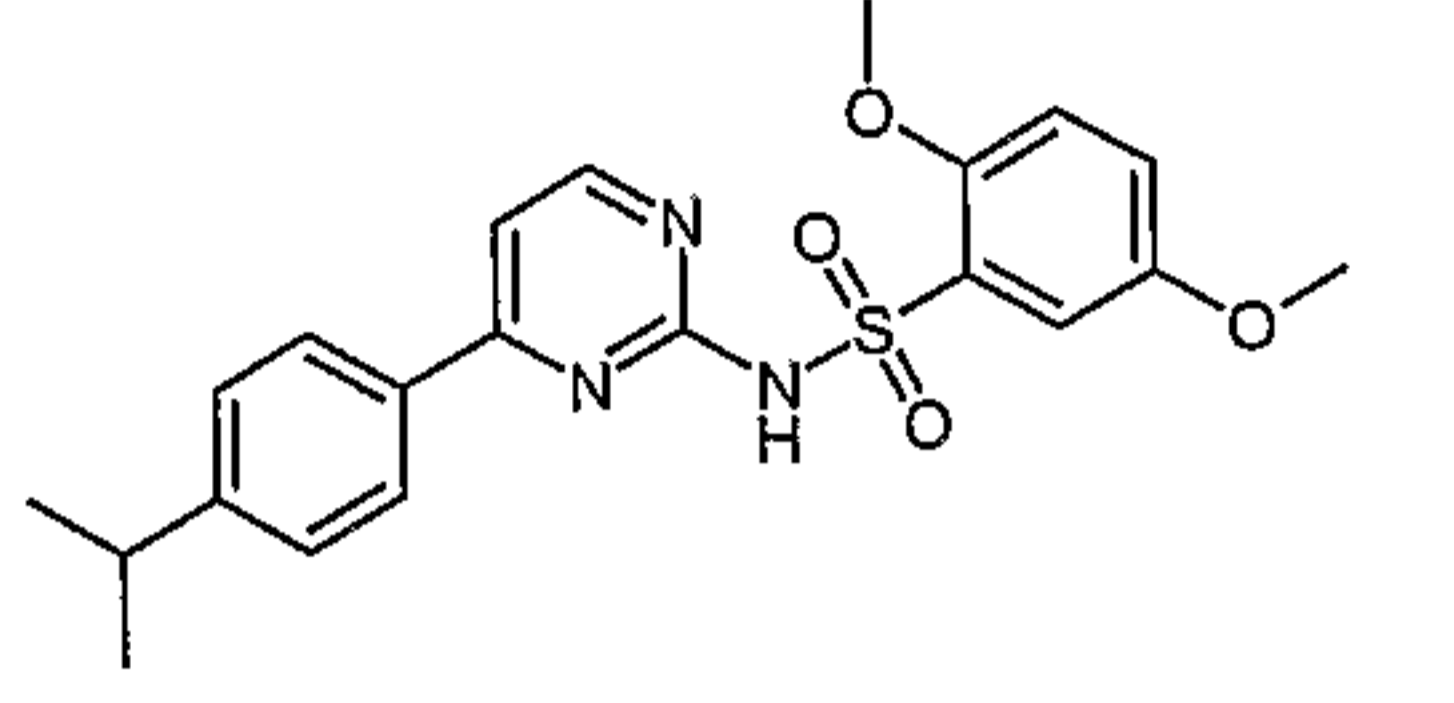
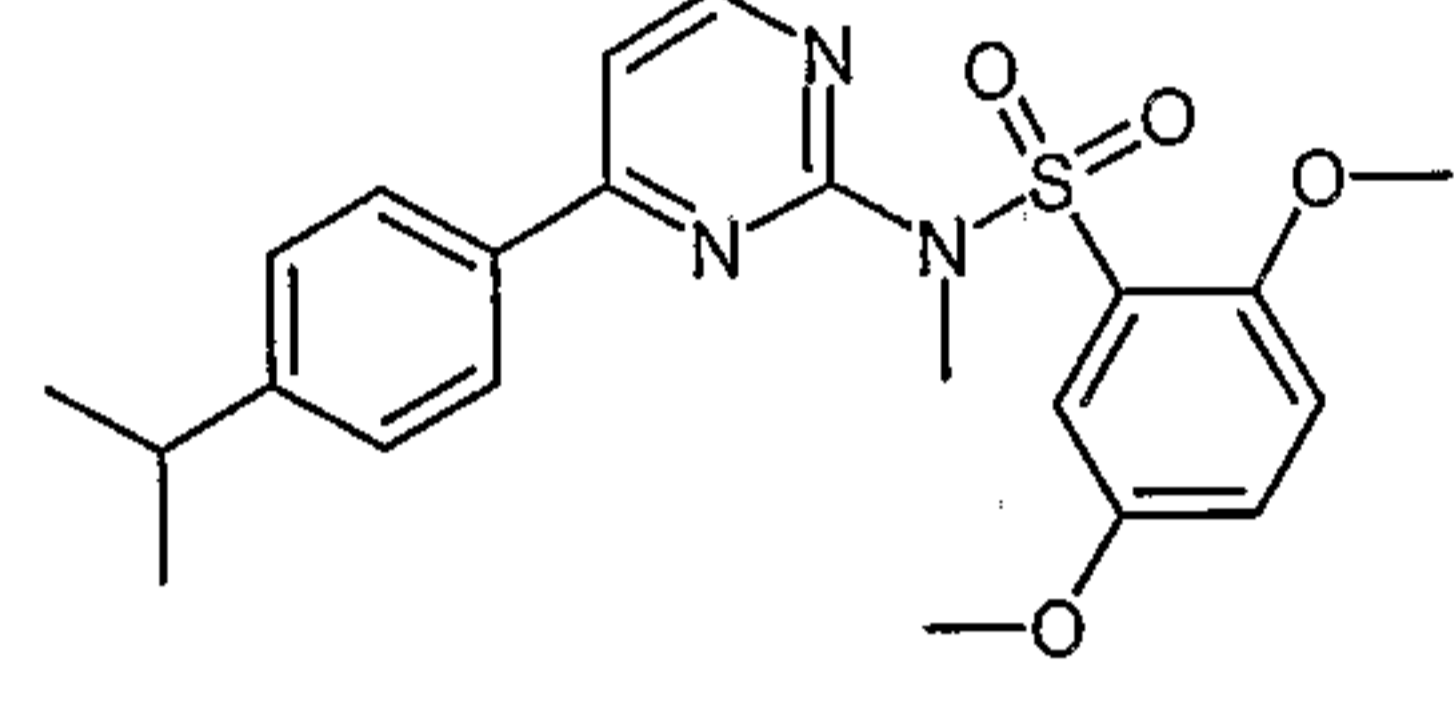
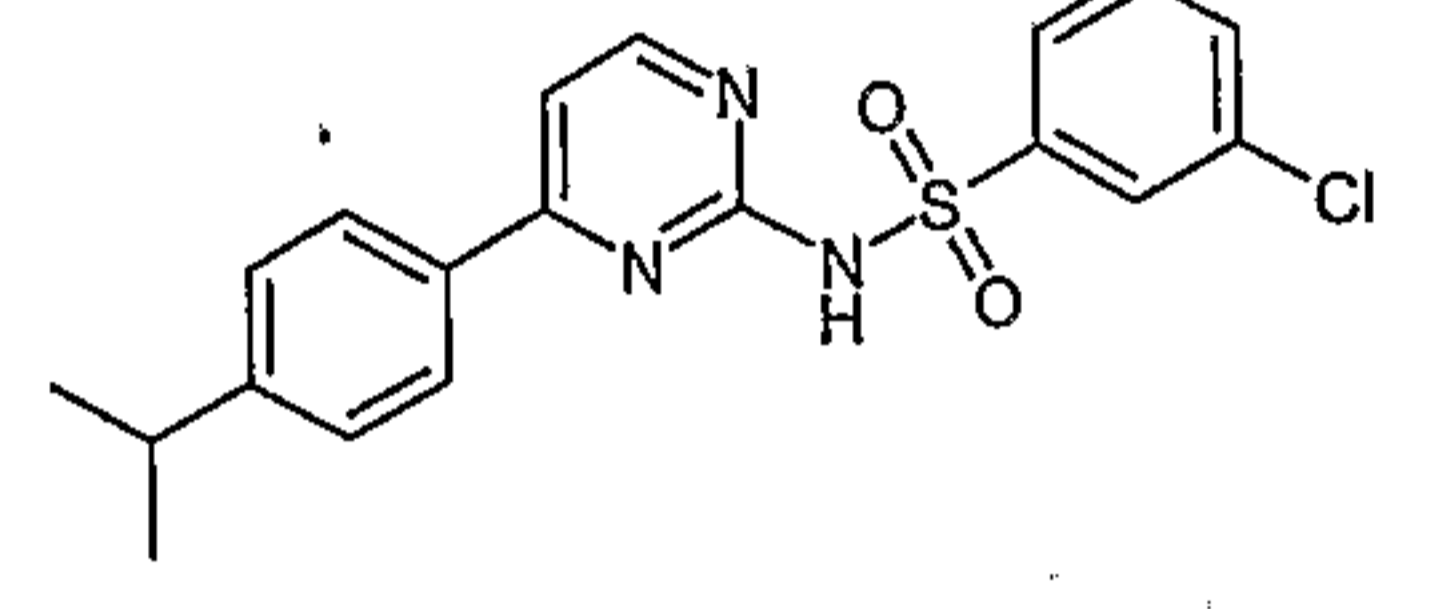
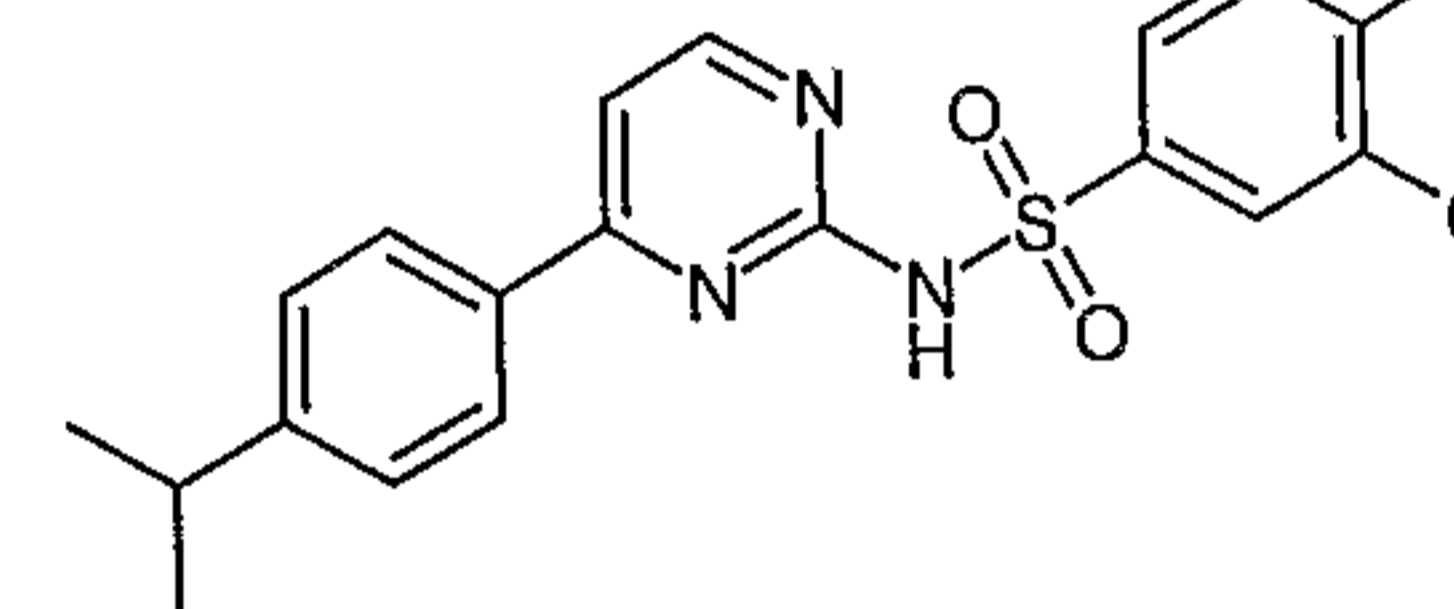
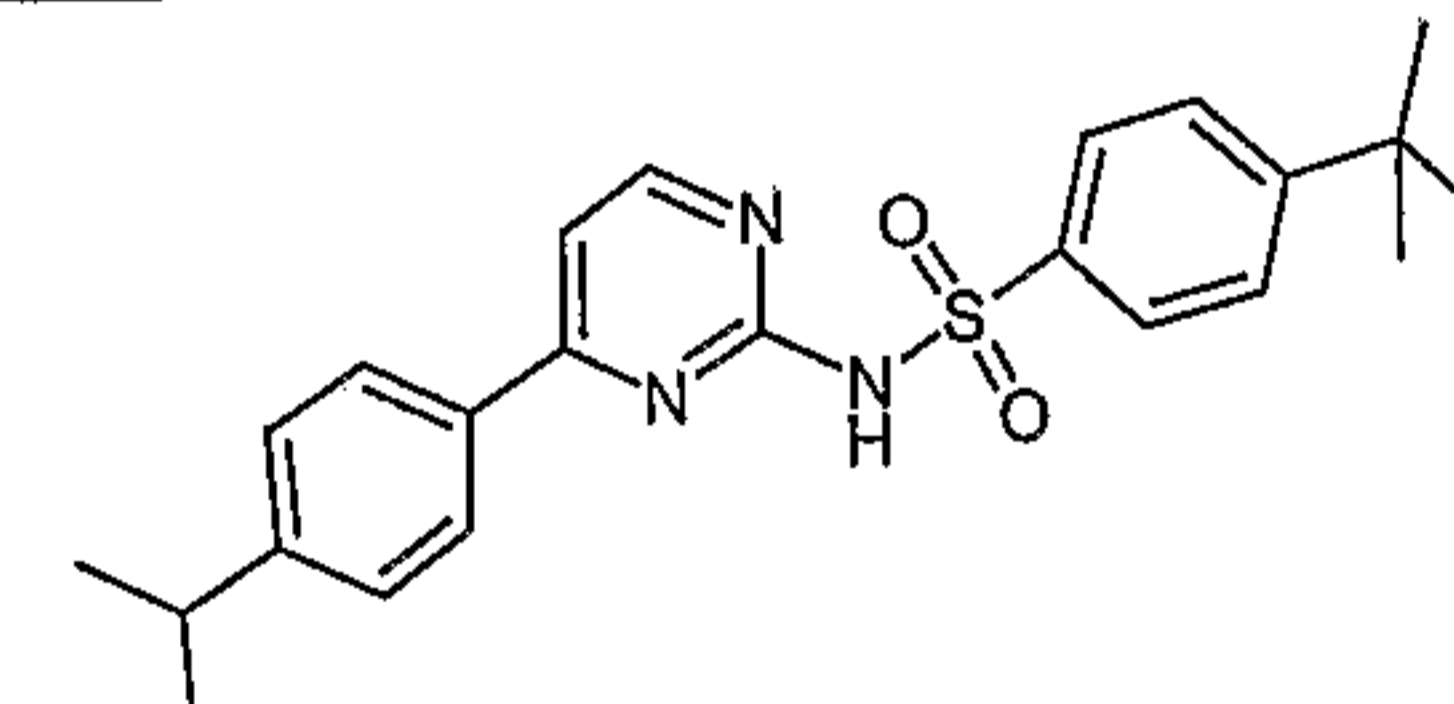
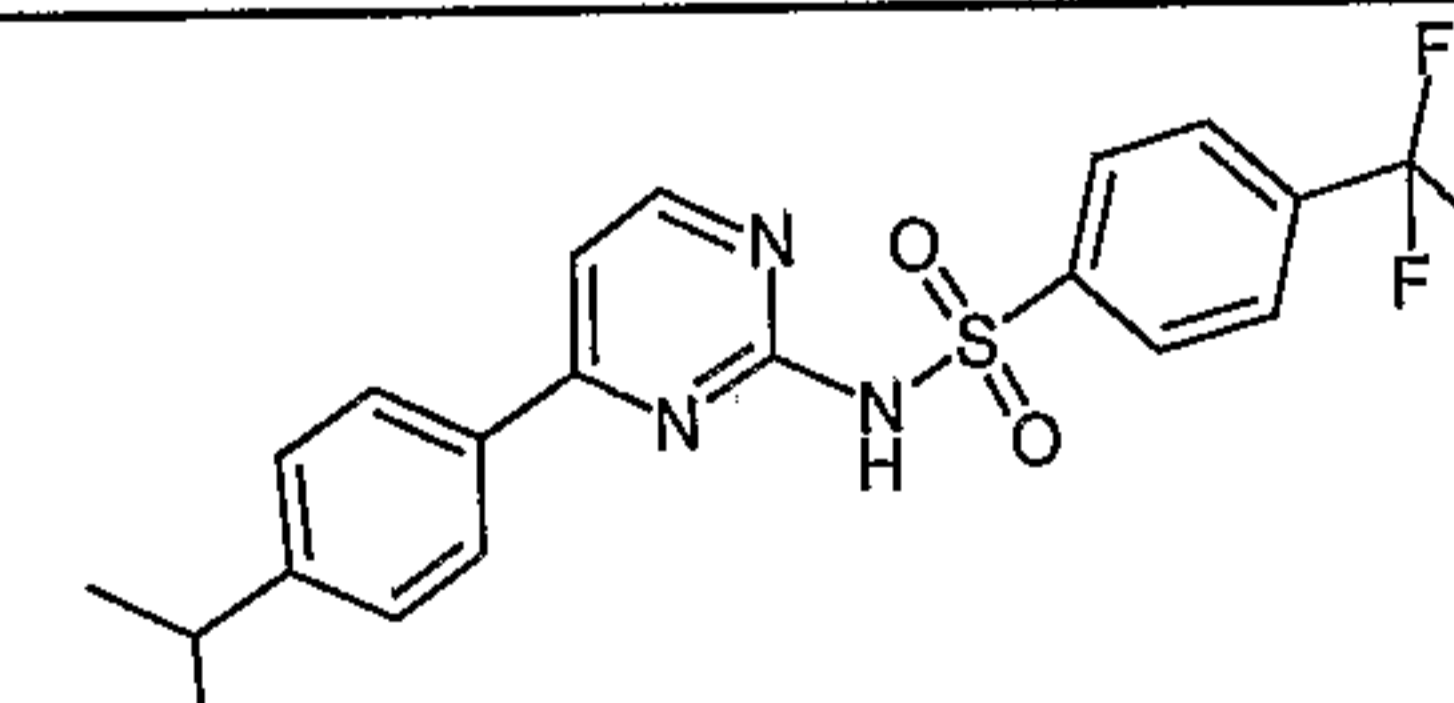
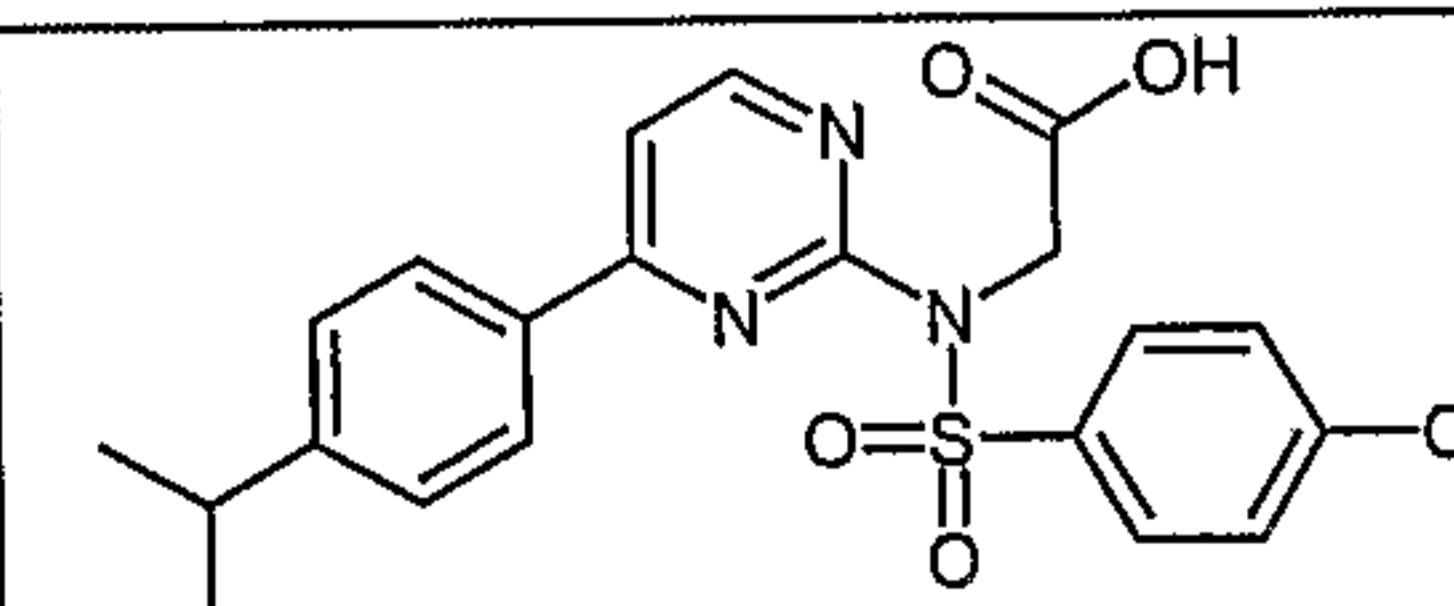
116		Sodium 4-[(cyclopentyl-(4,5-diphenyl-thiazol-2-yl)-amino)-methyl]-benzoate
117		Sodium 4-[(cyclopentyl-{4-[4-isopropylphenyl]-thiazol-2-yl}-amino)-methyl]-benzoate
118		Sodium 4-[(cyclopentyl-{4-[4-(<i>cis</i> -4-methyl-cyclohexyloxy)-phenyl]-thiazol-2-yl}-amino)-methyl]-benzoate
119		Sodium 3-[(cyclopentyl-{4-[4-(<i>cis</i> -4-methyl-cyclohexyloxy)-phenyl]-thiazol-2-yl}-amino)-methyl]-benzoate
120		Sodium 4-[(cyclopentyl-{4-[4-(<i>trans</i> -4-methyl-cyclohexyloxy)-phenyl]-thiazol-2-yl}-amino)-methyl]-benzoate
121		Sodium 3-[(cyclopentyl-{4-[4-(<i>trans</i> -4-methyl-cyclohexyloxy)-phenyl]-thiazol-2-yl}-amino)-methyl]-benzoate
122		Sodium 2-[(cyclopentyl-{4-[4-(<i>trans</i> -4-methyl-cyclohexyloxy)-phenyl]-thiazol-2-yl}-amino)-methyl]-benzoate
123		Sodium 2-[(4-[4-(<i>trans</i> -4-methyl-cyclohexyloxy)-phenyl]-thiazol-2-yl)-thiophen-2-ylmethyl-amino)-methyl]-benzoate
124		Sodium 2-[(cyclopentyl-{4-[4-(<i>cis</i> -4-methyl-cyclohexyloxy)-phenyl]-thiazol-2-yl}-amino)-methyl]-benzoate
125		Sodium 4-[(4-[4-(<i>trans</i> -4-methyl-cyclohexyloxy)-phenyl]-thiazol-2-yl)-thiophen-2-ylmethyl-amino)-methyl]-benzoate

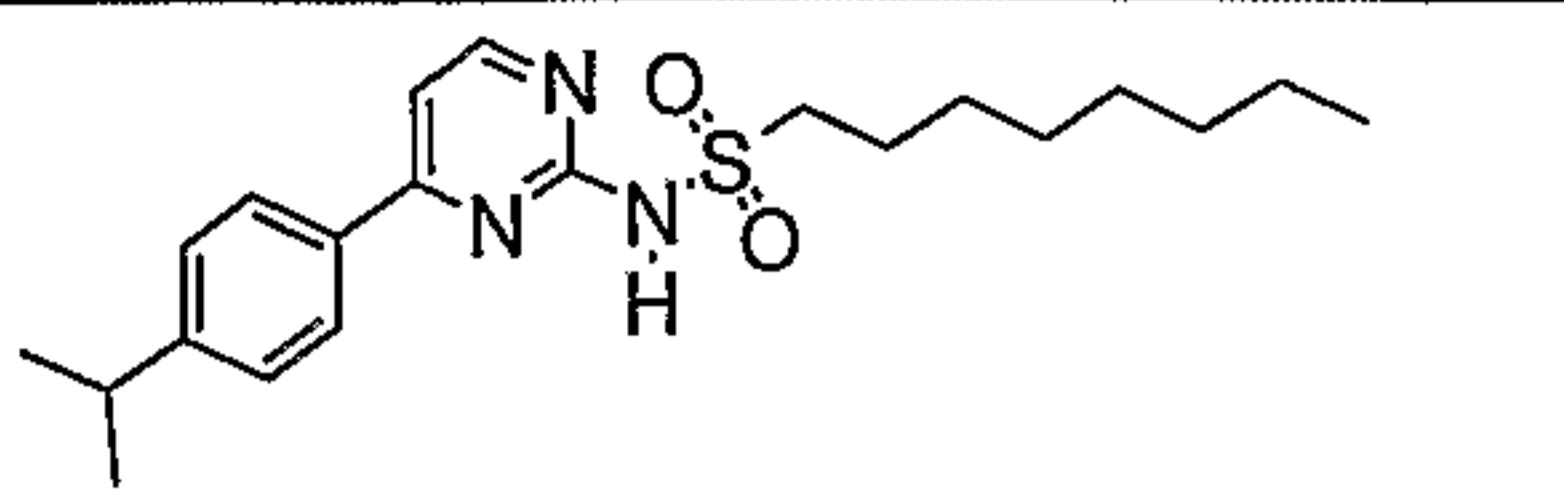
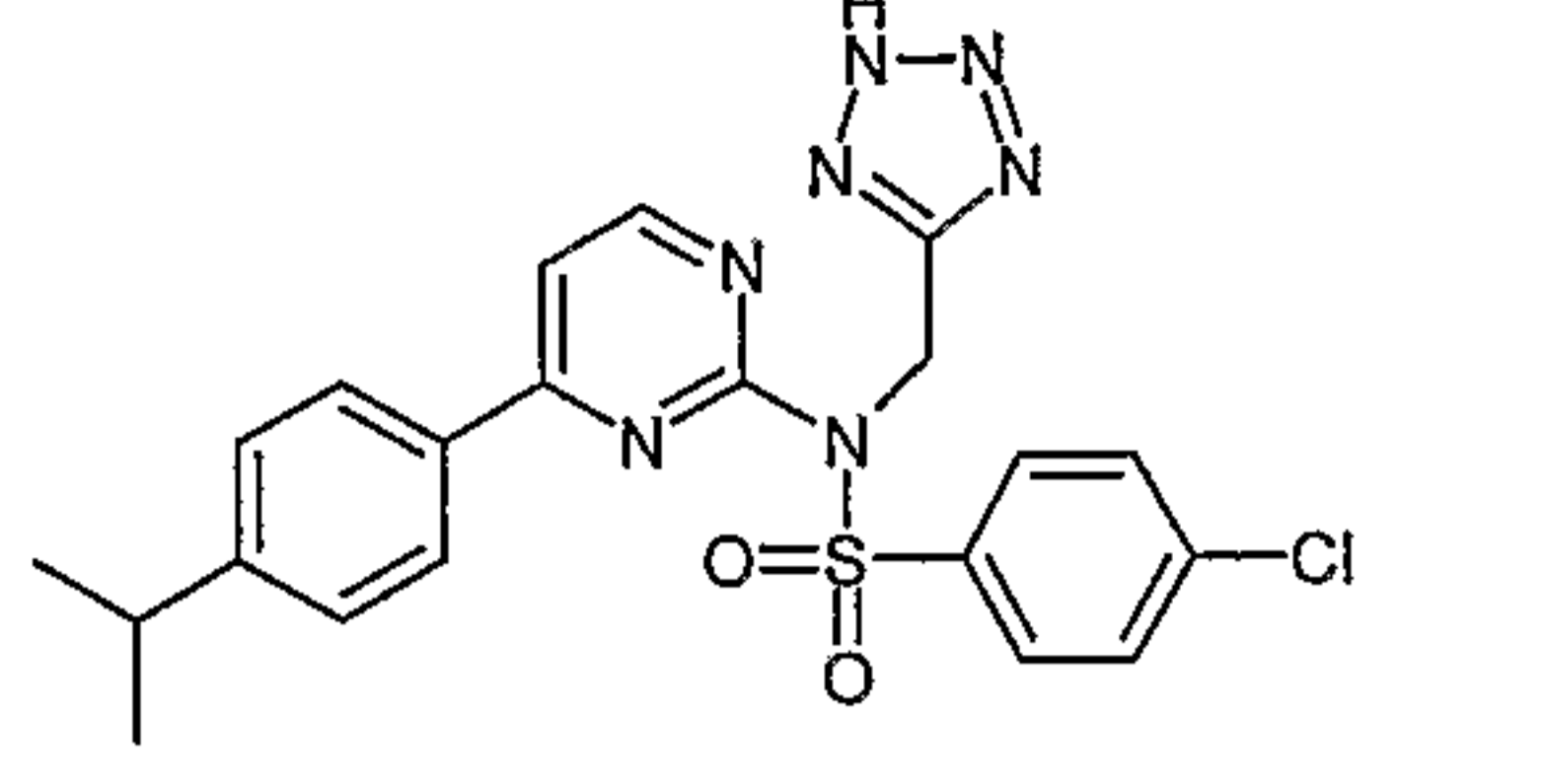
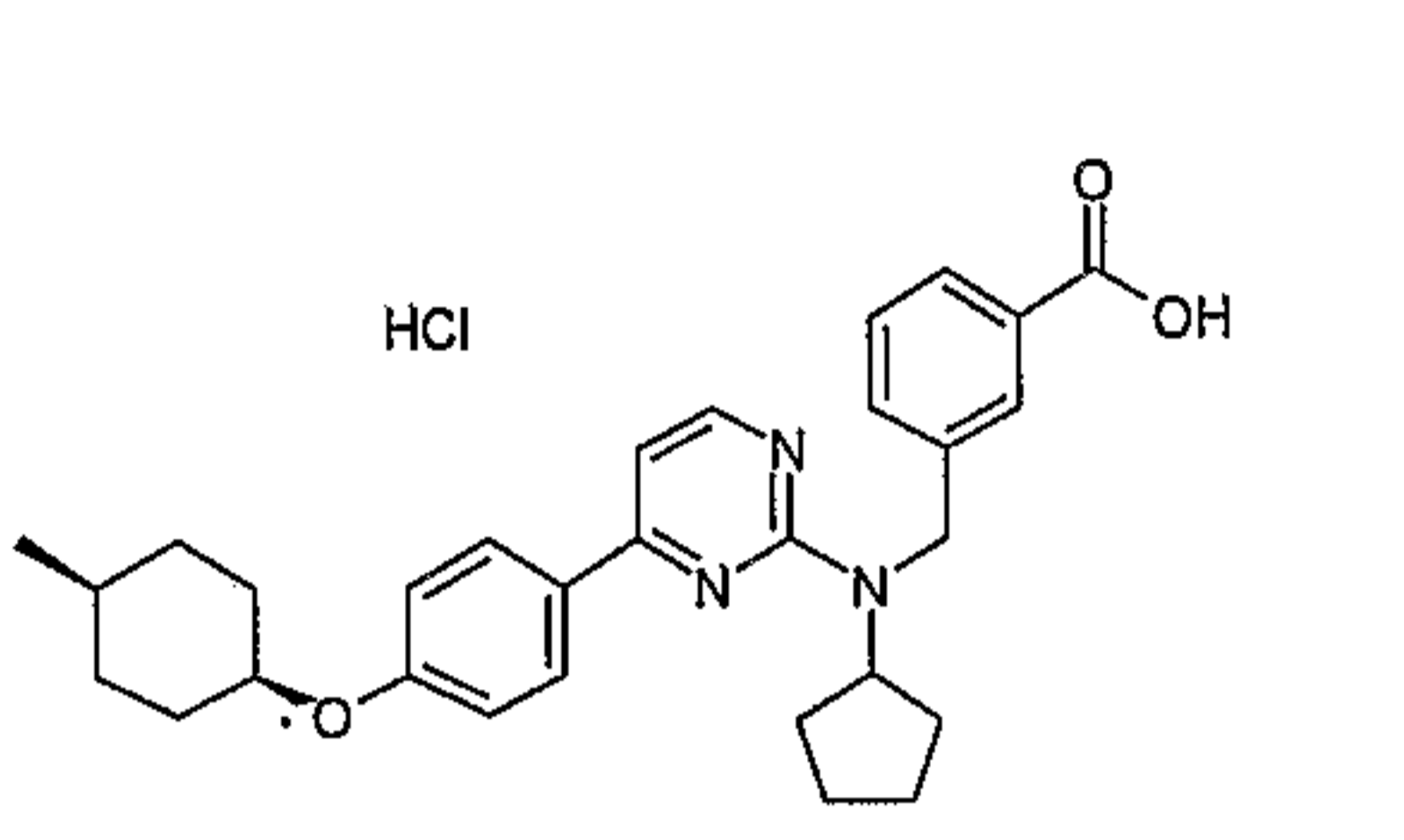
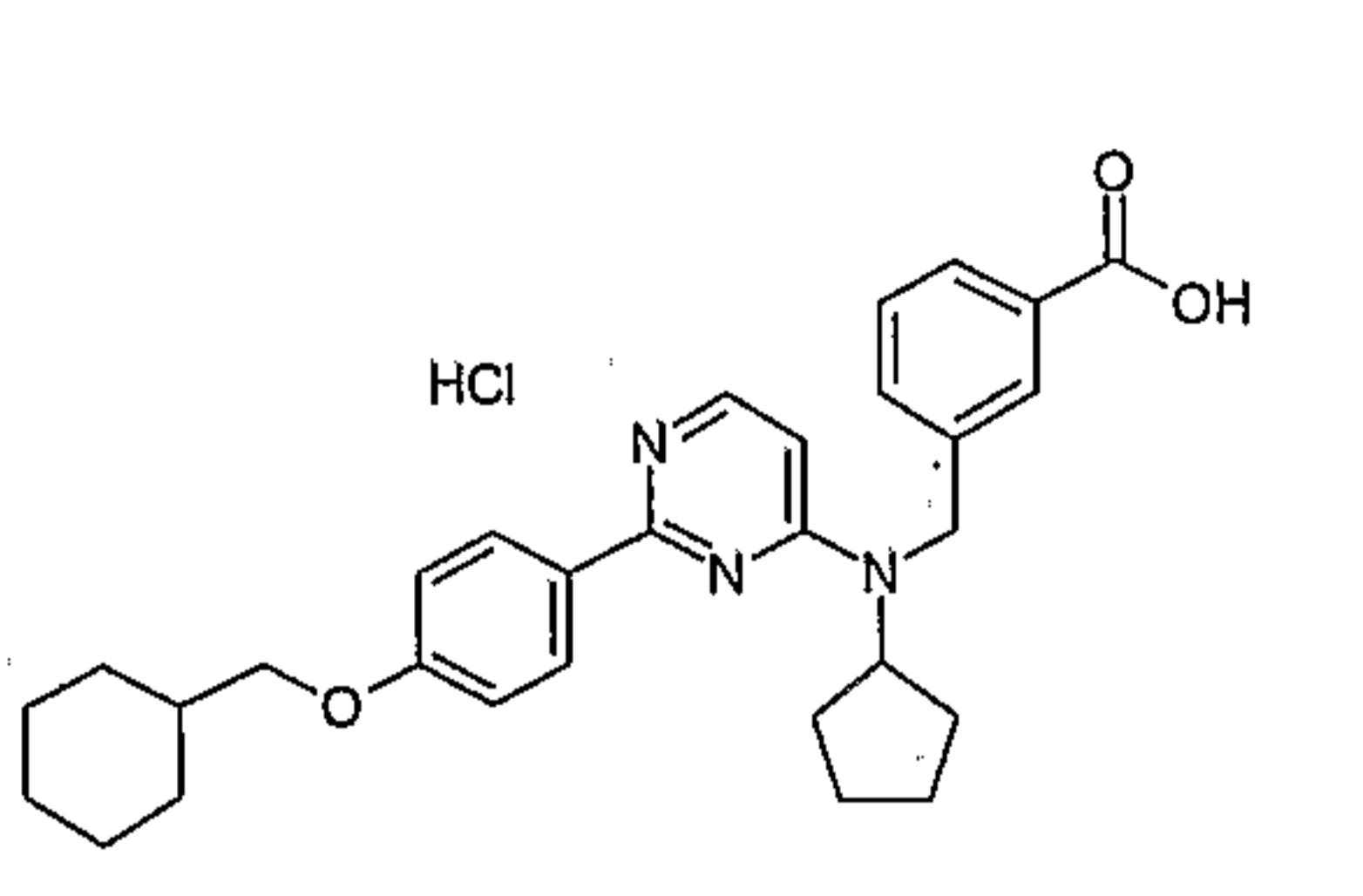
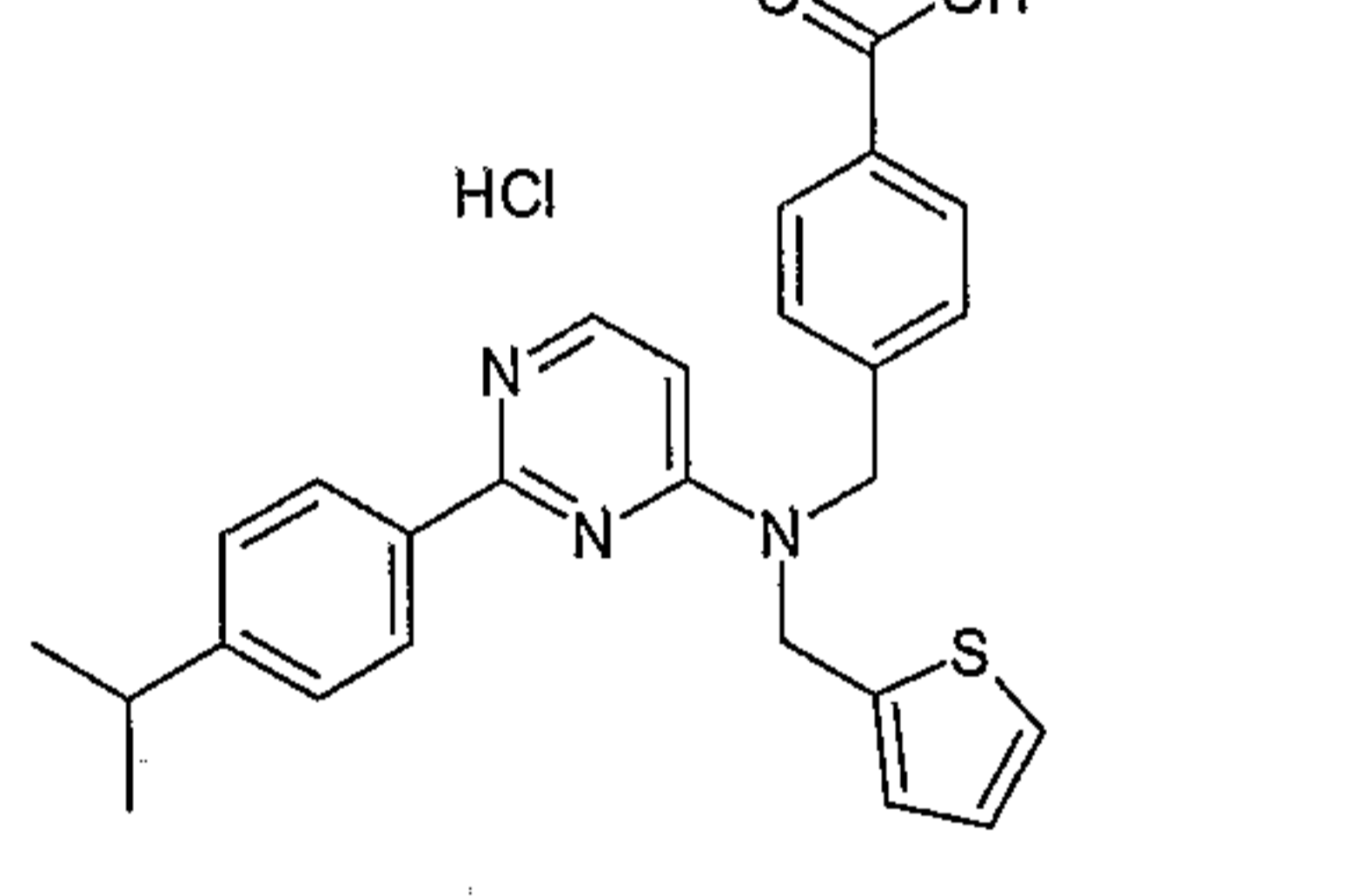
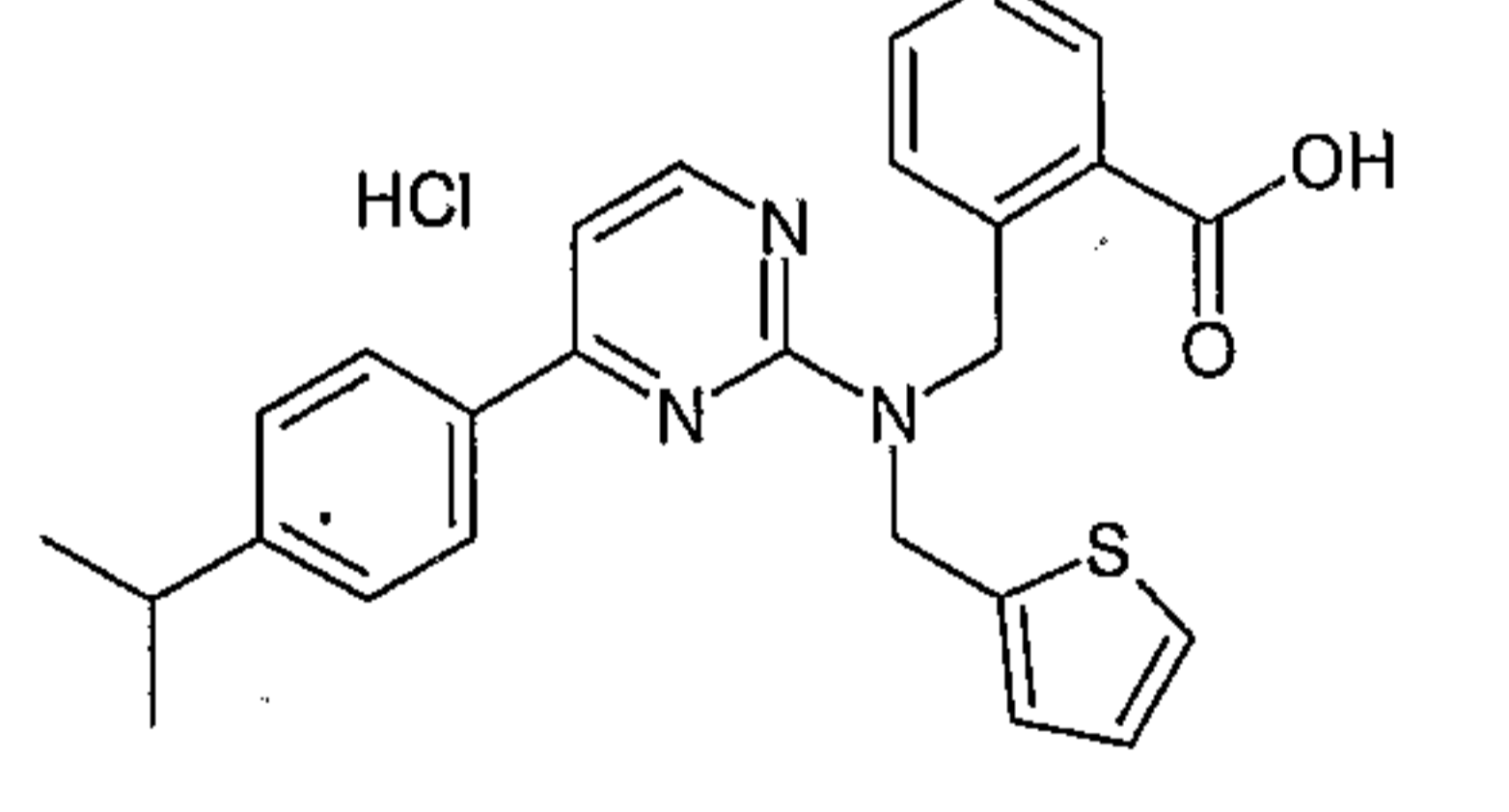
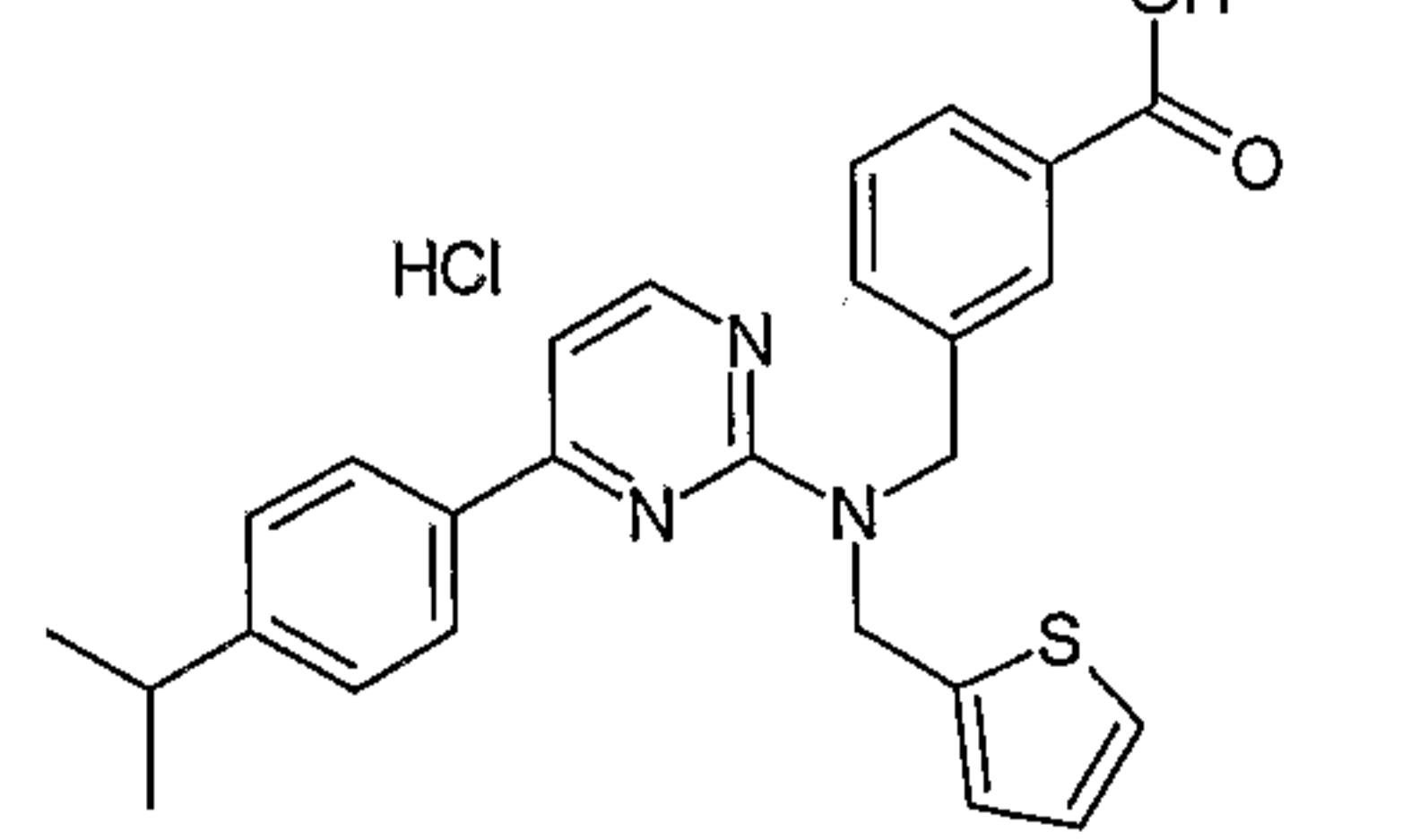
		benzoate
126		Sodium 3-[(4-{4-(<i>trans</i> -4-methyl-cyclohexyloxy)-phenyl}-thiazol-2-yl)-thiophen-2-ylmethyl-amino)-methyl]-benzoate
127		Sodium 3-[(furan-2-ylmethyl-{4-[<i>trans</i> -4-(4-methyl-cyclohexyloxy)-phenyl]-thiazol-2-yl}-amino)-methyl]-benzoate
128		Sodium 3-{[4-(4-isopropyl-phenyl)-thiazol-2-yl]-thiophen-2-ylmethyl-carbamoyl}-isonicotinate
129		4,5-Dichloro-N-[4-(4-isopropyl-phenyl)-thiazol-2-yl]-phthalamic acid
130		Sodium 4,5-dichloro-2-{[4-(4-isopropyl-phenyl)-thiazol-2-yl]-thiophen-2-ylmethyl-carbamoyl}-benzoate
131		Sodium 2-{[4-(4-isopropyl-phenyl)-thiazol-2-yl]-thiophen-2-ylmethyl-carbamoyl}-benzoate
132		4-{[4-(4-isopropyl-phenyl)-thiazol-2-yl]-thiophen-2-ylmethyl-carbamoyl}-nicotinic acid

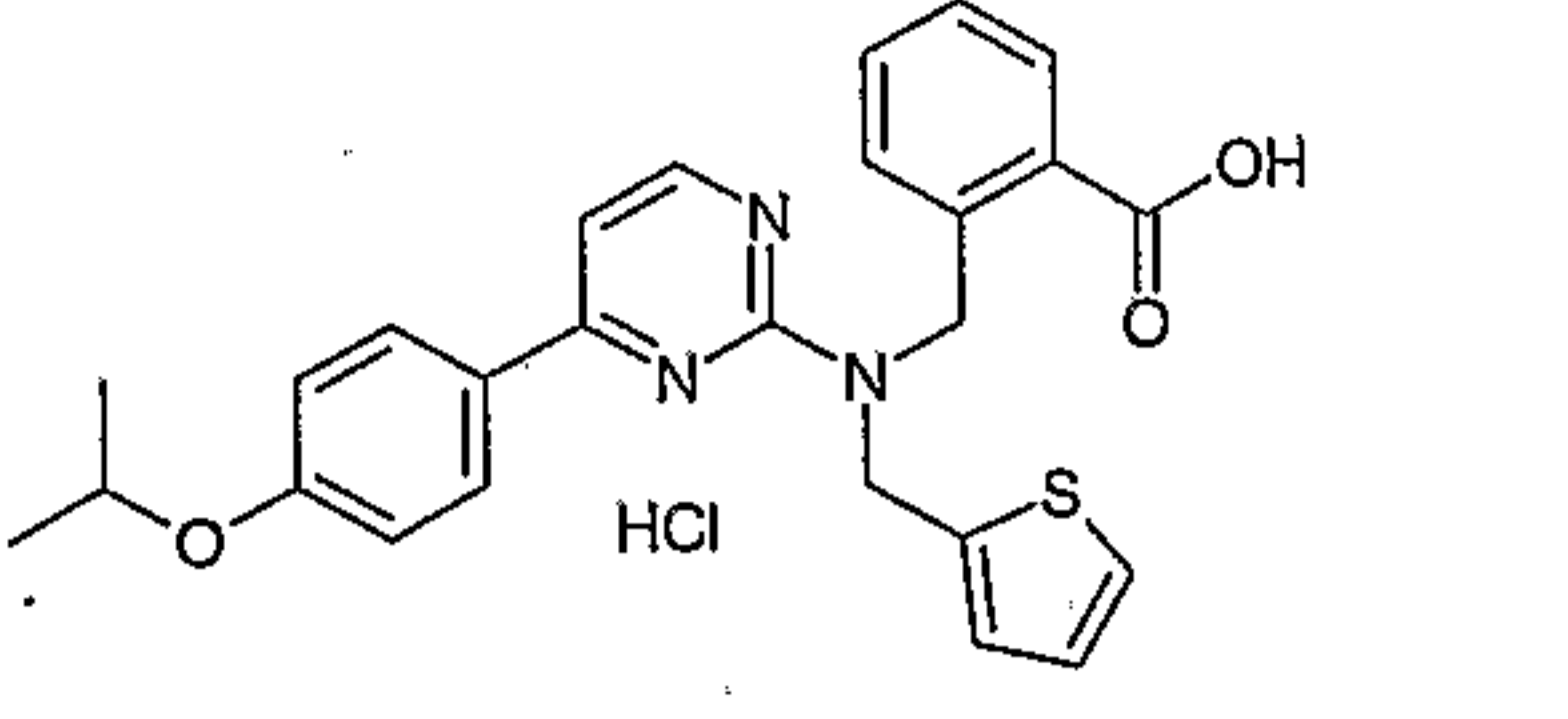
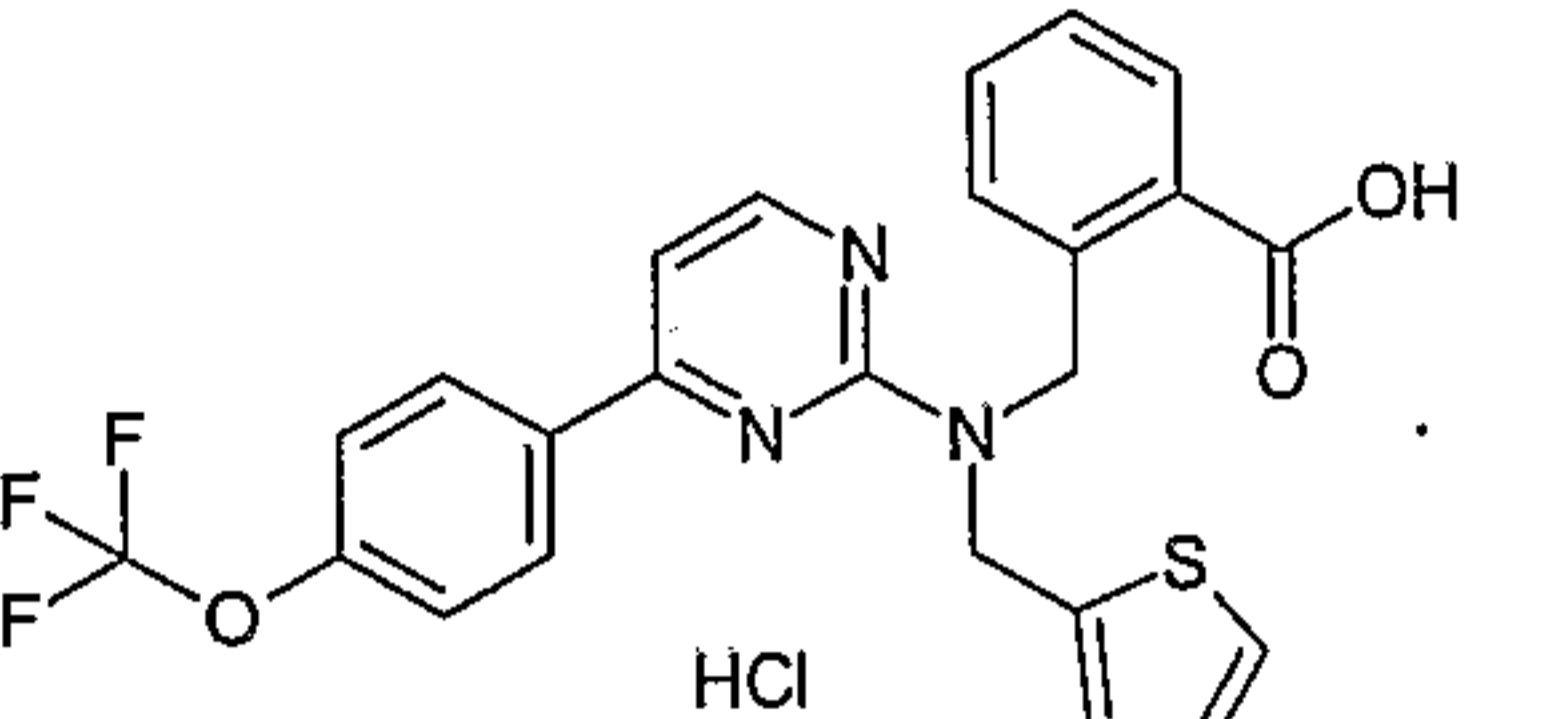
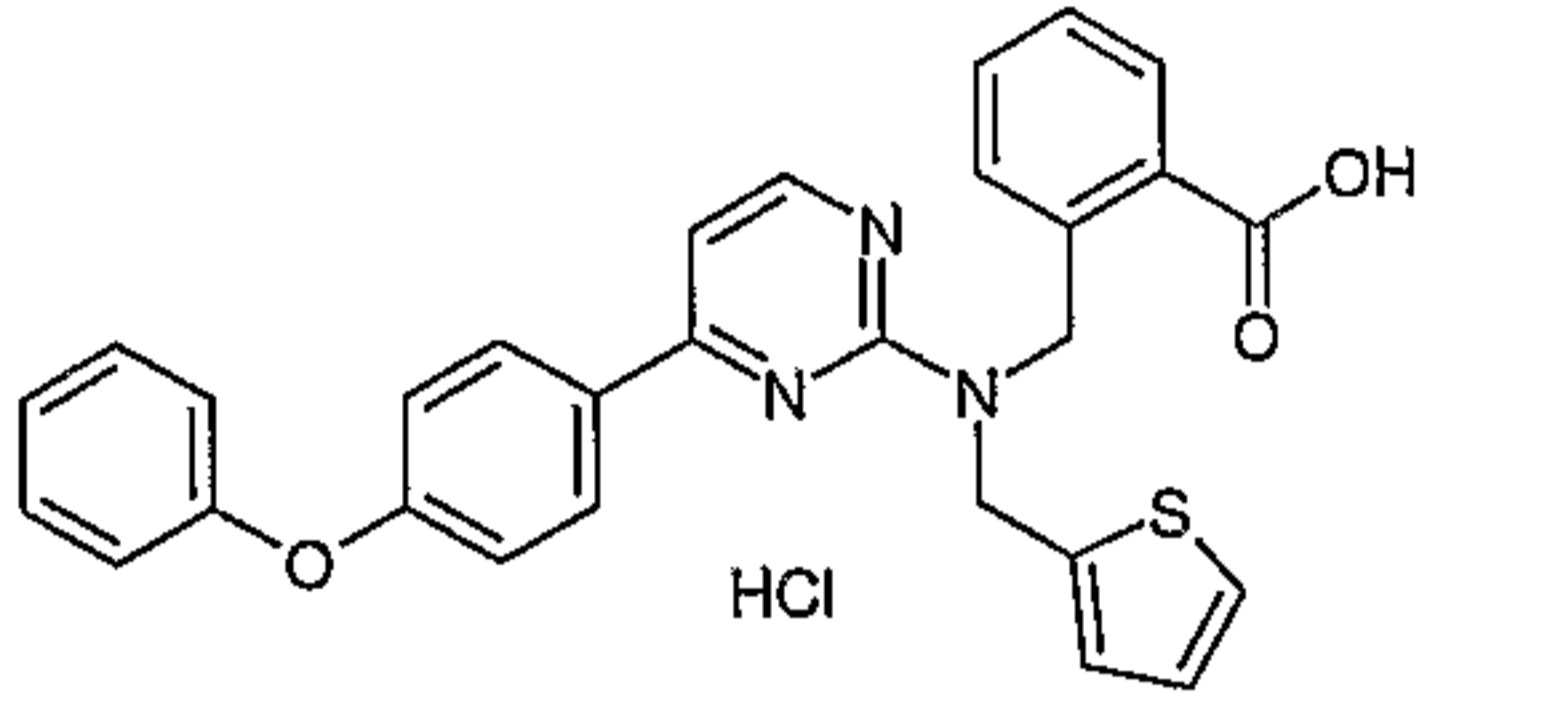
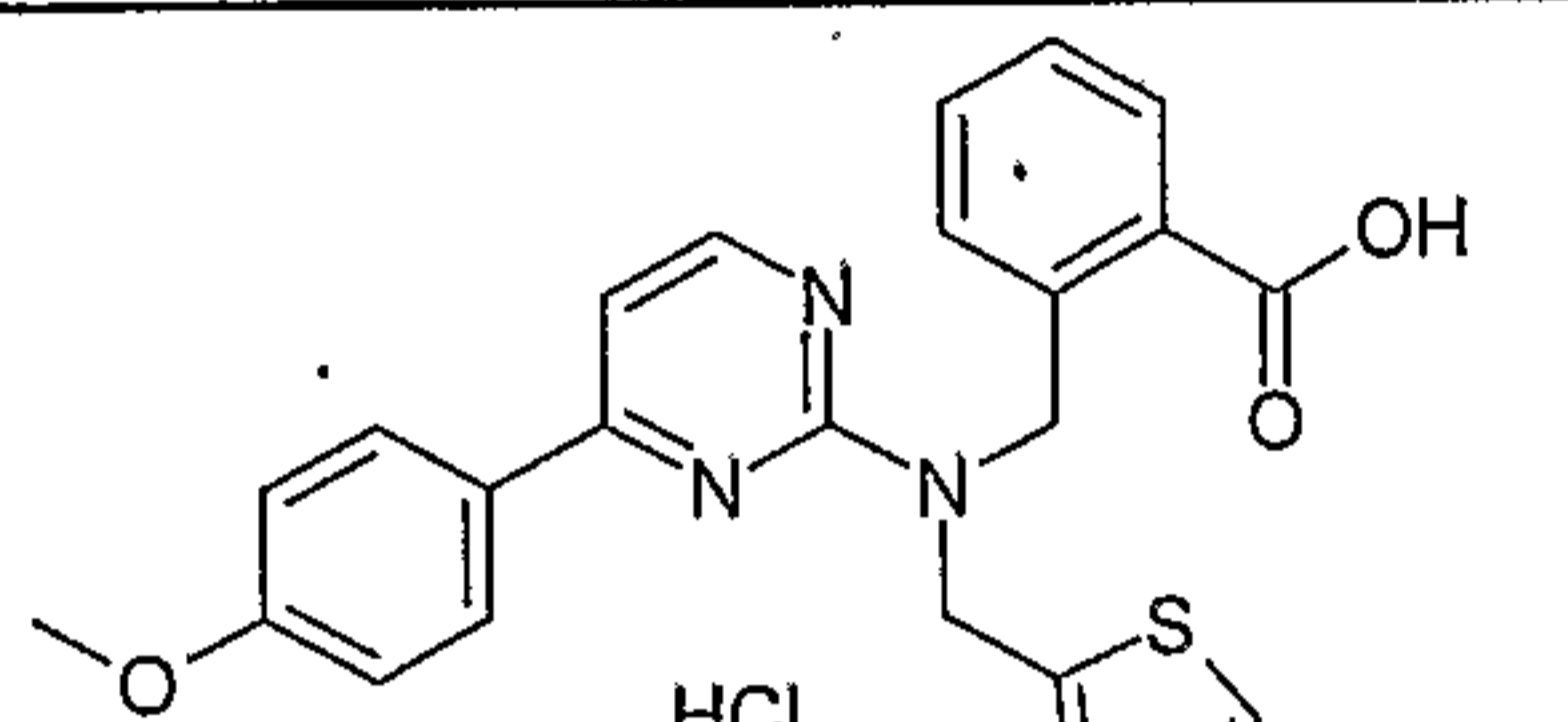
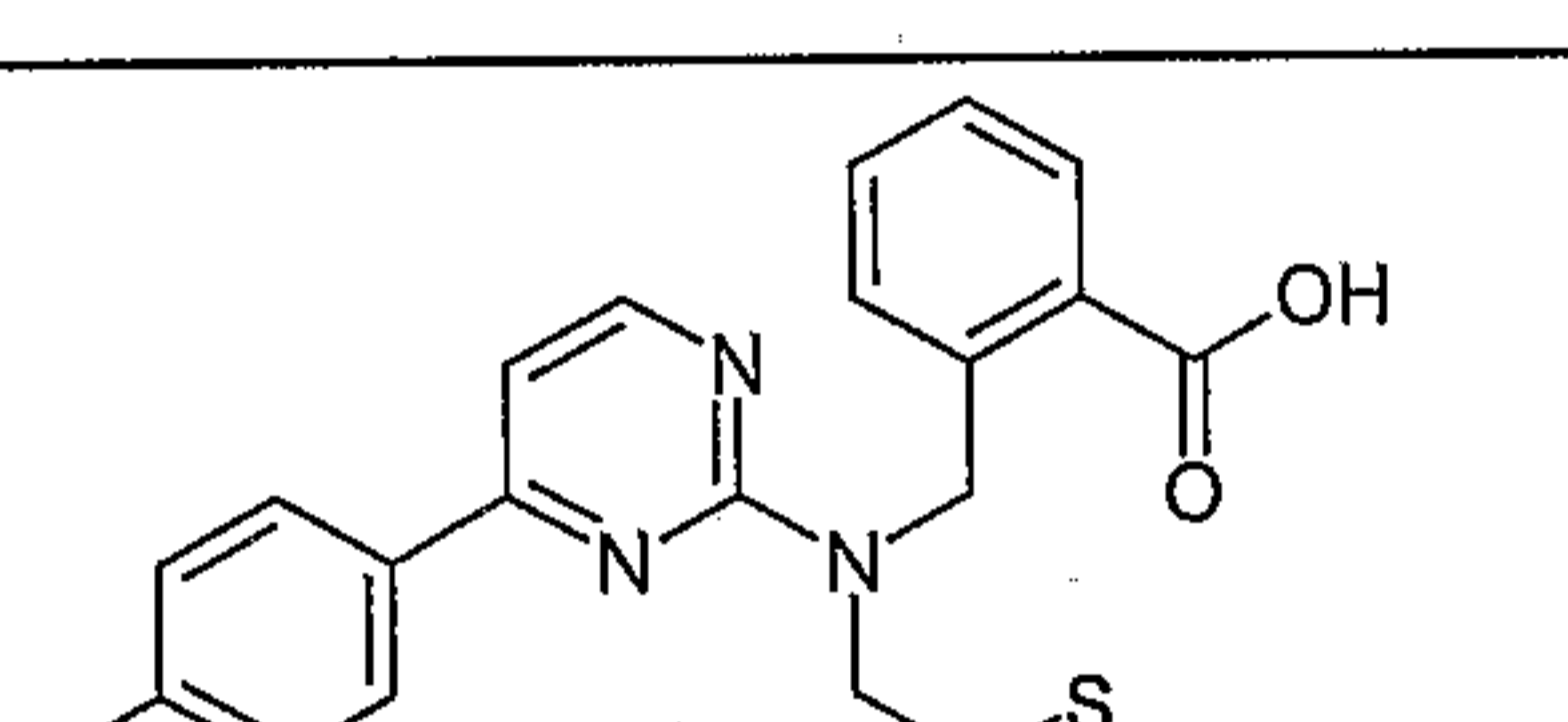
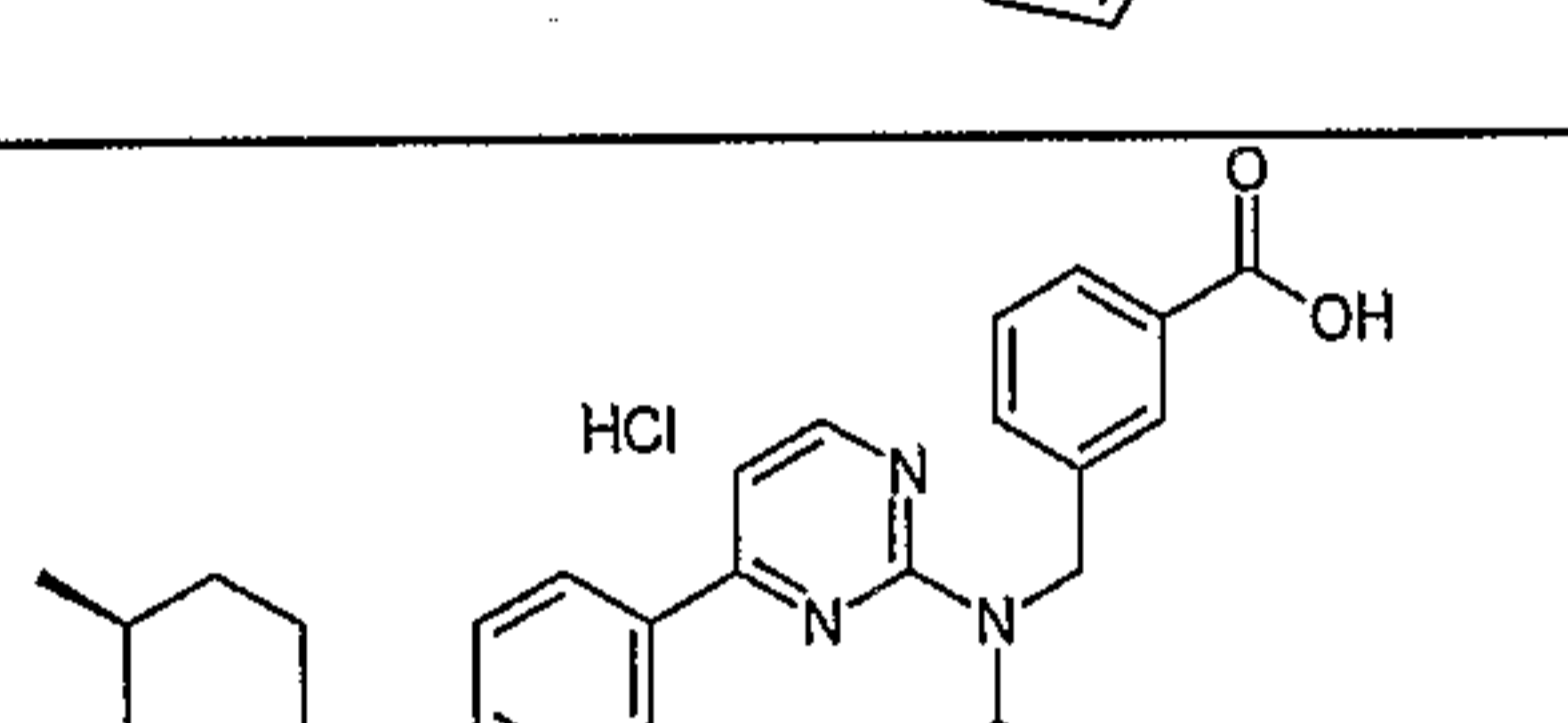
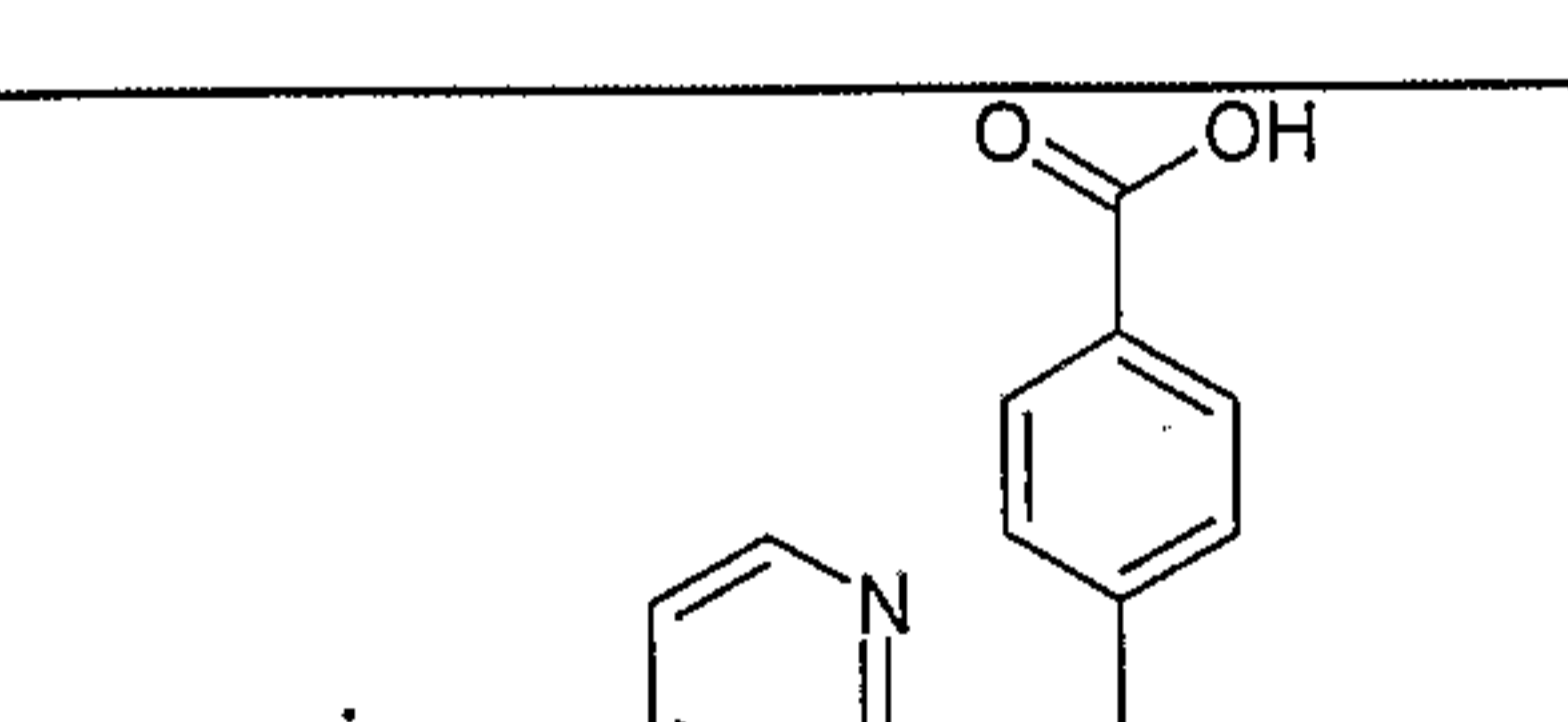
133		Sodium 3-([4-(4-isopropyl-phenyl)-thiazol-2-yl]-thiophen-2-ylmethyl-carbamoyl)-pyrazine-2-carboxylate
134		N-(3-([4-(4-isopropyl-phenyl)-thiazol-2-yl]-thiophen-2-ylmethyl-amino)-propionyl)-benzenesulfonamide
135		N-(3-([4-(4-isopropyl-phenyl)-thiazol-2-yl]-thiophen-2-ylmethyl-amino)-propionyl)-methanesulfonamide
136		N-(3-(Cyclopentyl-[4-(4-isopropyl-phenyl)-thiazol-2-yl]-amino)-propionyl)-methanesulfonamide
137		4-Cyano-N-(3-([4-(4-isopropyl-phenyl)-thiazol-2-yl]-thiophen-2-ylmethyl-amino)-propionyl) benzenesulfonamide
138		4-Chloro-N-(3-([4-(4-isopropyl-phenyl)-thiazol-2-yl]-thiophen-2-ylmethyl-amino)-propionyl)-benzenesulfonamide
139		4-Fluoro-N-(3-([4-(4-isopropyl-phenyl)-thiazol-2-yl]-thiophen-2-ylmethyl-amino)-propionyl)-benzenesulfonamide
140		N-(3-([4-(4-isopropyl-phenyl)-thiazol-2-yl]-thiophen-2-ylmethyl-amino)-propionyl)-2-methyl-benzenesulfonamide
141		Ethanesulfonic acid (3-([4-(4-isopropyl-phenyl)-thiazol-2-yl]-thiophen-2-ylmethyl-amino)-propionyl)-amide
142		2-Methyl-propane-2-sulfonic acid (3-([4-(4-isopropyl-phenyl)-thiazol-2-yl]-thiophen-2-ylmethyl-amino)-propionyl)-

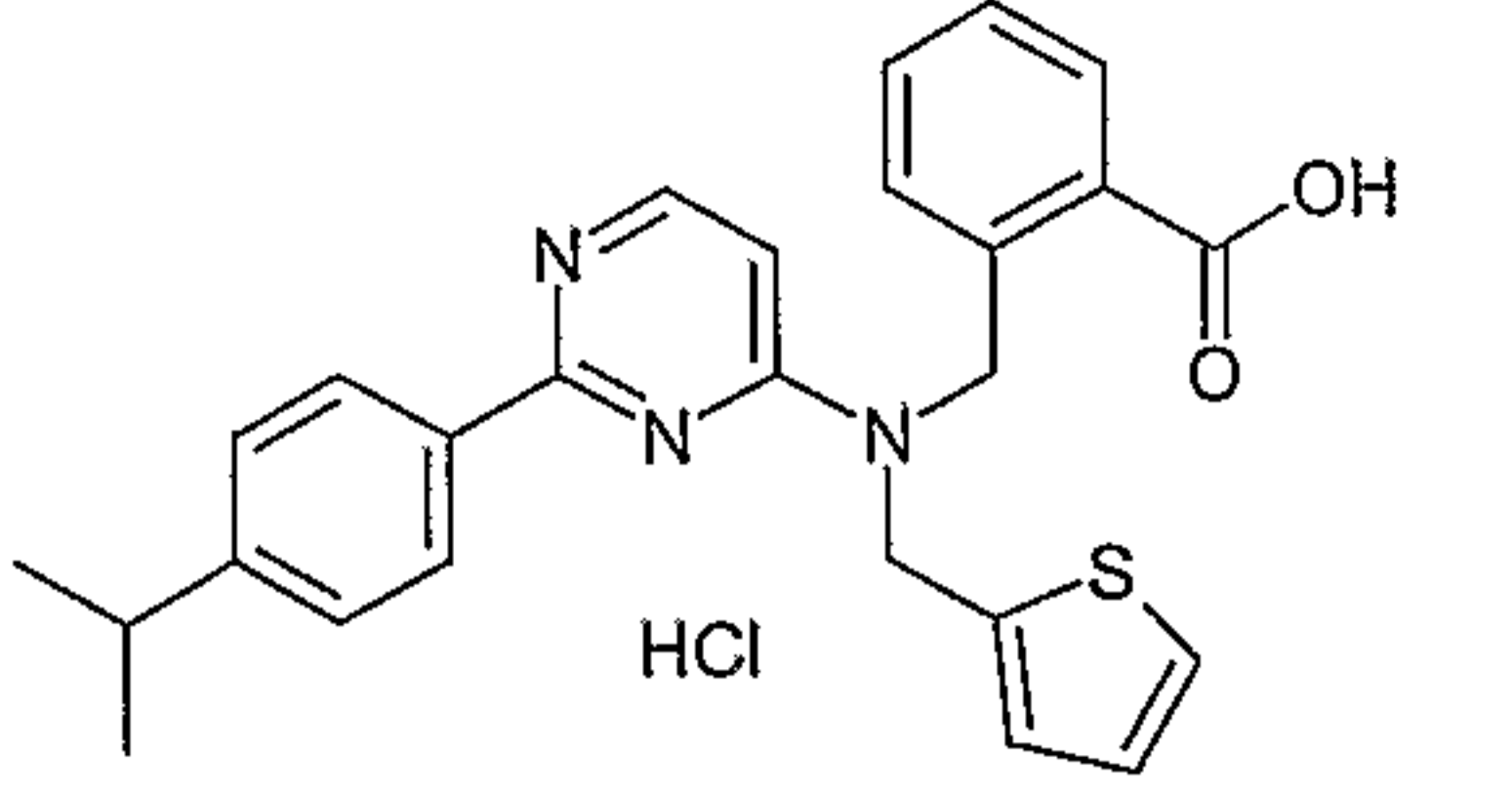
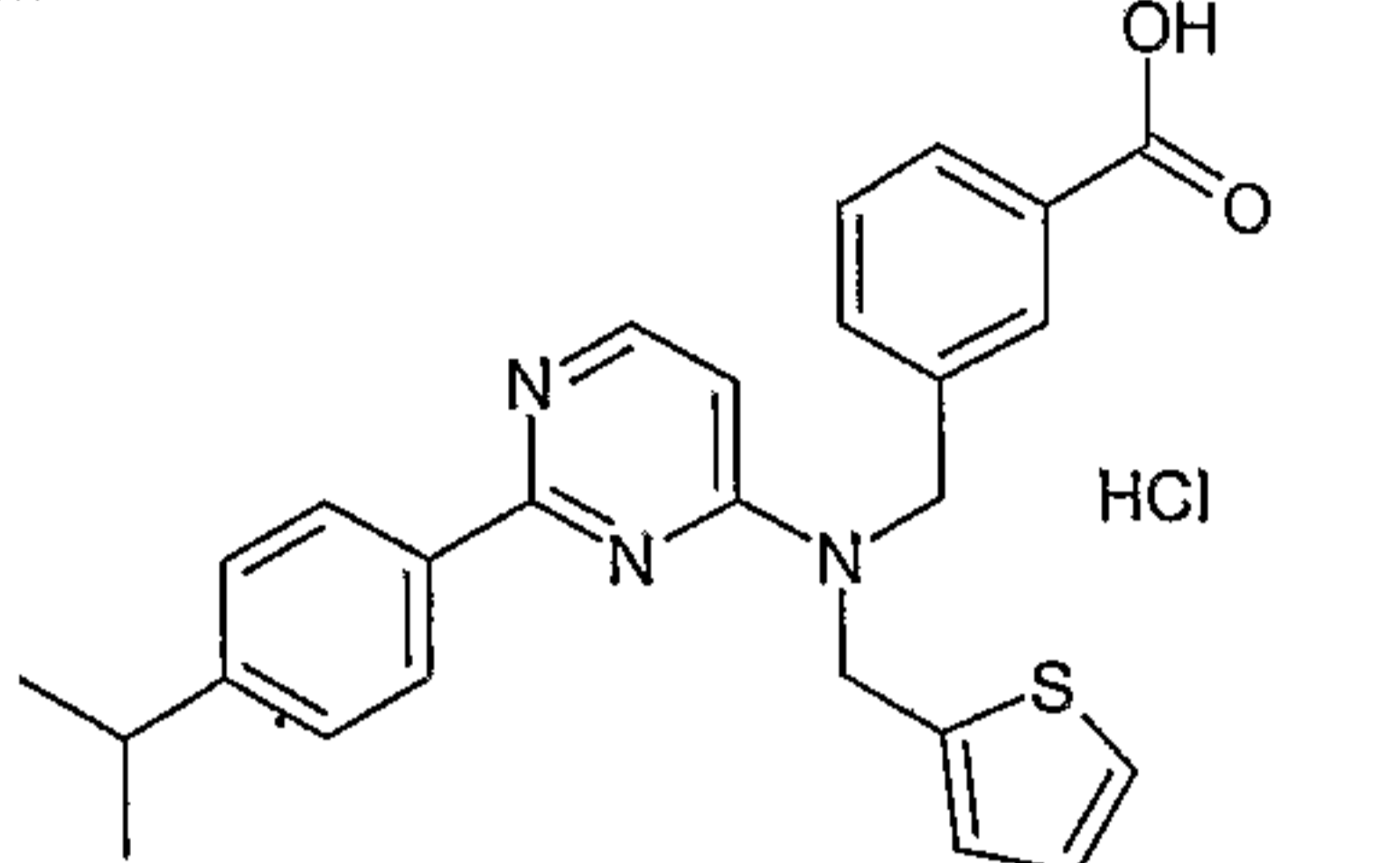
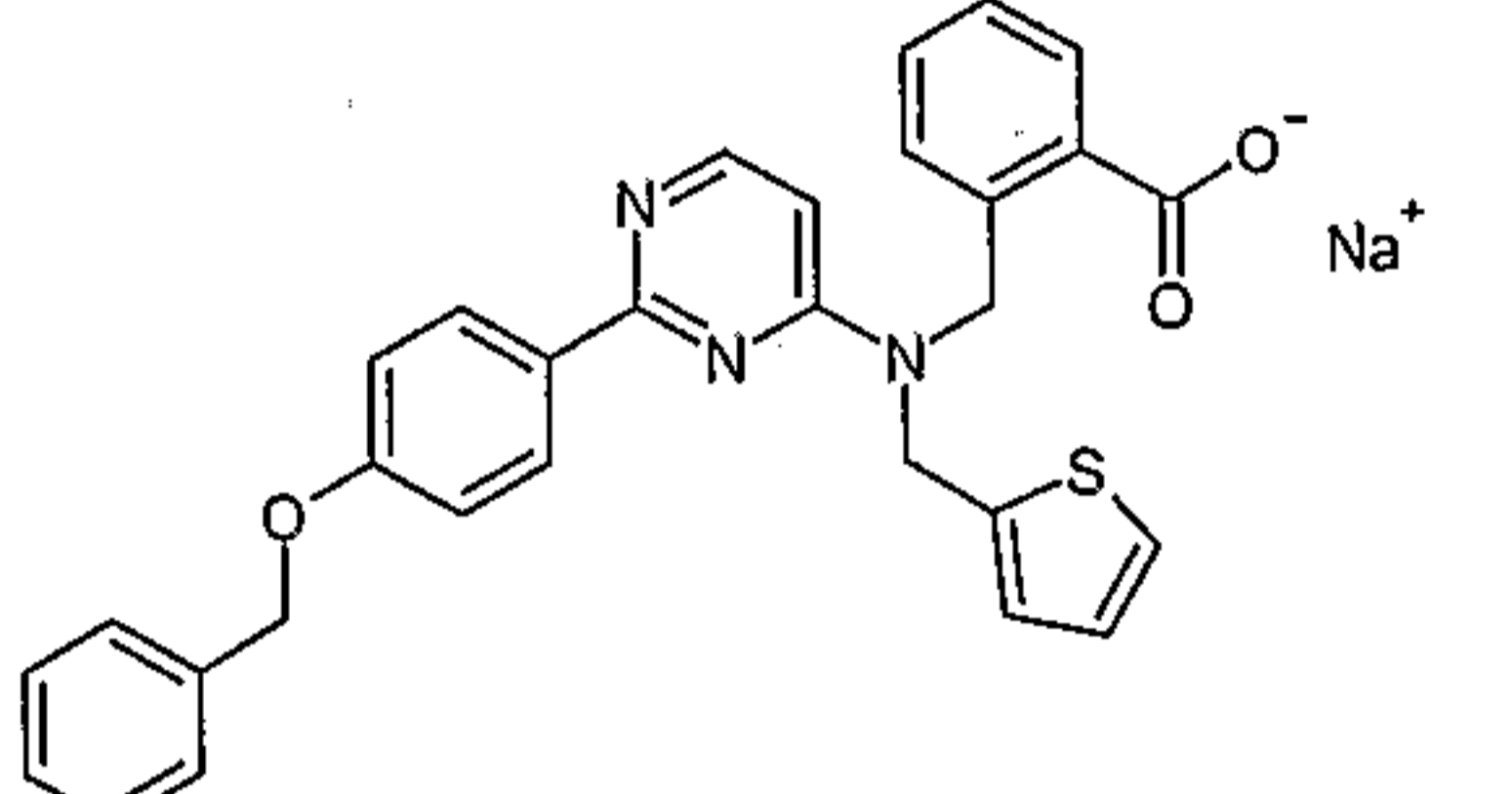
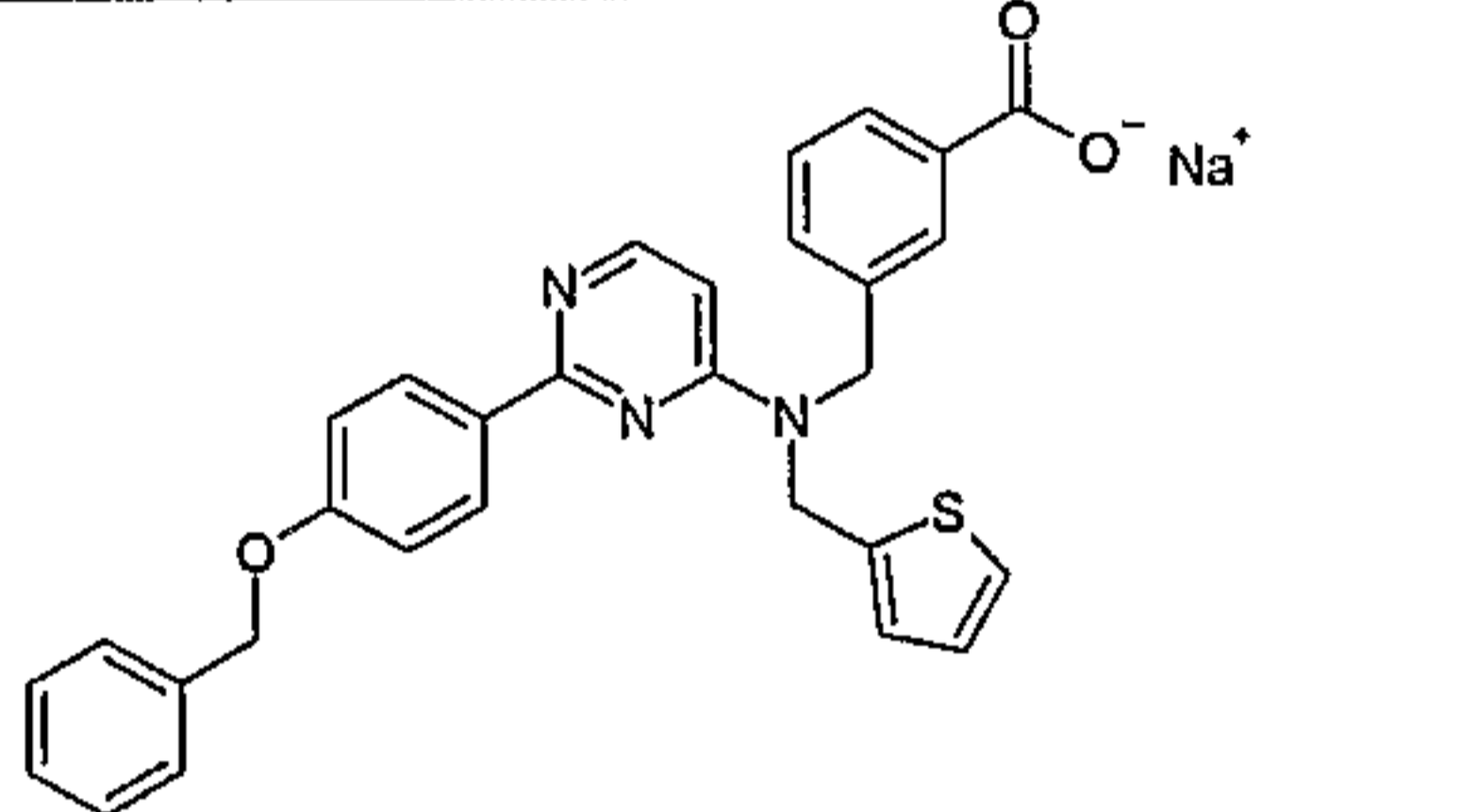
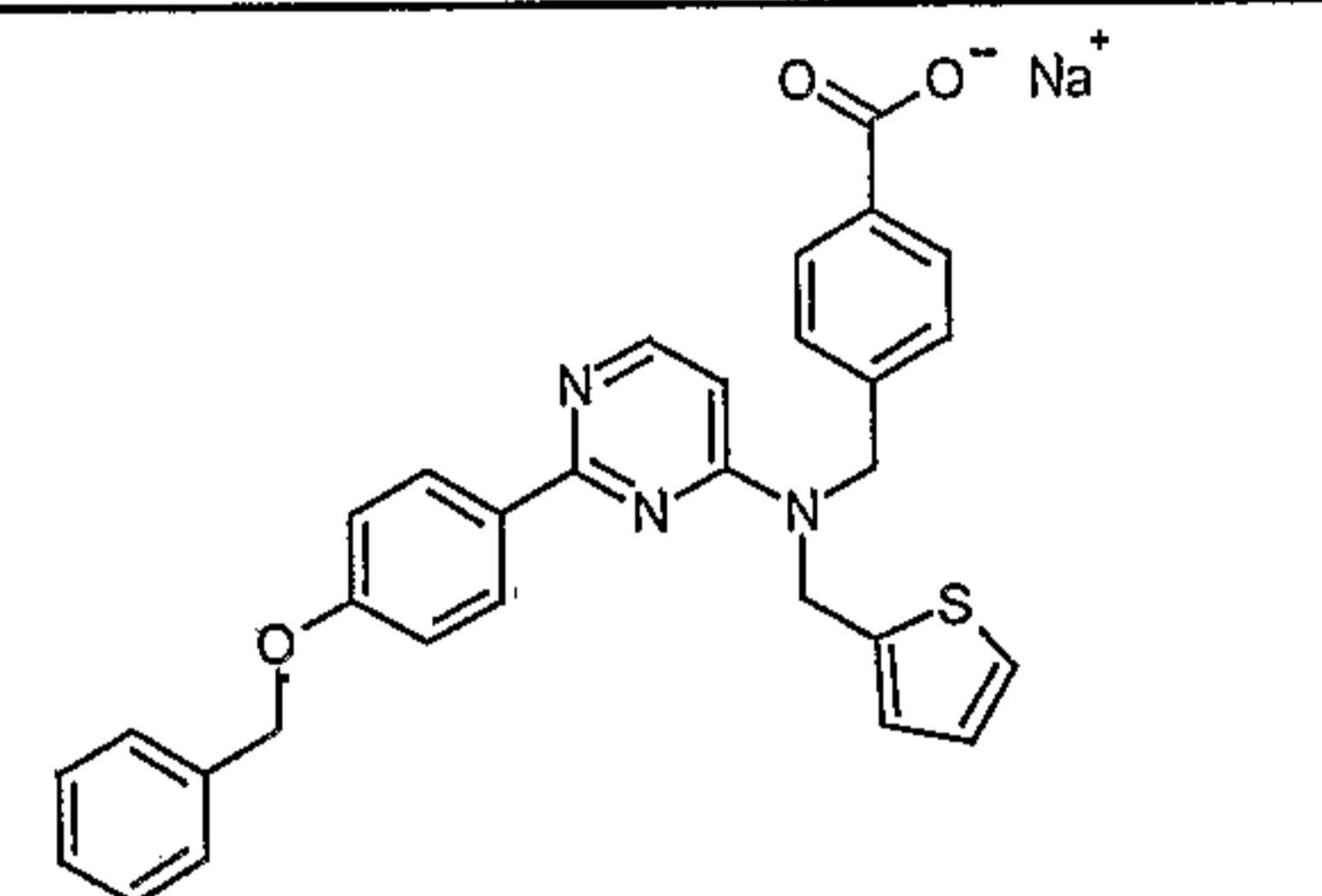
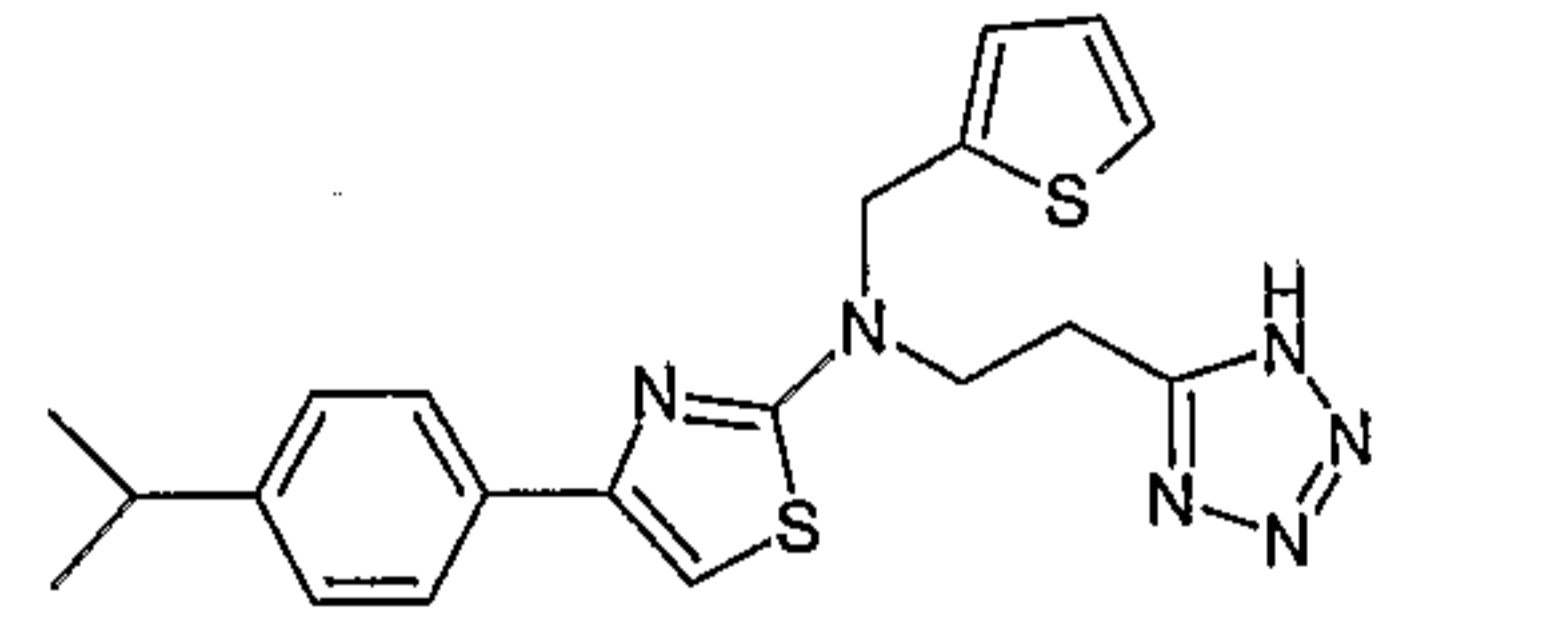
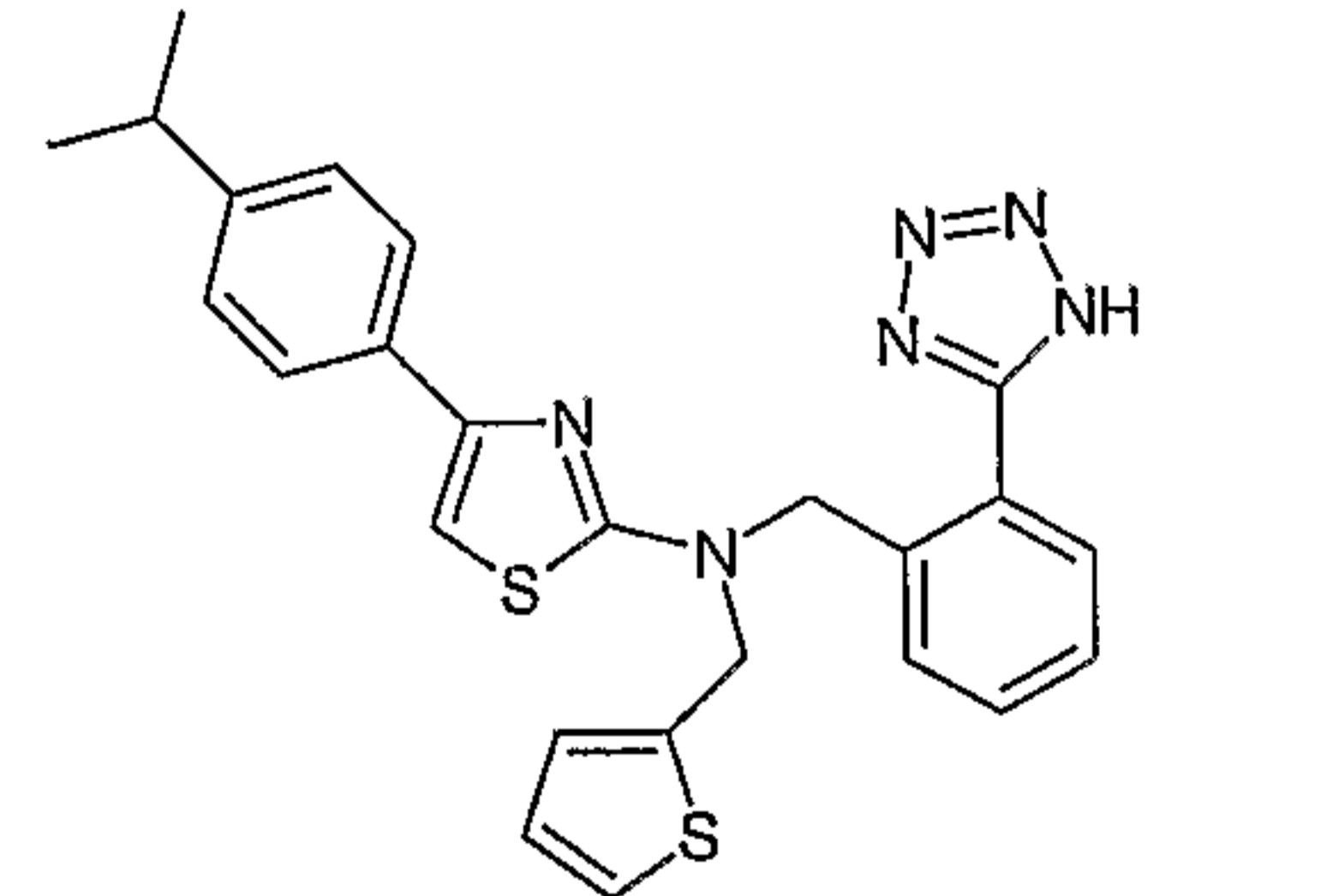
		amide
143		N-(3-{Cyclopentyl-[4-(4-isopropyl-phenyl)-thiazol-2-yl]-amino}-propionyl)-benzenesulfonamide Hydrochloride
144		6-Methyl-pyridine-2-sulfonic acid (3-{[4-(4-isopropyl-phenyl)-thiazol-2-yl]-thiophen-2-ylmethyl-amino}-propionyl)-amide Dihydrochloride
145		{[4-(4-Isopropyl-phenyl)-thiazol-2-ylmethyl]-thiophen-2-ylmethyl-amino}-acetic acid Hydrochloride
146		{Cyclopentyl-[4-(4-isopropyl-phenyl)-thiazol-2-ylmethyl]-amino}-acetic acid Hydrochloride
147		3-{[4-(4-Isopropyl-phenyl)-thiazol-2-ylmethyl]-thiophen-2-ylmethyl-amino}-propionic acid Hydrochloride
148		3-{Cyclopentyl-[4-(4-isopropyl-phenyl)-thiazol-2-ylmethyl]-amino}-propionic acid Hydrochloride
149		{[2-(4-Isopropyl-phenyl)-pyrimidin-4-yl]-thiophen-2-ylmethyl-amino}-acetic acid Hydrochloride
150		{(5-Chloro-thiophen-2-ylmethyl)-[2-(4-isopropyl-phenyl)-pyrimidin-4-yl]-amino}-acetic acid Hydrochloride

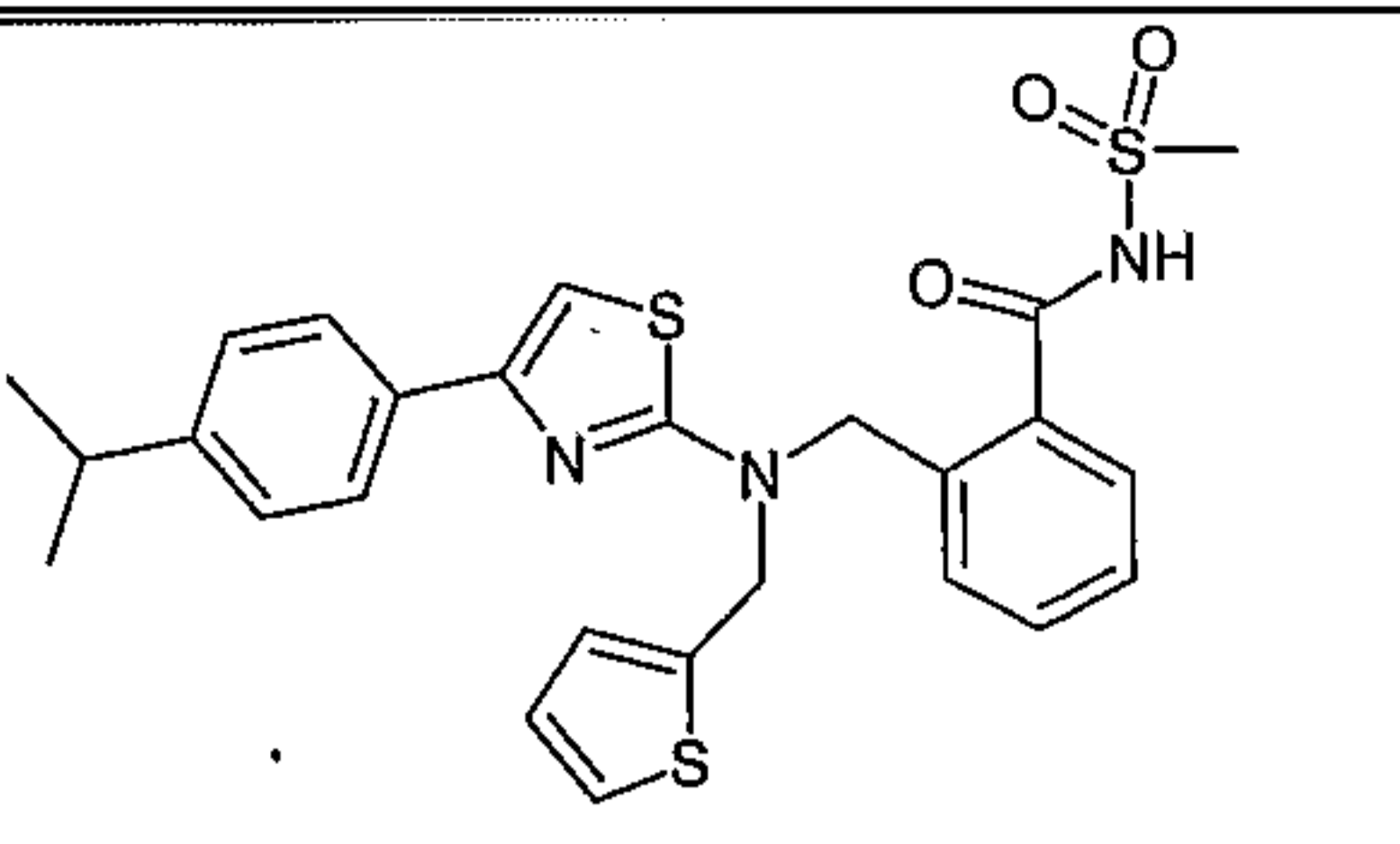
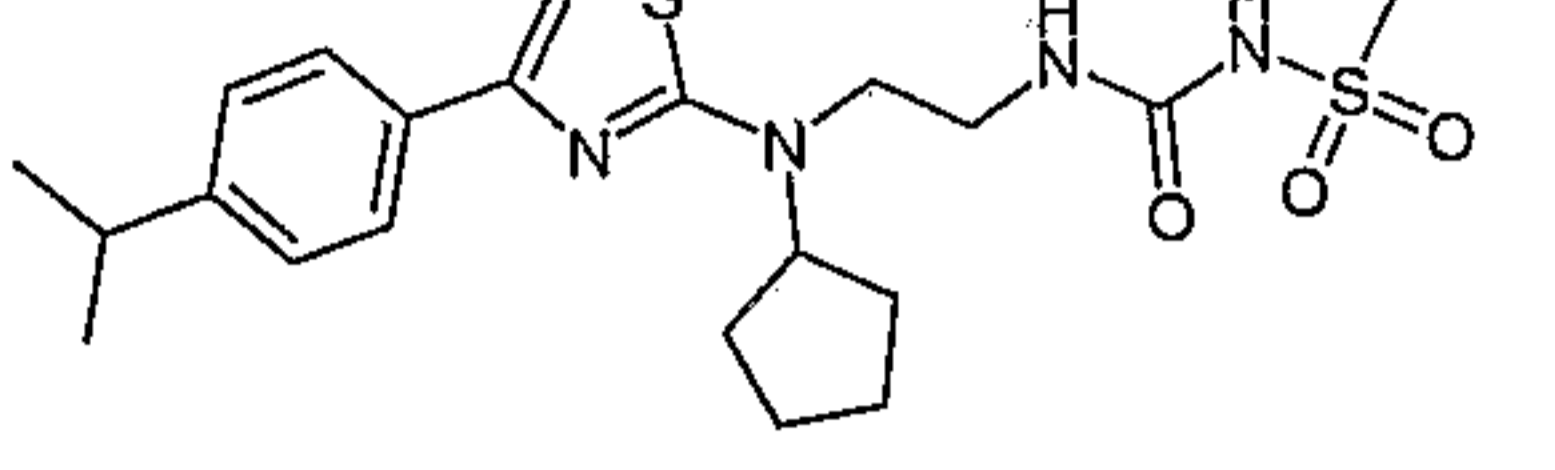
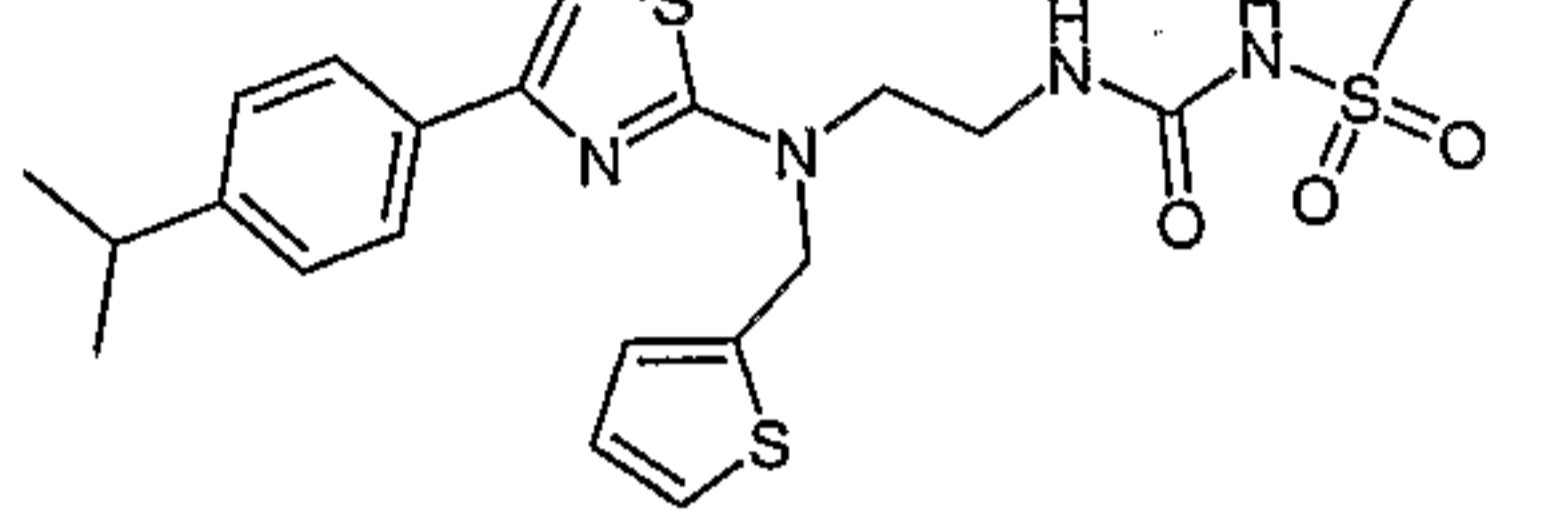
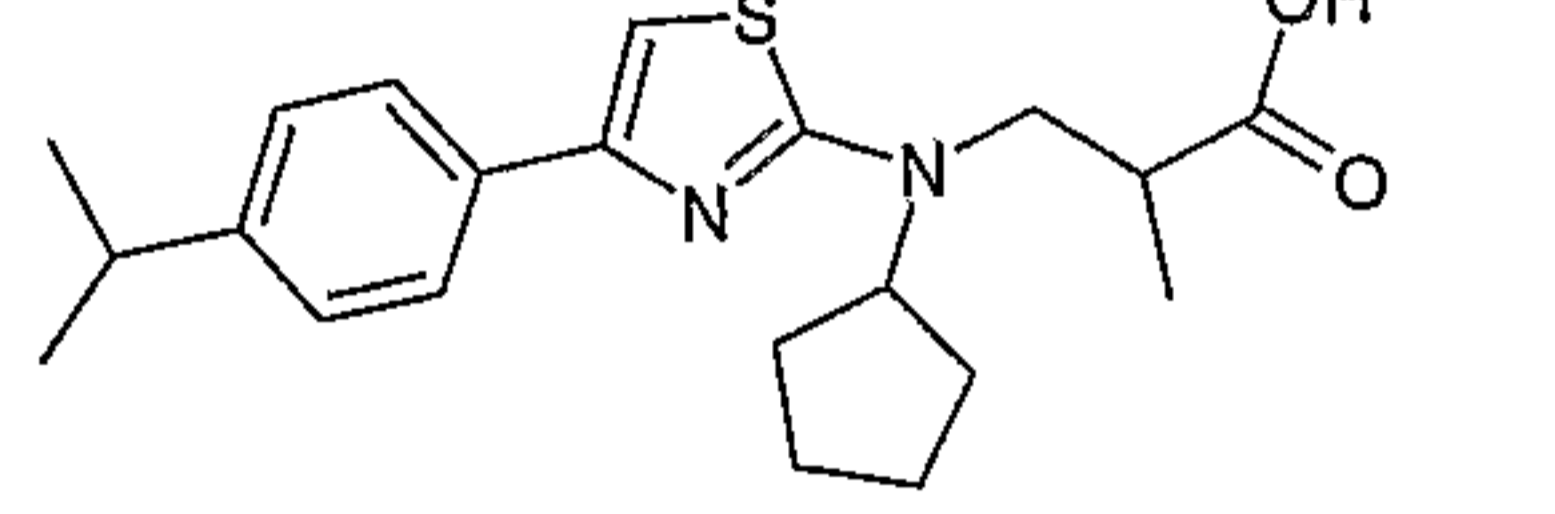
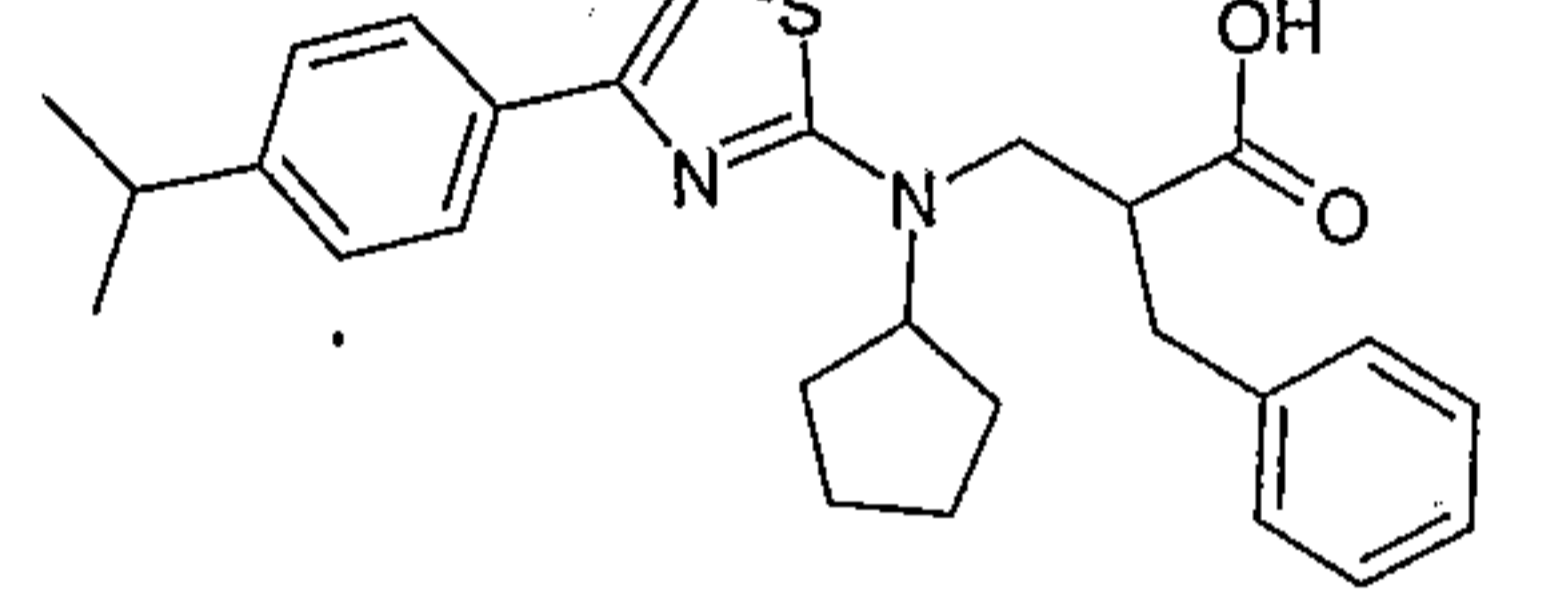
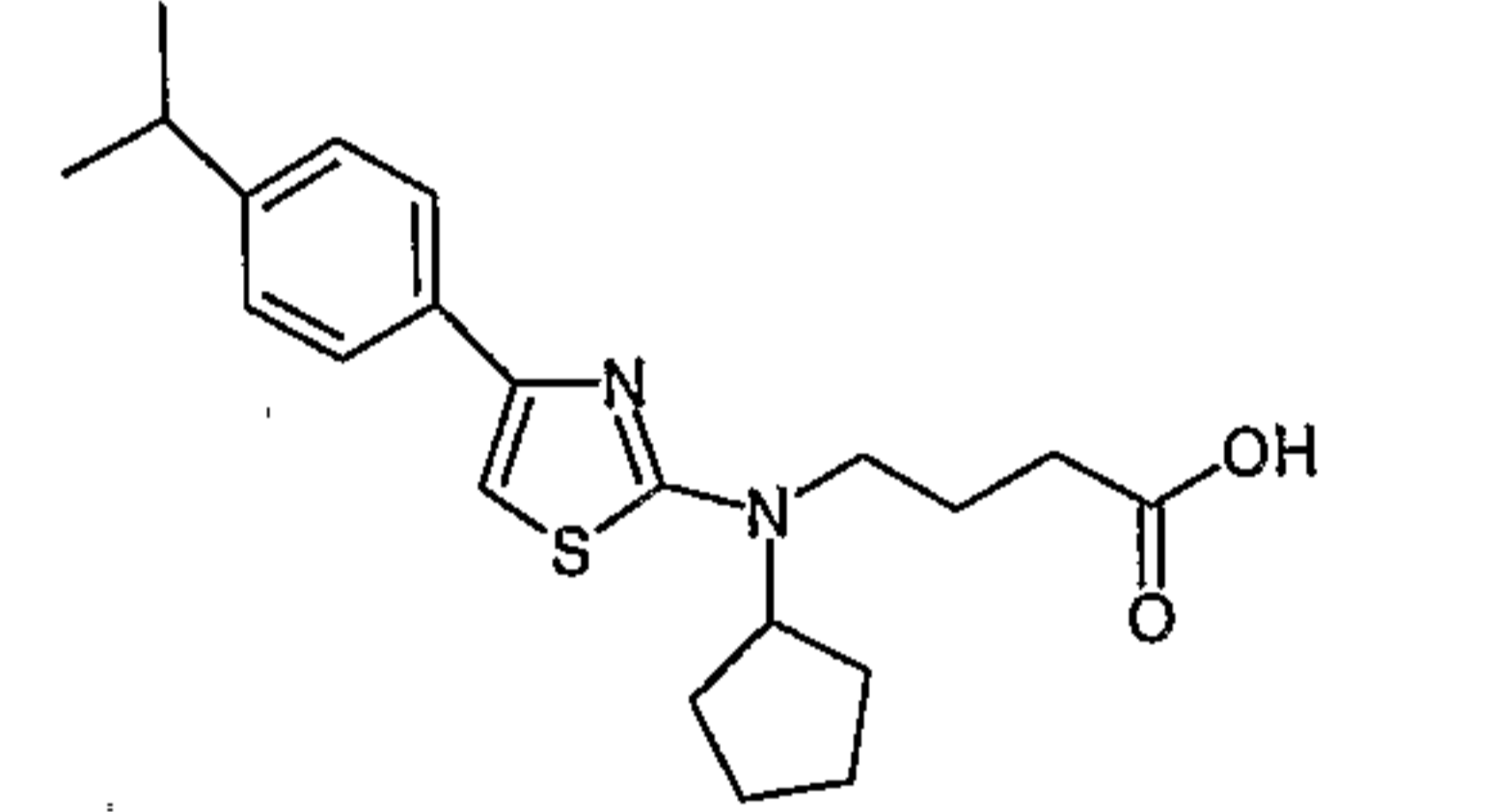
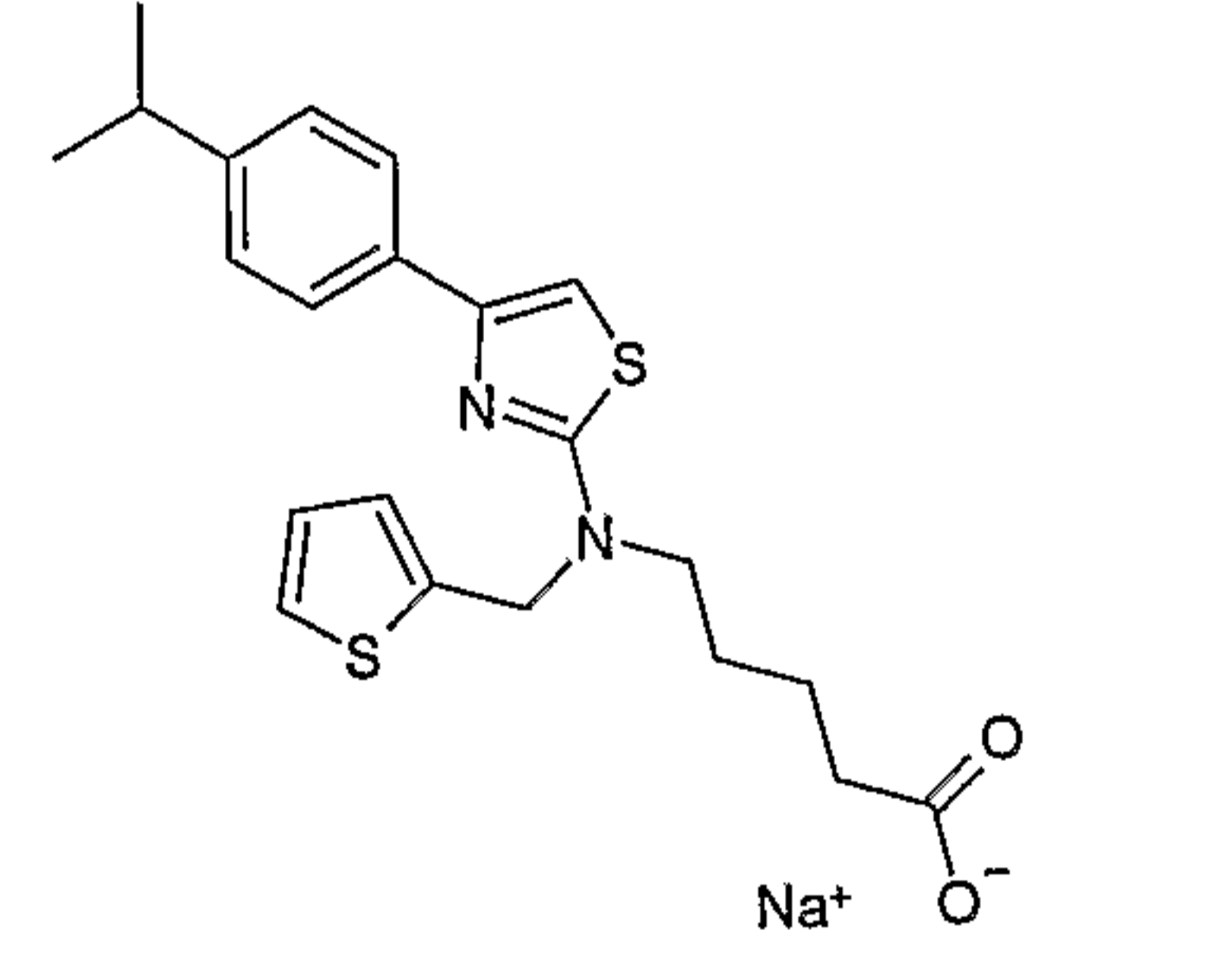
151		[[2-(4-isopropyl-phenyl)-pyrimidin-4-yl]-(5-methyl-thiophen-2-ylmethyl)-amino]-acetic acid
152		[[2-(4-isopropyl-phenyl)-pyrimidin-4-yl]-(3-methyl-butyl)-amino]-acetic acid Hydrochloride
153		{Furan-2-ylmethyl-[2-(4-isopropyl-phenyl)-pyrimidin-4-yl]-amino}-acetic acid Hydrochloride
154		{Cyclohexylmethyl-[2-(4-isopropyl-phenyl)-pyrimidin-4-yl]-amino}-acetic acid Hydrochloride
155		{(4-Chloro-benzyl)-[2-(4-isopropyl-phenyl)-pyrimidin-4-yl]-amino}-acetic acid Hydrochloride
156		3-{[4-(4-isopropyl-phenyl)-pyrimidin-2-yl]-thiophen-2-ylmethyl-amino}-propionic acid Hydrochloride
157		3-{[2-(4-isopropyl-phenyl)-pyrimidin-4-yl]-thiophen-2-ylmethyl-amino}-propionic acid Hydrochloride
158		3-{Cyclopentyl-[2-(4-isopropyl-phenyl)-pyrimidin-4-yl]-amino}-propionic acid Hydrochloride
159		4-Chloro-N-[2-(4-isopropyl-phenyl)-pyrimidin-4-yl]-benzenesulfonamide
160		4-Chloro-N-[2-(4-isopropyl-phenyl)-pyrimidin-4-yl]-benzenesulfonamide

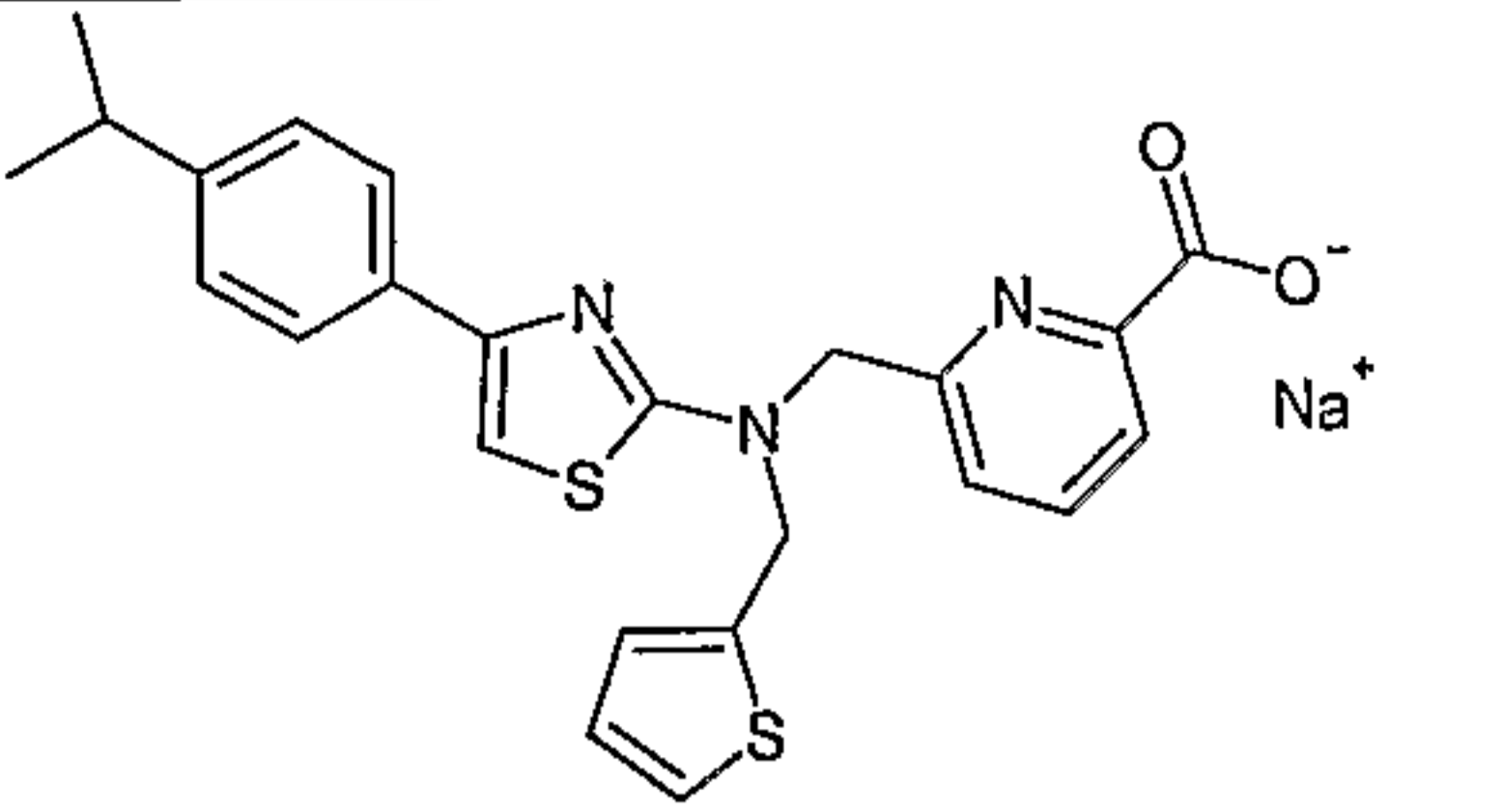
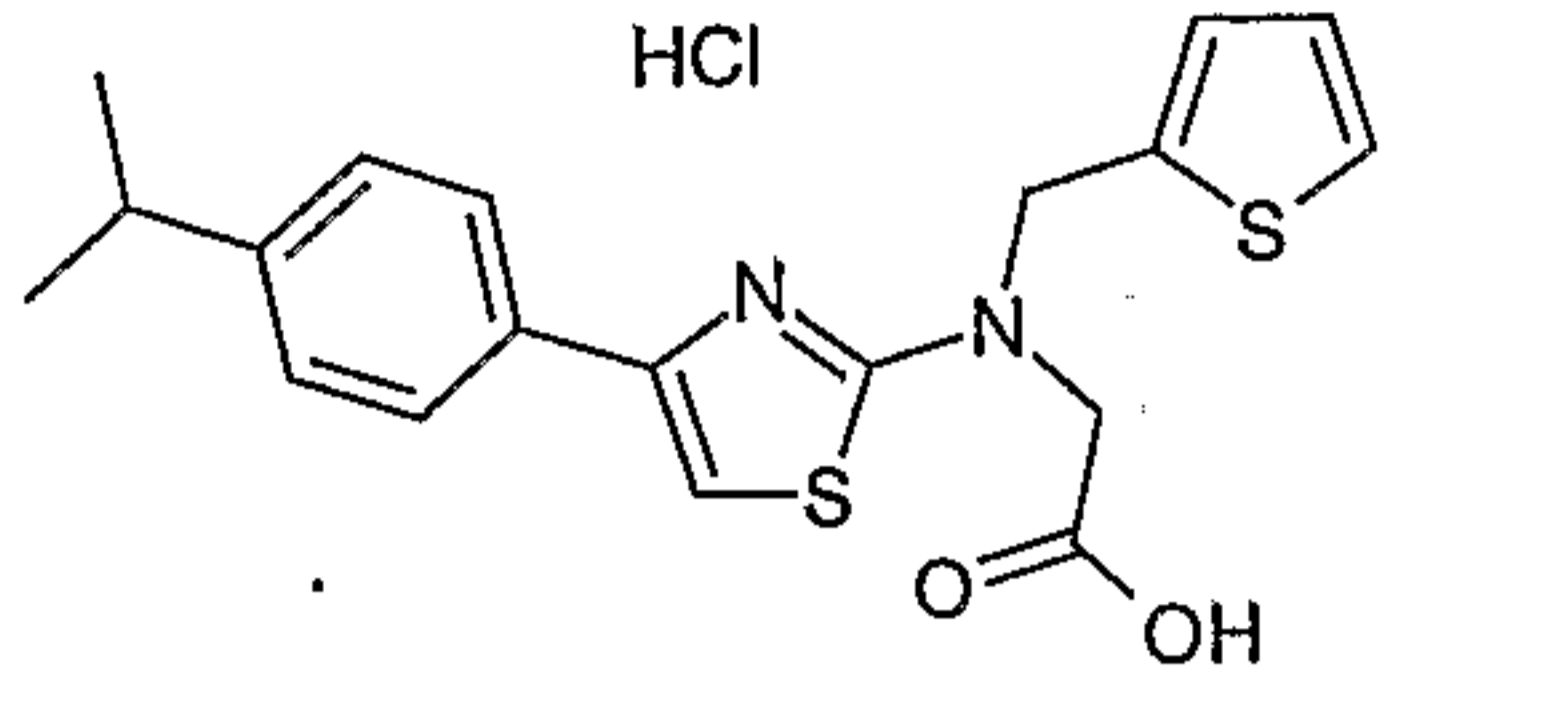
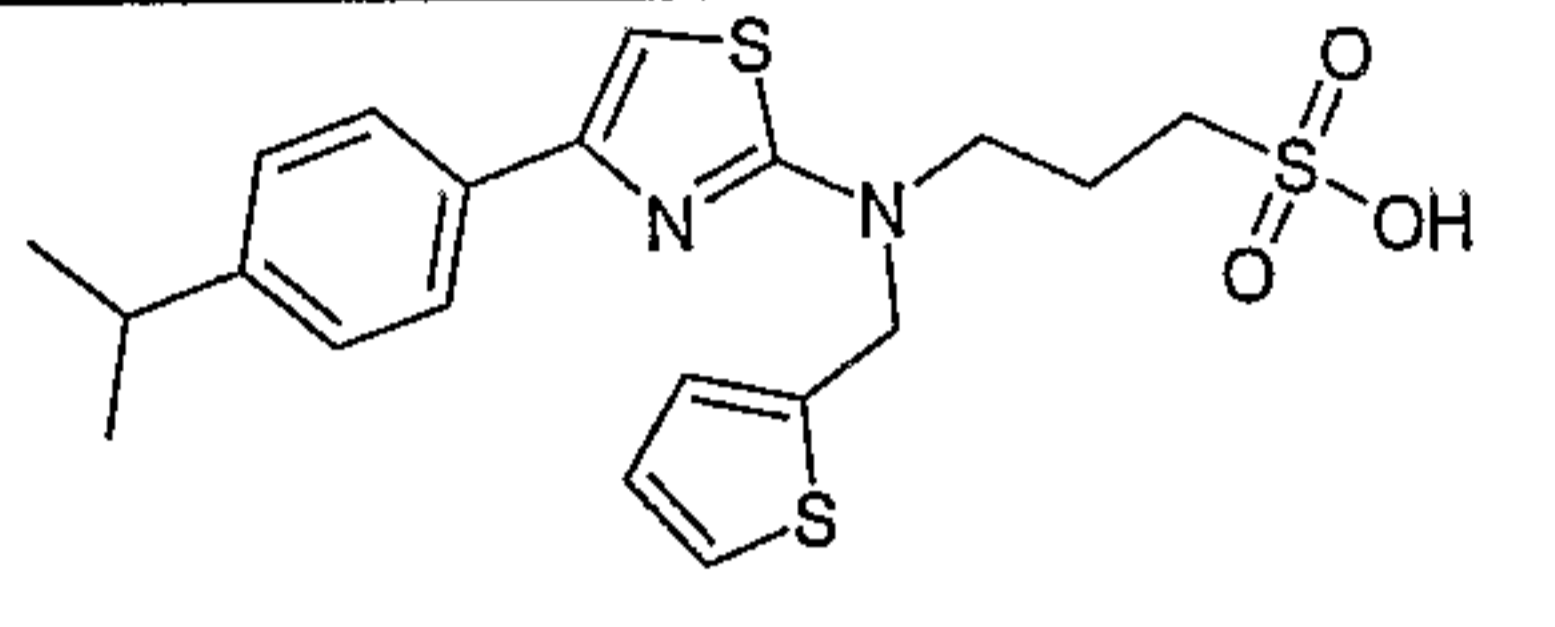
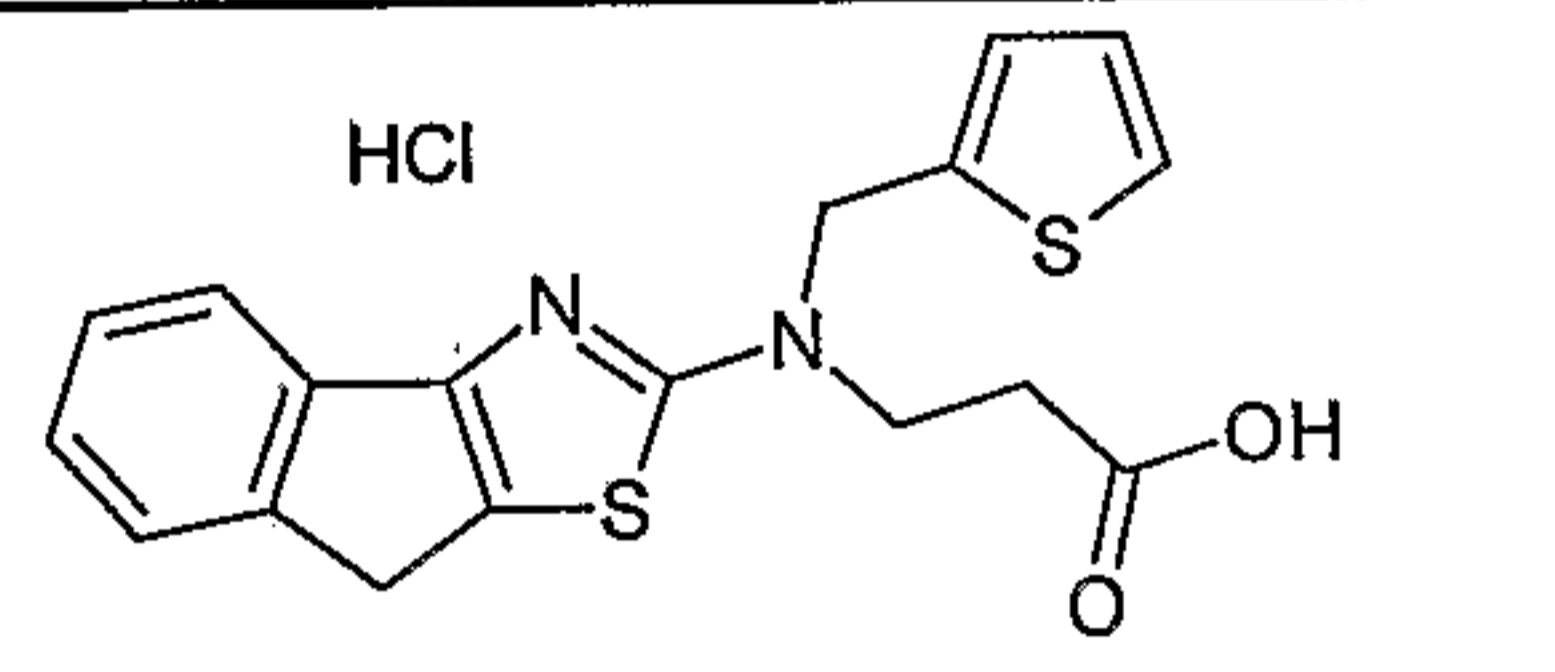
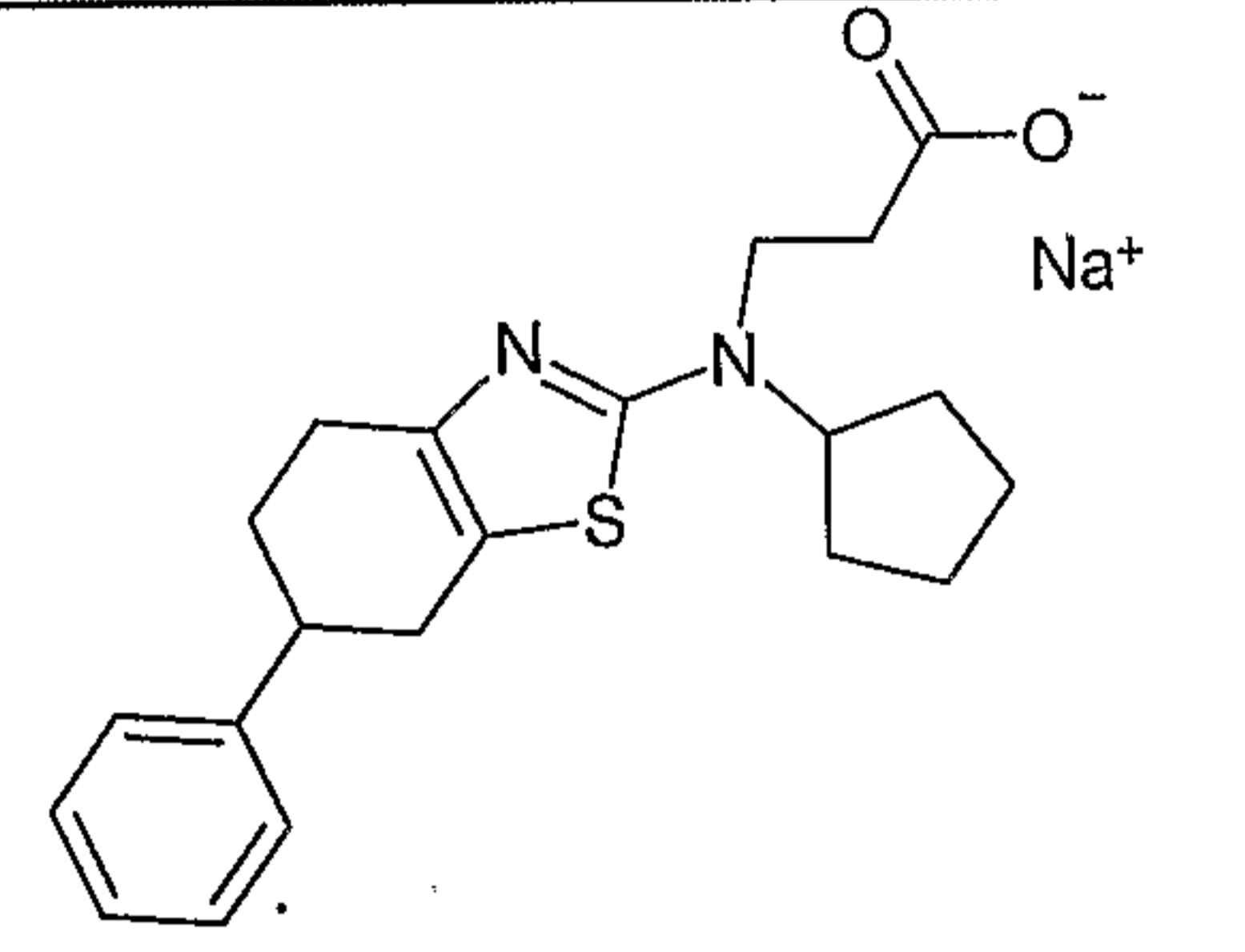
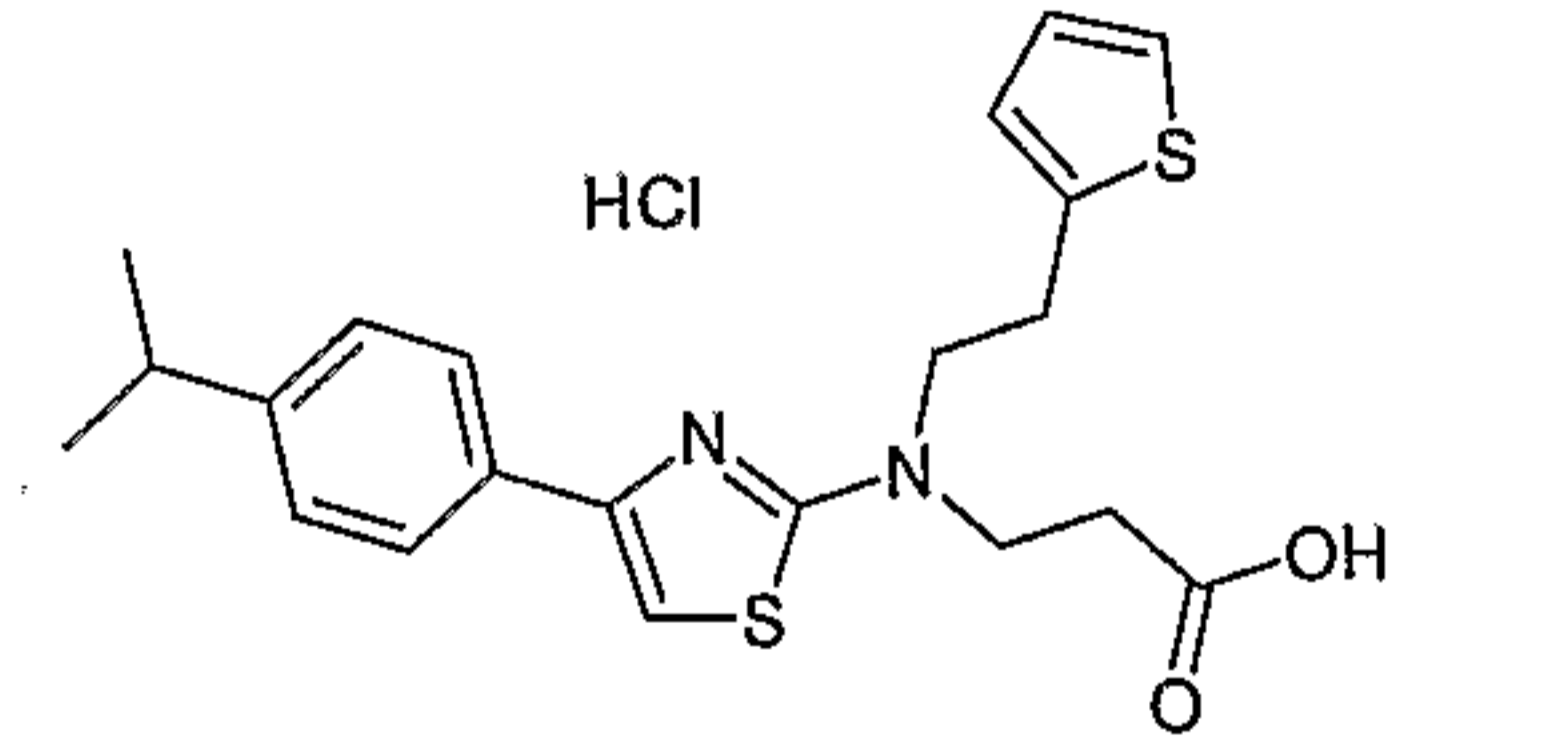
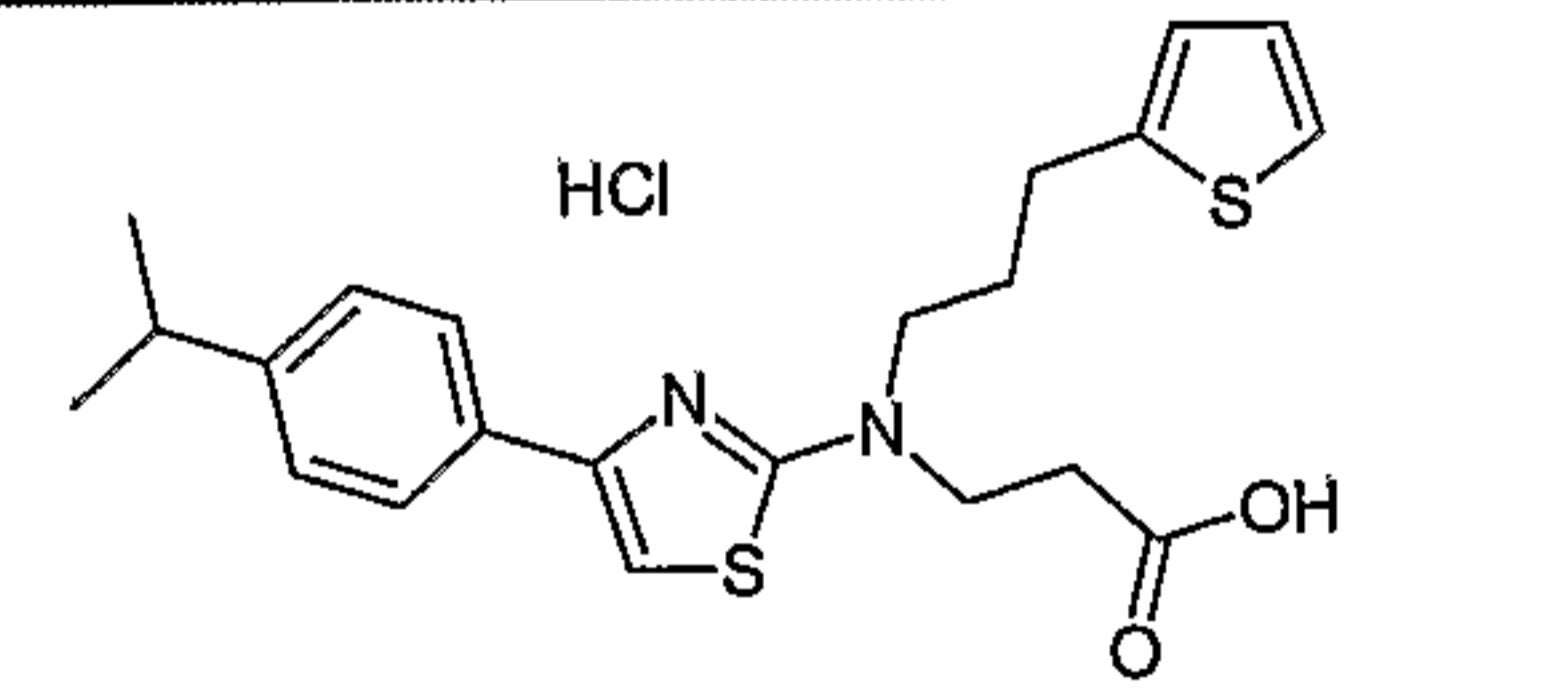
161		{{(4-Chloro-benzenesulfonyl)-[2-(4-isopropyl-phenyl)-pyrimidin-4-yl]-amino}-acetic acid
162		{{(2,5-Dimethoxy-benzenesulfonyl)-[2-(4-isopropyl-phenyl)-pyrimidin-4-yl]-amino}-acetic acid
163		N-[4-(4-Isopropyl-phenyl)-pyrimidin-2-yl]-2,5-dimethoxy-benzenesulfonamide
164		N-[4-(4-Isopropyl-phenyl)-pyrimidin-2-yl]-2,5-dimethoxy-N-methyl-benzenesulfonamide
165		3-Chloro-N-[4-(4-isopropyl-phenyl)-pyrimidin-2-yl]-benzenesulfonamide
166		3,4-Dichloro-N-[4-(4-isopropyl-phenyl)-pyrimidin-2-yl]-benzenesulfonamide
167		4-tert-Butyl-N-[4-(4-isopropyl-phenyl)-pyrimidin-2-yl]-benzenesulfonamide
168		N-[4-(4-Isopropyl-phenyl)-pyrimidin-2-yl]-4-trifluoromethyl-benzenesulfonamide
169		{{(4-Chloro-benzenesulfonyl)-[4-(4-isopropyl-phenyl)-pyrimidin-2-yl]-amino}-acetic acid

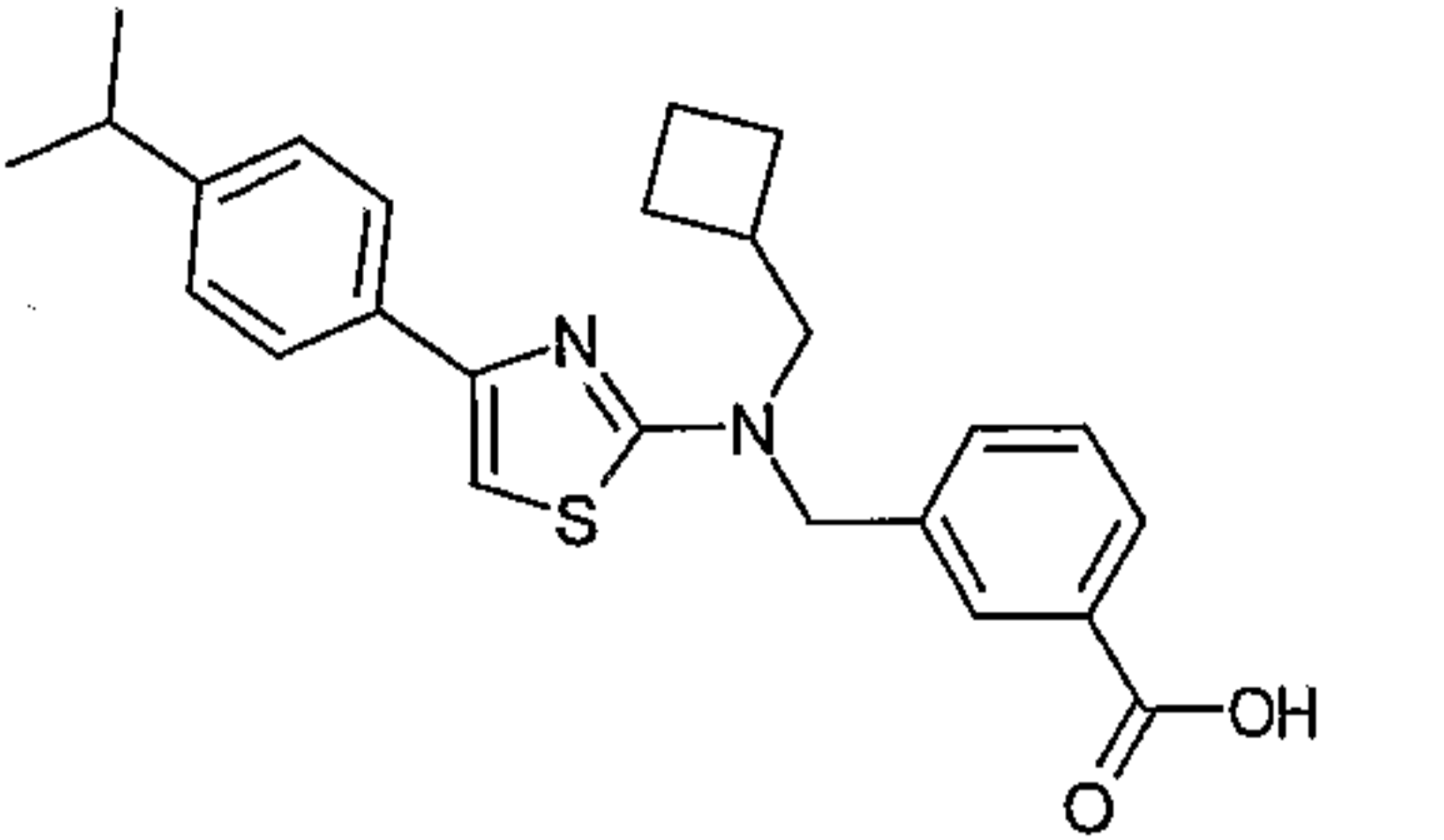
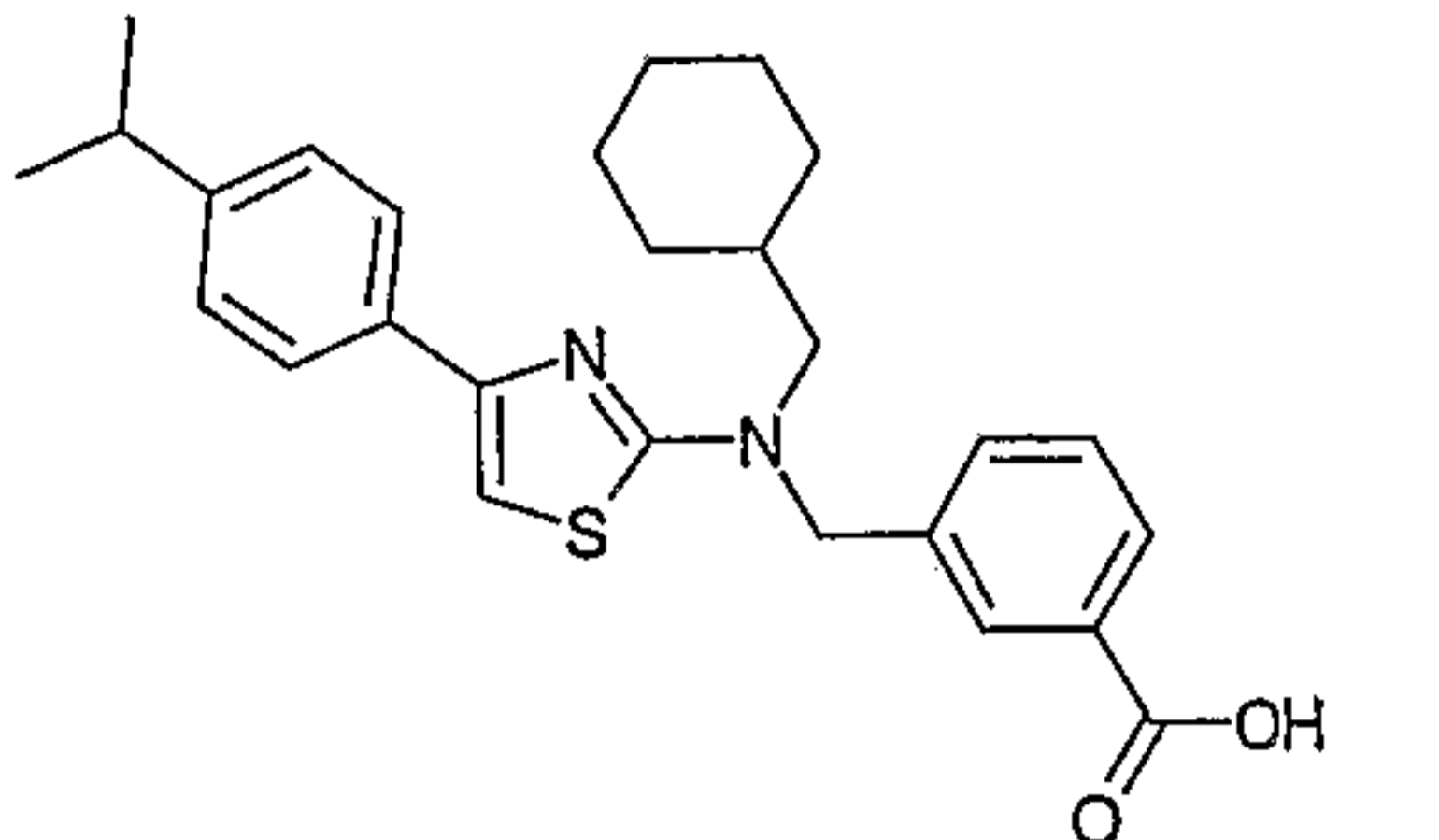
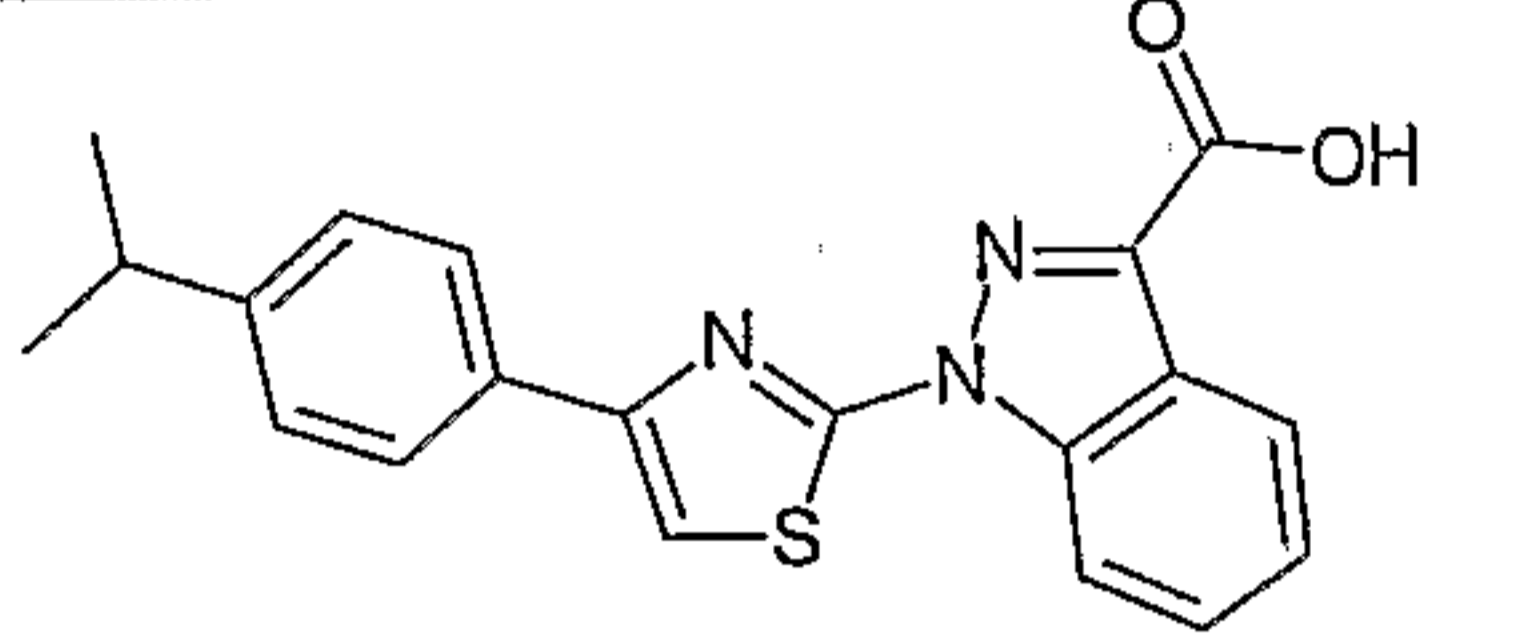
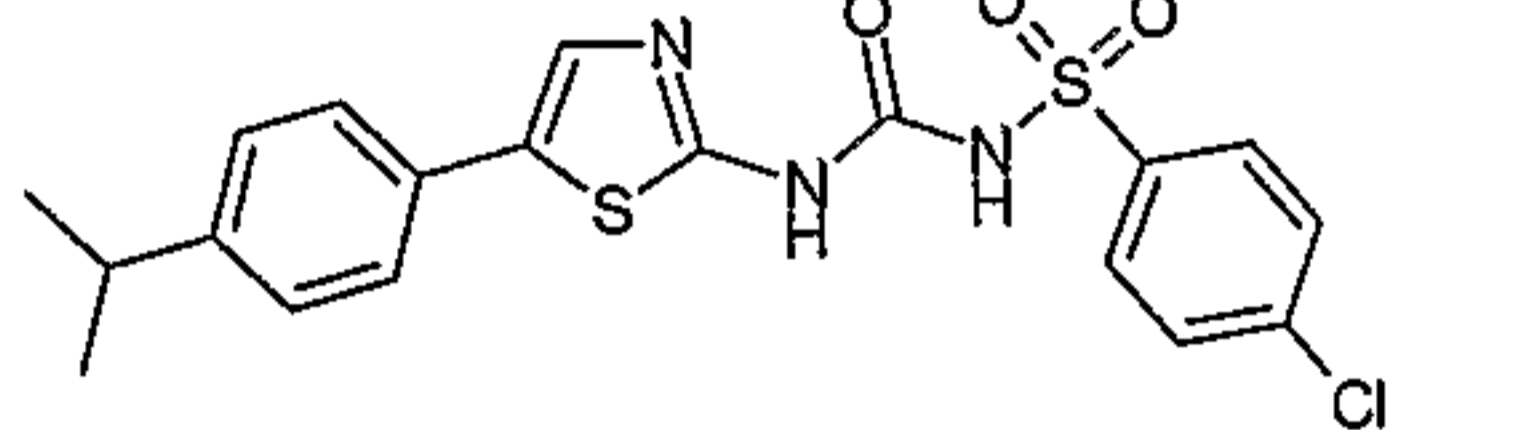
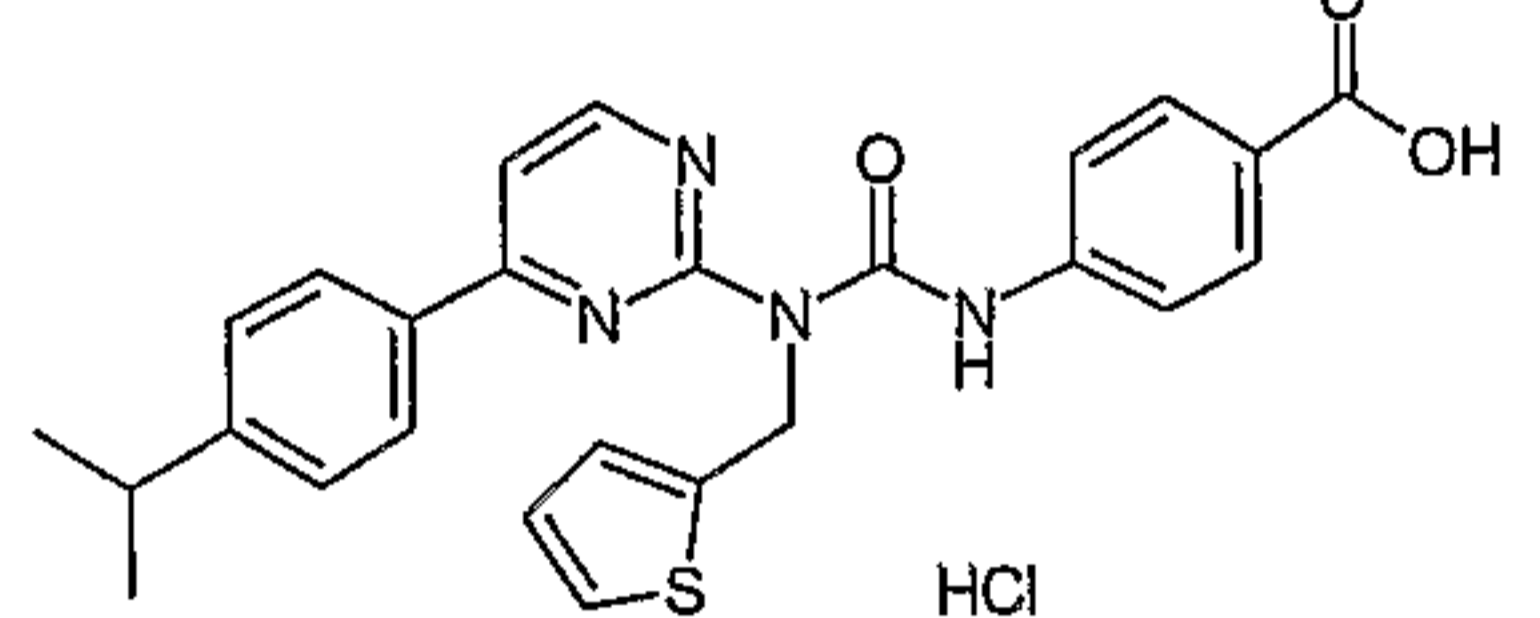
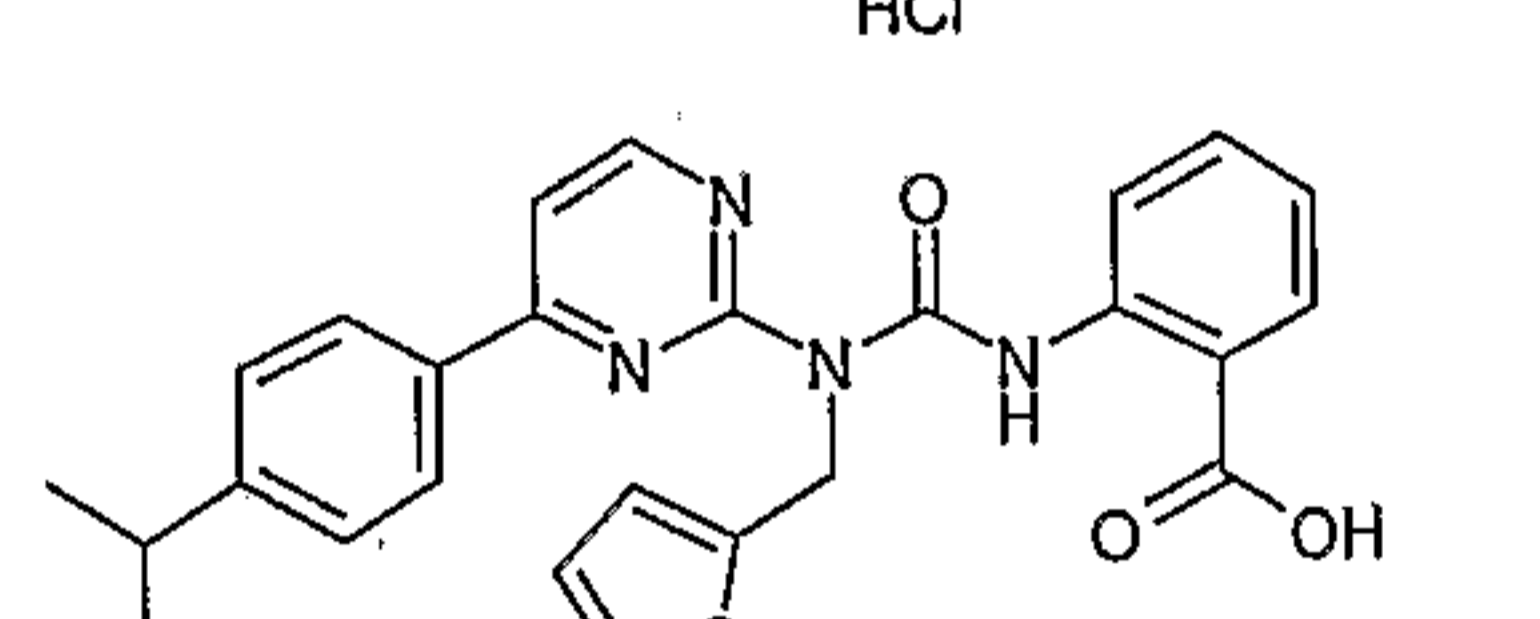
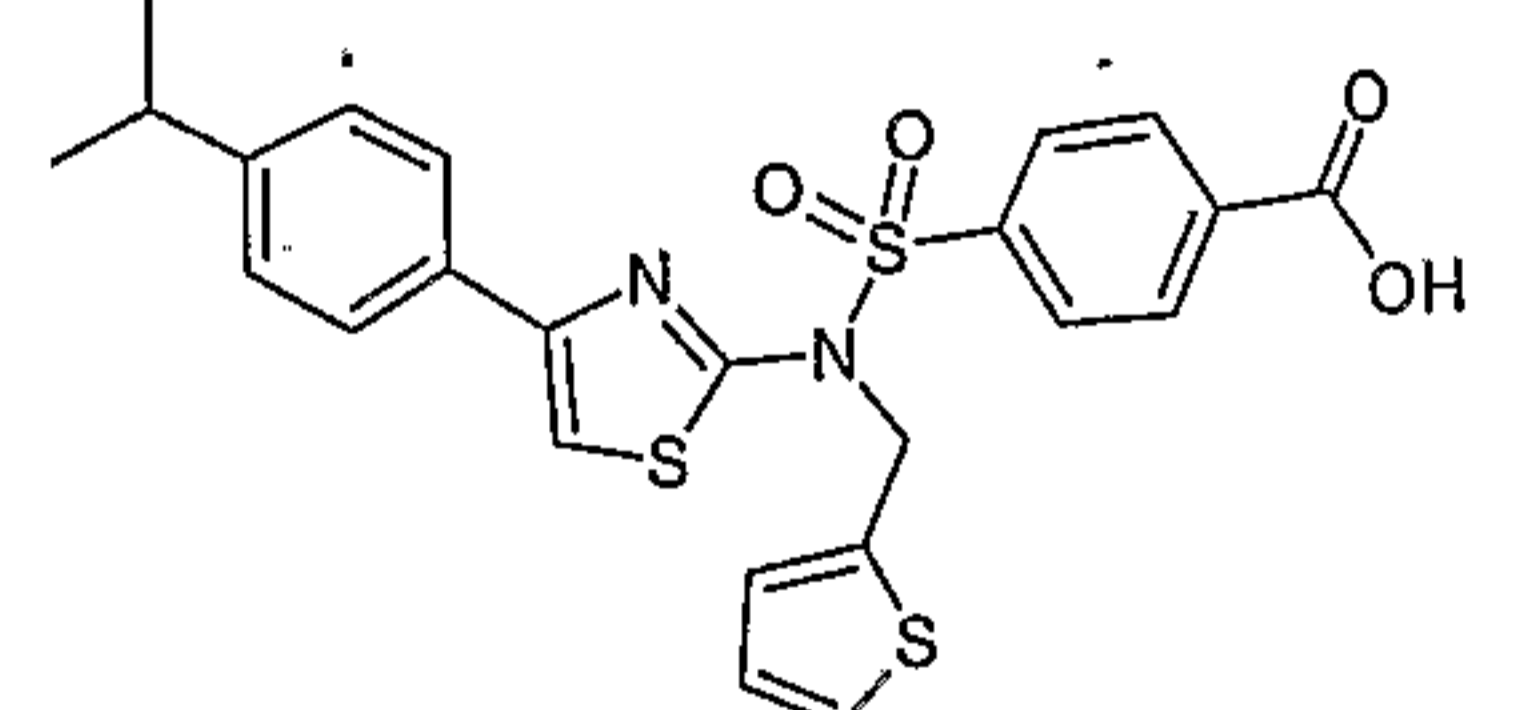
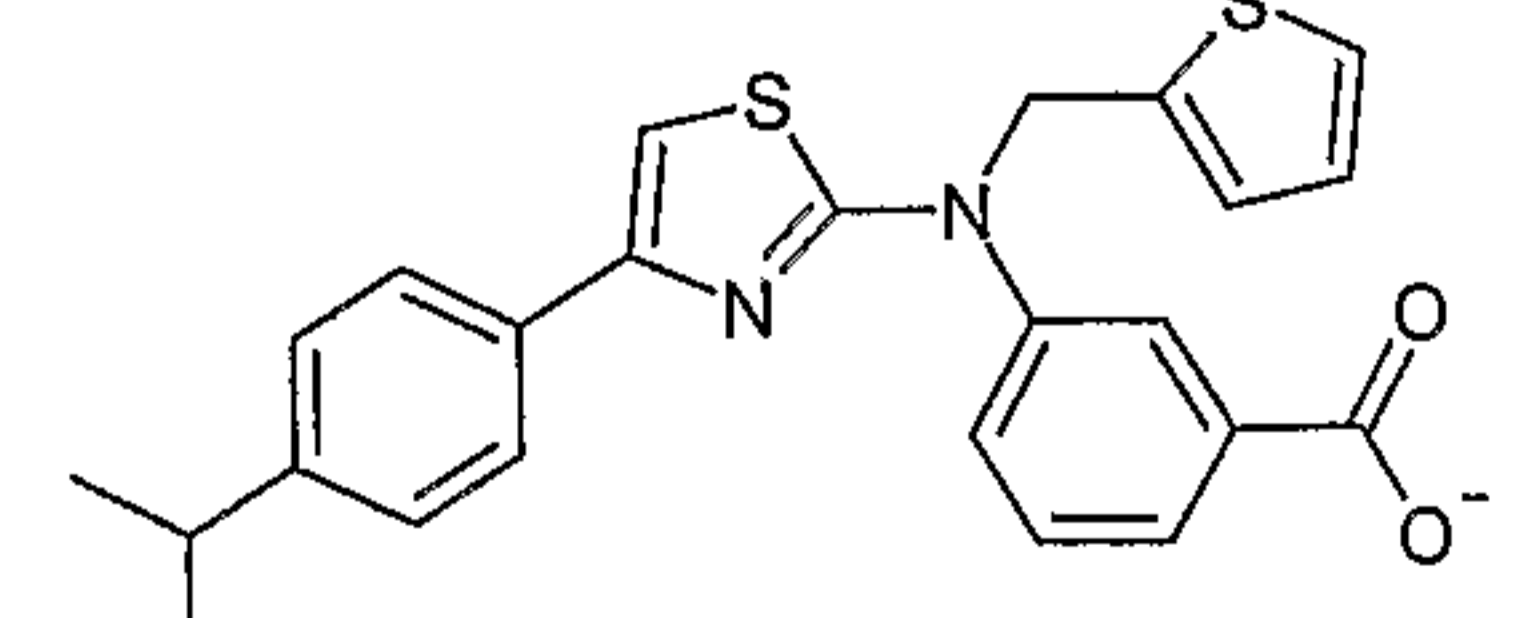
170		Octane-1-sulfonic acid [4-(4-isopropyl-phenyl)-pyrimidin-2-yl]-amide
171		4-Chloro-N-[4-(4-isopropyl-phenyl)-pyrimidin-2-yl]-N-(1H-tetrazol-5-yl methyl)-benzenesulfonamide
172		3-[(Cyclopentyl-{4-[4-(<i>cis</i> -4-methyl-cyclohexyloxy)-phenyl]-pyrimidin-2-yl}-amino)-methyl]-benzoic acid Hydrochloride
173		3-([2-(4-Cyclohexylmethoxy-phenyl)-pyrimidin-4-yl]-cyclopentyl-amino)-methyl)-benzoic acid Hydrochloride
174		4-([2-(4-Isopropyl-phenyl)-pyrimidin-4-yl]-thiophen-2-ylmethyl-amino)-methyl)-benzoic acid Hydrochloride
175		2-([4-(4-Isopropyl-phenyl)-pyrimidin-2-yl]-thiophen-2-ylmethyl-amino)-methyl)-benzoic acid Hydrochloride
176		3-([4-(4-Isopropyl-phenyl)-pyrimidin-2-yl]-thiophen-2-ylmethyl-amino)-methyl)-benzoic acid Hydrochloride

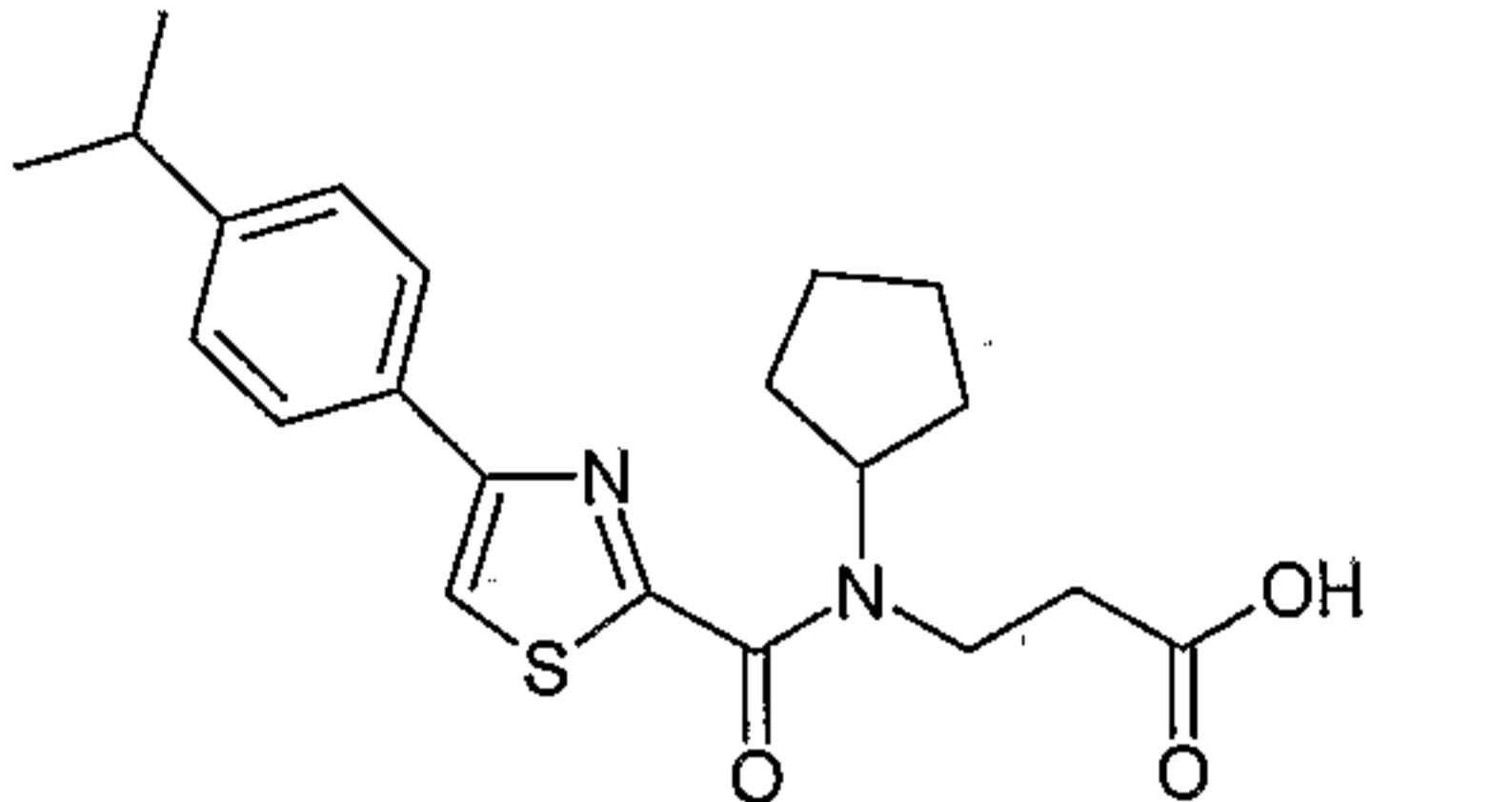
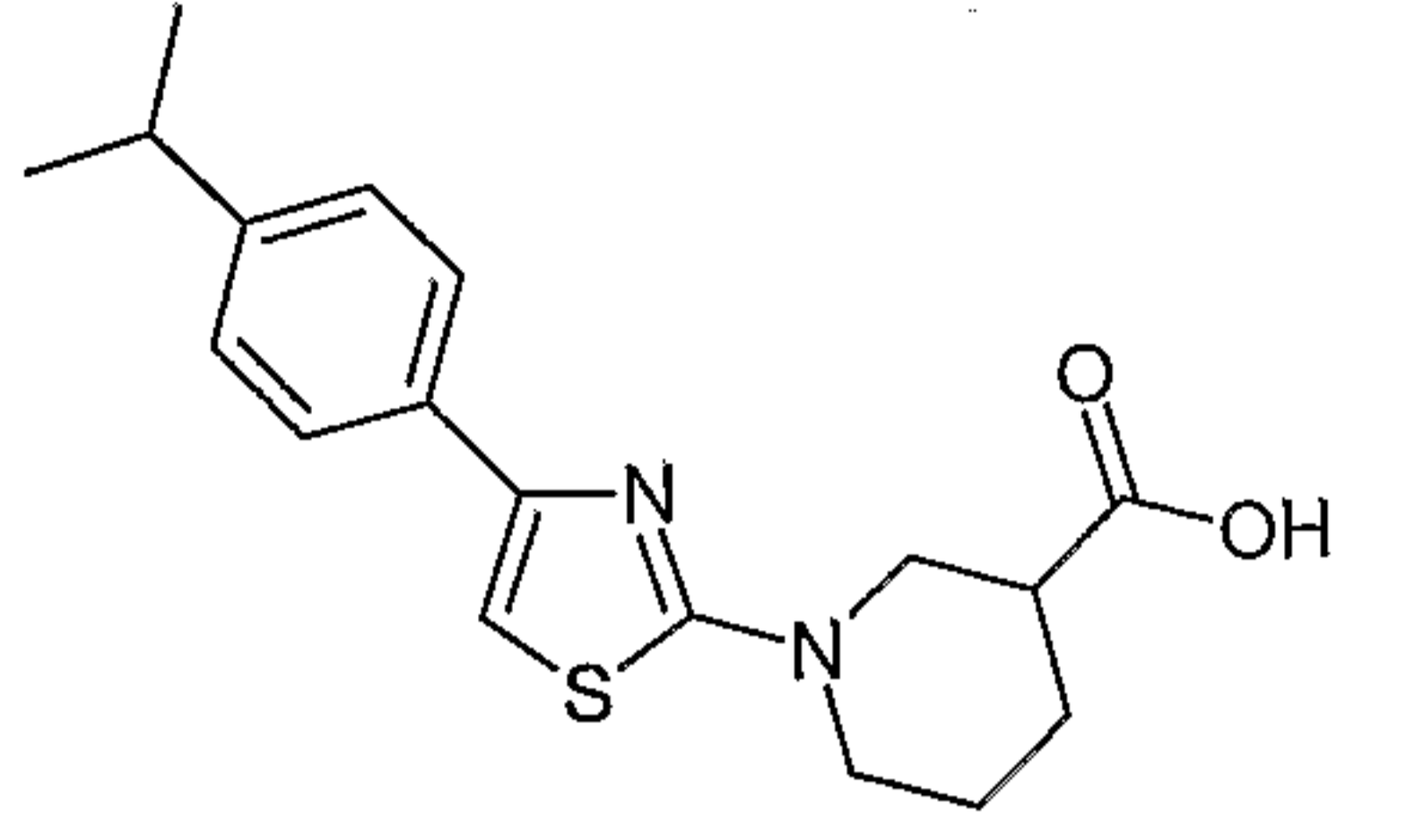
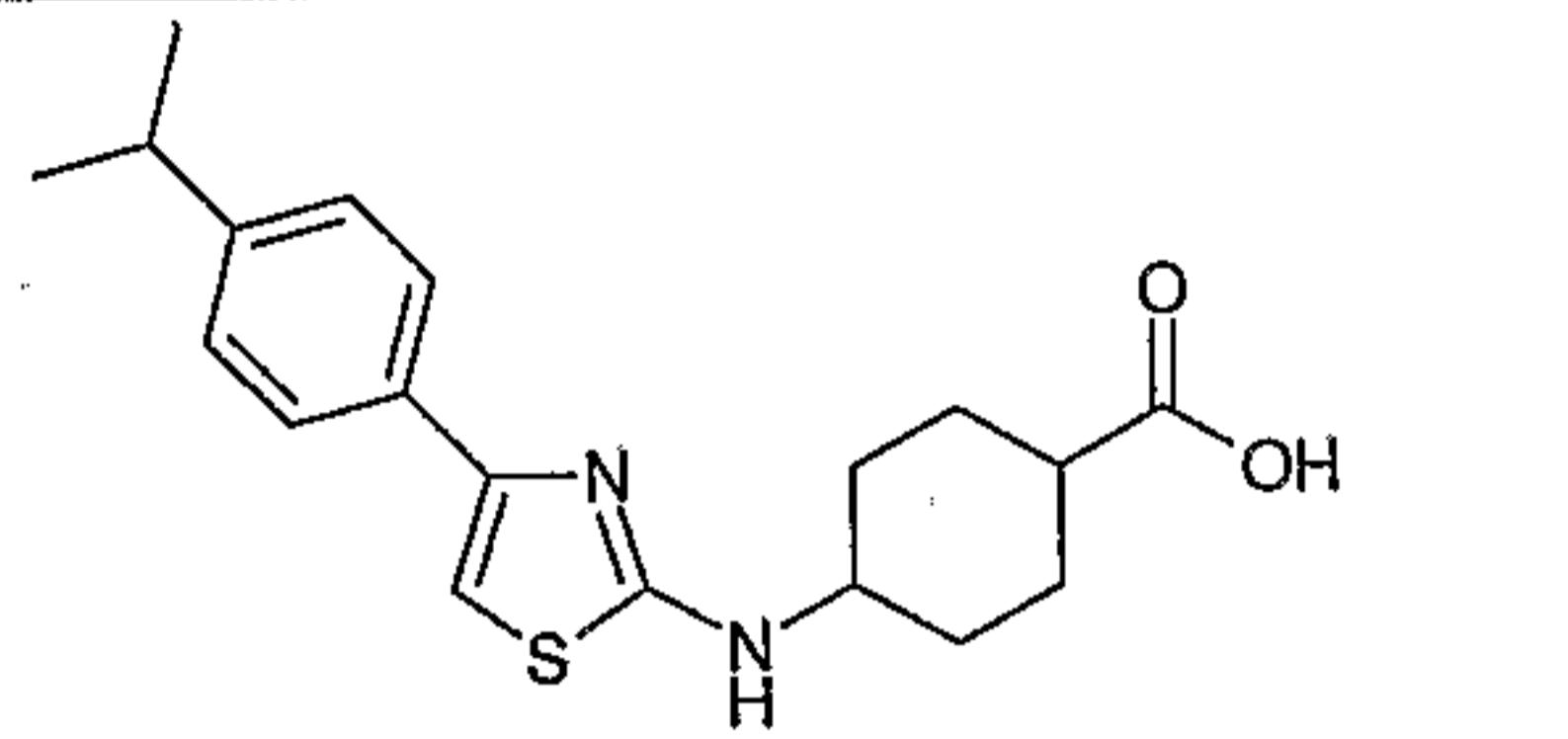
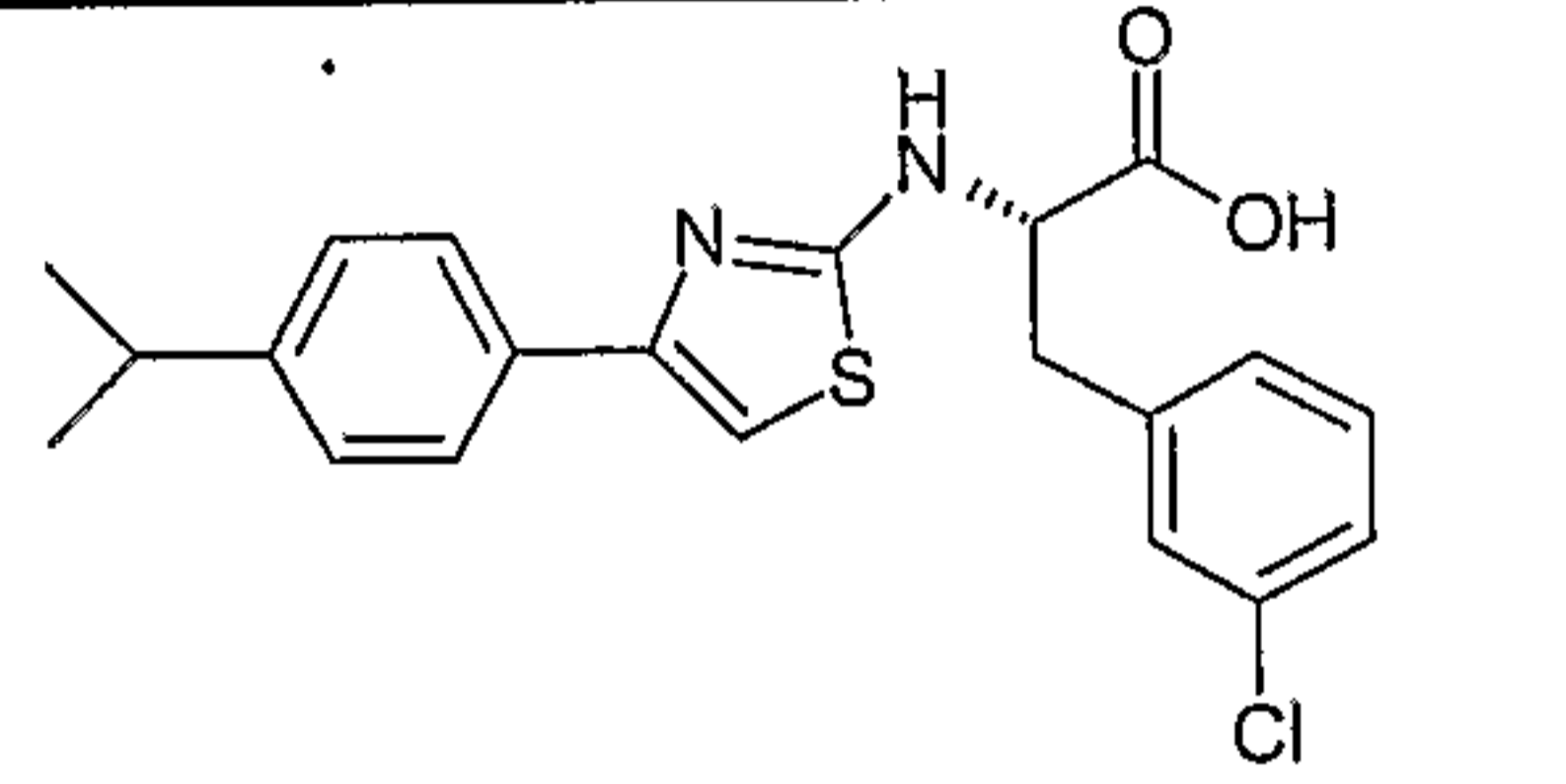
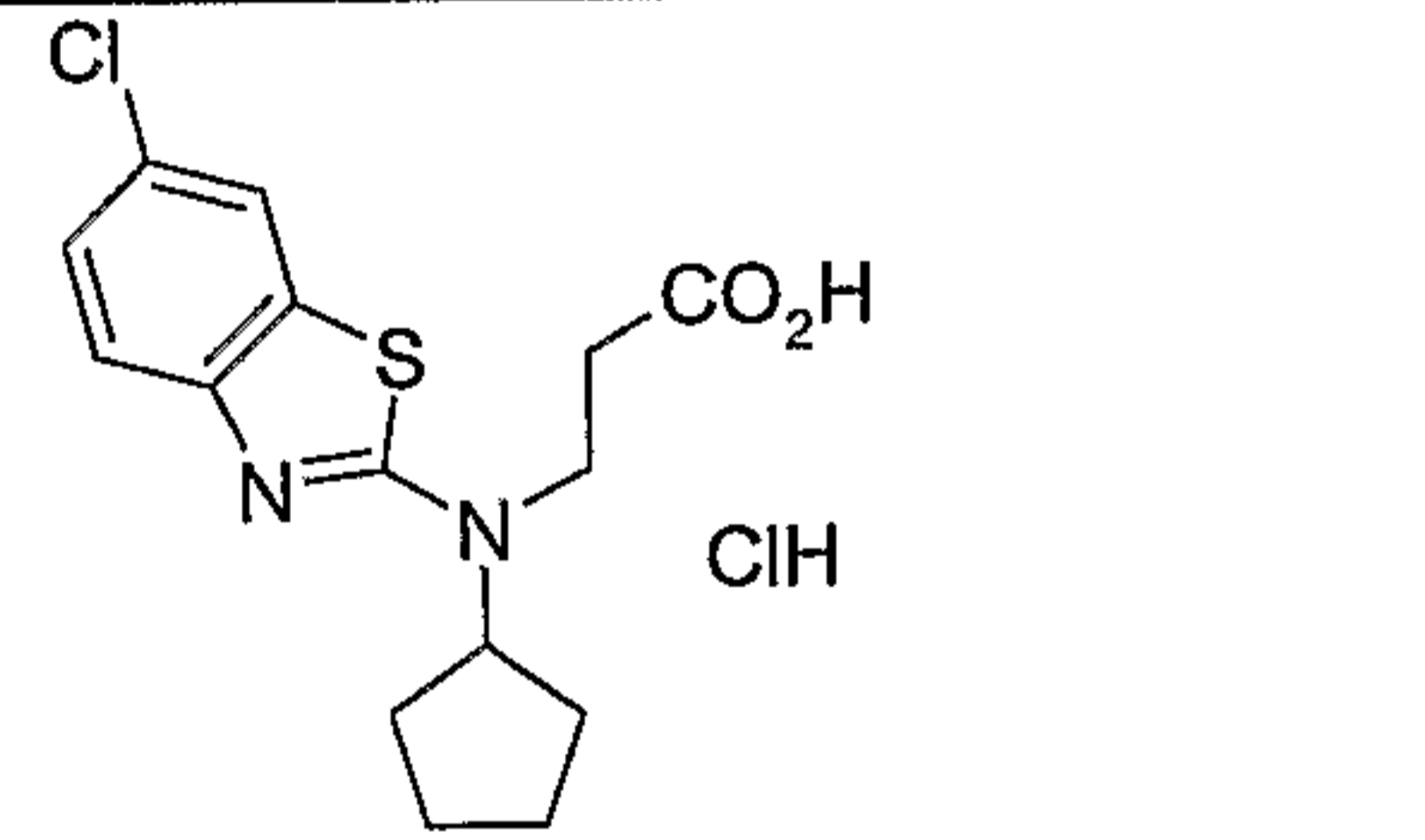
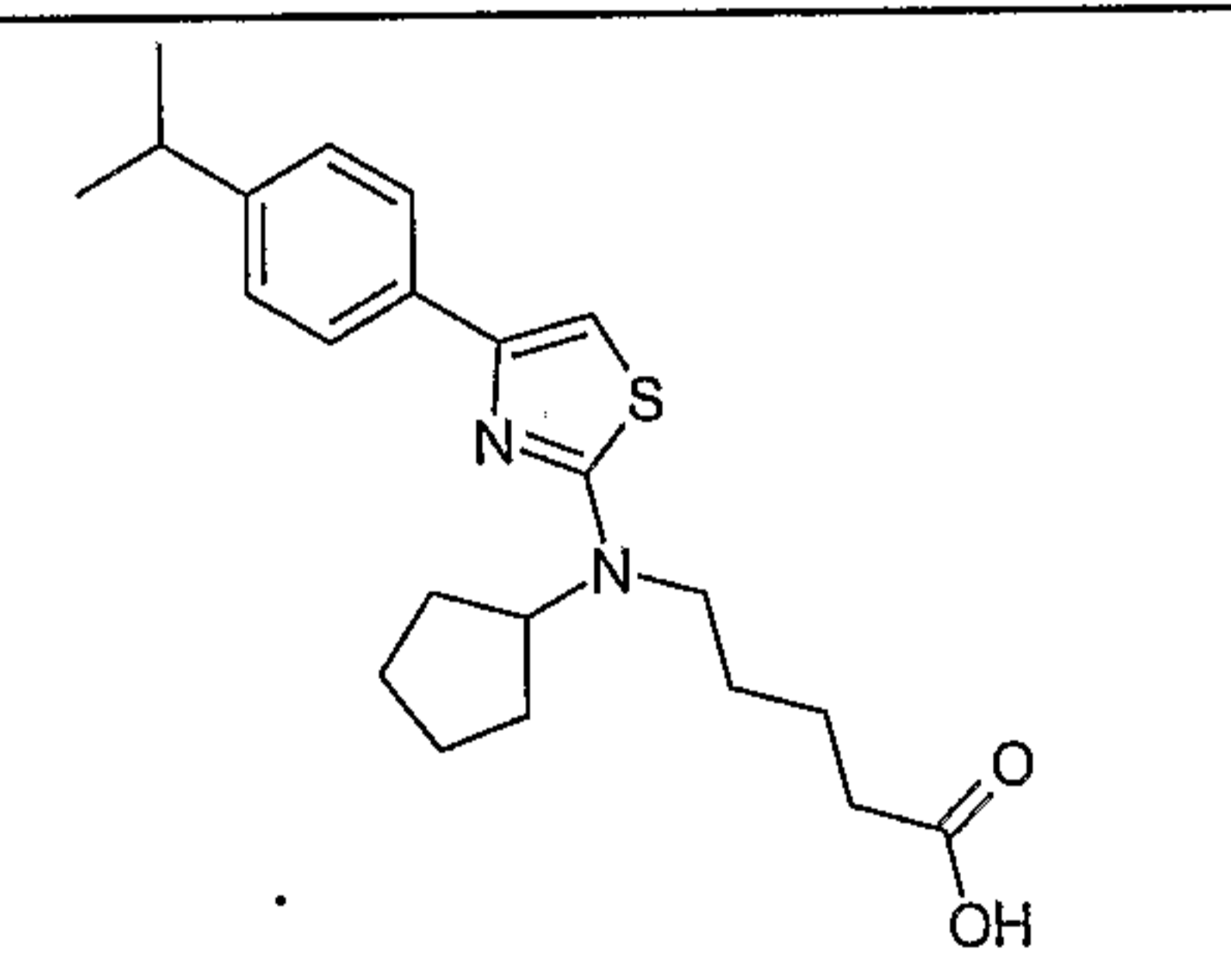
177		2-([4-(4-Isopropoxy-phenyl)-pyrimidin-2-yl]-thiophen-2-ylmethyl-amino)-methyl)-benzoic acid Hydrochloride
178		2-([Thiophen-2-ylmethyl-[4-(4-trifluoromethoxy-phenyl)-pyrimidin-2-yl]-amino)-methyl)-benzoic acid Hydrochloride
179		2-([4-(4-Phenoxy-phenyl)-pyrimidin-2-yl]-thiophen-2-ylmethyl-amino)-methyl)-benzoic acid Hydrochloride
180		2-([4-(4-Methoxy-phenyl)-pyrimidin-2-yl]-thiophen-2-ylmethyl-amino)-methyl)-benzoic acid Hydrochloride
181		2-([4-(4-Fluoro-phenyl)-pyrimidin-2-yl]-thiophen-2-ylmethyl-amino)-methyl)-benzoic acid Hydrochloride
182		3-[(Cyclopentyl-{4-[4-(<i>trans</i> -4-methyl-cyclohexyloxy)-phenyl]-pyrimidin-2-yl]-amino)-methyl]-benzoic acid Hydrochloride
183		4-([4-(4-Isopropyl-phenyl)-pyrimidin-2-yl]-thiophen-2-ylmethyl-amino)-methyl)-benzoic acid Hydrochloride

184		2-({[2-(4-isopropyl-phenyl)-pyrimidin-4-yl]-thiophen-2-ylmethyl-amino}-methyl)-benzoic acid Hydrochloride
185		3-({[2-(4-isopropyl-phenyl)-pyrimidin-4-yl]-thiophen-2-ylmethyl-amino}-methyl)-benzoic acid Hydrochloride
186		Sodium 2-({[2-(4-benzyloxy-phenyl)-pyrimidin-4-yl]-thiophen-2-ylmethyl-amino}-methyl)-benzoate
187		Sodium 3-({[2-(4-benzyloxy-phenyl)-pyrimidin-4-yl]-thiophen-2-ylmethyl-amino}-methyl)-benzoate
188		Sodium 4-({[2-(4-benzyloxy-phenyl)-pyrimidin-4-yl]-thiophen-2-ylmethyl-amino}-methyl)-benzoate
189		[4-(4-isopropyl-phenyl)-thiazol-2-yl]-[2-(1H-tetrazol-5-yl)-ethyl]-thiophen-2-ylmethyl-amine
190		[4-(4-isopropyl-phenyl)-thiazol-2-yl]-[2-(1H-tetrazol-5-yl)-benzyl]-thiophen-2-ylmethyl-amine

191		N-[2-({[4-(4-isopropyl-phenyl)-thiazol-2-yl]-thiophen-2-ylmethyl-amino}-methyl)-benzoyl]-methanesulfonamide
192		N-[(2-[[4-(4-isopropylphenyl)-1,3-thiazol-2-yl](cyclopentyl)amino]ethyl)amino]carbonyl]methanesulfonamide
193		N-[(2-[[4-(4-isopropylphenyl)-1,3-thiazol-2-yl](2-thiophenemethyl)amino]ethyl)amino]carbonyl]methanesulfonamide
194		3-{Cyclopentyl-[4-(4-isopropyl-phenyl)-thiazol-2-yl]-amino}-2-methyl-propionic acid
195		2-Benzyl-3-{cyclopentyl-[4-(4-isopropyl-phenyl)-thiazol-2-yl]-amino}-propionic acid
196		4-{Cyclopentyl-[4-(4-isopropyl-phenyl)-thiazol-2-yl]-amino}-butyric acid
197		Sodium 5-{[4-(4-isopropyl-phenyl)-thiazol-2-yl]-thiophen-2-ylmethyl-amino}-pentanoate

198		Sodium 6-({[4-(4-isopropyl-phenyl)-thiazol-2-yl]-thiophen-2-ylmethyl-amino}-methyl) pyridine-2-carboxylate
199		{4-(4-isopropyl-phenyl)-thiazol-2-yl]-thiophen-2-ylmethyl-amino}-acetic acid Hydrochloride
200		3-{{4-(4-isopropyl-phenyl)-thiazol-2-yl]-thiophen-2-ylmethyl-amino}-propane-1-sulfonic acid
201		3-[[8H-Indeno[1,2-d]thiazol-2-yl]-thiophen-2-ylmethyl-amino]-propionic acid Hydrochloride
202		Sodium 3-[Cyclopentyl-(6-phenyl-4,5,6,7-tetrahydro-benzothiazol-2-yl)-amino]-propionate
203		3-[[4-(4-isopropyl-phenyl)-thiazol-2-yl]-[2-thiophen-2-yl-ethyl)-amino]-propionic acid Hydrochloride
204		3-[[4-(4-isopropyl-phenyl)-thiazol-2-yl]-[3-thiophen-2-yl-propyl)-amino]-propionic acid Hydrochloride

205		3-({Cyclobutylmethyl-[4-(4-isopropyl-phenyl)-thiazol-2-yl]-amino}-methyl)-benzoic acid
206		3-({Cyclohexylmethyl-[4-(4-isopropyl-phenyl)-thiazol-2-yl]-amino}-methyl)-benzoic acid
207		1-[4-(4-Isopropyl-phenyl)-thiazol-2-yl]-1H-indazole-3-carboxylic acid
208		1-(4-Chloro-benzenesulfonyl)-3-[5-(4-isopropyl-phenyl)-thiazol-2-yl]-urea
209		4-{3-[4-(4-Isopropyl-phenyl)-pyrimidin-2-yl]-3-thiophen-2-ylmethyl-ureido}-benzoic acid Hydrochloride
210		2-{3-[4-(4-Isopropyl-phenyl)-pyrimidin-2-yl]-3-thiophen-2-ylmethyl-ureido}-benzoic acid Hydrochloride
211		4-{{4-(4-Isopropyl-phenyl)thiazol-2-yl}-thiophen-2-ylmethyl-sulfamoyl}-benzoic acid
212		Sodium 3-{{4-(4-Isopropyl-phenyl)-thiazol-2-yl}-thiophen-2-ylmethyl-amino}-benzoate

213		3-{Cyclopentyl-[4-(4-isopropyl-phenyl)-thiazole-2-carbonyl]-amino}-propionic acid
214		1-[4-(4-Isopropyl-phenyl)-thiazol-2-yl]-piperidine-3-carboxylic acid
215		4-[4-(4-Isopropyl-phenyl)-thiazol-2-ylamino]-cyclohexanecarboxylic acid
216		3-(3-Chloro-phenyl)-2-[4-(4-isopropyl-phenyl)-thiazol-2-ylamino]-propionic acid
217		3-[(6-Chloro-benzothiazol-2-yl)-cyclopentyl-amino]-propionic acid Hydrochloride
218		5-{Cyclopentyl-[4-(4-isopropyl-phenyl)-thiazol-2-yl]-amino}-pentanoic acid

Incomplete valences for heteroatoms such as oxygen and nitrogen in the chemical structures listed in Table 1 are assumed to be completed by hydrogen.

In another aspect, the present invention comprises a pharmaceutical composition comprising the compound of Formula (I) and one or more pharmaceutically acceptable carriers, excipients, or diluents.

As used herein, the term "lower" refers to a group having between one and six carbons.

As used herein, the term "alkyl" refers to a straight or branched chain hydrocarbon having from one to ten carbon atoms. The term "alkylene" refers to a straight or branched chain divalent hydrocarbon radical having from one to ten carbon atoms. The term "alkylene" refers to a straight or branched chain divalent hydrocarbon radical having from one to ten carbon atoms. The term "alkylene" refers to a straight or branched chain divalent hydrocarbon radical having from one to ten carbon atoms. Alkyl, alkylene, and alkylene groups may be optionally substituted with substituents selected from the group consisting of lower alkyl, lower alkoxy, lower alkylsulfanyl, lower alkylsulfenyl, lower alkylsulfonyl, oxo, hydroxy, mercapto, amino optionally substituted by alkyl, carboxy, carbamoyl optionally substituted by alkyl, aminosulfonyl optionally substituted by alkyl, silyloxy optionally substituted by alkoxy, alkyl, or aryl, silyl optionally substituted by alkoxy, alkyl, or aryl, nitro, cyano, halogen, or lower perfluoroalkyl, multiple degrees of substitution being allowed. Such an "alkyl", "alkylene", or "alkylene" group may contain one or more O, S, S(O), or S(O)₂ atoms. Examples of "alkyl" as used herein include, but are not limited to, methyl, n-butyl, t-butyl, n-pentyl, isobutyl, and isopropyl, and the like. Examples of "alkylene" as used herein include, but are not limited to, methylene, ethylene, and the like. Examples of "alkylene" as used herein include, but are not limited to, methine, 1,1,2-ethylene, and the like. Examples of "alkylene" as used herein include, but are not limited to, methine, 1,1,2-ethylene, and the like.

As used herein, the term "alkenyl" refers to a hydrocarbon radical having from two to ten carbons and at least one carbon-carbon double bond. The term "alkenylene" refers to a straight or branched chain divalent hydrocarbon radical having from two to ten carbon atoms and one or more carbon-carbon double bonds. The term "alkenylene" refers to a hydrocarbon triradical having from two to ten carbons and at least one carbon-carbon double bond. The alkenyl, alkenylene, and alkenylene groups may be optionally substituted with substituents selected from the group consisting of lower alkyl, lower alkoxy, lower alkylsulfanyl, lower alkylsulfenyl, lower alkylsulfonyl, oxo, hydroxy, mercapto, amino optionally substituted by alkyl, carboxy, carbamoyl optionally substituted by alkyl, aminosulfonyl optionally substituted by alkyl, silyloxy optionally substituted by alkoxy, alkyl, or aryl, silyl optionally substituted by alkoxy, alkyl, or aryl, nitro, cyano, halogen, or lower perfluoroalkyl, multiple degrees of substitution being allowed. Such an "alkenyl", "alkenylene", and "alkenylene" group may contain one or more O, S, S(O), or S(O)₂ atoms. Examples of "alkenylene" as used herein include, but are not limited to, ethene-1,2-diyl, propene-1,3-diyl, and the like. Examples of "alkenylene" as used herein include, but are not limited to, 1,1,3-propene-1,1,2-triyl, ethene 1,1,2-triyl, and the like.

As used herein, the term "alkynyl" refers to a hydrocarbon radical having from two to ten carbons and at least one carbon-carbon triple bond. The term "alkynylene" refers to a

straight or branched chain divalent hydrocarbon radical having from two to ten carbon atoms and one or more carbon - carbon triple bonds. The alkynyl and alkynylene groups may be optionally substituted with substituents selected from the group consisting of lower alkyl, lower alkoxy, lower alkylsulfanyl, lower alkylsulfenyl, lower alkylsulfonyl, oxo, hydroxy, mercapto, amino optionally substituted by alkyl, carboxy, carbamoyl optionally substituted by alkyl, aminosulfonyl optionally substituted by alkyl, silyloxy optionally substituted by alkoxy, alkyl, or aryl, silyl optionally substituted by alkoxy, alkyl, or aryl, nitro, cyano, halogen, or lower perfluoroalkyl, multiple degrees of substitution being allowed. Such an "alkynyl" group may contain one or more O, S, S(O), or S(O)₂ atoms. Examples of "alkynylene" as used herein include, but are not limited to, ethyne-1,2-diyl, propyne-1,3-diyl, and the like.

As used herein, "cycloalkyl" refers to an alicyclic hydrocarbon group optionally possessing one or more degrees of unsaturation, having from three to twelve carbon atoms. The term "cycloalkylene" refers to a non-aromatic alicyclic divalent hydrocarbon radical having from three to twelve carbon atoms and optionally possessing one or more degrees of unsaturation. The cycloalkyl and cycloalkylene groups may be optionally substituted with substituents selected from the group consisting of lower alkyl, lower alkoxy, lower alkylsulfanyl, lower alkylsulfenyl, lower alkylsulfonyl, oxo, hydroxy, mercapto, amino optionally substituted by alkyl, carboxy, carbamoyl optionally substituted by alkyl, aminosulfonyl optionally substituted by alkyl, nitro, cyano, halogen, or lower perfluoroalkyl, multiple degrees of substitution being allowed. "Cycloalkyl" includes by way of example cyclopropyl, cyclobutyl, cyclopentyl, cyclohexyl, cycloheptyl, or cyclooctyl, and the like. Examples of "cycloalkylene" as used herein include, but are not limited to, cyclopropyl-1,1-diyl, cyclopropyl-1,2-diyl, cyclobutyl-1,2-diyl, cyclopentyl-1,3-diyl, cyclohexyl-1,4-diyl, cycloheptyl-1,4-diyl, or cyclooctyl-1,5-diyl, and the like.

As used herein, the term "heterocyclic" or the term "heterocyclyl" refers to a three to twelve-membered heterocyclic ring. The term "heterocyclylene" refers to a three to twelve-membered heterocyclic ring diradical. The heterocyclic or heterocyclyl groups may optionally possess one or more degrees of unsaturation, and must contain one or more heteroatomic substitutions selected from S, SO, SO₂, O, or N, optionally substituted with substituents selected from the group consisting of lower alkyl, lower alkoxy, lower alkylsulfanyl, lower alkylsulfenyl, lower alkylsulfonyl, oxo, hydroxy, mercapto, amino optionally substituted by alkyl, carboxy, carbamoyl optionally substituted by alkyl, aminosulfonyl optionally substituted by alkyl, nitro, cyano, halogen, or lower perfluoroalkyl, multiple degrees of substitution being allowed. Such heterocyclic or heterocyclylene may be optionally fused to one or more of another "heterocyclic" ring(s) or cycloalkyl ring(s). Examples of "heterocyclic" include, but are not limited to, tetrahydrofuran, 1,4-dioxane, 1,3-dioxane, piperidine, pyrrolidine, morpholine, piperazine, and the like. Examples of

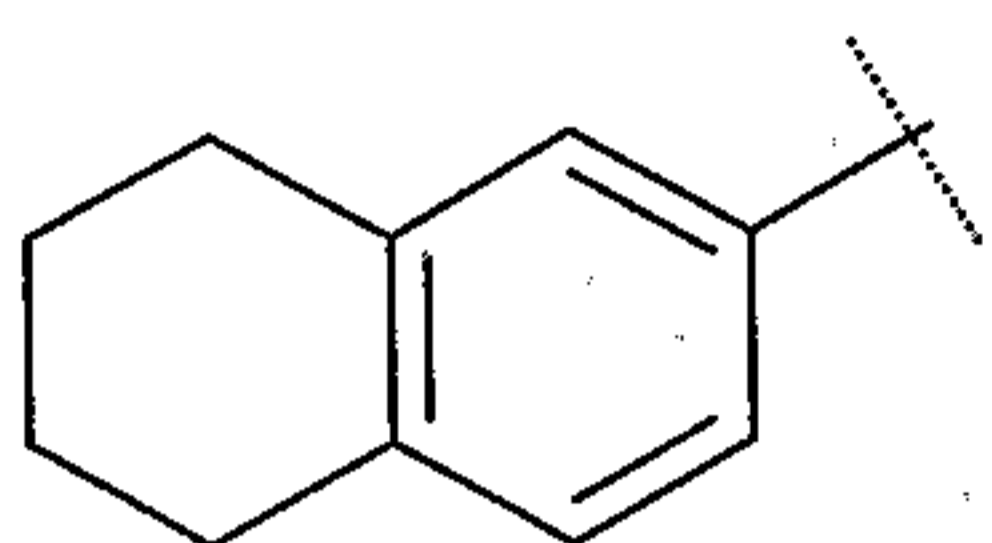
"heterocyclylene" include, but are not limited to, tetrahydrofuran-2,5-diyl, morpholine-2,3-diyl, pyran-2,4-diyl, 1,4-dioxane-2,3-diyl, 1,3-dioxane-2,4-diyl, piperidine-2,4-diyl, piperidine-1,4-diyl, pyrrolidine-1,3-diyl, morpholine-2,4-diyl, piperazine-1,4-diyl, and the like.

As used herein, the term "aryl" refers to a benzene ring or to an optionally substituted benzene ring system fused to one or more optionally substituted benzene rings. The term "arylene" refers to a benzene ring diradical or to a benzene ring system diradical fused to one or more optionally substituted benzene rings. The aryl or arylene groups may be optionally substituted with substituents selected from the group consisting of lower alkyl, lower alkoxy, lower alkylsulfanyl, lower alkylsulfenyl, lower alkylsulfonyl, oxo, hydroxy, mercapto, amino optionally substituted by alkyl, carboxy, tetrazolyl, carbamoyl optionally substituted by alkyl, aminosulfonyl optionally substituted by alkyl, acyl, aroyl, heteroaroyl, acyloxy, aroyloxy, heteroaroyloxy, alkoxycarbonyl, silyloxy optionally substituted by alkoxy, alkyl, or aryl, silyl optionally substituted by alkoxy, alkyl, or aryl, nitro, cyano, halogen, or lower perfluoroalkyl, multiple degrees of substitution being allowed. Examples of aryl include, but are not limited to, phenyl, 2-naphthyl, 1-naphthyl, 1-anthracenyl, and the like. Examples of "arylene" include, but are not limited to, benzene-1,4-diyl, naphthalene-1,8-diyl, and the like.

As used herein, the term "heteroaryl" refers to a five - to seven - membered aromatic ring, or to a polycyclic heterocyclic aromatic ring, containing one or more nitrogen, oxygen, or sulfur heteroatoms, where N-oxides and sulfur monoxides and sulfur dioxides are permissible heteroaromatic substitutions. The term "heteroarylene" refers to a five - to seven - membered aromatic ring diradical, or to a polycyclic heterocyclic aromatic ring diradical, containing one or more nitrogen, oxygen, or sulfur heteroatoms, where N-oxides and sulfur monoxides and sulfur dioxides are permissible heteroaromatic substitutions. The heteroaryl and heteroarylene groups may be optionally substituted with substituents selected from the group consisting of lower alkyl, lower alkoxy, lower alkylsulfanyl, lower alkylsulfenyl, lower alkylsulfonyl, oxo, hydroxy, mercapto, amino optionally substituted by alkyl, carboxy, tetrazolyl, carbamoyl optionally substituted by alkyl, aminosulfonyl optionally substituted by alkyl, acyl, aroyl, heteroaroyl, acyloxy, aroyloxy, heteroaroyloxy, alkoxycarbonyl, silyloxy optionally substituted by alkoxy, alkyl, or aryl, silyl optionally substituted by alkoxy, alkyl, or aryl, nitro, cyano, halogen, or lower perfluoroalkyl, multiple degrees of substitution being allowed. For polycyclic aromatic ring systems, one or more of the rings may contain one or more heteroatoms. Examples of "heteroaryl" used herein are furan, thiophene, pyrrole, imidazole, pyrazole, triazole, tetrazole, thiazole, oxazole, isoxazole, oxadiazole, thiadiazole, isothiazole, pyridine, pyridazine, pyrazine, pyrimidine, quinoline, isoquinoline, quinazoline, benzofuran, benzothiophene, indole, and indazole, and the like. Examples of "heteroarylene" used herein are furan-2,5-diyl, thiophene-2,4-diyl,

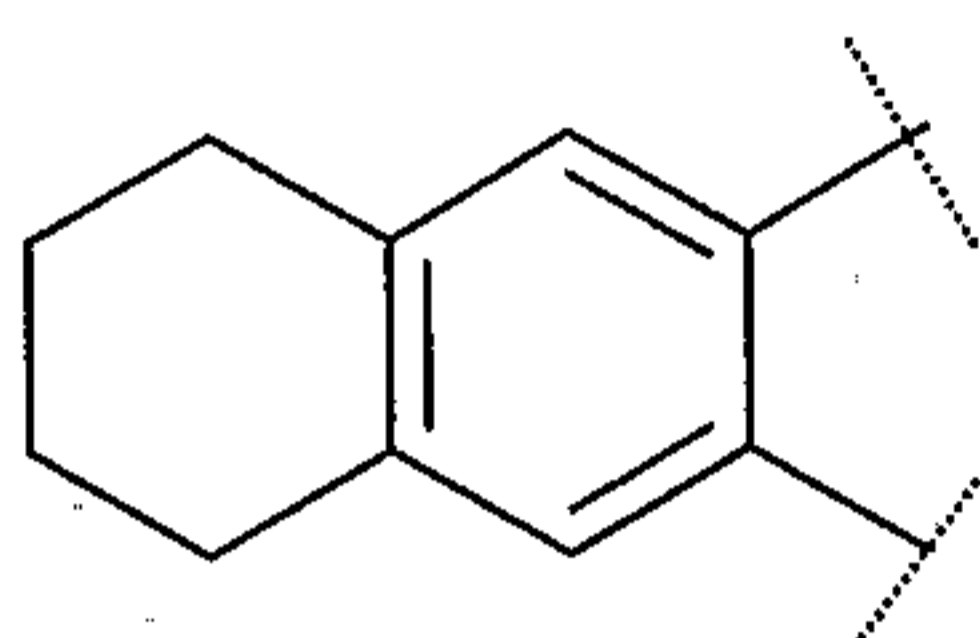
1,3,4-oxadiazole-2,5-diyl, 1,3,4-thiadiazole-2,5-diyl, 1,3-thiazole-2,4-diyl, 1,3-thiazole-2,5-diyl, pyridine-2,4-diyl, pyridine-2,3-diyl, pyridine-2,5-diyl, pyrimidine-2,4-diyl, quinoline-2,3-diyl, and the like.

As used herein, the term "fused cycloalkylaryl" refers to one or more cycloalkyl groups fused to an aryl group, the aryl and cycloalkyl groups having two atoms in common, and wherein the aryl group is the point of substitution. Examples of "fused cycloalkylaryl" used herein include 5-indanyl, 5,6,7,8-tetrahydro-2-naphthyl,



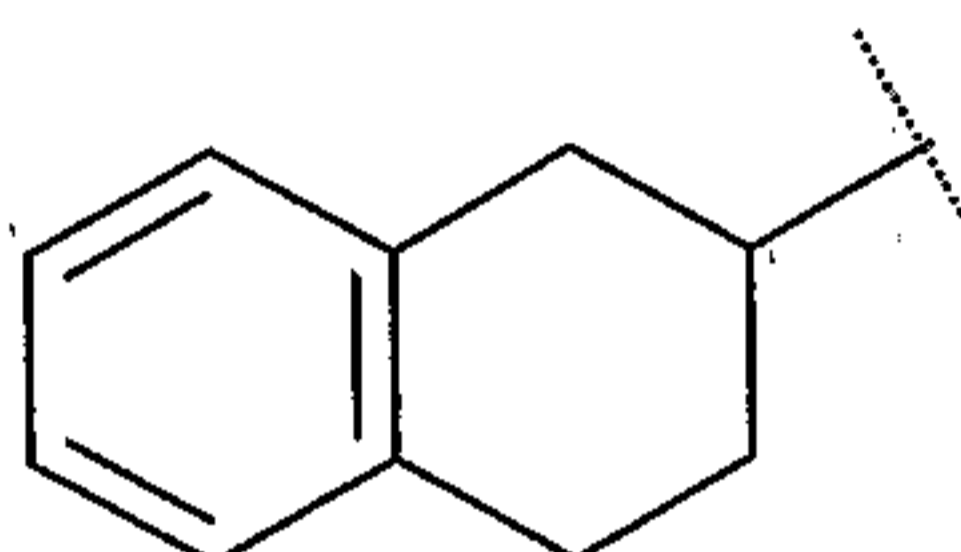
, and the like.

As used herein, the term "fused cycloalkylarylene" refers to a fused cycloalkylaryl, wherein the aryl group is divalent. Examples include



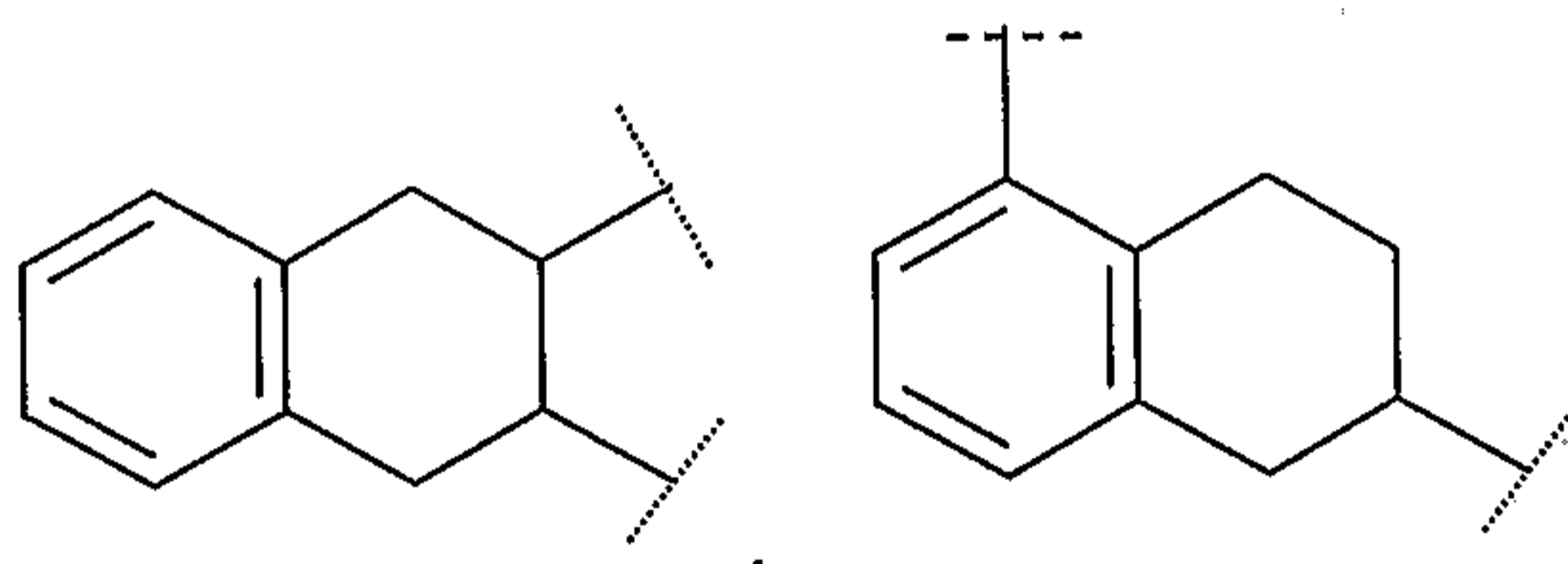
, and the like.

As used herein, the term "fused arylcycloalkyl" refers to one or more aryl groups fused to a cycloalkyl group, the cycloalkyl and aryl groups having two atoms in common, and wherein the cycloalkyl group is the point of substitution. Examples of "fused arylcycloalkyl" used herein include 1-indanyl, 2-indanyl, 9-fluorenyl, 1-(1,2,3,4-tetrahydronaphthyl),



, and the like.

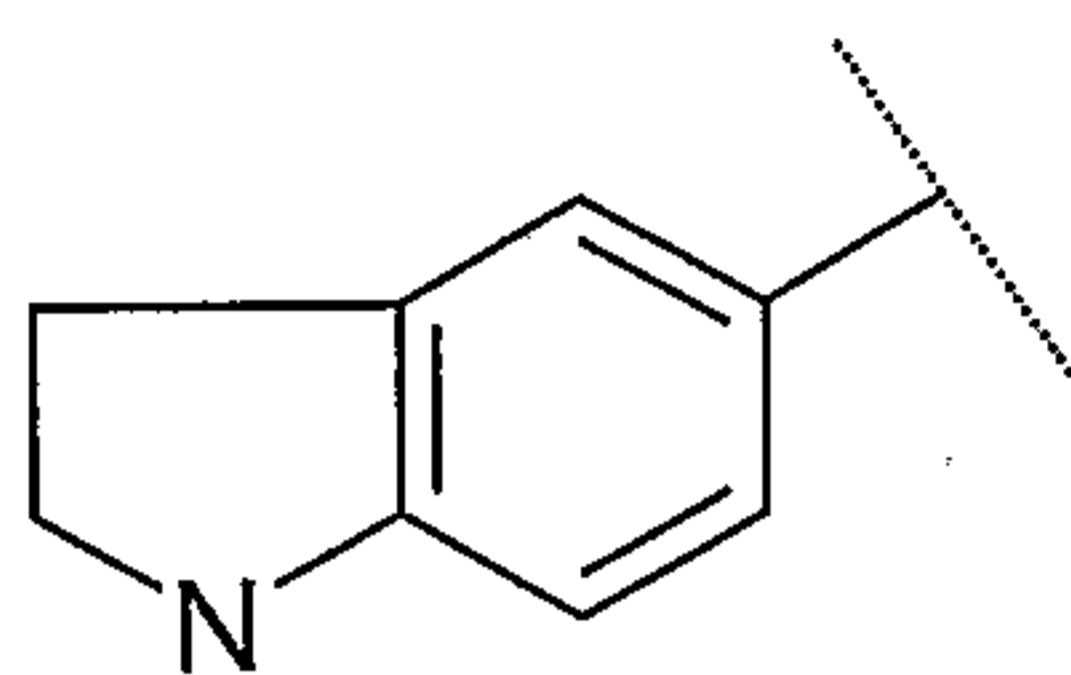
As used herein, the term "fused arylcycloalkylene" refers to a fused arylcycloalkyl, wherein the cycloalkyl group is divalent. Examples include 9,1-fluorenylene,



, and the like.

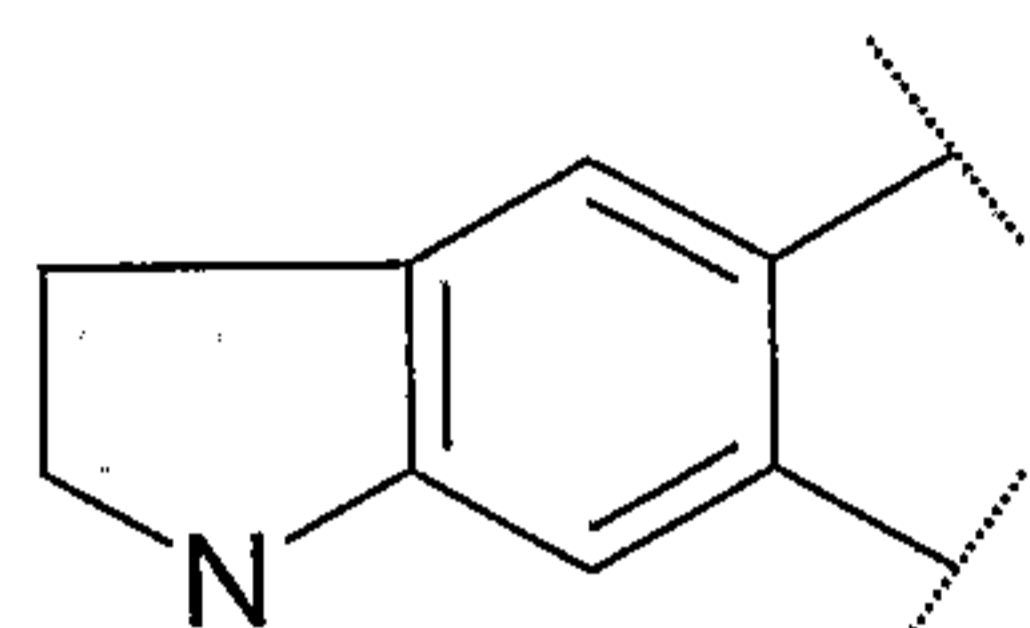
As used herein, the term "fused heterocyclaryl" refers to one or more heterocyclaryl groups fused to an aryl group, the aryl and heterocyclaryl groups having two atoms in common, and wherein the aryl group is the point of substitution. Examples of "fused

heterocyclaryl" used herein include 3,4-methylenedioxy-1-phenyl,



, and the like

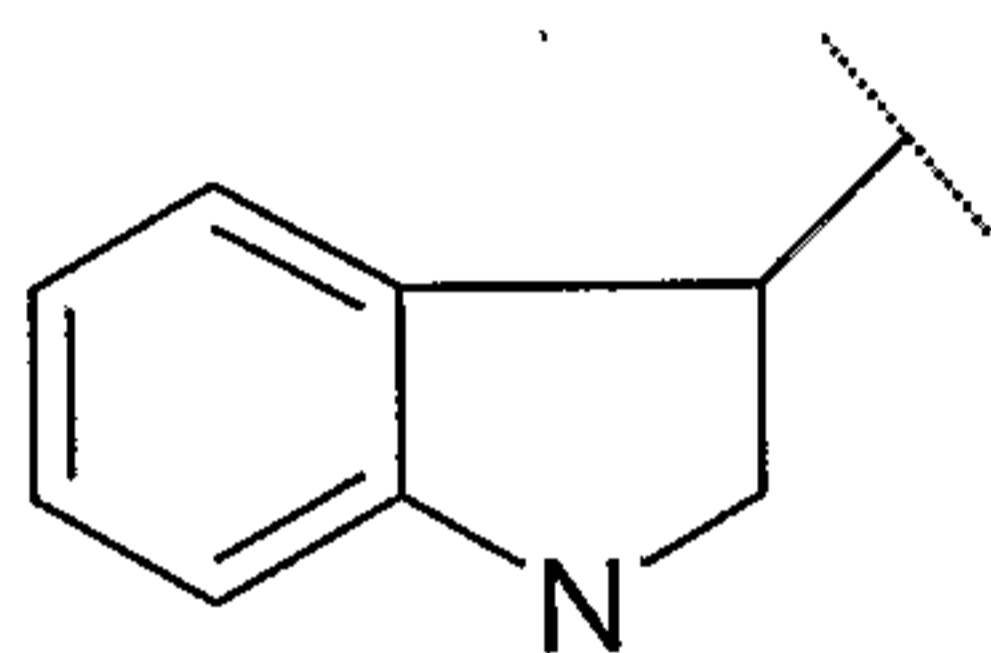
As used herein, the term "fused heterocyclarylene" refers to a fused heterocyclaryl, wherein the aryl group is divalent. Examples include



5

, and the like.

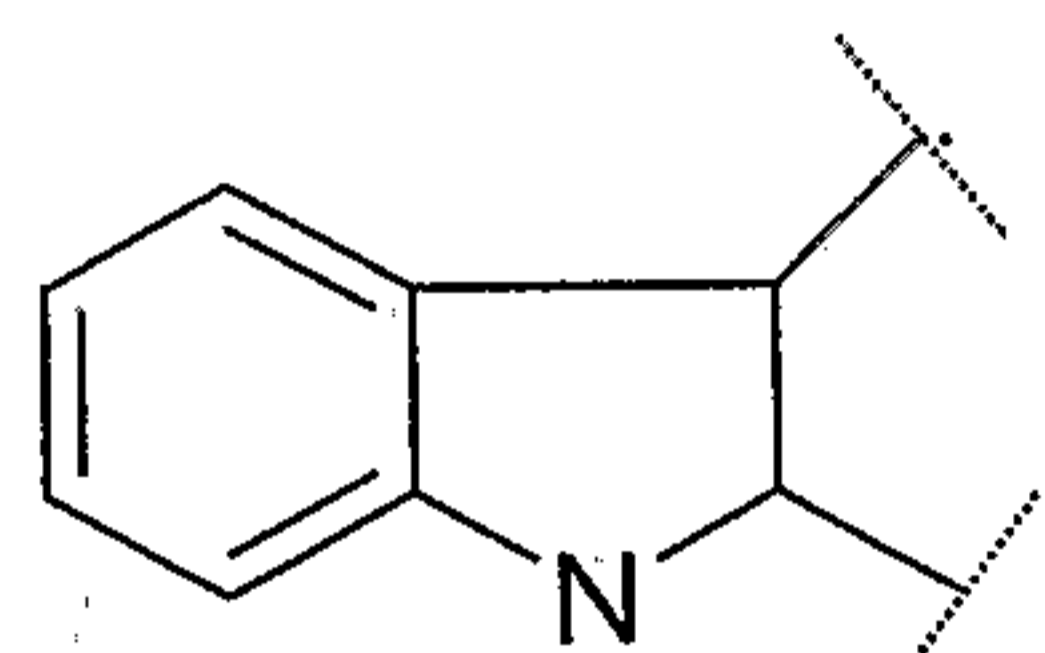
As used herein, the term "fused arylheterocyclyl" refers to one or more aryl groups fused to a heterocyclyl group, the heterocyclyl and aryl groups having two atoms in common, and wherein the heterocyclyl group is the point of substitution. Examples of "fused arylheterocyclyl" used herein include 2-(1,3-benzodioxolyl),



10

, and the like.

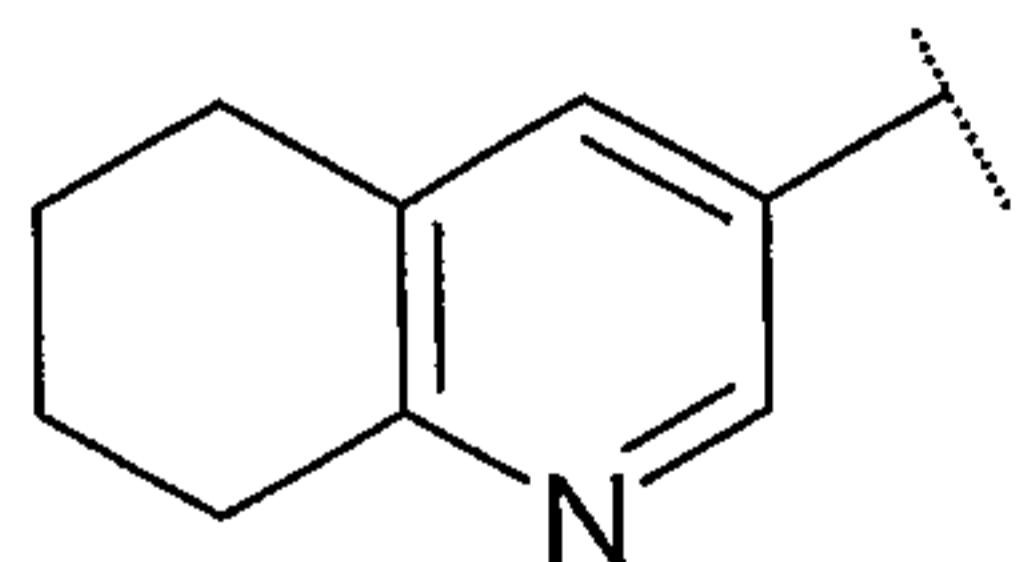
As used herein, the term "fused arylheterocyclylene" refers to a fused arylheterocyclyl, wherein the heterocyclyl group is divalent. Examples include



, and the like.

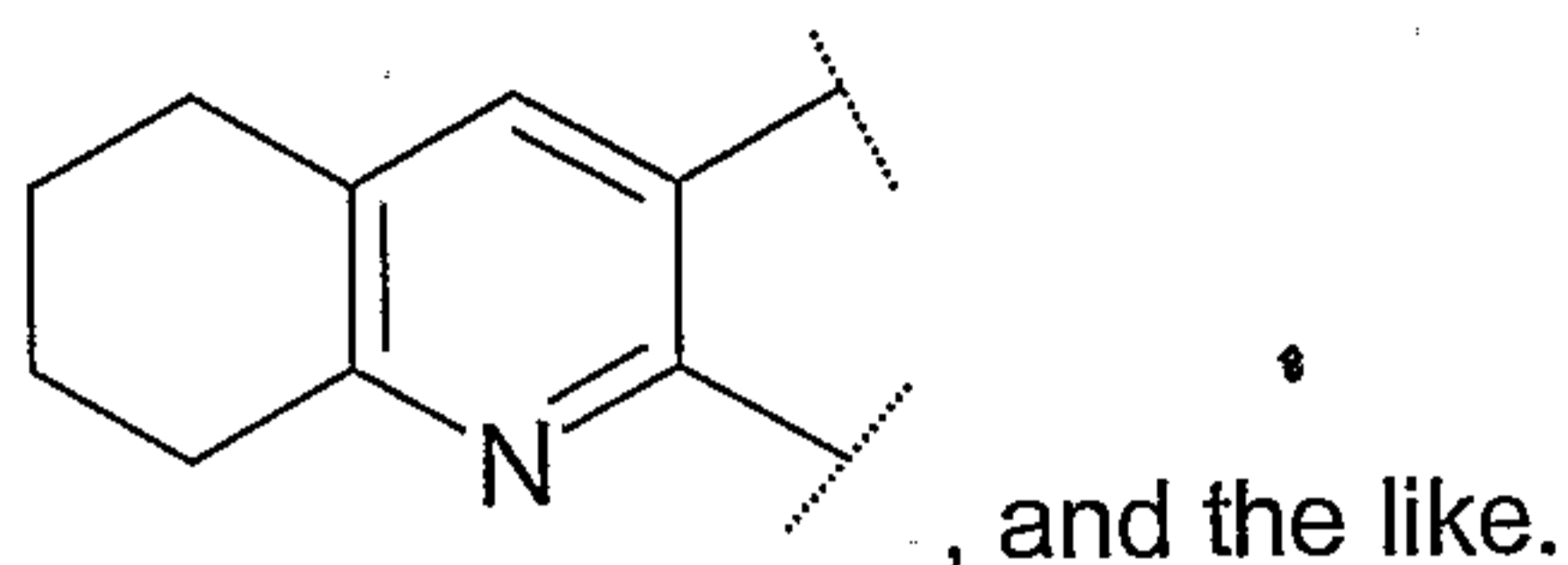
15

As used herein, the term "fused cycloalkylheteroaryl" refers to one or more cycloalkyl groups fused to a heteroaryl group, the heteroaryl and cycloalkyl groups having two atoms in common, and wherein the heteroaryl group is the point of substitution. Examples of "fused cycloalkylheteroaryl" used herein include 5-aza-6-indanyl,

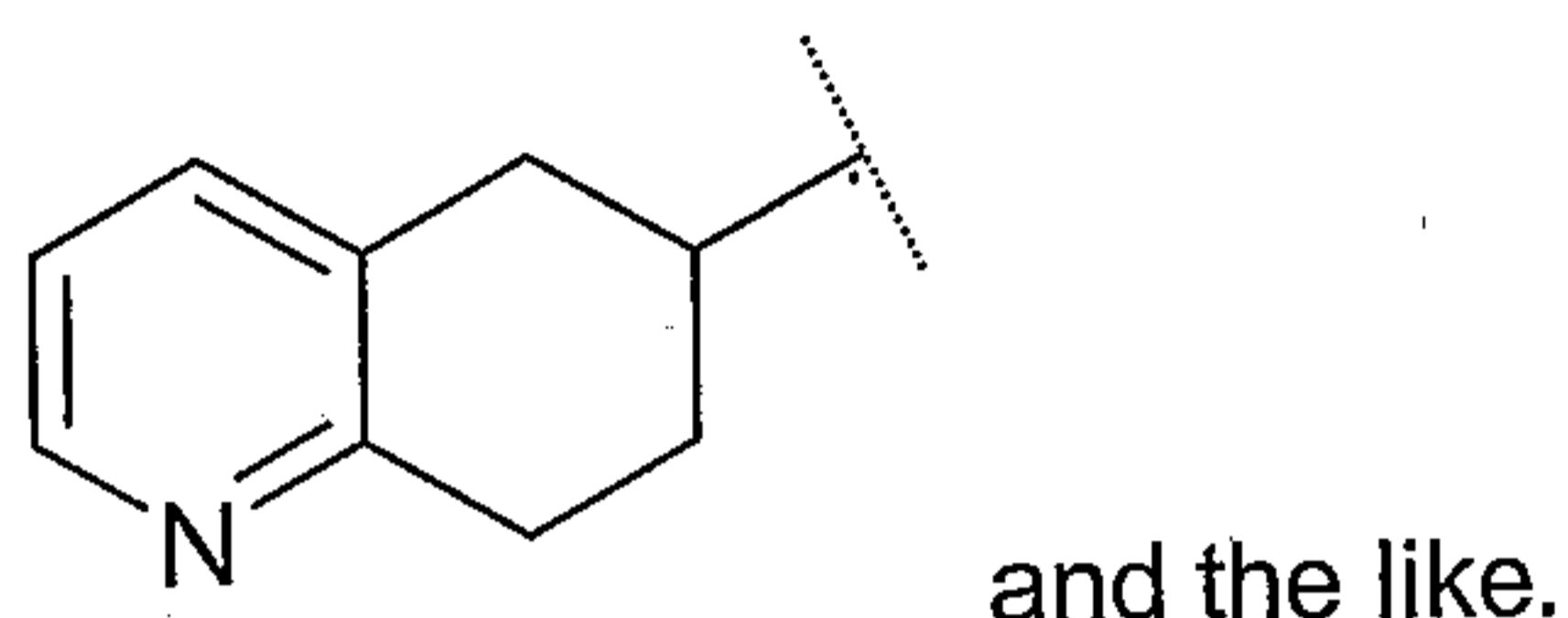


, and the like.

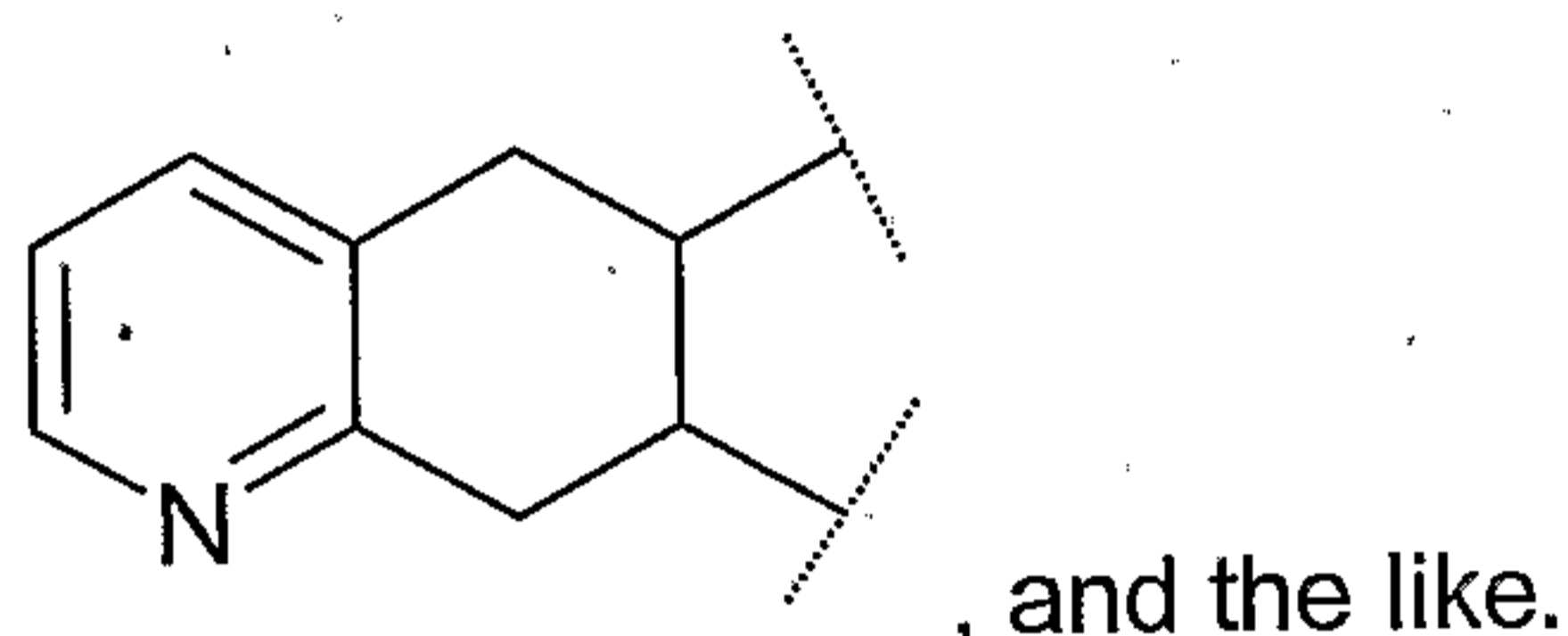
As used herein, the term "fused cycloalkylheteroarylene" refers to a fused cycloalkylheteroaryl, wherein the heteroaryl group is divalent. Examples include



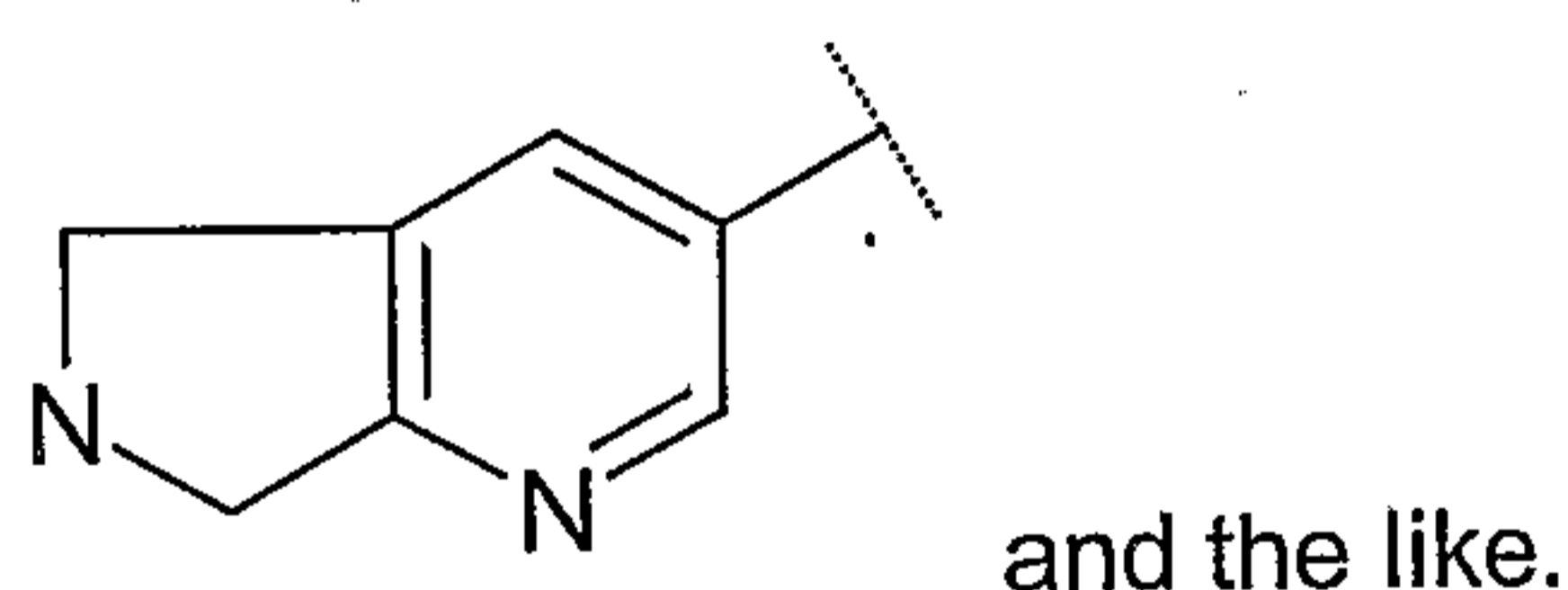
As used herein, the term "fused heteroarylcycloalkyl" refers to one or more heteroaryl groups fused to a cycloalkyl group, the cycloalkyl and heteroaryl groups having two atoms in common, and wherein the cycloalkyl group is the point of substitution. Examples of "fused heteroarylcycloalkyl" used herein include 5-aza-1-indanyl,



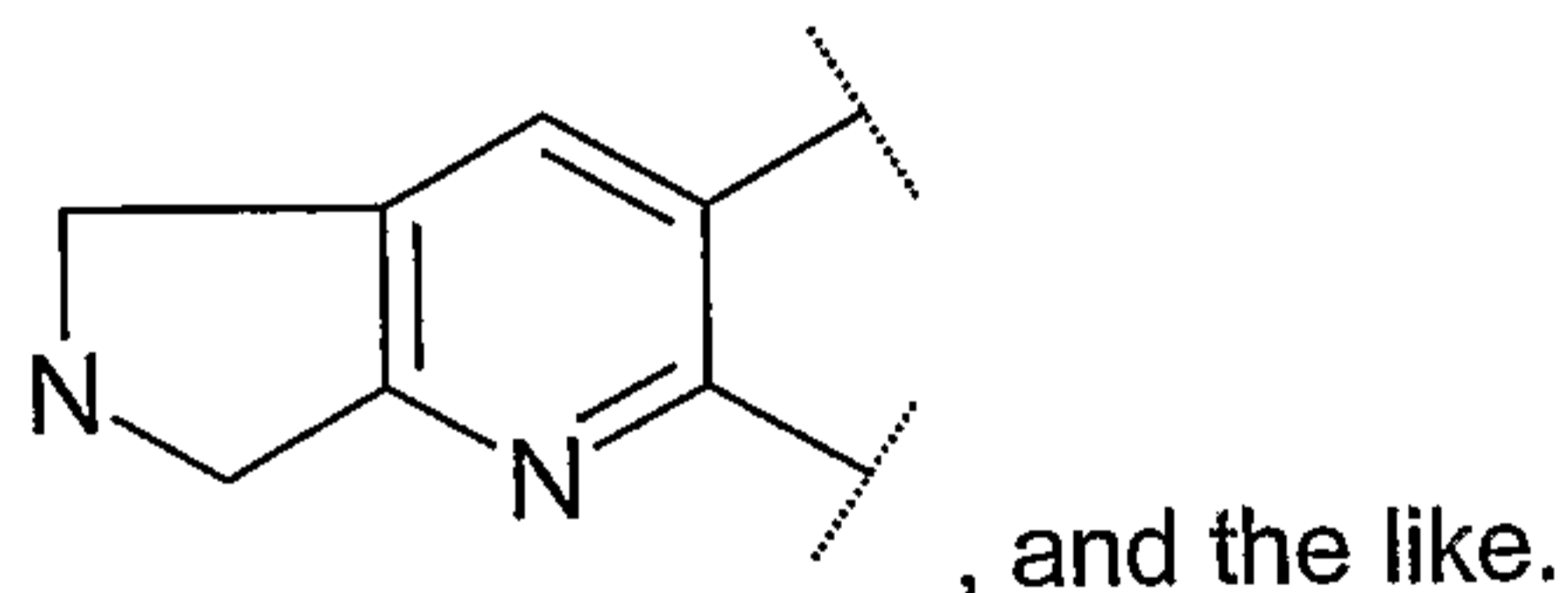
As used herein, the term "fused heteroarylcycloalkylene" refers to a fused heteroarylcycloalkyl, wherein the cycloalkyl group is divalent. Examples include



As used herein, the term "fused heterocyclylheteroaryl" refers to one or more heterocyclyl groups fused to a heteroaryl group, the heteroaryl and heterocyclyl groups having two atoms in common, and wherein the heteroaryl group is the point of substitution. Examples of "fused heterocyclylheteroaryl" used herein include 1,2,3,4-tetrahydro-beta-carbolin-8-yl,

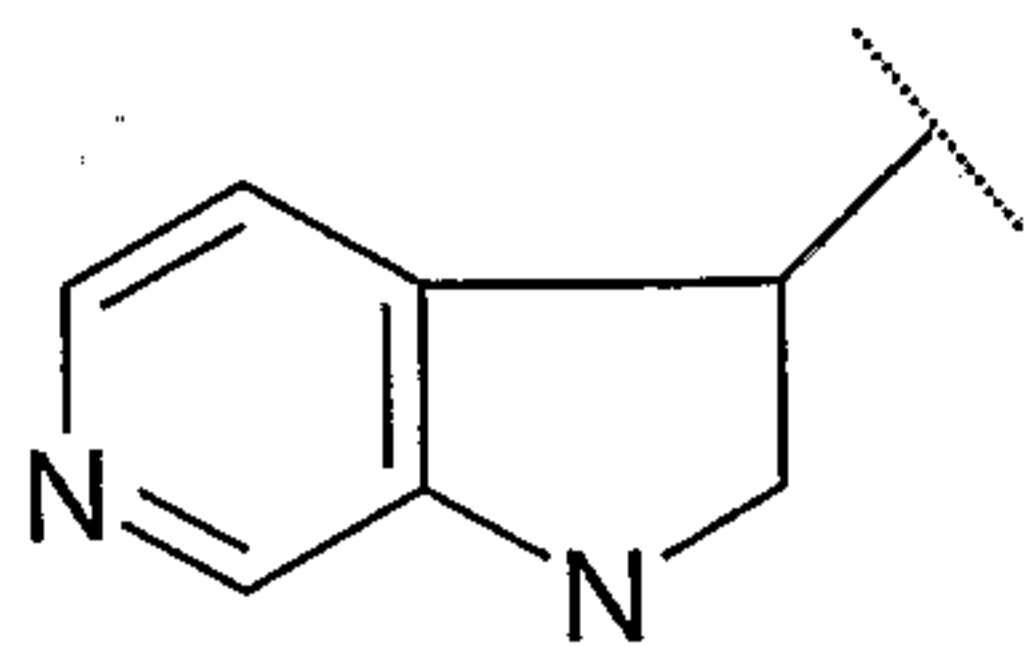


As used herein, the term "fused heterocyclylheteroarylene" refers to a fused heterocyclylheteroaryl, wherein the heteroaryl group is divalent. Examples include



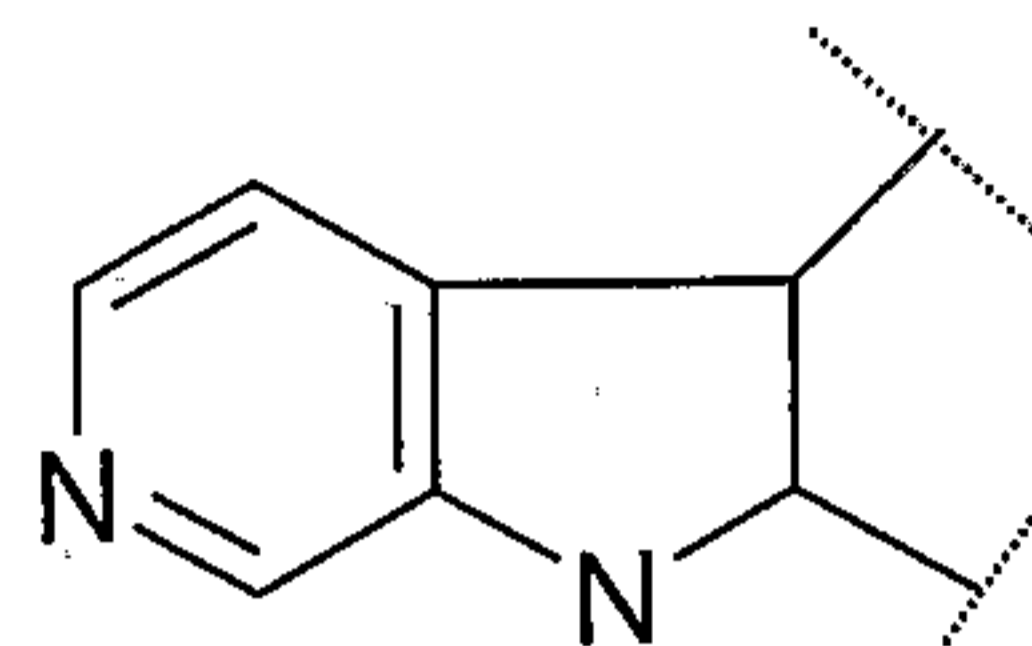
As used herein, the term "fused heteroarylheterocyclyl" refers to one or more heteroaryl groups fused to a heterocyclyl group, the heterocyclyl and heteroaryl groups having two atoms in common, and wherein the heterocyclyl group is the point of substitution.

Examples of "fused heteroarylheterocyclyl" used herein include -5-aza-2,3-dihydrobenzofuran-2-yl,



, and the like.

As used herein, the term "fused heteroarylheterocyclene" refers to a fused heteroarylheterocyclyl, wherein the heterocyclyl group is divalent. Examples include



, and the like.

As used herein, the term "acid isostere" refers to a substituent group which will ionize at physiological pH to bear a net negative charge. Examples of such "acid isosteres" include, but are not limited to, 1) heteroaryl groups such as, but not limited to, isoxazol-3-ol-5-yl, 1H-tetrazole-5-yl, or 2H-tetrazole-5-yl; 2) heterocyclyl groups such as, but not limited to, imidazolidine-2,4-dione-5-yl, imidazolidine-2,4-dione-1-yl, 1,3-thiazolidine-2,4-dione-5-yl, 5-hydroxy-4H-pyran-4-on-2-yl, 1,2,5-thiadiazolidin-3-one-1,1-dioxide-4-yl, 1,2-5-thiadiazolidin-3-one-1,1-dioxide-5-yl, 1,2,5-thiadiazolidin-3-one-1,1-dioxide-5-yl having substituents at the 2 and/or 4 position; and -N-acyl-alkylsulfonamides.

As used herein, the term "direct bond", where part of a structural variable specification, refers to the direct joining of the substituents flanking (preceding and succeeding) the variable taken as a "direct bond". Where two or more consecutive variables are specified each as a "direct bond", those substituents flanking (preceding and succeeding) those two or more consecutive specified "direct bonds" are directly joined.

As used herein, the term "alkoxy" refers to the group R_aO- , where R_a is alkyl.

As used herein, the term "alkenyloxy" refers to the group R_aO- , where R_a is alkenyl.

As used herein, the term "alkynyloxy" refers to the group R_aO- , where R_a is alkynyl.

As used herein, the term "alkylsulfanyl" refers to the group R_aS- , where R_a is alkyl.

As used herein, the term "alkenylsulfanyl" refers to the group R_aS- , where R_a is alkenyl.

As used herein, the term "alkynylsulfanyl" refers to the group R_aS- , where R_a is alkynyl.

As used herein, the term "alkylsulfenyl" refers to the group $R_aS(O)-$, where R_a is alkyl.

As used herein, the term "alkenylsulfenyl" refers to the group $R_aS(O)-$, where R_a is alkenyl.

As used herein, the term "alkynylsulfenyl" refers to the group $R_aS(O)-$, where R_a is alkynyl.

As used herein, the term "alkylsulfonyl" refers to the group R_aSO_2- , where R_a is alkyl.

5 As used herein, the term "alkenylsulfonyl" refers to the group R_aSO_2- , where R_a is alkenyl.

As used herein, the term "alkynylsulfonyl" refers to the group R_aSO_2- , where R_a is alkynyl.

As used herein, the term "acyl" refers to the group $R_aC(O)-$, where R_a is alkyl, alkenyl, alkynyl, cycloalkyl, cycloalkenyl, or heterocyclyl.

10 As used herein, the term "aroyl" refers to the group $R_aC(O)-$, where R_a is aryl.

As used herein, the term "heteroaroyl" refers to the group $R_aC(O)-$, where R_a is heteroaryl.

As used herein, the term "alkoxycarbonyl" refers to the group $R_aOC(O)-$, where R_a is alkyl.

15 As used herein, the term "acyloxy" refers to the group $R_aC(O)O-$, where R_a is alkyl, alkenyl, alkynyl, cycloalkyl, cycloalkenyl, or heterocyclyl.

As used herein, the term "aroyloxy" refers to the group $R_aC(O)O-$, where R_a is aryl.

As used herein, the term "heteroaroyloxy" refers to the group $R_aC(O)O-$, where R_a is heteroaryl.

20 As used herein, the term "optionally" means that the subsequently described event(s) may or may not occur, and includes both event(s) which occur and events that do not occur.

As used herein, the term "substituted" refers to substitution with the named substituent or substituents, multiple degrees of substitution being allowed unless otherwise stated.

As used herein, the terms "contain" or "containing" can refer to in-line substitutions at any position along the above defined alkyl, alkenyl, alkynyl or cycloalkyl substituents with one or more of any of O, S, SO, SO_2 , N, or N-alkyl, including, for example, $-CH_2-O-CH_2-$, $-CH_2-SO_2-CH_2-$, $-CH_2-NH-CH_3$ and so forth.

30 Whenever the terms "alkyl" or "aryl" or either of their prefix roots appear in a name of a substituent (e.g. arylalkoxyaryloxy) they shall be interpreted as including those limitations given above for "alkyl" and "aryl". Designated numbers of carbon atoms (e.g. C_{1-10}) shall refer independently to the number of carbon atoms in an alkyl, alkenyl or alkynyl or cyclic alkyl moiety or to the alkyl portion of a larger substituent in which the term "alkyl" appears as its prefix root.

35

As used herein, the term "oxo" shall refer to the substituent $=O$.

functionality in such a prodrug is encompassed in the compound of Formula (I): for example, the lactam formed by a carboxylic group in R₁ and R₂, and b) compounds which may be oxidized or reduced biologically at a given functional group to yield drug substances of Formula (I). Examples of these functional groups include, but are not limited to, 1,4-
5 dihydropyridine, N-alkylcarbonyl-1,4-dihydropyridine, 1,4-cyclohexadiene, tert-butyl, and the like.

The term "female sexual dysfunction" refers to a failure or dysfunction in female arousal, desire, reception, or orgasm which is related to disturbances or abnormality in the function of any or all of the female sexual organs. Such disturbances or abnormalities may
10 occur spontaneously or be a by-product of disease or treatment of disease, such as cancer or surgery to treat cancers, in particular cancer of the breast or cervix.

The term "male sexual dysfunction" refers to a failure or dysfunction in male sexual function, which may involve impotence, erectile dysfunction, or loss of sexual desire.

The term "erectile dysfunction" refers to the failure of the male to achieve either
15 erection and/or sexual function thereafter. "Erectile dysfunction" may be a by-product of factors such as but not limited to vascular disease, aging, surgery (particularly surgery involving organs of the male urogenital tract such as prostate), or diseases involving an imbalance of neurotransmitters or other biogenic amines or diseases involving the CNS such as depression.

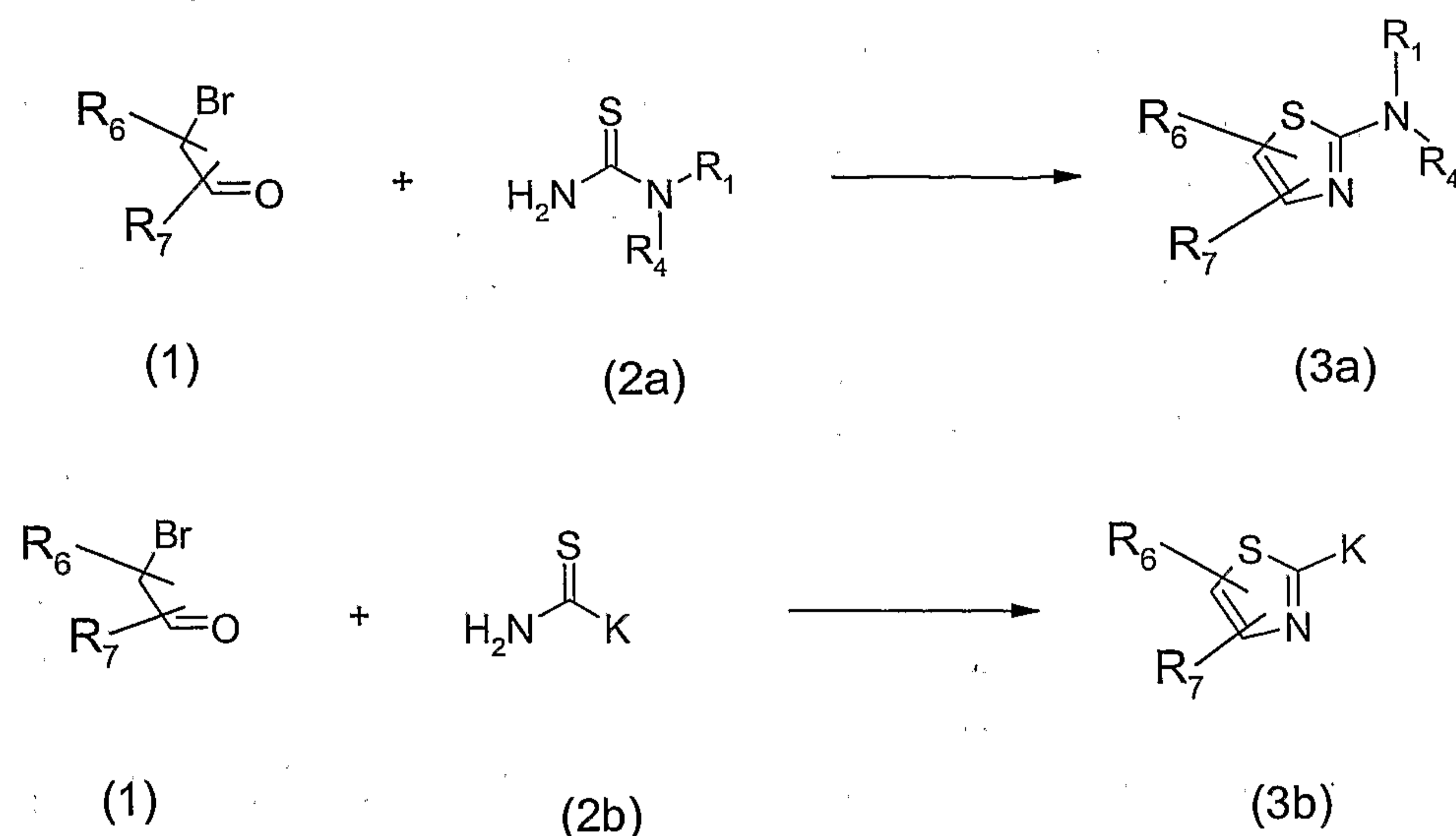
The present invention also provides a method for the synthesis of compounds useful
20 as intermediates in the preparation of compounds of Formula (I) along with methods for the preparation of compounds of Formula (I). Unless otherwise indicated, variables refer to those for Formula (I).

Scheme 1 illustrates a synthesis of compounds of formulae (3a) and (3b). Thiazole
25 ring formation can be accomplished by combination of the alpha-bromoketone (1) and the thiourea derivative (2a) in a solvent, such as but not limited to MeOH, at a temperature of from 25 °C to 70 °C, to afford (3a). The intermediate (2a) may be synthesized by treatment of an amine R₁R₄NH with an isocyanate such as Fmoc-N=C=S in a solvent such as DCM. The Fmoc group may be removed by treatment of the Fmoc thiourea intermediate with
30 piperidine to afford (2a). Alternately, an intermediate K-H possessing a basic N-H group may be also reacted with a reagent Fmoc-N=C=S to afford the isothiocyanate derivative, which may be analogously deprotected to afford the reagent (2b). Additionally, an intermediate K-C(O)-NH₂ may be treated with a thionating reagent such as Lawessons reagent in a solvent such as toluene at a temperature of from 80 °C to 110 °C, to afford the intermediate (2b).

35 Treatment of (2b) with (1) analogously to the above affords (3b).

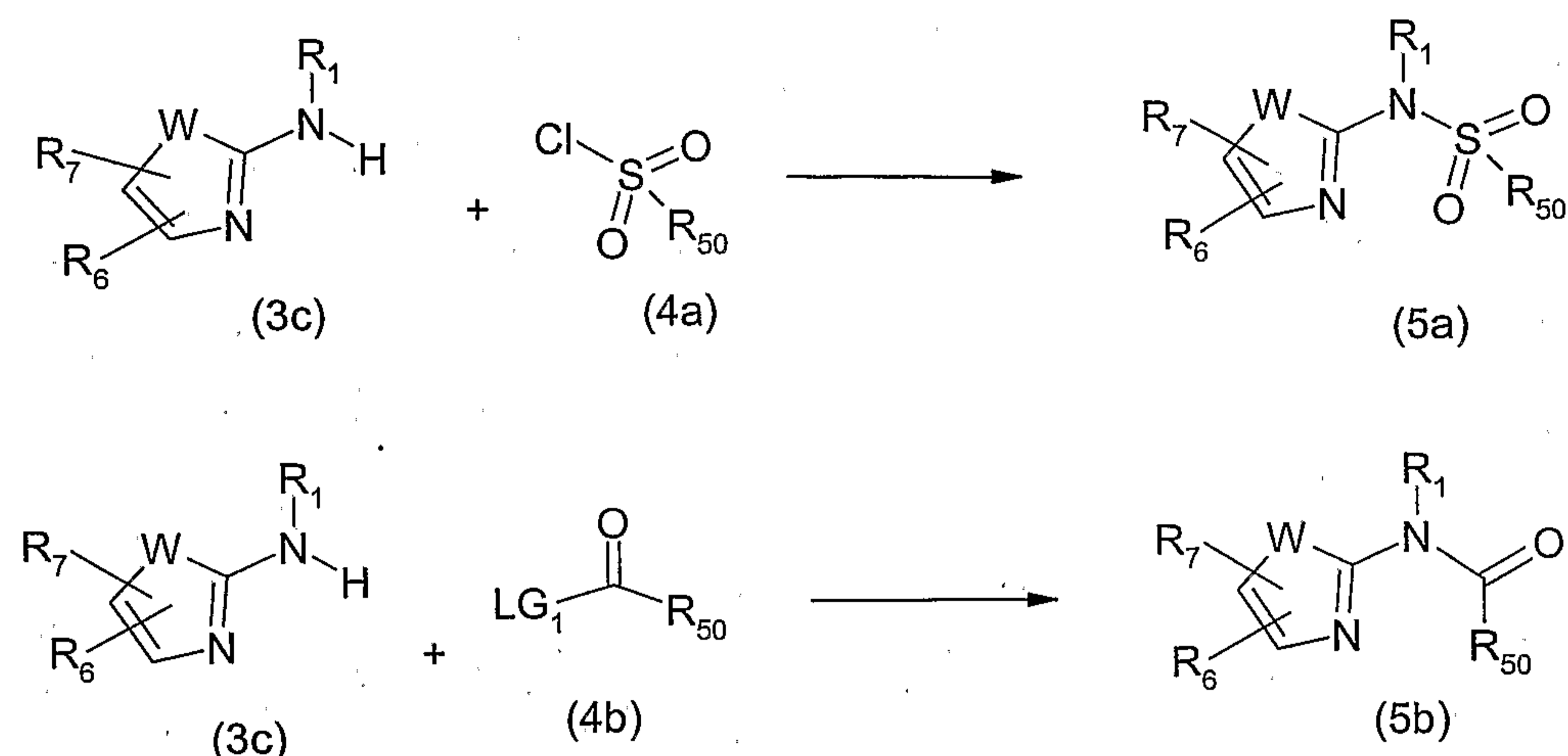
R_6 and R_7 may be taken together to constitute a heterocyclic or cycloalkyl ring system, in which case the related alpha-bromoketone serves as a suitable intermediate en route to the thiazoles (3a) and (3b).

5 Scheme 1



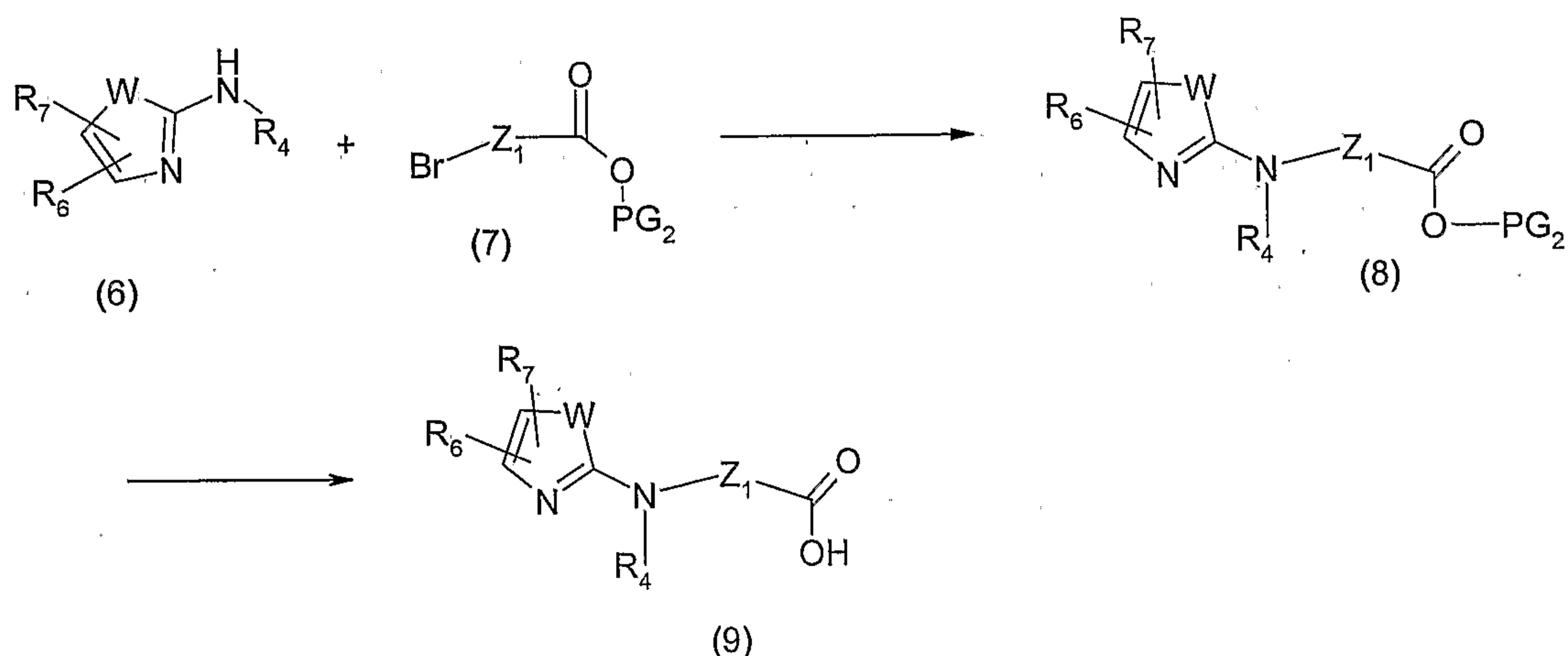
In one embodiment (Scheme 2), where R_4 of compound (3a) is H, the nitrogen of the heteroarylamine (3c) can be sulfenylated with sulfonyl chlorides (4a) in the presence of NaH, in a suitable solvent such as THF or DMF, at a temperature of from $-30\text{ }^{\circ}\text{C}$ to $50\text{ }^{\circ}\text{C}$, to afford the required compound (5a). Alternately, (3c) may be treated with (4a) in a suitable solvent such as DCM, at a temperature of from $-20\text{ }^{\circ}\text{C}$ to $40\text{ }^{\circ}\text{C}$, and a base such as pyridine or TEA with a catalytic amount of DMAP to afford the required sulfonamide (5a). Likewise, (3c) may be coupled with the compound (4b) where LG_1 is OH, in the presence of a coupling agent such as EDC, in a solvent such as DMF, THF, or DCM, to afford the amide (5b). Where LG_1 is Cl, (3c) may be treated with (4b) in the presence of NaH, in a suitable solvent such as THF or DMF, at a temperature of from $-30\text{ }^{\circ}\text{C}$ to $50\text{ }^{\circ}\text{C}$, to afford the required compound (5b). Alternately, (3c) may be treated with (4b) in a suitable solvent such as DCM, at a temperature of from $-20\text{ }^{\circ}\text{C}$ to $40\text{ }^{\circ}\text{C}$, and a base such as pyridine or TEA with a catalytic amount of DMAP to afford the required compound (5b). In Scheme 2 R_{50} is a group such as but not limited to aryl, alkyl, or $-\text{alkylene-aryl}$, as defined for Formula I. R_{50} may also be another group wherein the combination $-\text{S}(\text{O})_2\text{-}R_{50}$ or $-\text{C}(\text{O})\text{-}R_{50}$ meets the specification set forth for R_4 in Formula (I).

Scheme 2



- 5 In another embodiment (Scheme 3), the amino group of the heteroarylamine (6) can be alkylated with a haloester (7), where (6) and (7) are treated with a base such as potassium carbonate, in a solvent such as DMF, at a temperature of from 25 °C to 130 °C, to afford the ester intermediate (8). The carboxylate protecting group can be removed under appropriate conditions; for example, if PG₂ is a tert-butyl group, then treatment of (8) with an acid such as TFA or anhydrous HCl in dioxane at a temperature of from 0 °C to 30 °C
- 10 furnishes the acid (9). Z₁ in this instance is a group such as but not limited to an alkylene group or an alkylene-arylene group.

Scheme 3

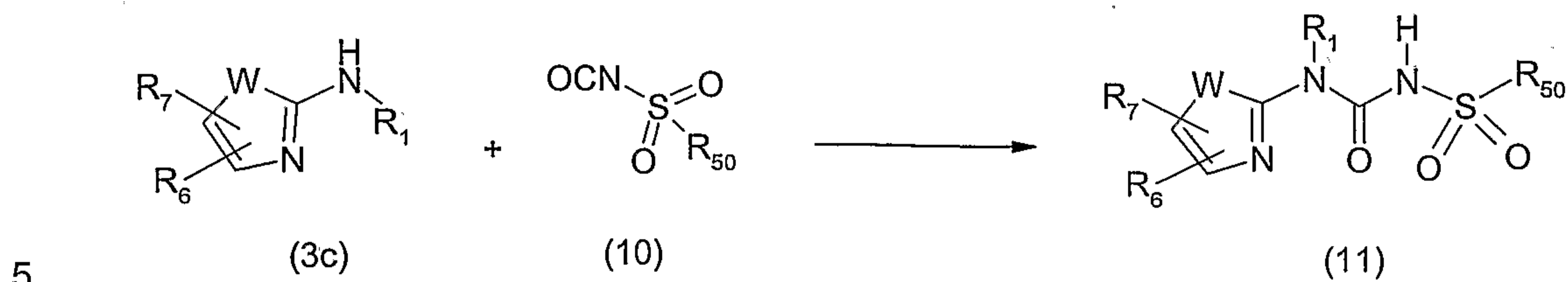


15

In Scheme 4, the heteroarylamine (3c) can be converted to the corresponding urea (11) by reaction with the sulfonyl isocyanate (10) in a solvent such as THF or DCM, at a temperature of from 0 °C to 100 °C. The reagent (9) may be prepared by treatment of

sodium or potassium cyanate with a reagent $R_{50}\text{-SO}_2\text{Cl}$ in a solvent such as THF. In this scheme R_{50} may be defined as in schemes 2 and 3.

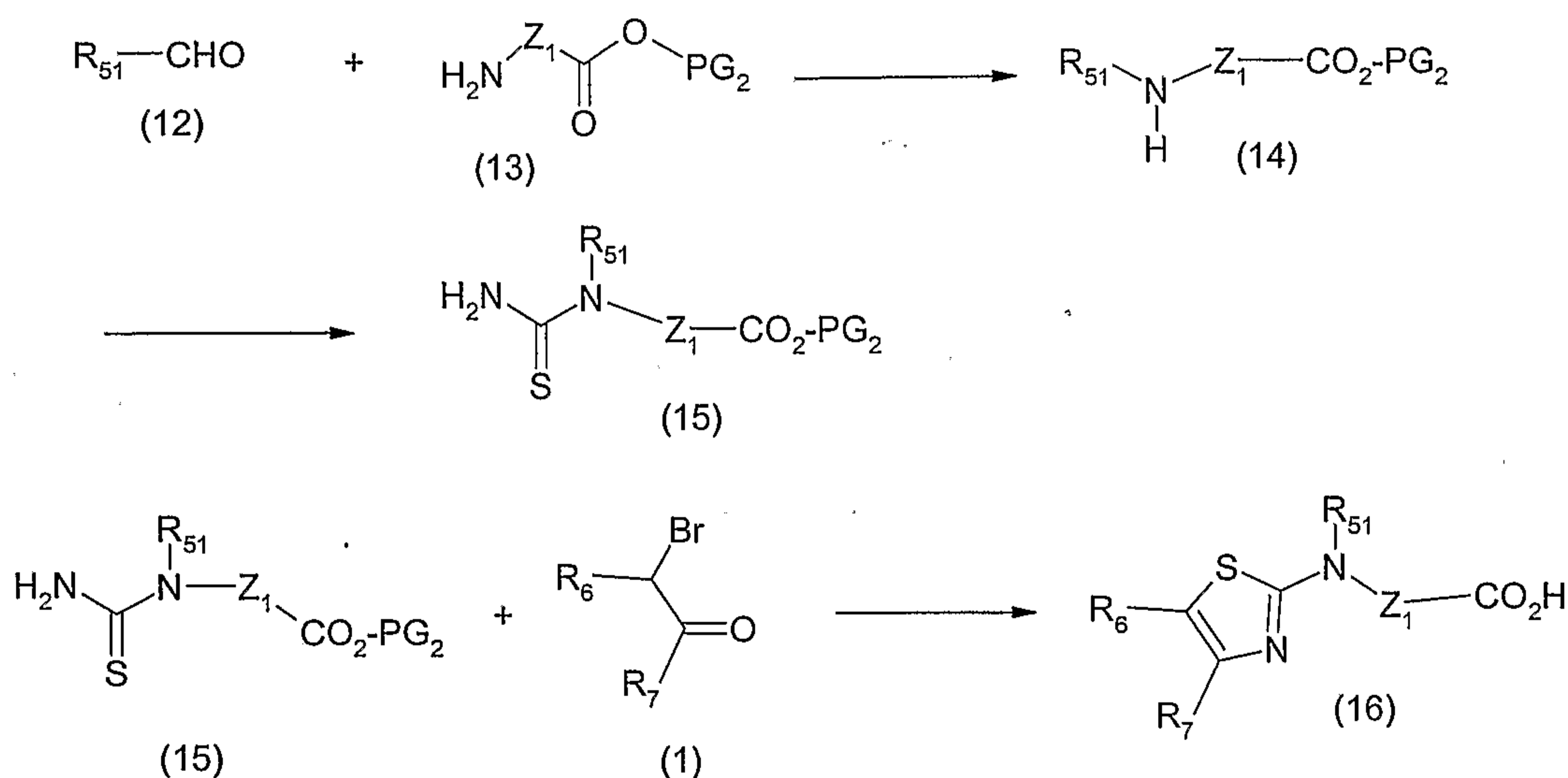
Scheme 4



10 In another embodiment (Scheme 5) the secondary amine (14) can be prepared by treating (13) with the aldehyde (12) in the presence of a reducing agent such as NaCNBH_3 or $\text{NaBH}(\text{OAc})_3$, in the presence or absence of an acid such as HCl or AcOH , in a solvent

15 such as THF or DCM or acetic acid. The resulting secondary amine (14) can be condensed with Fmoc-NCS as described previously to provide the thiourea derivative (15) after the Fmoc group is removed by treatment with Et_2NH or piperidine. The synthesis of the aminothiazole (16) can be accomplished as in Scheme 1, via thiourea condensation with the bromoketone and deprotection of the carboxyl protecting group PG_2 to afford (16). In this

Scheme 5

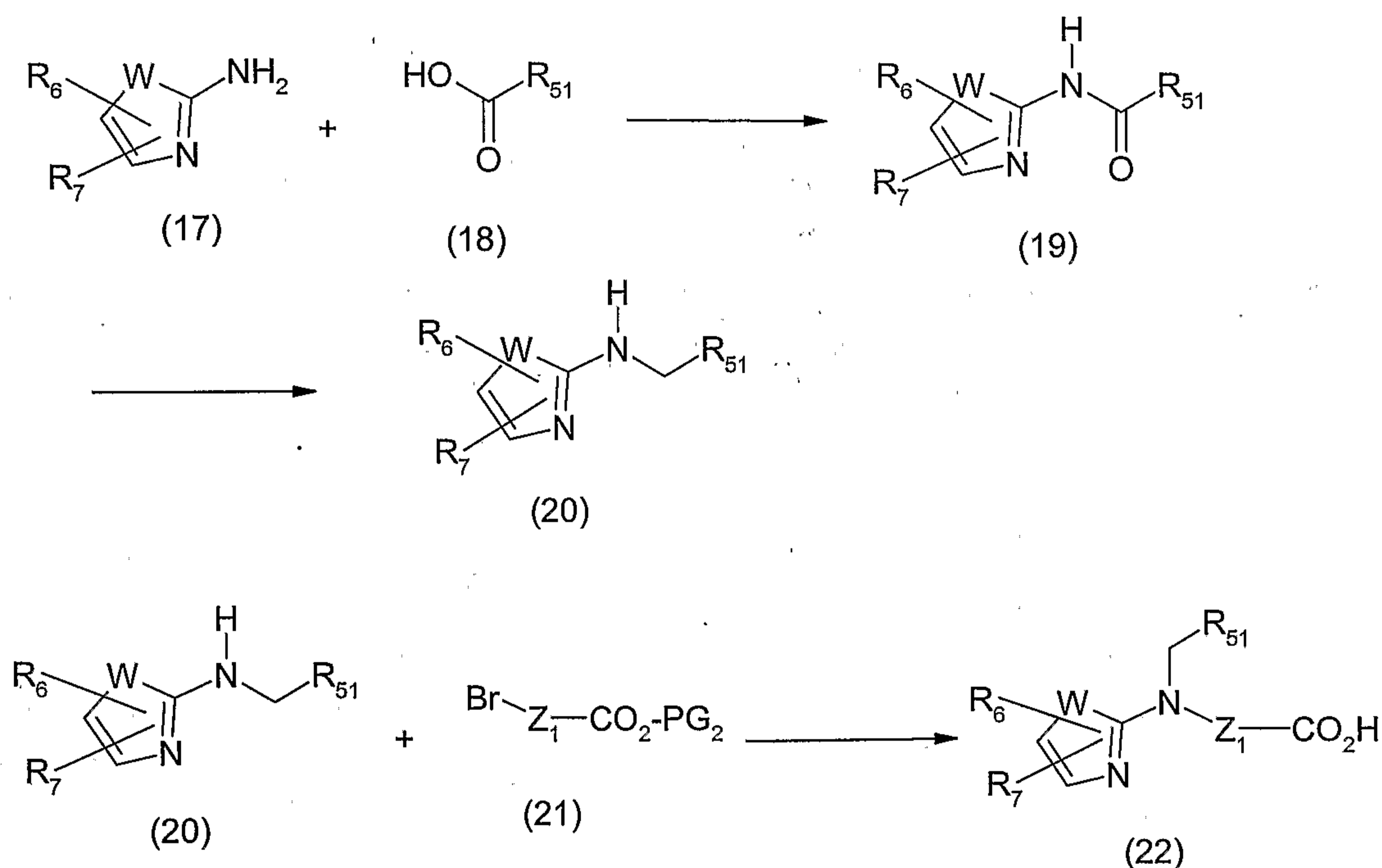


In Scheme 6, a modified route can be used to synthesize N-alkyl derivatives (22). In the event, the heteroaryl amine (17) can be acylated with the carboxylic acid (18) in the presence of a coupling agent such as EDC or TFFH, in the presence or absence of a base

such as NMM or DIEA, in a solvent such as DMF, THF, or DCM, to provide the amide (19). Reduction of the amide can be effected with BH_3 -THF to furnish the secondary amine (20). Lastly, N-alkylation of the heteroaryl amine (20) with (21) can be accomplished by treatment with NaH followed by reaction with a protected carboxyalkyl halide. Deprotection of the PG_2 protecting group may be accomplished as previously described where PG_2 is tert-butyl. Where PG_2 is lower alkyl such as but not limited to methyl or ethyl, aqueous LiOH or NaOH treatment in the presence or absence of an organic solvent such as methanol and/or THF, followed by mild neutralization, affords the carboxylic acid (22). In this scheme R_{51} may have the meaning set forth previously.

10

Scheme 6



In Scheme 7, a heteroaromatic or aromatic ortho-mercaptoamine (23) may be treated with the reagent (24) in a solvent such as DMF or THF, at a temperature of from 0 °C to 100 °C, to afford the fused aminothiazole moiety (25). Reagent (24) may be synthesized by condensation of the amine $\text{R}_2\text{-NH}_2$ with CS_2 , in a solvent such as THF or dioxane, in the presence or absence of a base such as sodium hydride or triethylamine, at a temperature of from 0 °C to 60 °C, followed by quenching with methyl iodide. The aminothiazole (25) may be employed in chemistry illustrated in the Schemes above to obtain compounds of Formula (I); for example, the chemistry illustrated in Scheme 6 may be utilized to arrive at the compound (26). In Scheme 7, R_{52} and R_{53} represent optional substituents as described for

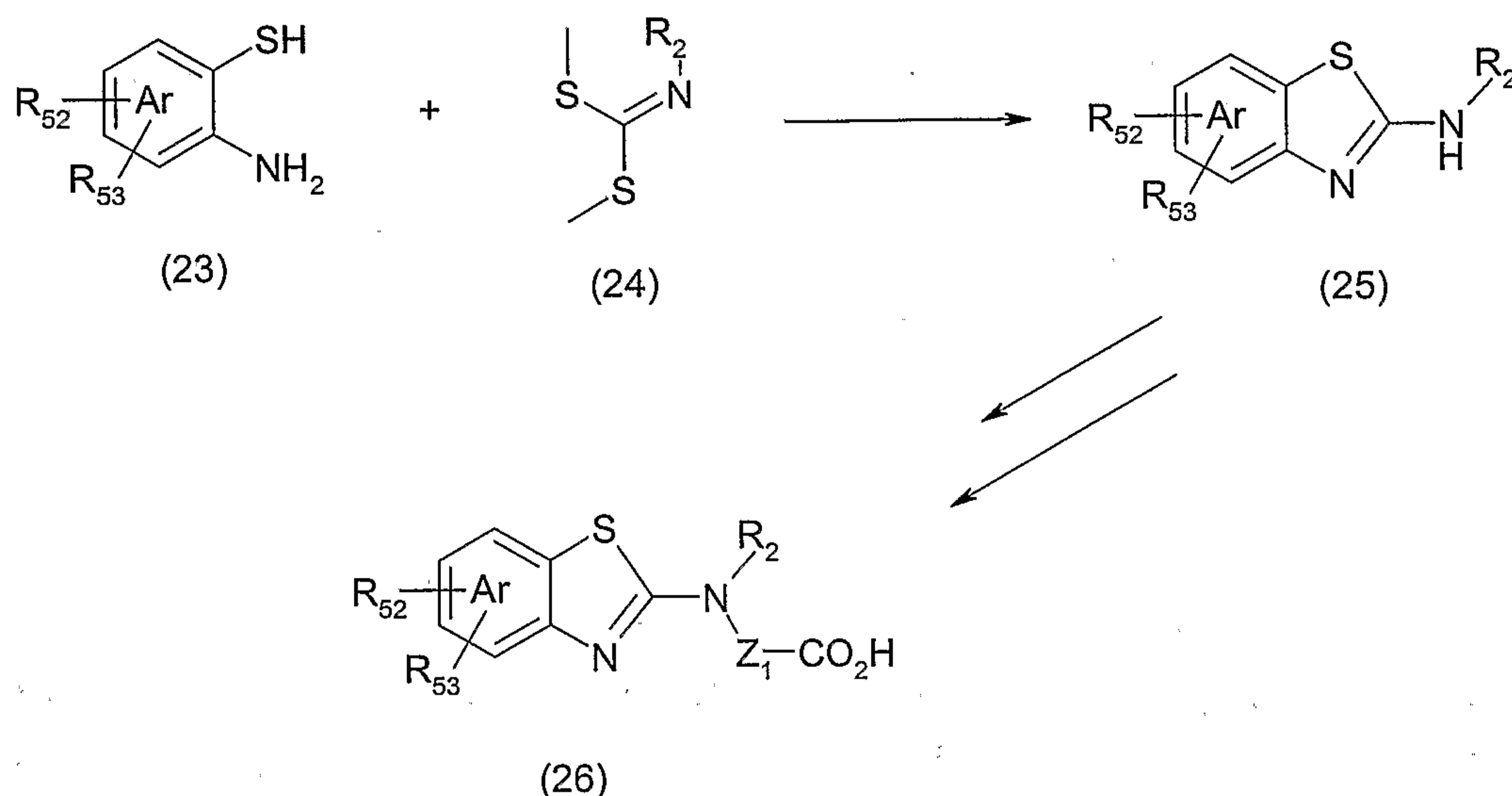
20

aromatic rings of the present compounds of Formula (I). Ar represents an optionally substituted aryl or heteroaryl ring system such as phenyl, pyridyl, pyrimidinyl, and the like.

Aminobenzothiazoles, such as compound (26) can also be prepared from the corresponding halobenzothiazoles and an appropriate amine. The reaction utilizes a metal catalyst such as, but not limited to, $\text{Pd}_2(\text{dba})_3$ with an appropriate ligand such as, but not limited to, xantphos, BINAP or dppf. The present reaction also uses a base such as, but not limited to, Cs_2CO_3 at a temperature ranging from 25°C to 120°C , in a solvent such as THF, dioxane or toluene. The resulting ester group can be hydrolyzed by using either acid using HCl in dioxane or basic conditions using NaOH to afford compound (26).

10

Scheme 7



15

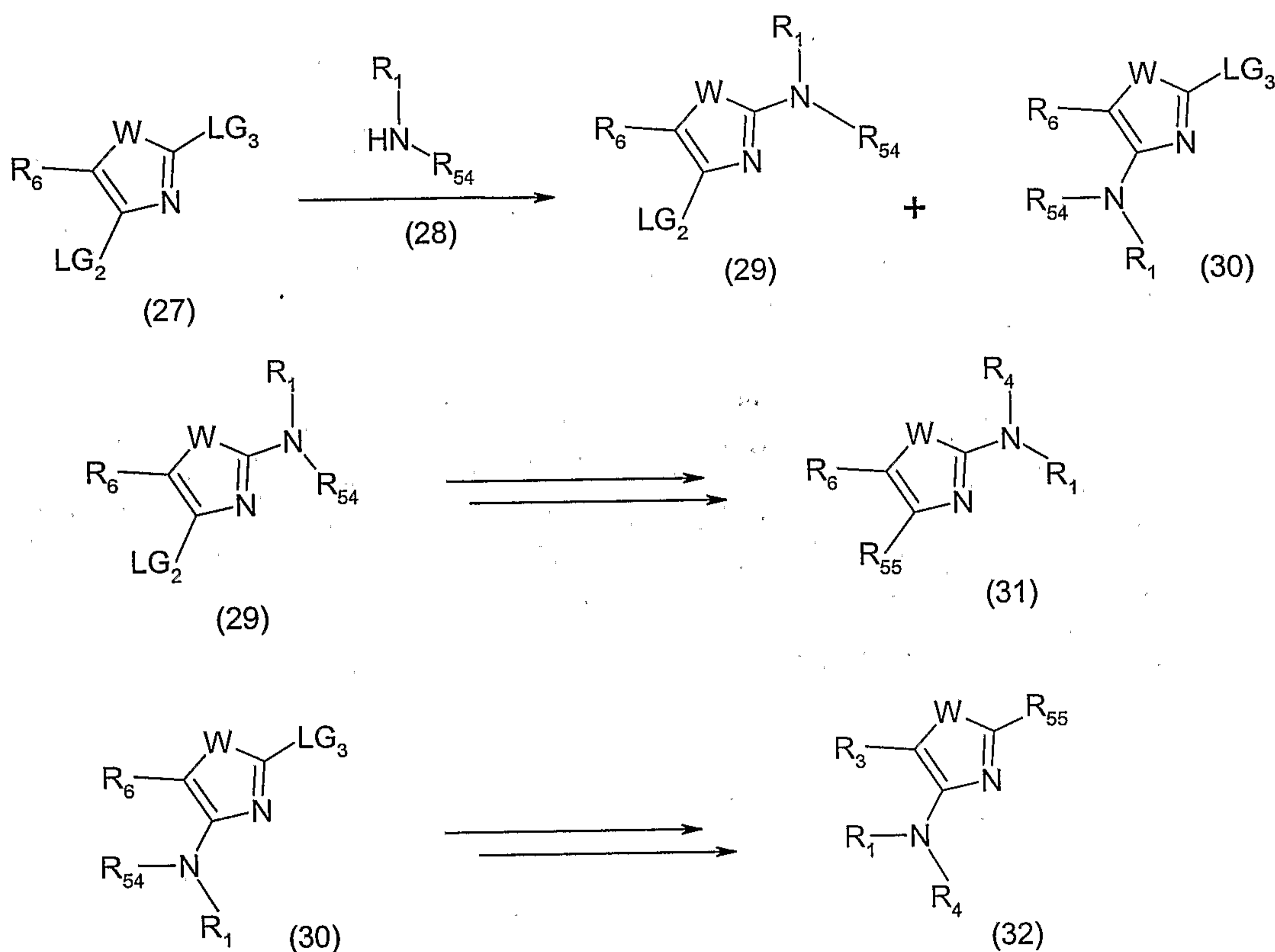
In Scheme 8, the intermediate (27) where LG_2 and LG_3 are bromide, chloride, or iodide may be treated with the amine (28) in a solvent such as THF or DMF at a temperature of from -20°C to 110°C , to obtain the possible products (29) and (30). (29) and (30) may be obtained as a mixture of products, or one product may dominate over the other, depending in the nature of the variables in (29), as well as the nature of R_{54} and R_1 . R_{54} may be defined as one of the variables R_4 , or R_{54} may be a protecting group PG_3 , preferably a protecting group that allows the nitrogen in (30) to be both nucleophilic and basic; for example, a benzyl or substituted benzyl group, such as 4-methoxybenzyl or 2,4-dimethoxybenzyl. The products (29) and (30) may be transformed to (31) and (32) via steps analogous to those performed in the above schemes. For example, the halogen groups LG_2 and LG_3 in (31) or (32) may be replaced with an aryl group by treatment of (29) or (30) with a boronic acid $\text{R}_{55}-\text{B}(\text{OH})_2$ in a solvent such as THF, DME, or toluene containing aqueous base such as sodium carbonate, in the presence of a metal catalyst such as $\text{Pd}(\text{PPh}_3)_4$, thermally at a temperature of from 25°C to 110°C or under microwave irradiation at a

25

temperature of from 120 °C -170 °C. Alternately, the products (29) or (30) may be deprotected; where R₅₄ is PG₃ and PG₃ is a substituted benzyl group such as 4-methoxybenzyl, treatment with a strong acid such as TFA affords the deprotected heteroaryl amine (31) where R₁ is H. Compound (31) where R₁ is H may be substituted according to previous Schemes to provide compounds where R₁ is as in the specification for Formula (I).

5

Scheme 8



10

The synthesis of a compound of formula (36) is outlined in Scheme 9. Aldehyde (33), where W is S, may be synthesized by a multistep procedure starting with condensation of ethyl thiooxalate and a α -bromoketone in a solvent such as but not limited to MeOH. The ester group could be reduced to the aldehyde by a two-step protocol; however, compounds of this nature can also be arrived at by a one-step reduction procedure. The two-step method entails reduction with a reagent such as but not limited to LAH or LiBH₄ to the alcohol, followed by oxidation employing a reagent such as but not limited to pyridinium dichromate or pyridinium chlorochromate in DCM, to the aldehyde (33). The ester group may also be converted to the aldehyde by treatment with a limiting molar amount of diisobutylaluminum hydride in a solvent such as ether, at a temperature of from -78 °C to 0 °C. Reductive amination of an amine by (33) can be accomplished as for similar operations

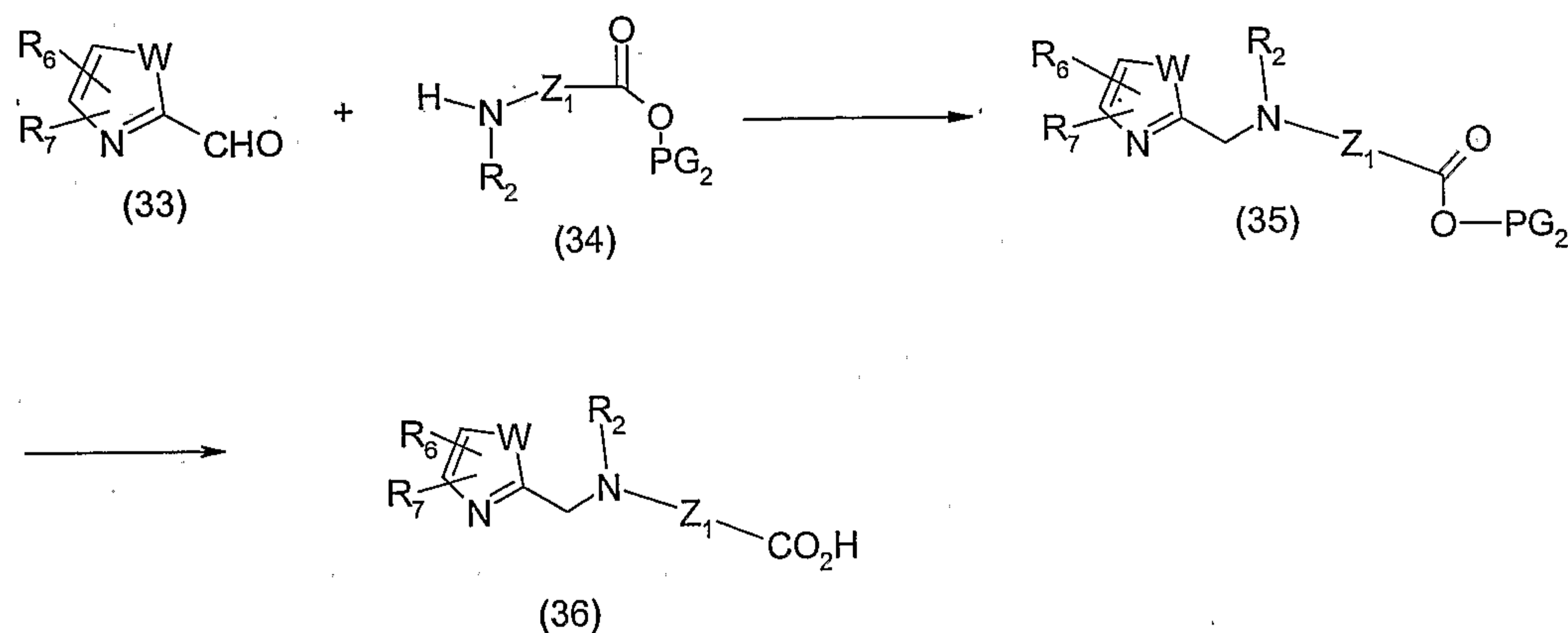
15

20

in Scheme 5 by combining the aldehyde (33) with an amine such as but not limited to (34), in a solvent such as but not limited to DCM, to afford (35). Removal of the protecting group PG₂, which in this case is a group such as tertiary butyl, may be accomplished by treatment of (35) with TFA or anhydrous HCl to afford (36).

5

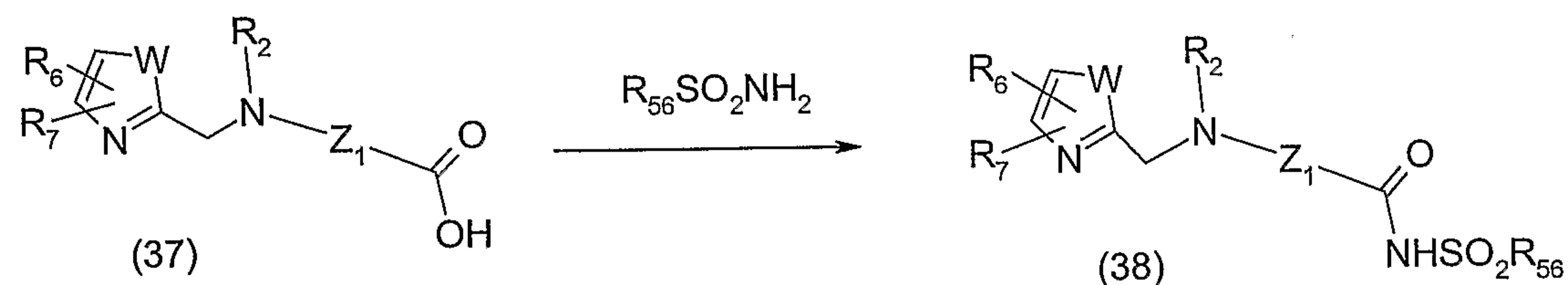
Scheme 9



Acyl sulfonamides (Scheme 10) can be prepared from a carboxylic acid such as (37) via activation of the acid with a reagent such as but not limited to CDI or EDC in a solvent such as but not limited to THF or DMF. Treatment of the activated carboxylic acid intermediate with a sulfonamide (R₅₆SO₂NH₂) in the presence of a base such as but not limited to DBU or DIEA affords the desired acyl sulfonamide (38). R₅₆ may be a group such as but not limited to alkyl, aryl, or alkylene-aryl.

15

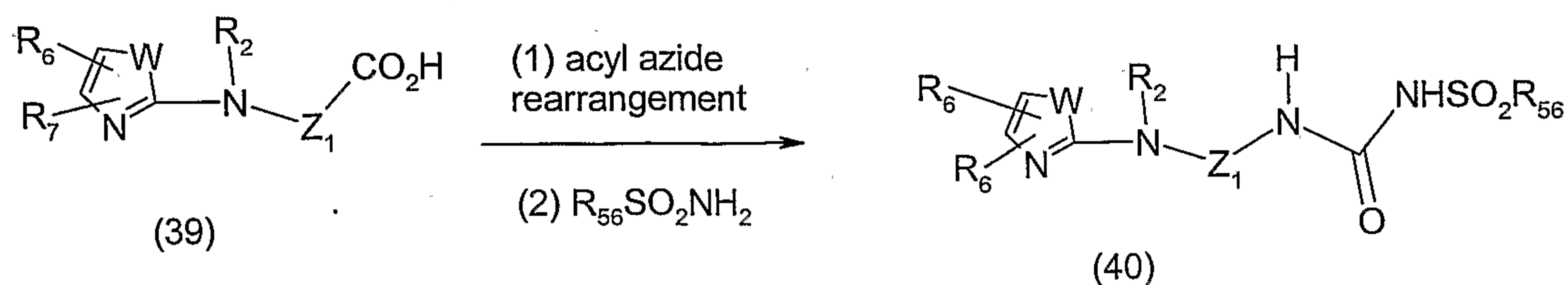
Scheme 10



N-sulfenyl ureas can be prepared (Scheme 11) from a carboxylic acid derivative such as (39) utilizing an acyl azide rearrangement performed by treatment of the acid (39) with a reagent such as but not limited to diphenylphosphoryl azide, in the presence of a weak base such as triethylamine, at a temperature of from -20 °C to 25 °C, followed by heating at a temperature of from 25 °C to 100 °C, followed by trapping with a sulfonamide (R₅₆SO₂NH₂) to afford the N-sulfenylurea (40). R₅₆ may be a group such as but not limited to alkyl, aryl, or alkylene-aryl.

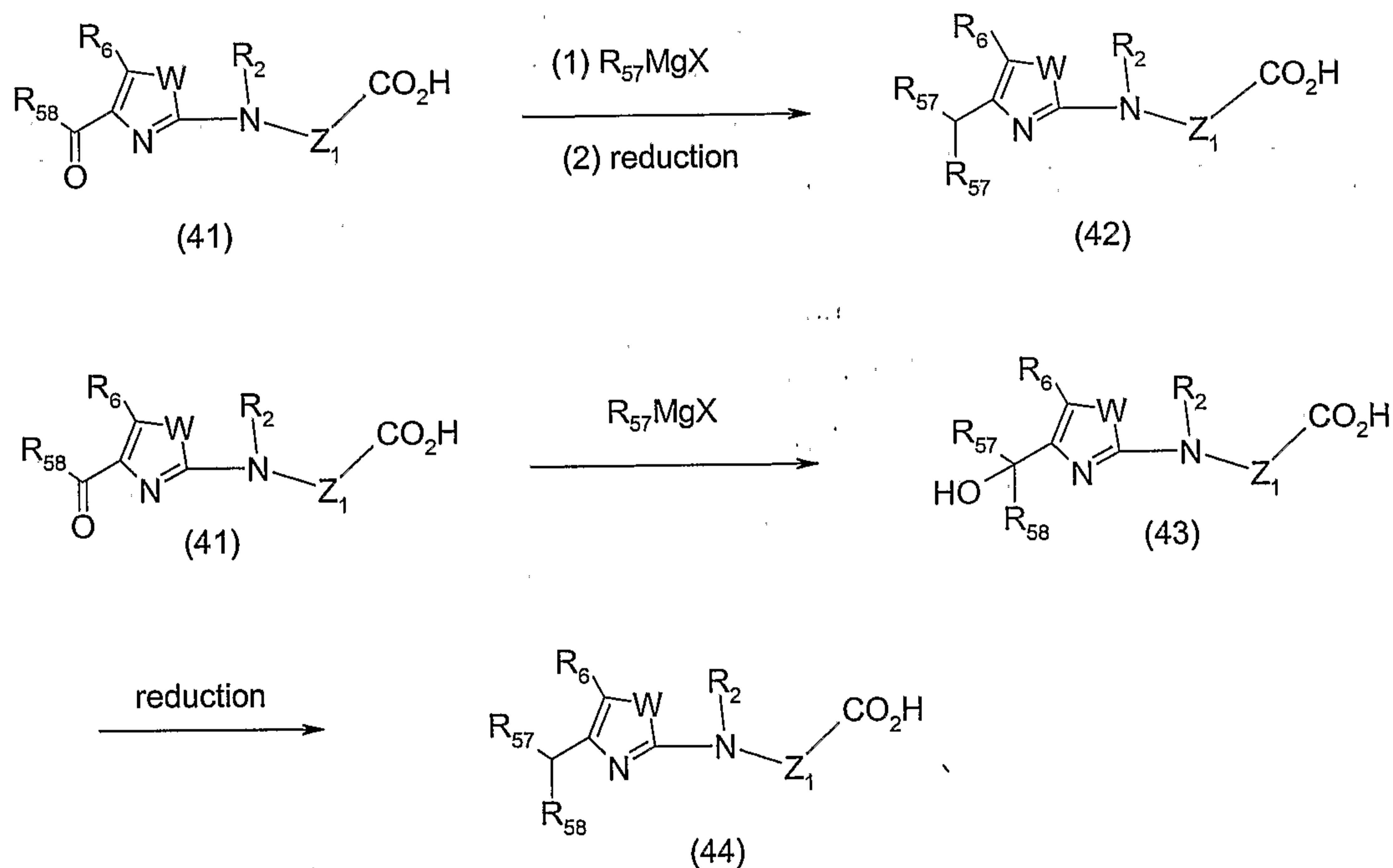
25

Scheme 11



Benzhydryl derivatives (Scheme 12) may be prepared by methods such as but not limited to thiazole ring synthesis ($W = S$) using either ethyl bromopyruvate or 3-bromo-1-phenyl-propane-1,2-dione and a thiourea or thioamide (as outlined in Scheme 1) in a solvent such as but not limited to MeOH. Where ethyl bromopyruvate is employed, R_{58} is $-OC_2H_5$, and treatment with at least 2 molar equivalents of an organometallic reagent such as an organomagnesium halide reagent $R_{57}MgX$ (X is Br, Cl, or I) in a solvent such as ether or THF, affords the benzhydryl intermediate. Reduction with a reagent such as triethylsilane in a solvent such as TFA or TFA/DCM mixture at a temperature of $-20\text{ }^\circ\text{C}$ to $25\text{ }^\circ\text{C}$ affords (42). Alternately, (41) where R_{58} is aryl or heteroaryl may be treated with one molar equivalent of a reagent such as an organomagnesium halide reagent $R_{57}MgX$ (X is Br, Cl, or I) in a solvent such as ether or THF to afford the benzhydryl adduct (43). This intermediate may be reduced as described above to afford (44). In this scheme R_{57} may be a group such as but not limited to aryl or heteroaryl.

Scheme 12



In the above schemes, "PG₁" represents an amino protecting group. The term "amino protecting group" as used herein refers to substituents of the amino group commonly employed to block or protect the amino functionality while reacting other functional groups on the compound. Examples of such amino-protecting groups include the formyl group, the trityl group, the phthalimido group, the trichloroacetyl group, the chloroacetyl, bromoacetyl and iodoacetyl groups, urethane-type blocking groups (PG₁ as used herein) such as benzyloxycarbonyl, 4-phenylbenzyloxycarbonyl, 2-methylbenzyloxycarbonyl, 4-methoxybenzyloxycarbonyl, 4-fluorobenzyloxycarbonyl, 4-chlorobenzyloxycarbonyl, 3-chlorobenzyloxycarbonyl, 2-chlorobenzyloxycarbonyl, 2,4-dichlorobenzyloxycarbonyl, 4-bromobenzyloxycarbonyl, 3-bromobenzyloxycarbonyl, 4-nitrobenzyloxycarbonyl, 4-cyanobenzyloxy-carbonyl, 2-(4-xenyl)iso-propoxycarbonyl, 1,1-diphenyleth-1-yloxycarbonyl, 1,1-diphenylprop-1-yloxycarbonyl, 2-phenylprop-2-yloxycarbonyl, 2-(p-toluyl)prop-2-yloxycarbonyl, cyclopentanyloxycarbonyl, 1-methylcyclopentanyloxycarbonyl, cyclohexanyloxycarbonyl, 1-methylcyclohexanyloxycarbonyl, 2-methylcyclohexanyloxycarbonyl, 2-(4-toluylsulfonyl)ethoxycarbonyl, 2(methylsulfonyl)ethoxycarbonyl, 2-(triphenylphosphino)ethoxycarbonyl, 9-fluorenylmethoxycarbonyl ("Fmoc"), t-butoxycarbonyl ("BOC"), 2-(trimethylsilyl)ethoxycarbonyl, allyloxycarbonyl, 1-(trimethylsilylmethyl)prop-1-enyloxycarbonyl, 5-benzisoxalylmethoxycarbonyl, 4-acetoxybenzyloxycarbonyl, 2,2,2-trichloroethoxycarbonyl, 2-ethynyl-2-propoxycarbonyl, cyclopropylmethoxycarbonyl, 4-(decyloxy)benzyloxycarbonyl, isobornyloxycarbonyl, 1-piperidyloxycarbonyl and the like; the benzoylmethylsulfonyl group, the 2-(nitro)phenylsulfonyl group, the diphenylphosphine oxide group and like amino-protecting groups. The species of amino-protecting group employed is not critical so long as the derivatized amino group is stable to the condition of subsequent reaction(s) on other positions of the compound of Formula (I) and can be removed at the desired point without disrupting the remainder of the molecule. Preferred amino-protecting groups are the allyloxycarbonyl, the t-butoxycarbonyl, 9-fluorenylmethoxycarbonyl, and the trityl groups. Similar amino-protecting groups used in the cephalosporin, penicillin and peptide art are also embraced by the above terms. Further examples of groups referred to by the above terms are described by J. W. Barton, "Protective Groups In Organic Chemistry", J. G. W. McOmie, Ed., Plenum Press, New York, N.Y., 1973, Chapter 2, and T. W. Greene, "Protective Groups in Organic Synthesis", John Wiley and Sons, New York, N.Y., 1981, Chapter 7. The related term "protected amino" defines an amino group substituted with an amino-protecting group discussed above.

In the above schemes, "PG₂" represents carboxyl protecting group. The term "carboxyl protecting group" as used herein refers to substituents of the carboxyl group commonly employed to block or protect the -OH functionality while reacting other functional

groups on the compound. Examples of such alcohol -protecting groups include the 2-tetrahydropyranyl group, 2-ethoxyethyl group, the trityl group, the methyl group, the ethyl group, the allyl group, the trimethylsilylethoxymethyl group, the 2,2,2-trichloroethyl group, the benzyl group, and the trialkylsilyl group, examples of such being trimethylsilyl, tert-butyl dimethylsilyl, phenyldimethylsilyl, triisopropylsilyl and hexyldimethylsilyl. The choice of carboxyl protecting group employed is not critical so long as the derivatized alcohol group is stable to the condition of subsequent reaction(s) on other positions of the compound of the formulae and can be removed at the desired point without disrupting the remainder of the molecule. Further examples of groups referred to by the above terms are described by J. W. Barton, "Protective Groups In Organic Chemistry", J. G. W. McOmie, Ed., Plenum Press, New York, N.Y., 1973, and T. W. Greene, "Protective Groups in Organic Synthesis", John Wiley and Sons, New York, N.Y., 1981. The related term "protected carboxyl" defines a carboxyl group substituted with a carboxyl -protecting group as discussed above.

The compounds of the present invention may be useful for the treatment of bulimia and obesity including associated dyslipidemia and other obesity- and overweight-related complications such as, for example, cholesterol gallstones, cancer (e.g., colon, rectum, prostate, breast, ovary, endometrium, cervix, gallbladder, and bile duct), menstrual abnormalities, infertility, polycystic ovaries, osteoarthritis, and sleep apnea, as well as for a number of other pharmaceutical uses associated therewith, such as the regulation of appetite and food intake, dyslipidemia, hypertriglyceridemia, Syndrome X, type II diabetes (non-insulin-dependent diabetes), atherosclerotic diseases such as heart failure, hyperlipidemia, hypercholesteremia, low HDL levels, hypertension, cardiovascular disease (including atherosclerosis, coronary heart disease, coronary artery disease, and hypertension), cerebrovascular disease and peripheral vessel disease. The compounds of the present invention may also be useful for treating physiological disorders related to, for example, regulation of insulin sensitivity, inflammatory response, plasma triglycerides, HDL, LDL, and cholesterol levels and the like. The compounds of the present invention may also be useful for treating female sexual dysfunction, male sexual dysfunction, and erectile dysfunction. These conditions may be treated by modulating the functional interaction of AgRP on a melanocortin receptor.

Thus in another aspect, the present invention provides pharmaceutical compositions and methods of treatment.

In an embodiment, the pharmaceutical compositions containing a compound of Formula (I) of the present invention may be in a form suitable for oral use, for example, as tablets, troches, lozenges, aqueous, or oily suspensions, dispersible powders or granules, emulsions, hard or soft capsules, or syrups or elixirs. Compositions intended for oral use may be prepared according to any known method, and such compositions may contain one

or more agents selected from the group consisting of sweetening agents, flavoring agents, coloring agents, and preserving agents in order to provide pharmaceutically elegant and palatable preparations. Tablets may contain the active ingredient in admixture with non-toxic pharmaceutically-acceptable excipients which are suitable for the manufacture of tablets.

5 These excipients may be for example, inert diluents, such as calcium carbonate, sodium carbonate, lactose, calcium phosphate or sodium phosphate; granulating and disintegrating agents, for example corn starch or alginic acid; binding agents, for example, starch, gelatin or acacia; and lubricating agents, for example magnesium stearate, stearic acid or talc. The tablets may be uncoated or they may be coated by known techniques to delay disintegration and absorption in the gastrointestinal tract and thereby provide a sustained action over a
10 longer period. For example, a time delay material such as glyceryl monostearate or glyceryl distearate may be employed. They may also be coated by the techniques described in U.S. Patent Nos. 4,356,108; 4,166,452; and 4,265,874, incorporated herein by reference, to form osmotic therapeutic tablets for controlled release.

15 In another embodiment, formulations for oral use may also be presented as hard gelatin capsules where the active ingredient is mixed with an inert solid diluent, for example, calcium carbonate, calcium phosphate or kaolin, or a soft gelatin capsules wherein the active ingredient is mixed with water or an oil medium, for example peanut oil, liquid paraffin, or olive oil.

20 In another embodiment, the composition may comprise an aqueous suspension. Aqueous suspensions may contain the active compounds in an admixture with excipients suitable for the manufacture of aqueous suspensions. Such excipients are suspending agents, for example sodium carboxymethylcellulose, methylcellulose, hydroxypropylmethylcellulose, sodium alginate, polyvinylpyrrolidone, gum tragacanth and
25 gum acacia; dispersing or wetting agents may be a naturally-occurring phosphatide such as lecithin, or condensation products of an alkylene oxide with fatty acids, for example polyoxyethylene stearate, or condensation products of ethylene oxide with long chain aliphatic alcohols, for example, heptadecaethyl-eneoxycetanol, or condensation products of ethylene oxide with partial esters derived from fatty acids and a hexitol such as
30 polyoxyethylene sorbitol monooleate, or condensation products of ethylene oxide with partial esters derived from fatty acids and hexitol anhydrides, for example polyethylene sorbitan monooleate. The aqueous suspensions may also contain one or more coloring agents, one or more flavoring agents, and one or more sweetening agents, such as sucrose or saccharin.

35 Also, oily suspensions may be formulated by suspending the active ingredient in a vegetable oil, for example arachis oil, olive oil, sesame oil or coconut oil, or in a mineral oil such as a liquid paraffin. The oily suspensions may contain a thickening agent, for example

beeswax, hard paraffin or cetyl alcohol. Sweetening agents such as those set forth above, and flavoring agents may be added to provide a palatable oral preparation. These compositions may be preserved by the addition of an anti-oxidant such as ascorbic acid.

5 Dispersible powders and granules suitable for preparation of an aqueous suspension by the addition of water provide the active compound in admixture with a dispersing or wetting agent, suspending agent and one or more preservatives. Suitable dispersing or wetting agents and suspending agents are exemplified by those already mentioned above. Additional excipients, for example, sweetening, flavoring, and coloring agents may also be present.

10 The pharmaceutical compositions of the invention may also be in the form of oil-in-water emulsions. The oily phase may be a vegetable oil, for example, olive oil or arachis oil, or a mineral oil, for example a liquid paraffin, or a mixture thereof. Suitable emulsifying agents may be naturally-occurring gums, for example gum acacia or gum tragacanth, naturally-occurring phosphatides, for example soy bean, lecithin, and esters or partial esters
15 derived from fatty acids and hexitol anhydrides, for example sorbitan monooleate, and condensation products of said partial esters with ethylene oxide, for example polyoxyethylene sorbitan monooleate. The emulsions may also contain sweetening and flavoring agents.

In another embodiment, the compositions of the present invention may comprise a
20 syrup or elixir. Syrups and elixirs may be formulated with sweetening agents, for example glycerol, propylene glycol, sorbitol or sucrose. Such formulations may also contain a demulcent, a preservative and flavoring and coloring agents. The pharmaceutical compositions may be in the form of a sterile injectible aqueous or oleaginous suspension. This suspension may be formulated according to the known methods using suitable
25 dispersing or wetting agents and suspending agents described above. The sterile injectible preparation may also be a sterile injectible solution or suspension in a non-toxic parenterally-acceptable diluent or solvent, for example as a solution in 1,3-butanediol. Among the acceptable vehicles and solvents that may be employed are water, Ringer's solution, and isotonic sodium chloride solution. In addition, sterile, fixed oils are conveniently
30 employed as solvent or suspending medium. For this purpose, any bland fixed oil may be employed using synthetic mono- or diglycerides. In addition, fatty acids such as oleic acid find use in the preparation of injectables.

The compositions of the present invention may also be in the form of suppositories for rectal administration of the compounds of the invention. These compositions can be
35 prepared by mixing the drug with a suitable non-irritating excipient which is solid at ordinary temperatures but liquid at the rectal temperature and will thus melt in the rectum to release the drug. Such materials include cocoa butter and polyethylene glycols, for example.

In an embodiment, for topical use, creams, ointments, jellies, solutions of suspensions, etc., containing the compounds of the invention may be employed. For the purpose of this application, topical applications shall include mouth washes and gargles.

In an embodiment, the compounds of the present invention may also be administered
5 in the form of liposome delivery systems, such as small unilamellar vesicles, large unilamellar vesicles, and multilamellar vesicles. Liposomes may be formed from a variety of phospholipids, such as cholesterol, stearylamine, or phosphatidylcholines.

Also provided by the present invention are prodrugs of the invention.

Pharmaceutically-acceptable salts of the compounds of the present invention, where
10 a basic or acidic group is present in the structure, are also included within the scope of the invention. The term "pharmaceutically acceptable salts" refers to non-toxic salts of the compounds of this invention which are generally prepared by reacting the free base with a suitable organic or inorganic acid or by reacting the acid with a suitable organic or inorganic base. Representative salts include the following salts: Acetate, Benzenesulfonate,
15 Benzoate, Bicarbonate, Bisulfate, Bitartrate, Borate, Bromide, Calcium Edetate, Camsylate, Carbonate, Chloride, Clavulanate, Citrate, Dihydrochloride, Edetate, Edisylate, Estolate, Esylate, Fumarate, Gluceptate, Gluconate, Glutamate, Glycolylarsanilate, Hexylresorcinate, Hydrabamine, Hydrobromide, Hydrochloride, Hydroxynaphthoate, Iodide, Isethionate, Lactate, Lactobionate, Laurate, Malate, Maleate, Mandelate, Mesylate, Methylbromide, Methylnitrate,
20 Methylsulfate, Monopotassium Maleate, Mucate, Napsylate, Nitrate, N-methylglucamine, Oxalate, Pamoate (Embonate), Palmitate, Pantothenate, Phosphate/diphosphate, Polygalacturonate, Potassium, Salicylate, Sodium, Stearate, Subacetate, Succinate, Tannate, Tartrate, Teoclate, Tosylate, Triethiodide, Trimethylammonium and Valerate. When an acidic substituent is present, such as -COOH, there can be formed the ammonium,
25 morpholinium, sodium, potassium, barium, calcium salt, and the like, for use as the dosage form. When a basic group is present, such as amino or a basic heteroaryl radical, such as pyridyl, an acidic salt, such as hydrochloride, hydrobromide, phosphate, sulfate, trifluoroacetate, trichloroacetate, acetate, oxlate, maleate, pyruvate, malonate, succinate, citrate, tartarate, fumarate, mandelate, benzoate, cinnamate, methanesulfonate,
30 ethanesulfonate, picrate and the like, and include acids related to the pharmaceutically-acceptable salts listed in the Journal of Pharmaceutical Science, 66, 2 (1977) p. 1-19. In an embodiment, the present invention provides a pharmaceutical formulation comprising a hydrochloric acidic salt of a compound of Formula (I). In another embodiment, the present invention provides a pharmaceutical formulation comprising a sodium salt of a compound of
35 Formula (I).

Other salts which are not pharmaceutically acceptable may be useful in the preparation of compounds of the invention and these form a further aspect of the invention.

In addition, some of the compounds of the present invention may form solvates with water or common organic solvents. Such solvates are also encompassed within the scope of the invention.

5 Thus, in a further embodiment, there is provided a pharmaceutical composition comprising a compound of the present invention, or a pharmaceutically acceptable salt, solvate, or prodrug thereof, and one or more pharmaceutically acceptable carriers, excipients, or diluents.

10 In another embodiment, the present invention provides a pharmaceutical composition comprising a therapeutically effective amount of a compound of Formula (I), or a pharmaceutically acceptable salt, in combination with a pharmaceutically acceptable carrier and one or more hypoglycemic agents. Hypoglycemic agents may include, but are not limited to, insulin or insulin mimetics; biguanidines such as metformin or buformin; PTP-1B inhibitors; PPAR-gamma agonists; sulfonylureas such as acetohexamide, chlorpropamide, tolazamide, tolbutamide, glyburide, glipizide, glyciazine; or any other insulin secretagogue
15 such as, for example, repaglinide and nateglinide; or α -glycosidase inhibitors such as acarbose, voglibose, or miglitol; or β_3 -adrenoceptor agonists.

In another embodiment, the present invention provides a pharmaceutical composition comprising a therapeutically effective amount of a compound of Formula (I), or a pharmaceutically acceptable salt or ester thereof, in combination with a pharmaceutically
20 acceptable carrier and HMG Co-A reductase inhibitors (statins), bile acid sequestrants, fibrates such as fenofibrate, cholesterol lowering agents, inhibitors of cholesterol absorption such as ACAT inhibitors, bile acid transport inhibitors, CETP inhibitors, or other antihyperlipidemic agents to improve the lipid profile of a subject.

25 In another embodiment, the present invention provides a pharmaceutical composition comprising a therapeutically effective amount of a compound of Formula (I), or a pharmaceutically acceptable salt or ester thereof, in combination with a pharmaceutically acceptable carrier and one or more agents selected from the group consisting of agents that modulate thermogenesis, lipolysis, gut motility, fat absorption, and satiety.

30 In another embodiment, the present invention provides a pharmaceutical composition comprising a therapeutically effective amount of a compound of Formula (I), or a pharmaceutically acceptable salt or ester thereof, in combination with a pharmaceutically acceptable carrier and one or more agents selected from the group consisting of agents that regulate hypertension (e.g., inhibitors of angiotension converting enzyme (ACE), β -blockers, calcium channel blockers).

35 In another embodiment, the present invention provides a pharmaceutical composition comprising a therapeutically effective amount of a compound of Formula (I), or a pharmaceutically acceptable salt or ester thereof, in combination with a pharmaceutically

acceptable carrier and one or more agents such as; but not limited to, antiobesity agents such as fenfluramine, dexfenfluramine, sibutramine, orlistat, or β_3 adrenoceptor agonists; feeding behavior modifying agents such as neuropeptide Y receptor antagonists, including those that antagonize the neuropeptide Y5 receptor; α -MSH, α -MSH mimetics, or α -MSH derived peptides; MC-4R agonists or partial agonists such as, but not limited to, those disclosed in US Patent No. 6,350,760; MC-3R agonists; glucokinase activators; PPAR- δ agonists; PPAR- α /PPAR- γ agonists; PPAR- α /PPAR- γ /PPAR- δ agonists; PPAR- γ /PPAR- δ agonists; and agents useful in treatment of male and/or female sexual dysfunction, such as type V phosphodiesterase inhibitors such as sildenafil or tendamifil, dopamine agonists, or α_2 -adrenoceptor antagonists.

In another embodiment, the present invention provides a pharmaceutical composition comprising a compound of Formula (I), wherein the amount of the compound of Formula (I) is an amount sufficient to inhibit the function of AgRP at a melanocortin receptor. In an embodiment, the melanocortin receptor is MC-4R. In another embodiment, the melanocortin receptor is MC-3R.

The term "treatment" or "treating" as used herein, refers to the full spectrum of treatments for a given disorder from which the patient is suffering, including alleviation of one, most of all symptoms resulting from that disorder, to an outright cure for the particular disorder or prevention of the onset of the disorder. For example, within the context of obesity, successful treatment may include an alleviation of symptoms or halting progression of the disease, as measured by reduction in body weight, or a reduction in amount of food or energy intake. Treatment of type I or type II diabetes may include an alleviation of symptoms or halting progression of the disease, as measured by a decrease in serum glucose or insulin levels in, for example, hyperinsulinic or hyperglycemic subjects.

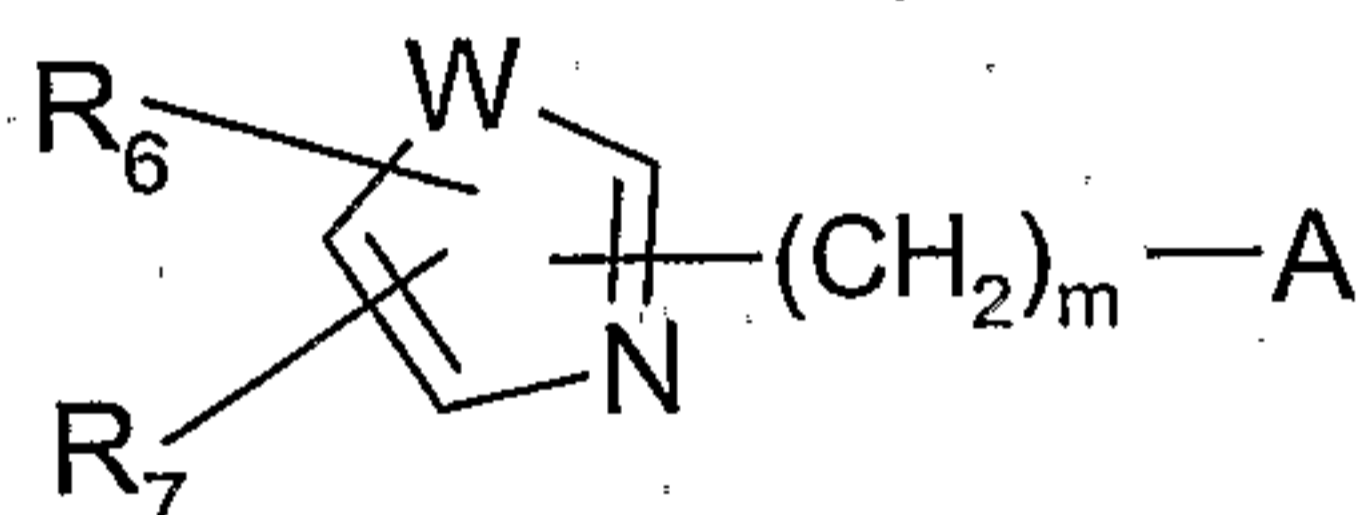
The term "pharmacologically effective amount" shall mean that amount of a drug or pharmaceutical agent that will elicit the biological or medical response of a tissue, animal or human that is being sought by a researcher or clinician. A pharmacologically effective amount includes those amounts of the compounds of Formula (I) that detectably inhibits the function of AgRP at a melanocortin receptor, for example, by the assay described below, or any other assay known or prepared by one skilled in the art. A pharmacologically effective amount can be a therapeutically effective amount.

The term "therapeutically effective amount" shall mean that amount of a drug or pharmaceutical agent that will elicit the therapeutic response of a subject that is being sought. For example, a therapeutically effective amount includes those amounts that may alleviate symptoms of a melanocortin receptor disorder, those amounts that may prevent weight gain in a subject, and those amounts that may induce weight loss in a subject.

A melanocortin receptor disorder, or a melanocortin receptor mediated disease, which may be treated by the methods provided herein, include, but are not limited to, any biological disorder or disease in which a melanocortin receptor is implicated, or which inhibition of a melanocortin receptor potentiates a biochemical pathway that is defective in the disorder or disease state. Factors which may influence what constitutes a therapeutically effective amount may depend upon the size and weight of the subject, the biodegradability of the therapeutic agent, the activity of the therapeutic agent, as well as its bioavailability.

As used herein, "a subject" includes mammalian subjects such as, but not limited to, humans. In an embodiment, a subject is one who either suffers from one or more of the aforesaid diseases, disease states, or conditions, or are at risk for such. Accordingly, in the context of the therapeutic method of the invention, this method also is comprised of a method for treating a mammalian subject prophylactically, or prior to the onset of diagnosis such disease(s), disease state(s), or conditions.

In another aspect, the present invention provides a method of treatment comprising administering to a subject a compound of Formula (I)

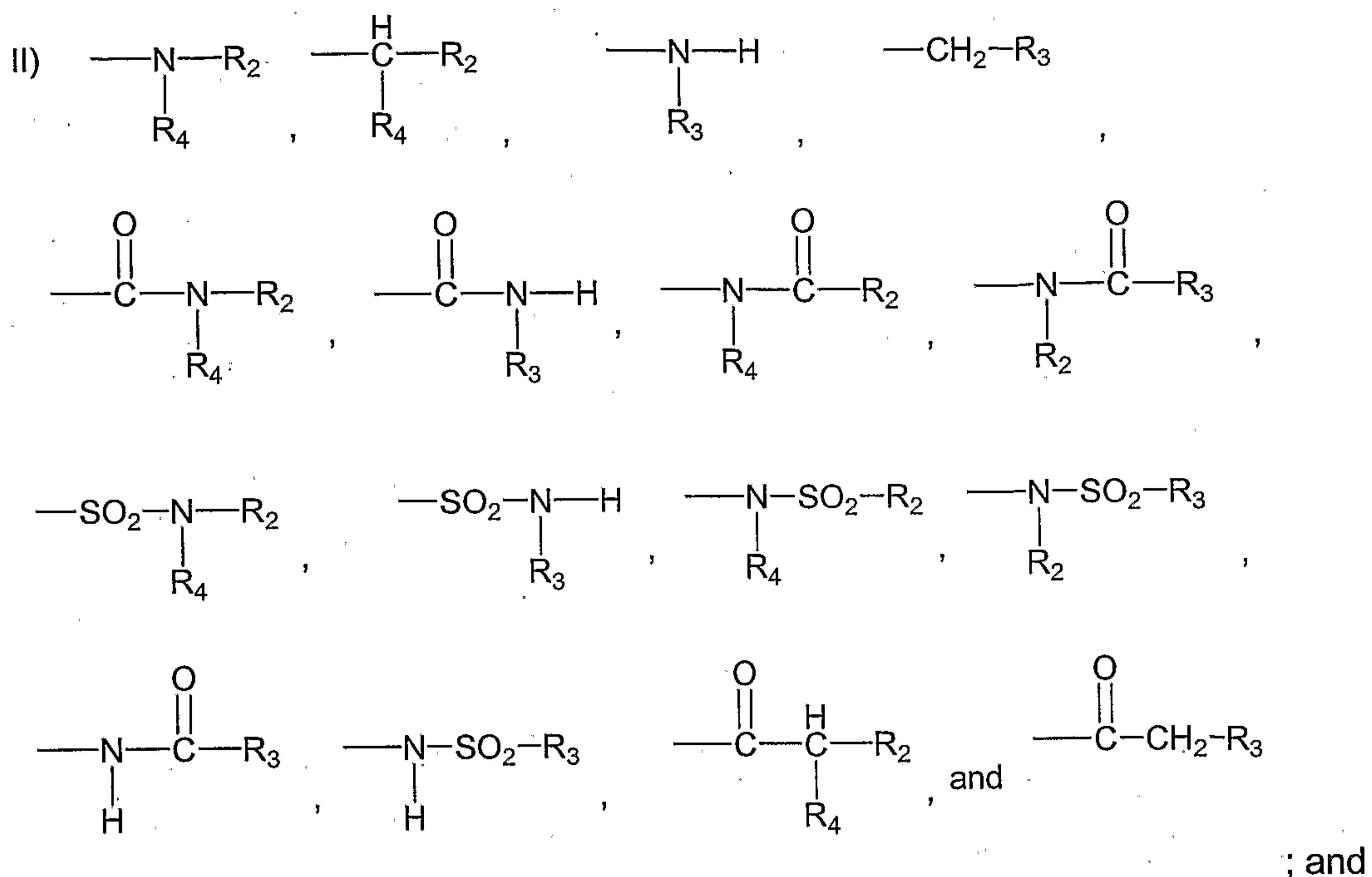


(I)

wherein

m is equal to 0, 1, or 2;

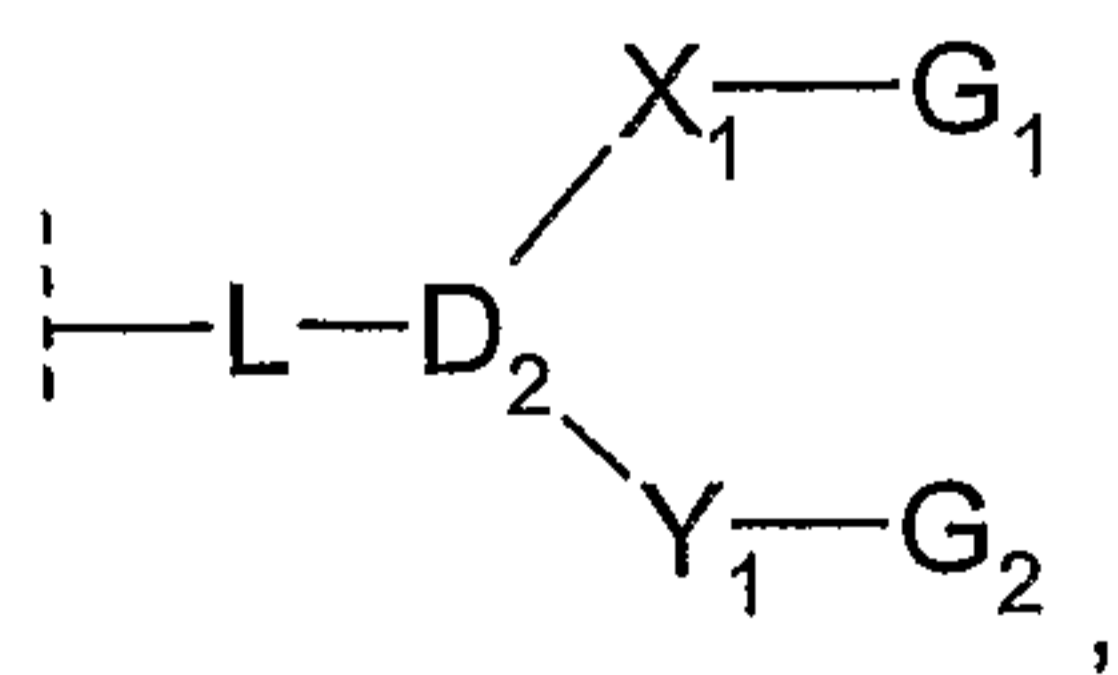
A is selected from the group consisting of:



III) -K;

R₂ is selected from the group consisting of:

- 5 a) -L-D₁-G₁;
 b) -L-D₁-alkyl;
 c) -L-D₁-aryl;
 d) -L-D₁-heteroaryl;
 e) -L-D₁-cycloalkyl;
 10 f) -L-D₁-heterocyclyl;
 g) -L-D₁-arylene-alkyl;
 h) -L-D₁-alkylene-arylene-alkyl;
 i) -L-D₁-alkylene-aryl;
 j) -L-D₁-alkylene-G₁;
 15 k) -L-D₁-heteroarylene-G₁;
 l) -L-D₁-cycloalkylene-G₁;
 m) -L-D₁-heterocyclylene-G₁;



o) -L-D₁-arylene-G₁;

20 p) -L-D₁-arylene-alkylene-G₁;

- q) -L-D₁-alkylene-arylene-alkylene-G₁; and
 r) -L-D₁-alkylene-arylene-G₁;

R₃ is selected from the group consisting of:

- 5 a) -alkyl;
 b) -L-D₁-H;
 c) -L-D₁-alkyl;
 d) -L-D₁-aryl;
 e) -L-D₁-heteroaryl;
 10 f) -L-D₁-alkylene-heteroaryl;
 g) -L-D₁-cycloalkyl;
 h) -L-D₁-heterocyclyl;
 i) -L-D₁-arylene-alkyl;
 j) -L-D₁-alkylene-arylene-alkyl;
 15 k) -L-D₁-alkylene-aryl; and
 l) -L-D₁-arylene-aryl;

R₄ is selected from the group consisting of:

- 20 a) -hydrogen;
 b) -alkyl;
 c) -L-D₁-H;
 d) -L-D₁-alkyl;
 e) -L-D₁-aryl;
 f) -L-D₁-heteroaryl;
 25 g) -L-D₁-alkylene-heteroaryl;
 h) -L-D₁-cycloalkyl;
 i) -L-D₁-heterocyclyl;
 j) -L-D₁-arylene-alkyl;
 k) -L-D₁-alkylene-arylene-alkyl;
 30 l) -L-D₁-alkylene-aryl; and
 m) -L-D₁-arylene-aryl;

R₆ and R₇ are independently selected from the group consisting of:

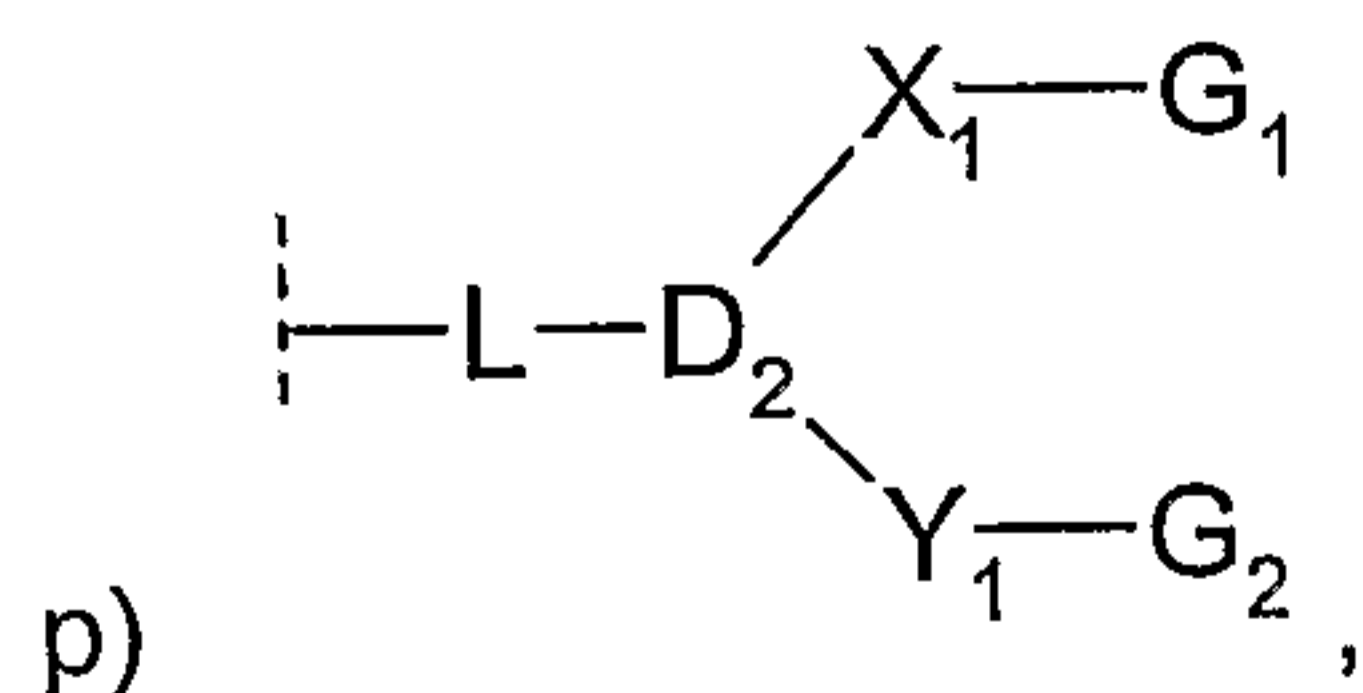
- 35 a) -hydrogen;
 b) -halo;
 c) -alkyl;
 d) -L-D₁-H;

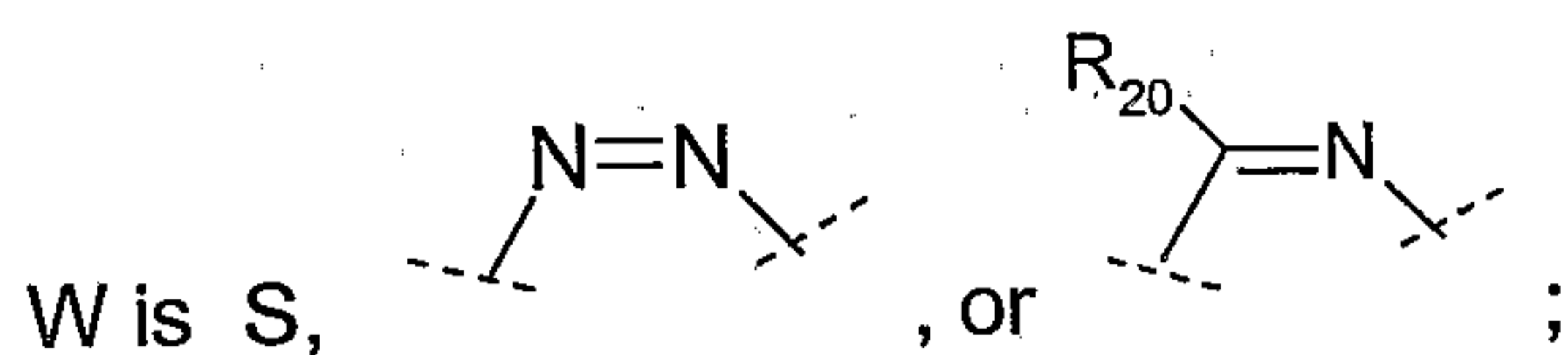
- e) -L-D₁-alkyl;
 f) -L-D₁-aryl;
 g) -L-D₁-heteroaryl;
 h) -L-D₁-cycloalkyl;
 5 i) -L-D₁-heterocyclyl;
 j) -L-D₁-arylene-alkyl;
 k) -L-D₁-alkylene-arylene-alkyl;
 l) -L-D₁-alkylene-aryl;
 m) -L-D₁-arylene-aryl;
 10 n) -L-D₂-(aryl)₂; and
 o) -L-D₂-(arylene-alkyl)₂;

wherein at least one of R₆ and R₇ is not hydrogen; or

R₆ and R₇ may be taken together to form part of a fused carbocyclic, fused aromatic, fused
 heteroaromatic, fused cycloalkylaryl, fused arylcycloalkyl, fused heterocyclylaryl,
 15 fused arylheterocyclyl, fused cycloalkylheteroaryl, fused heteroarylcycloalkyl, fused
 heterocyclylheteroaryl, or fused heteroarylheterocyclyl rings, wherein the ring is
 optionally substituted 1-8 times with the group

- a) -halo;
 b) -nitro;
 20 c) -L-D₁-G₁
 d) -L-D₁-alkyl;
 e) -L-D₁-aryl;
 f) -L-D₁-heteroaryl;
 g) -L-D₁-cycloalkyl;
 25 h) -L-D₁-heterocyclyl;
 i) -L-D₁-arylene-alkyl;
 j) -L-D₁-alkylene-arylene-alkyl;
 k) -L-D₁-alkylene-aryl;
 l) -L-D₁-alkylene-G₁;
 30 m) -L-D₁-heteroarylene-G₁;
 n) -L-D₁-cycloalkylene-G₁;
 o) -L-D₁-heterocyclylene-G₁; and





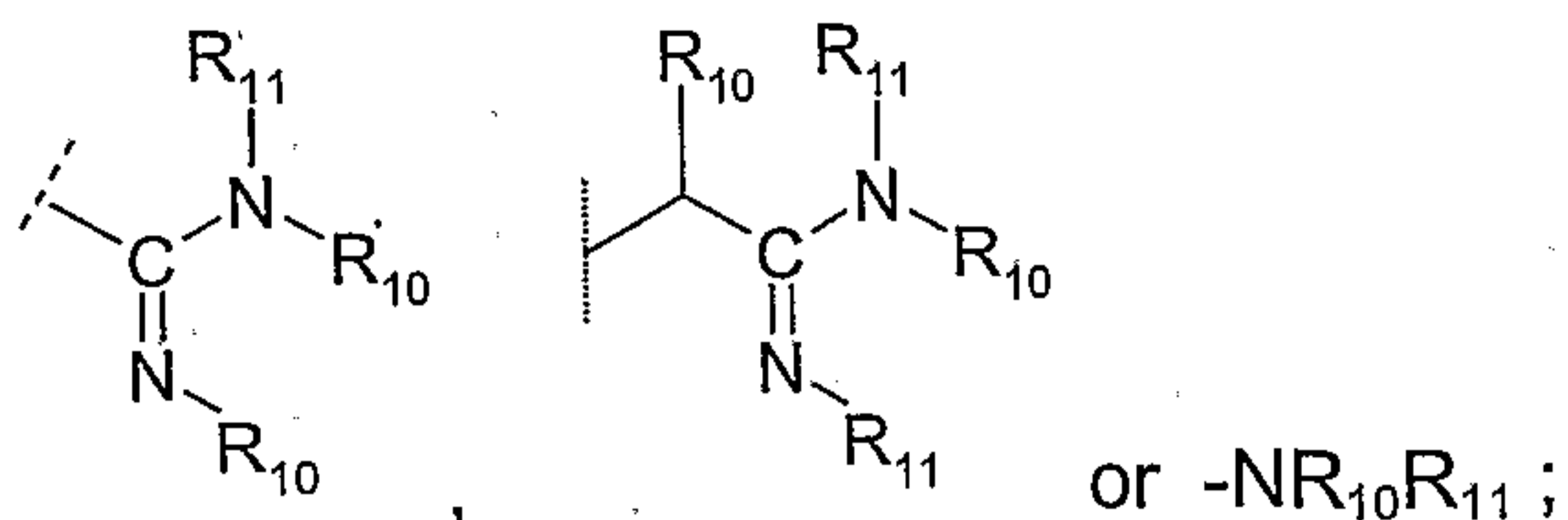
wherein

R₂₀ is

- a) -hydrogen;
- b) -halo;
- c) -alkyl;
- d) -L-D₁-H;
- e) -L-D₁-alkyl;
- f) -L-D₁-aryl;
- g) -L-D₁-heteroaryl;
- h) -L-D₁-cycloalkyl;
- i) -L-D₁-heterocyclyl;
- j) -L-D₁-arylene-alkyl;
- k) -L-D₁-alkylene-arylene-alkyl;
- l) -L-D₁-alkylene-aryl;
- m) -L-D₁-arylene-aryl;
- n) -L-D₂-(aryl)₂; or
- o) -L-D₂-(arylene-alkyl)₂;

K is cycloalkyl, heterocyclyl, aryl, heteroaryl, fused cycloalkylaryl, arylcycloalkyl, fused heterocyclylaryl, fused arylheterocyclyl, fused cycloalkylheteroaryl, fused heteroaryl-cycloalkyl, fused heterocyclylheteroaryl, or fused heteroarylheterocyclyl, wherein K may be optionally substituted 1-3 times with a group selected from the group consisting of: halo, nitro, and R₂;

G₁ is selected from the group consisting of: -CN, -SO₃H, -P(O)(OH)₂, -P(O)(O-alkyl)(OH), -CO₂H, -CO₂-alkyl, -C(O)NHS(O)₂-alkyl, -C(O)NHS(O)₂-aryl, -C(O)NHS(O)₂-heteroaryl, -C(O)NHS(O)₂-alkylene-aryl, -C(O)NHS(O)₂-alkylene-heteroaryl, -S(O)₂NHC(O)-alkyl, -S(O)₂NHC(O)-aryl, -S(O)₂NHC(O)-heteroaryl, -S(O)₂NHC(O)-alkylene-aryl, -S(O)₂NHC(O)-alkylene-heteroaryl, -NHC(O)NH-SO₂-alkyl, an acid isostere,



G_2 is selected from the group consisting of:

- 5
- a) -hydrogen;
 - b) -alkylene;
 - c) -L- D_1 -H;
 - d) -L- D_1 -alkyl;
 - e) -L- D_1 -aryl;
 - f) -L- D_1 -heteroaryl;
 - 10 g) -L- D_1 -cycloalkyl;
 - h) -L- D_1 -heterocyclyl;
 - i) -L- D_1 -arylene-alkyl;
 - j) -L- D_1 -alkylene-arylene-alkyl;
 - k) -L- D_1 -alkylene-aryl; and
 - 15 l) -L- D_1 -arylene-aryl;

L is a direct bond, alkylene, alkenylene, alkynylene, or arylene;

20 D_1 is selected from the group consisting of: a direct bond, $-CH_2-$, $-O-$, $-N(R_8)-$, $-C(O)-$, $-CON(R_8)-$, $-CON(R_9)SO_2-$, $-N(R_9)C(O)-$, $-N(R_9)CON(R_8)-$, $-N(R_8)C(O)O-$, $-OC(O)N(R_8)-$, $-N(R_8)SO_2-$, $-SO_2N(R_8)-$, $-C(O)-O-$, $-O-C(O)-$, $-S-$, $-S(O)-$, $-S(O_2)-$, or $-N(R_8)SO_2N(R_9)-$, $-N=N-$, and $-N(R_8)-N(R_9)-$;

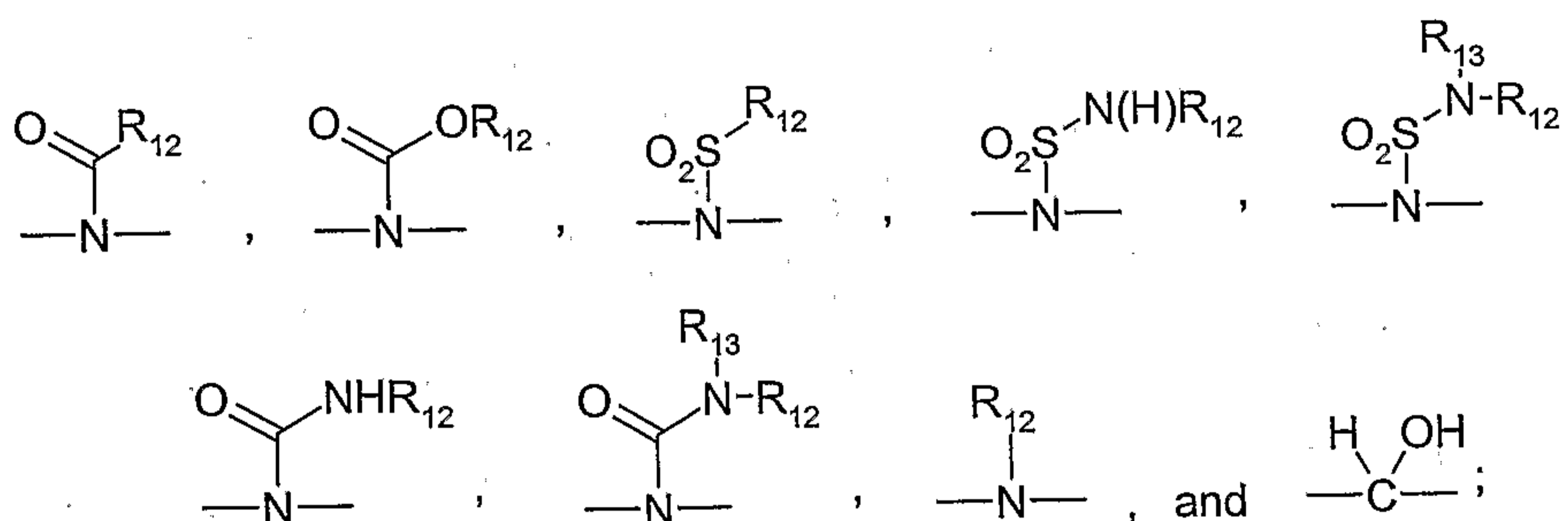
25 D_2 is N, alkylyne, or alkenylyne;

X_1 and Y_1 are independently selected from the group consisting of: a direct bond, alkylene, arylene, heteroarylene, cycloalkylene, heterocyclylene, arylene-alkylene, alkylene-arylene-alkylene, and alkylene-aryl;

30 R_8 and R_9 are independently selected from the group consisting of: -hydrogen, -alkyl, -aryl, -arylene-alkyl, -alkylene-aryl, and -alkylene-arylene-alkyl;

R_{10} and R_{11} are independently selected from the group consisting of: hydrogen, -alkyl, -L-D₁-alkyl, -L-D₁-aryl, -C(O)-alkyl, -C(O)-aryl, -SO₂-alkyl, and -SO₂-aryl, or

R_{10} and R_{11} may be taken together to form a ring having the formula $-(CH_2)_m-J-(CH_2)_n-$ bonded to the nitrogen atom to which R_{10} and R_{11} are attached, wherein m and n are 0, 1, 2, or 3, and J is selected from the group consisting of $-CH_2-$, $-O-$, $-S-$, $-S(O_2)-$, $-C(O)-$, $-CON(H)-$, $-NHC(O)-$, $-NHCON(H)-$, $-NHSO_2-$, $-SO_2N(H)-$, $-C(O)-O-$, $-O-C(O)-$, $-NHSO_2NH-$,



R_{12} and R_{13} are independently selected from the group consisting of hydrogen, aryl, alkyl, and alkylene-aryl;

and

wherein the aryl, heteroaryl, heterocyclyl, cycloalkyl, and/or alkyl group(s) in $R_2 - R_{13}$, and R_{20} , G_1 , G_2 , L , X_1 , Y_1 , may be optionally substituted 1-4 times with a substituent group selected from the group consisting of

- 15 a) -hydrogen;
- b) halogen;
- c) hydroxyl;
- d) cyano;
- e) carbamoyl;
- 20 f) -B-alkyl;
- g) -B-perhaloalkyl;
- h) -B-cycloalkyl;
- i) -B-heterocyclyl;
- j) -B-aryl;
- 25 k) -B-heteroaryl;
- l) -B-alkylene-heteroaryl;
- m) -B-alkylene-aryl;
- n) -B-arylene-alkyl;
- o) -B-perhaloalkyl;
- 30 p) -B-cycloalkylene-T- R_{14} ;
- q) -B-alkylene-N- $R_{14}R_{15}$;

r) -B-cycloalkylene-alkyl; and

s) -B-alkylene-cycloalkyl;

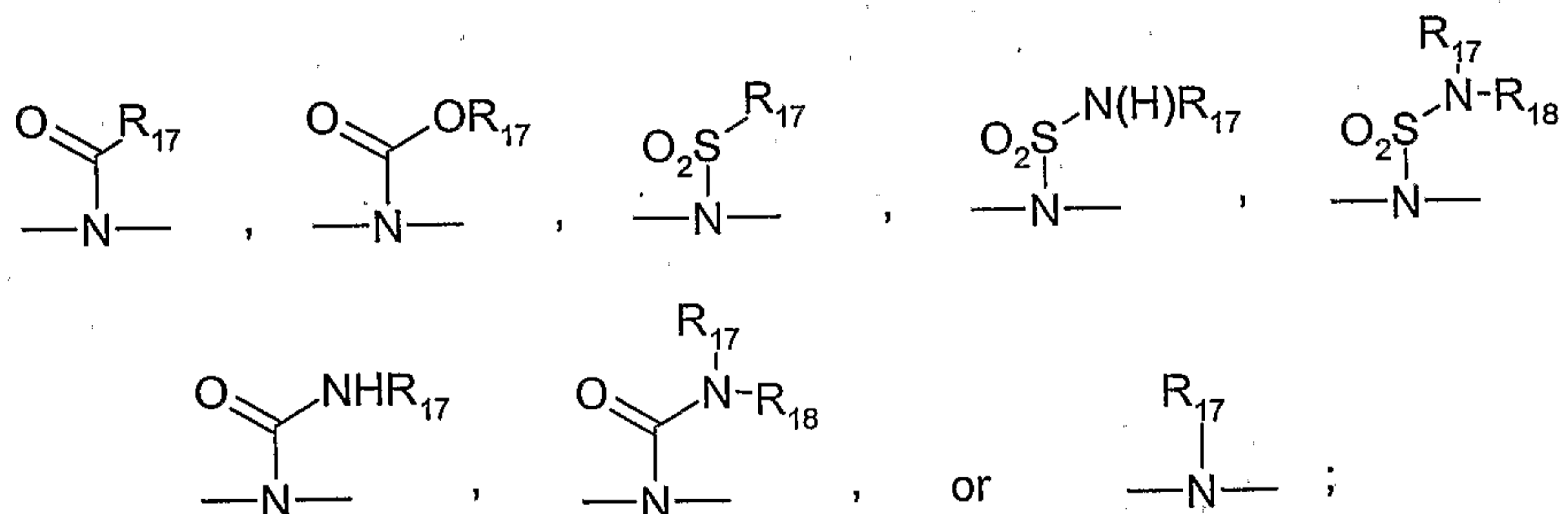
wherein

B and T are independently selected from the group consisting of: direct bond, alkylene, -CH₂-, -O-, -N(H)-, -S-, SO₂-, -CON(H)-, -NHC(O)-, -NHCON(H)-, -NHSO₂-, -SO₂N(H)-, -C(O)-O-, -NHSO₂NH, -O-S(O)₂-, and -O-C(O)-;

wherein

R₁₄ and R₁₅ are independently selected from the group consisting of: hydrogen, heteroaryl, cycloalkyl, heterocyclyl, aryl, alkyl, -alkylene-aryl, -alkylene-heteroaryl, and -alkylene-O-aryl; or

R₁₄ and R₁₅ may be taken together to form a ring having the formula - (CH₂)_q-J-(CH₂)_r- bonded to the nitrogen atom to which R₁₄ and R₁₅ are attached wherein q and r are independently equal to 1, 2, 3, or 4; J comprises a direct bond, -CH₂-, -O-, -S-, -S(O₂)-, -C(O)-, -CON(H)-, -NHC(O)-, -NHCON(H)-, -NHSO₂-, -SO₂N(H)-, -C(O)-O-, -O-C(O)-, -NHSO₂NH-,



R₁₇ and R₁₈ are independently selected from the group consisting of: hydrogen, cycloalkyl, heterocyclyl, aryl, heteroaryl, alkyl, -alkylene-heteroaryl, or -alkylene-aryl;

and wherein the compound of Formula (I) is as a single or polymorphic crystalline form or forms, an amorphous form, a single enantiomer, a racemic mixture, a single stereoisomer, a mixture of stereoisomers, a single diastereoisomer, a mixture of diastereoisomers, a solvate, a pharmaceutically acceptable salt, a solvate, a prodrug, a biohydrolyzable ester, or a biohydrolyzable amide thereof.

In another embodiment, the present invention provides a method of treatment of an obesity-related disorder comprising: administering to a subject a therapeutically effective amount of a compound of Formula (I). In another embodiment, the obesity-related disorder is selected from the group consisting of: dyslipidemia, hypertriglyceridemia, hypertension,

diabetes, Syndrome X, atherosclerotic disease, cardiovascular disease, cerebrovascular disease, peripheral vessel disease, cholesterol gallstones, cancer, menstrual abnormalities, infertility, polycystic ovaries, osteoarthritis, and sleep apnea.

5 In another embodiment, the present invention provides a method of treatment of a disorder comprising: administering to a subject a therapeutically effective amount of a compound of Formula (I), wherein the disorder is selected from the group consisting of female sexual dysfunction, male sexual dysfunction, and erectile dysfunction

10 The compounds of Formula (I) may be used in combination with one or more therapeutic agents which are used in the treatment, prevention, amelioration, and/or suppression of diseases for which the compounds of Formula (I) are useful; such other therapeutic agents may be administered by a like route or different route than the compound of Formula I. Where a compound of Formula (I) is utilized in combination with another therapeutic agent, the composition may contain the compound of Formula (I) in combination with the other therapeutic agent(s). Where separate dosage formulations are used, the
15 compound of Formulae (I) and one or more additional therapeutic agents may be administered at essentially the same time (e.g., concurrently) or at separately staggered times (e.g., sequentially).

20 In another embodiment, the present invention provides a method of treatment of an obesity-related disorder comprising: administering to a subject a therapeutically effective amount of a compound of Formula (I) in combination with one or more hypoglycemic agents.

25 In another embodiment, the present invention provides a method of treatment of an obesity-related disorder comprising: administering to a subject a therapeutically effective amount of a compound of Formula (I) in combination with one or more agents that modulate digestion and/or metabolism. The agents that modulate digestion and/or metabolism may include, but are not limited to, agents that modulate thermogenesis, lipolysis, gut motility, fat absorption, and satiety.

30 In another embodiment, the present invention provides a method of treating obesity and obesity-related disorders comprising: administering to a subject a therapeutically effective amount of a compound of Formula (I) in combination with one or more agents selected from the group consisting of HMG CoA reductase inhibitor, bile acid binding agent, fibric acid derivative, and agent that regulates hypertension.

35 In another embodiment, the present invention provides a method of treatment comprising: administering to a subject a therapeutically effective amount of a compound of Formula (I) in combination with one or more agents such as, but not limited to, antiobesity agents such as fenfluramine, dexfenfluramine, sibutramine, orlistat, or β_3 adrenoceptor agonists; feeding behavior modifying agents such as neuropeptide Y receptor antagonists, including those that antagonize the neuropeptide Y5 receptor; α -MSH, α -MSH mimetics, or

5 α -MSH derived peptides; MC-4R agonists or partial agonists such as, but not limited to, those disclosed in US Patent No. 6,350,760; MC-3R agonists; glucokinase activators; PPAR- δ agonists; PPAR- α /PPAR- γ agonists; PPAR- α /PPAR- γ /PPAR- δ agonists; PPAR- γ /PPAR- δ agonists; and agents useful in treatment of male and/or female sexual
5 dysfunction, such as type V phosphodiesterase inhibitors such as sildenafil or tendamifil, dopamine agonists, or α_2 -adrenoceptor antagonists.

In another embodiment, the present invention provides a method of treatment comprising: administering to a subject a therapeutically effective amount of at least one compound of Formula (I), wherein said therapeutically effective amount is sufficient to induce
10 weight loss in the subject. In another embodiment, the present invention provides a method of prevention of weight gain comprising: administering to a subject a therapeutically effective amount of a compound of Formula (I) which is sufficient to prevent weight gain.

In another embodiment, the present invention provides a method of melanocortin receptor modulation comprising: administering to a subject a therapeutically effective
15 amount of a compound of Formula (I). In another embodiment, the present invention provides a method of melanocortin receptor modulation comprising: administering to a subject a therapeutically effective amount of a compound of Formula (I), wherein said therapeutically effective amount is an amount that enhances the downstream effects of agonist binding to the melanocortin receptor in the subject.

20 In another embodiment, the present invention provides a method of melanocortin receptor modulation comprising: administering to a subject a therapeutically effective amount of a compound of Formula (I), wherein the compound of Formula (I) inhibits the function of AgRP on MC-4R. In another embodiment, the present invention provides a method of melanocortin receptor modulation comprising: administering to a subject a
25 therapeutically effective amount of a compound of Formula (I), wherein the compound of Formula (I) inhibits the function of AgRP on MC-3R.

Generally speaking, a compound of Formula (I) may be administered at a dosage level of from about 0.003 to 500 mg/kg of the body weight of the subject being treated. In an
30 embodiment, a compound of Formula (I) may be administered at a dosage range between about 0.003 and 200 mg/kg of body weight per day. In an embodiment, a compound of Formula (I) may be administered at a dosage range between about 0.1 to 100mg/kg of body weight per day. The amount of active ingredient that may be combined with the carrier materials to produce a single dosage may vary depending upon the host treated and the
35 particular mode of administration. For example, a formulation intended for oral administration to humans may contain 1 mg to 2 grams of a compound of Formula (I) with an appropriate and convenient amount of carrier material which may vary from about 5 to 95 percent of the total composition. Dosage unit forms may generally contain between from

about 5 mg to about 500mg of active ingredient. This dosage may be individualized by the clinician based on the specific clinical condition of the subject being treated. Thus, it will be understood that the specific dosage level for any particular patient will depend upon a variety of factors including the activity of the specific compound employed, the age, body weight, general health, sex, diet, time of administration, route of administration, rate of excretion, drug combination and the severity of the particular disease undergoing therapy.

Examples

The general procedures used in the methods to prepare the compounds of the present invention are described below.

10 General Experimental

LC-MS data was obtained using gradient elution on a parallel MUX™ system, running four Waters 1525 binary HPLC pumps, equipped with a Mux-UV 2488 multichannel UV-Vis detector (recording at 215 and 254 nM) and a Leap Technologies HTS PAL Auto sampler using a Sepax GP-C18 4.6x50 mm column. A three minute gradient was run from 25% B (97.5% acetonitrile, 2.5% water, 0.05% TFA) and 75% A (97.5% water, 2.5% acetonitrile, 0.05% TFA) to 100% B. The system is interfaced with a Waters Micromass ZQ mass spectrometer using electrospray ionization. All MS data was obtained in the positive mode unless otherwise noted. 1H NMR data was obtained on a Varian 400 MHz spectrometer.

20 Abbreviations used in the Examples are as follows:

APCI = atmospheric pressure chemical ionization

BOC = tert-butoxycarbonyl

BOP= (1-benzotriazolyl)tris(dimethylamino)phosphonium hexafluorophosphate

CDI = 1-(3-dimethylaminopropyl)-3-ethylcarbodiimide

25 d = day

DIAD = diisopropyl azodicarboxylate

DBU = 1,8-diazabicyclo[5.4.0]undecene-7

DCC = dicyclohexylcarbodiimide

DCE = dichloroethane

30 DCM = dichloromethane

DIC = diisopropylcarbodiimide

DIEA = diisopropylethylamine

DMA = N, N-dimethylacetamide

DMAP = dimethylaminopyridine

35 DME = 1,2 dimethoxyethane

DMF = N, N-dimethylformamide

	DMPU = 1,3-dimethylpropylene urea
	DMSO = dimethylsulfoxide
	Et = ethyl
	iPr = isopropyl
5	Ph = phenyl
	Bn = benzyl
	Me = methyl
	tBu = tert-butyl
	Pr = propyl
10	Bu = butyl
	iBu = isobutyl
	EDC = 1-ethyl-3-(3-dimethylaminopropyl)-carbodiimide hydrochloride
	EDTA = ethylenediamine tetraacetic acid
	ELISA = enzyme - linked immunosorbent assay
15	ESI = electrospray ionization
	ether = diethyl ether
	EtOAc = ethyl acetate
	FBS = fetal bovine serum
	g = gram
20	h = hour
	HBTU = O-benzotriazol-1-yl-N,N,N',N'-tetramethyluronium hexafluorophosphate
	HMPA = hexamethylphosphoric triamide
	HOBT = 1-hydroxybenzotriazole
	Hz = hertz
25	i.v. = intravenous
	kD = kiloDalton
	L = liter
	LAH = lithium aluminum hydride
	LDA = lithium diisopropylamide
30	LPS = lipopolysaccharide
	M = molar
	<i>m/z</i> = mass to charge ratio
	mbar = millibar
	MeOH = methanol
35	mg = milligram
	min = minute
	mL = milliliter

- mM = millimolar
 mmol = millimole
 mol = mole
 mp = melting point
 5 MS = mass spectrometry
 N = normal
 NBS = N-bromosuccinimide
 NCS = N-chlorosuccinimide
 NMM = N-methylmorpholine, 4-methylmorpholine
 10 NMP = N-methyl pyrrolidone
 NMR = nuclear magnetic resonance spectroscopy
 p.o. = per oral
 PS-carbodiimide = N-cyclohexylcarbodiimide-N'-propyloxymethyl polystyrene
 PBS = phosphate buffered saline solution
 15 PMA = phorbol myristate acetate
 ppm = parts per million
 psi = pounds per square inch
 R_f = relative TLC mobility
 rt = room temperature
 20 s.c. = subcutaneous
 SPA = scintillation proximity assay
 TEA = triethylamine
 TFA = trifluoroacetic acid
 TFFH = fluoro-N,N,N",N"-tetramethylformamidinium hexafluorophosphate
 25 THF = tetrahydrofuran
 THP = tetrahydropyranyl
 TLC = thin layer chromatography
 TMSBr = bromotrimethylsilane, trimethylsilylbromide
 T_r = retention time

30

General Procedure A

To a methanol solution of ketone (such as 1-phenyl-ethanone, 1-phenyl-propanone, 1,2-diphenyl ethanone, or 1-(4-isopropylphenyl) ethanone) (1.0 eq) was added pyrrolidone hydrotribromide (PyHBr₃) (1.1 eq) at 0°C. The reaction was slowly warmed to room
 35 temperature and stirred at the same temperature for 2 h by monitoring with TLC. The reaction mass was concentrated and partitioned between cold aqueous sodium bicarbonate

and ethyl acetate (1:1). The organic phase was dried with Na_2SO_4 , concentrated and filtered through a bed of silica gel to afford the alpha-bromo ketone.

General Procedure B

To an alpha-bromo ketone (Commercial or made from above procedure A, 1.0 eq) in methanol was added thiourea or 1,1-dialkylthiourea (1.1 eq) and the reaction was heated at 60°C for 30 min. The reaction mass was concentrated and partitioned between aqueous sodium bicarbonate and ethyl acetate (1:1). Aqueous layer was washed with ethyl acetate (3 x 15 mL); combined organic layers were washed with brine, dried over Na_2SO_4 and concentrated. The crude residue was purified by silica gel chromatography to afford the 2-aminothiazole derivative. Other variations of the above reaction conditions consist of performing the reaction in THF (at 60°C, 1 h) or in NMP (at room temperature, 2-15 h).

General procedure C

Method C1: A thiazol-2-ylamine (1.0 eq) and sulfonyl chloride (1.1 eq) were dissolved in THF, and NaH (1.5 eq, 60% suspension in mineral oil) was added at 0°C. After the NaH addition, the reaction was warmed to room temperature and stirred at the same temperature for 4 h. The reaction was quenched with the addition of brine. The reaction mixture was extracted into ethyl acetate (3 x 15 mL), combined organic layers were dried over Na_2SO_4 and concentrated. The crude residue was purified by silica gel chromatography to obtain the desired sulfonamide.

Method C2: A thiazol-2-yl amine (1.0 eq), sulfonyl chloride (1.3 eq), and pyridine (3.0 eq) were combined in DCM. After stirring at room temperature for 16 h, the reaction mixture was loaded directly on silica gel column. Purification by flash chromatography (ethyl acetate/hexanes) gave the sulfonamide compound.

Method C3: A thiazol-2-yl amine (1.0 eq), sulfonyl chloride (1.2 eq), triethylamine (2.0 eq), and DMAP (0.1 eq) were combined in DCM. After stirring at 0 °C for 4 h, saturated NaHCO_3 (aq) solution was added. The mixture was extracted with ethyl acetate (1 x 10 mL). The ethyl acetate layer was dried over Na_2SO_4 . Purification by flash chromatography (silica gel, ethyl acetate/hexanes) gave the sulfonamide.

Method C4: A thiazol-2-yl amine (1.0 eq), sulfonyl chloride (1.2 eq), triethylamine (2.0 eq), and DMAP (0.1 eq) were combined in DCM. Resulting reaction mixture was heated in a CEM Exploer PLS™ microwave at 100°C for 30 min. After cooling to room temperature, saturated NaHCO_3 (aq) solution was added. The mixture was extracted with DCM (2 x 4 mL). The combined organic layer was dried over Na_2SO_4 and concentrated. Purification was carried out by silica gel chromatography (silica gel, ethyl acetate/hexanes) to yield the desired sulfonamide.

General procedure D

A mixture of aldehyde/ketone (1.0 eq) and amine (1.0 eq) in DCM was stirred for 5 min. Sodium triacetoxyborohydride (1.2 eq) was added in portions and stirred until completion of the reaction. The reaction mixture was partitioned between DCM and saturated aqueous NaHCO₃ solution. The aqueous layer was extracted again with DCM (1 x 5 15 mL). The combined organic extracts were dried over K₂CO₃. After evaporating the solvents, the crude product was dissolved in THF (20 mL) and Fmoc-isothiocyanate (0.9 eq) was added. The reaction was stirred at room temperature for 0.5 – 15 h. After TLC indicated the completion of the reaction, diethyl amine was added and stirred for 1-2 h at 10 room temperature. The solvents were evaporated, and the crude residue was filtered on a bed of silica gel to afford the desired 1,1-alkylated thiourea.

General procedure E

A 1 M BBr₃ solution (3.0 eq) was added to a solution of the methoxybenzene or benzyloxycarbonyl compound (1.0 eq) in DCM at -40°C. The reaction mixture was stirred at 15 temperature for 5 min. and was allowed to slowly warm up to room temperature. The reaction was quenched with small amount of MeOH. The product was purified by chromatography (silica gel).

General procedure F

A mixture of sulfonamide or aminoheterocycle (1.0 eq), bromide (2.0 eq), potassium carbonate (3.0 eq) and DMF (or in some cases THF) was heated in an oil bath at 60°C until 20 the reaction was complete as indicated by TLC or LCMS. The reaction mixture was partitioned between ethyl acetate and saturated NaHCO₃ (aq) solution. The organic layer was dried over Na₂SO₄. The product was purified by chromatography (silica gel).

General procedure G

Method G1: A 4 N HCl solution in dioxane was added to a solution of Boc-protected 25 amine and/or tert-butyl ester. It was shaken or stirred until TLC or LCMS indicated that the reaction was complete. The volatiles were evaporated. The remaining solid was purified by trituration in hexanes or ether.

Method G2: To a solution of compound in dichloromethane was added 4 N HCl in 30 dioxane (ca. 5 equiv). The reaction mixture was stirred 1 h at ambient temperature. The mixture was evaporated to dryness. A small amount of dichloromethane was added and the mixture was concentrated in vacuo; this process was repeated twice. The remaining solid was purified by trituration with hexanes or ether. The solid was collected and dried in vacuo to afford the HCl salt.

35 General procedure H

A mixture of nitrile (1.0 eq), sodium azide (13.2 eq), ammonium chloride (13.2 eq) and DMF was heated in an oil bath at 120°C for 1 h. The reaction mixture was partitioned

between ethyl acetate and water. The organic layer was dried over Na_2SO_4 . The product was purified by chromatography (silica gel).

General procedure I

A mixture of nitrile (1.0 eq), 1 N NaOH (aq) solution and ethanol was refluxed until the reaction was complete as indicated by TLC or LCMS. The reaction mixture was concentrated and partitioned between ether and water. The aqueous layer was acidified with 10% HCl (aq) solution and extracted with ether (1 x 30 mL). The organic layer was dried over Na_2SO_4 . The solvents were evaporated. The remaining solid was purified by trituration in hexanes.

General procedure J

A 1 N NaOH (aq) solution (1.0 eq) was added to a solution of carboxylic acid (1.0 eq) in THF (1 mL) and MeOH (1 mL). The volatiles were evaporated and the residue dried under high vacuum. The remaining solid was purified by trituration in hexanes or ether.

General Procedure K

A thiazole carboxylic acid (1.0 eq) was stirred at RT with CDI (3.0 eq) in anhydrous THF. After 20 hours, a prepared solution of the corresponding sulfonamide (2.0 eq), and DBU (1.5 eq) in THF was added, and the mixture was stirred at RT. The formation of the product was monitored via LCMS. After the reaction completed, the volatiles were removed, and residue was partitioned between EtOAc and 10 % citric acid. The organic layer was washed with citric acid, brine. The solution was dried over MgSO_4 , filtered and concentrated. The crude product was purified by silica gel column chromatography.

General Procedure L

The alcohol (1.5 eq) was dissolved in DMF (0.5 M) and NaH (1.1 eq, 60% suspension in mineral oil) was added in portions. The resulting slurry was sonicated for 20-40 min. until all the NaH was consumed. The resulting purple solution was charged with 4'-fluoroacetophenone (1.0 eq) and the reaction was stirred at 60°C for 2-3 h. The reaction was quenched by the addition of water and saturated citric acid. The aqueous layer was extracted with methyl tert-butyl ether (MTBE, 3x20mL) and the combined organic layer was washed with water (4x15 mL) and brine. The organic layer was dried over MgSO_4 , filtered, and concentrated. The crude residue was purified on a silica gel column (gradient, hexane > 4% EtOAc-hexane) to obtain the desired ether derivative. In some cases NMP was used. In addition, sonication may not be necessary when primary alcohols are utilized. In these cases the deprotonation can be done at room temperature for 10-20 min.

General procedure M

The aminothiazole (1.0 eq.) was dissolved in MeCN (4 mL, 0.1 M) and N-chlorosuccinimide (NCS) (1.05 eq.) was added. The reaction was heated to 70°C for 2 h until complete by TLC analysis. The reaction mixture was then cooled to room temperature.

Saturated NaHCO_3 and brine were added. The aqueous layer was extracted with EtOAc (3x15 mL) and dried over MgSO_4 . The residue was then filtered through silica gel (5% EtOAc-hexane).

General Procedure N

5 The ester (1.0 eq) was dissolved in THF (3 mL) and cooled to -78°C . The aryl Grignard reagent (3.0 eq) was added dropwise and slowly warmed to 0°C over 2-3 h. The reaction was quenched by the addition of saturated ammonium chloride and extracted with EtOAc (3x15 mL). The combined organic layer was dried over MgSO_4 , filtered and concentrated. The residue was purified by silica gel chromatography (gradient, hexane -> 10 3% EtOAc-hexane).

General procedure O

TFA (2 mL) was added to the alcohol (1.0 eq.). Upon cooling to 0°C , Et_3SiH (2.0 eq) was added and the mixture was warmed to room temperature and stirred for 2 h. The volatiles were removed and aqueous NaOH (1.0 eq) was added. The mixture was extracted with CH_2Cl_2 (3x15 mL) and the combined organic layer was dried over MgSO_4 , filtered and concentrated. Purification of the residue was accomplished by silica gel chromatography (gradient, hexane -> 1/1 EtOAc-hexane).

General Procedure P

Method P1: To a THF solution of 2,4-dichloropyrimidine was (1.0 eq) added 20 benzylamine (1.1 eq) at 0°C . The cooling bath was removed and the reaction was stirred for 3 h at room temperature before adding aq. sodium carbonate solution. The aqueous layer was then extracted into ethyl acetate (3 x 20 mL), and the combined ethyl acetate extracts were dried over sodium sulfate and concentrated. The crude solid was purified by silica gel chromatography to obtain two different regioisomers in ~3:1 ratio.

25 Method P2: To a DMF or THF solution of 2,4-dichloro-pyrimidine (1 eq) was added the amine (1.5 eq) and DIEA (3.0 eq). The reaction was stirred at room temperature until complete (by TLC or LCMS). A saturated NaHCO_3 (aq) solution was added to the reaction. The aqueous layer was extracted with ethyl acetate (3 x 5 mL), and combined ethyl acetate extracts were dried over sodium sulfate and concentrated. The crude solid was purified by 30 silica gel chromatography.

General Procedure Q

Method Q1: The boronic acid (1.5 eq), the chloropyrimidine (1.0 eq) and tetrakis(triphenylphosphino)palladium (5 mol% relative to the boronic acid) were added sequentially to degassed dimethoxyethylene (2 mL) and to this mixture degassed sodium 35 carbonate solution was added (2.0 eq). Resulting reaction mixture was stirred under nitrogen for 12 h at 80°C . After cooling to room temperature, ethyl acetate (15 mL) was

added. It washed with brine, dried over sodium sulfate and concentrated. The crude product was purified on a silica gel column to provide the cross-coupling compound.

Method Q2: The boronic acid (1.5 eq), the chloropyrimidine (1.0 eq) and tetrakis(triphenylphosphino)palladium (5 mol% relative to the boronic acid) were added sequentially to degassed dimethoxyethylene (2 mL) and to this mixture degassed sodium carbonate solution was added (2.0 eq). Resulting reaction mixture was heated in a CEM Exploer PLS™ microwave at 150°C for 30 min. After cooling to room temperature, ethyl acetate (5 mL) was added. The reaction mixture washed with brine, dried over sodium sulfate and concentrated. The crude product was purified by silica gel chromatography to yield the coupling compound.

General Procedure R

To the 2,4-dimethoxybenzyl derivative (1.0 eq) was added 20% TFA in DCM (10 mL) and stirred at room temperature for 1 h. The reaction mass was concentrated, and the residue was partitioned between DCM and sodium bicarbonate solution. The turbid DCM layer was concentrated and loaded onto silica gel column and eluted with 20% ethyl acetate in DCM to provide the amino compound.

General Procedure S

Method S1: To the N-alkyl or N-sulfonyl aminopyrimidine (1.1 eq) and alkyl bromide (1.0 eq) added NaH (60 % suspension, 1.5 eq) at 0°C. The cooling bath was removed, and the reaction stirred at room temperature until complete. After quenching the reaction by adding small amount of methanol, brine (10 mL) and ethyl acetate (10 mL) were added. The brine layer was extracted with ethyl acetate (2 x 10 mL), and the combined ethyl acetate extracts were dried over sodium sulfate and concentrated. The obtained residue was purified on silica gel column to provide the alkylated compound.

Method S2: To the N-alkylamino compound (1.0 eq) and alkyl bromide (1.5 eq) was added NaH (60 % suspension, 2.0 eq) at room temperature. The reaction was stirred at room temperature until complete. After quenching the reaction by adding small amount of methanol, brine (10 mL) and ethyl acetate (10 mL) were added. The brine layer was extracted with ethyl acetate (2 x 10 mL), and the combined ethyl acetate extracts were dried over sodium sulfate and concentrated. The obtained residue was purified on silica gel column to provide the alkylated compound.

General Procedure T

To a THF solution of the ester (1.0 eq) was added either LiOH or NaOH (5.0 eq) dissolved in H₂O–MeOH (1:1). The reaction was stirred at room temperature until complete. The solvent was evaporated, and the residue was partitioned between DCM and water. The pH of the aqueous layer was adjusted to ~pH 7 with 10% HCl (aq) solution and then

extracted with DCM (3 x 2 mL). The combined organic layers were dried over Na₂SO₄ and concentrated.

Example 1

2-Bromo-1-(4-isopropyl-phenyl)-ethanone was prepared (0.95 g) following general procedure A using 1-(4-isopropyl-phenyl)-ethanone (0.66 mL, 3.92 mmol) and pyrrolidone hydrotribromide (2.1 g, 4.31 mmol).

4-(4-Isopropyl-phenyl)-thiazol-2-ylamine was prepared (0.41 g) following general procedure B using 2-bromo-1-(4-isopropyl-phenyl)-ethanone (0.5 g, 2.07 mmol), thiourea (173 mg, 2.28 mmol) and MeOH (10 mL). LCMS *m/z*: 219 (M+1)⁺.

N-[4-(4-Isopropyl-phenyl)-thiazol-2-yl]-2,5-dimethoxy-benzenesulfonamide was prepared (62 mg) following general procedure C (method 1) using 4-(4-isopropyl-phenyl)-thiazol-2-yl amine (50 mg, 0.23 mmol), 2,5-dimethoxybenzenesulfonyl chloride (59 mg, 0.25 mmol), NaH (14 mg, 60%, 0.34 mmol) and THF (1 mL). LCMS *m/z*: 419 (M+1)⁺; ¹H NMR (CDCl₃, 400 MHz): δ 1.27 (d, 6H); 2.95 (m, 1H), 3.75 (s, 3H), 3.81 (s, 3H), 6.52 (s, 1H), 6.9 (d, 1H), 7.0 (dd, 1H), 7.31 (m, 2H), 7.44 (m, 2H), 7.6 (d, 1H), 10.2 (brs, 1H).

Example 2

To a solution of t-butanol (0.3 mL) in THF (3 mL) was added 2-chlorosulfonyl acetyl chloride (0.1 mL, 1.0 mmol) at room temperature for 1h. The volatiles were removed to provide the chlorosulfonyl-acetic acid tert-butyl ester (230 mg). The crude product was used without further purification.

4-(4-Isopropyl-phenyl)-thiazol-2-ylamine, chlorosulfonyl-acetic acid tert-butyl ester, DMAP (10 mol%) were combined using general procedure C (method 2) to afford [4-(4-Isopropyl-phenyl)-thiazol-2-ylsulfamoyl]-acetic acid tert-butyl ester. LCMS *m/z*: 398 (M+1)⁺; ¹H NMR (CDCl₃, 400 MHz): δ 1.27 (d, 6H); 1.44 (s, 9H); 2.95 (m, 1H); 4.06 (s, 2H); 6.48 (s, 1H); 7.32 (d, 2H); 7.39 (d, 2H); 10.5 (brs, 1H).

Example 3

[4-(4-Isopropyl-phenyl)-thiazol-2-ylsulfamoyl]-acetic acid tert-butyl ester was combined with 4M HCl in dioxane as in general procedure G1 to furnish [4-(4-Isopropyl-phenyl)-thiazol-2-ylsulfamoyl]-acetic acid. LCMS *m/z*: 342 (M+1)⁺; ¹H NMR (DMSO-d₆, 400MHz): δ 1.22 (d, 6H); 2.92 (m, 1H); 4.04 (s, 2H); 7.17 (s, 1H); 7.33 (d, 2H); 7.66 (d, 2H); 12.98 (s); 13.2 (s).

Example 4

Thiophen-2-yl-methyl-thiourea was prepared (146 mg) following general procedure D, using 2-aminomethyl-thiophene (0.1 mL, 0.97 mmol), Fmoc-isothiocyanate (300 mg, 1.1 mmol) add diethylamine (0.5 mL). LC-MS *m/z*: 173 (M+1)⁺.

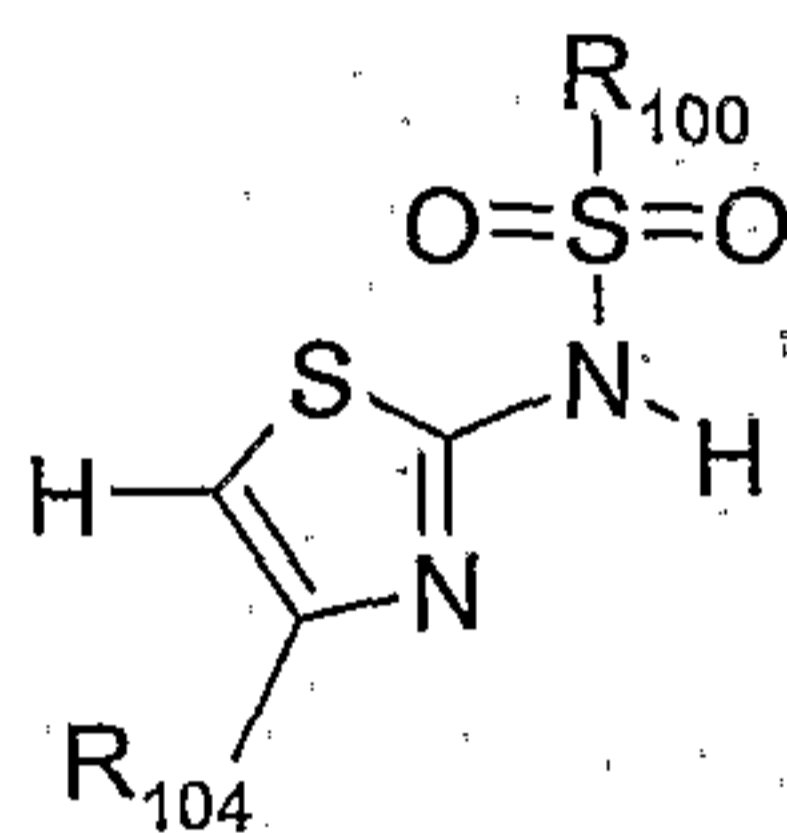
[4-(4-Isopropyl-phenyl)-thiazol-2-yl]-thiophen-2-ylmethyl-amine was prepared (85 mg) following general procedure B using 2-bromo-1-(4-isopropyl-phenyl)-ethanone (72 mg, 0.3 mmol), thiophen-2-yl-methyl-thiourea (57 mg, 0.33 mmol). LC-MS (m/z): 315 ($M+1$)⁺.

5 [4-(4-Isopropyl-phenyl)-thiazol-2-yl]-thiophen-2-ylmethyl-amine, chlorosulfonyl-acetic acid tert-butyl ester were combined according to general procedure C (method 2) to provide {[4-(4-isopropyl-phenyl)-thiazol-2-yl]-thiophen-2-ylmethyl-sulfamoyl}-acetic acid tert-butyl ester. LCMS m/z : 494 ($M+1$)⁺.

10 The above ester was treated with 4M HCl as outlined in general procedure G1 to provide {[4-(4-Isopropyl-phenyl)-thiazol-2-yl]-thiophen-2-ylmethyl-sulfamoyl}-acetic acid. LCMS m/z : 438 ($M+1$)⁺.

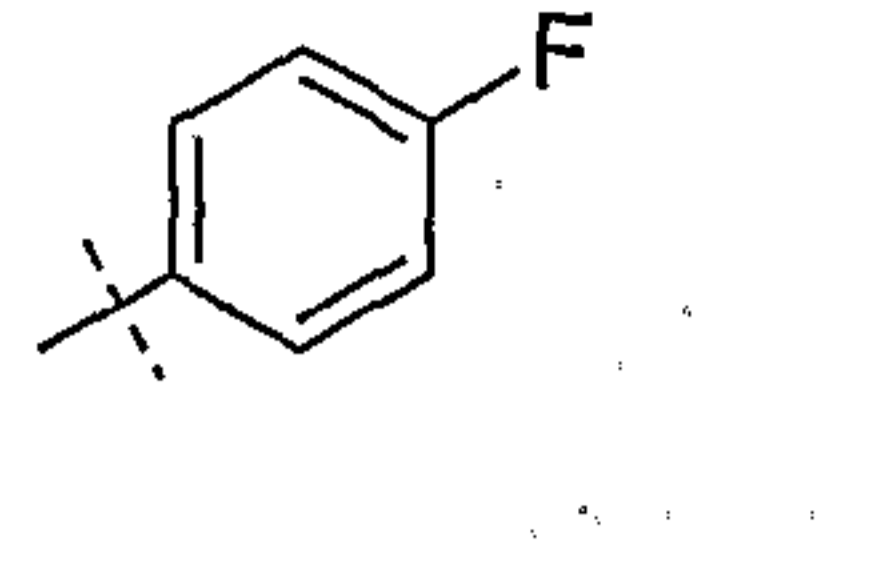
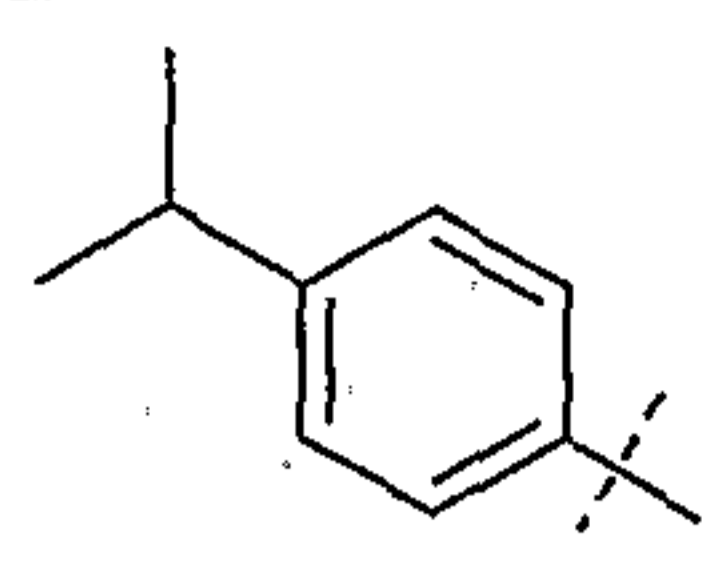
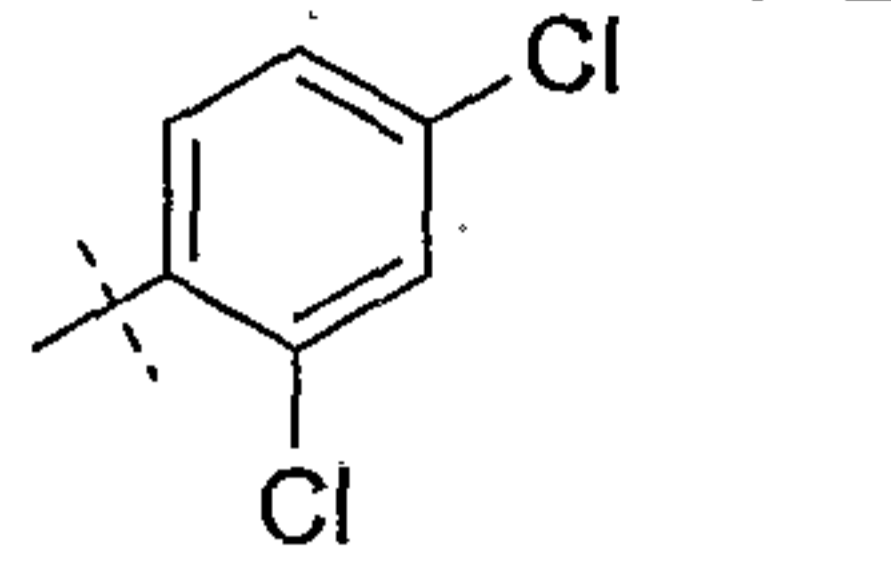
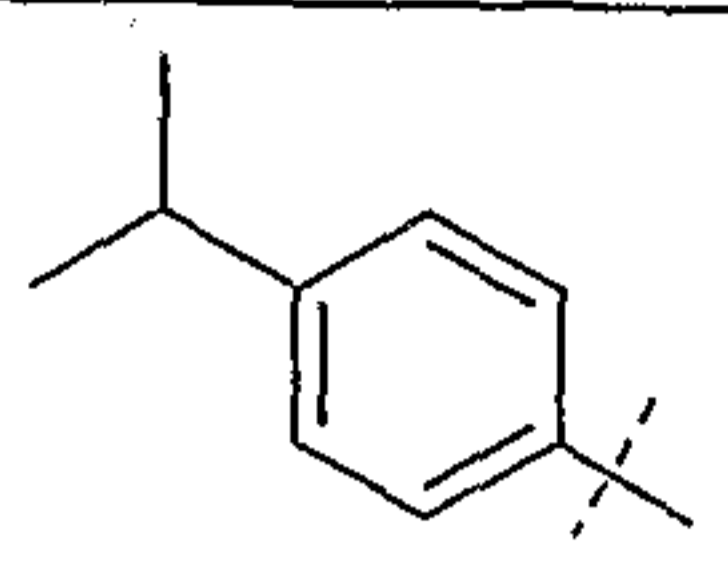
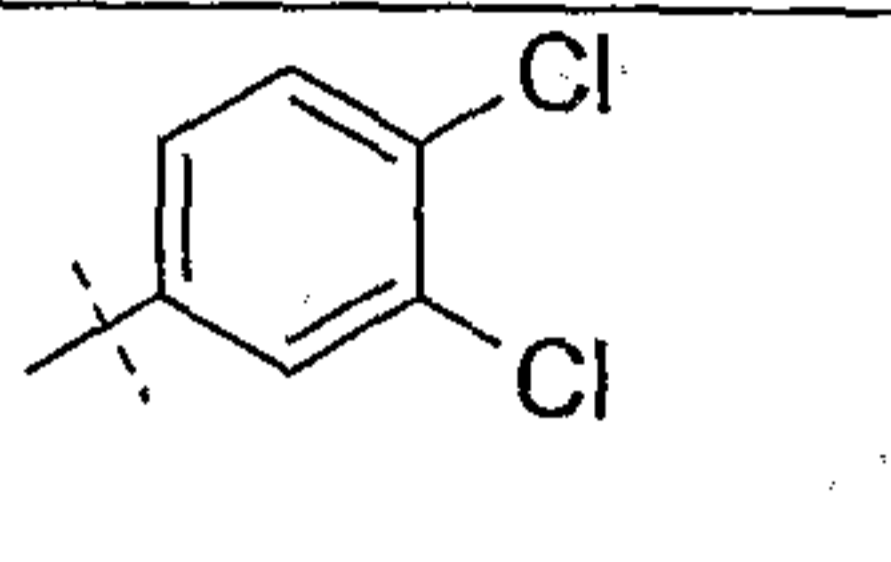
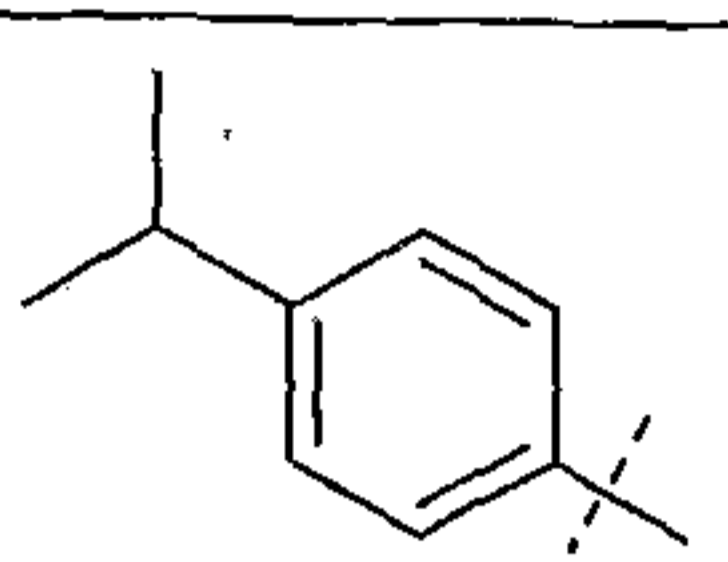
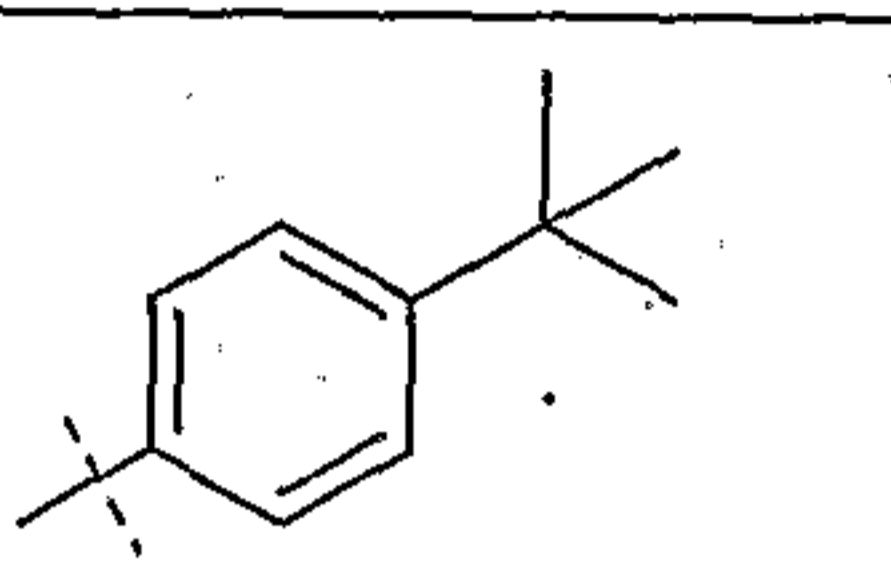
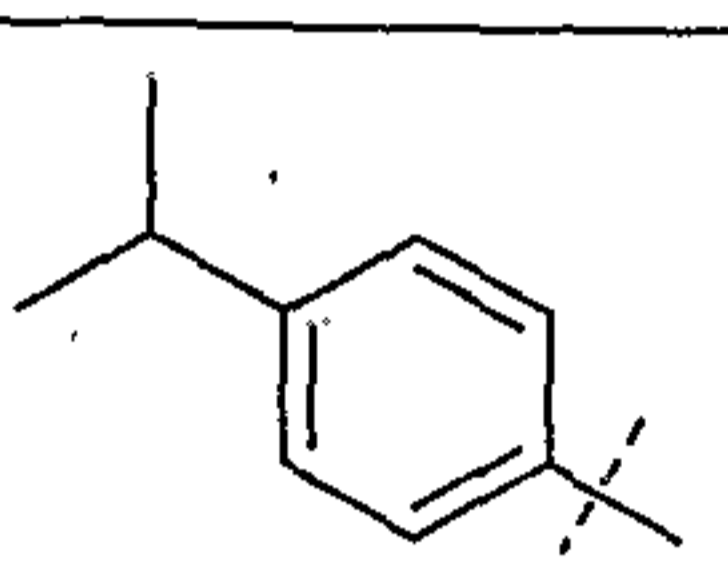
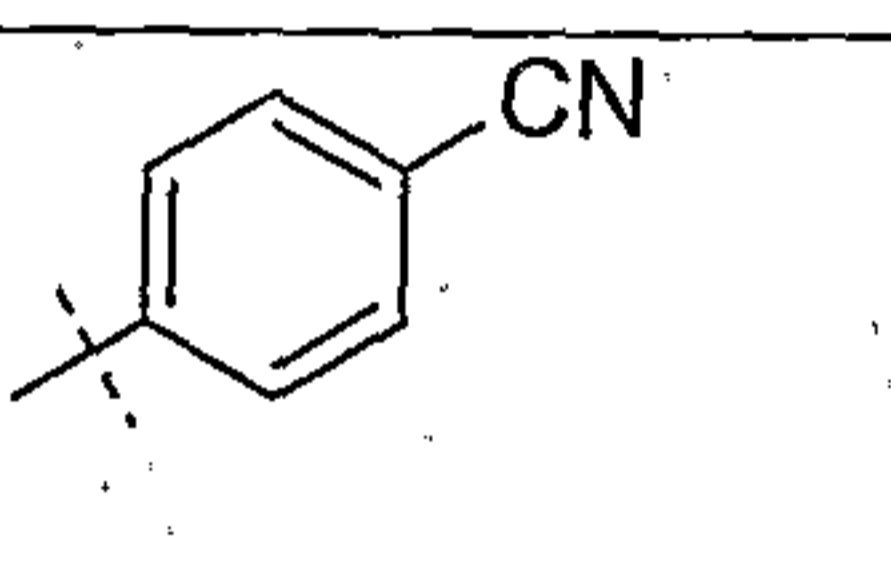
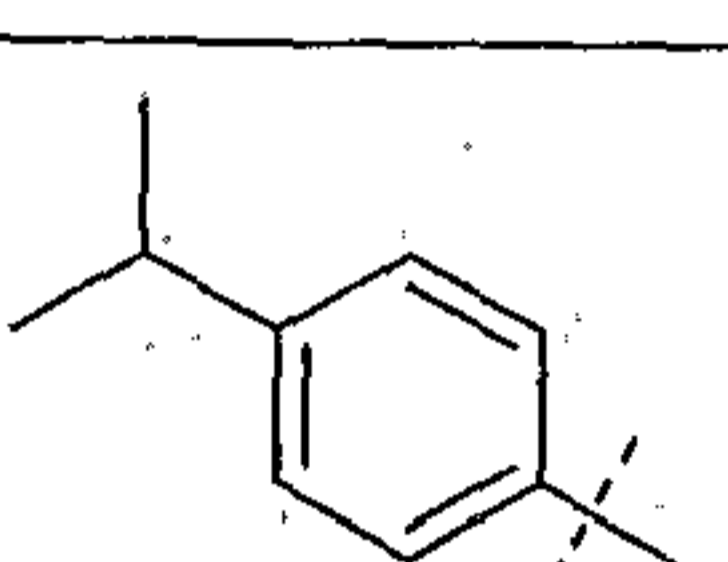
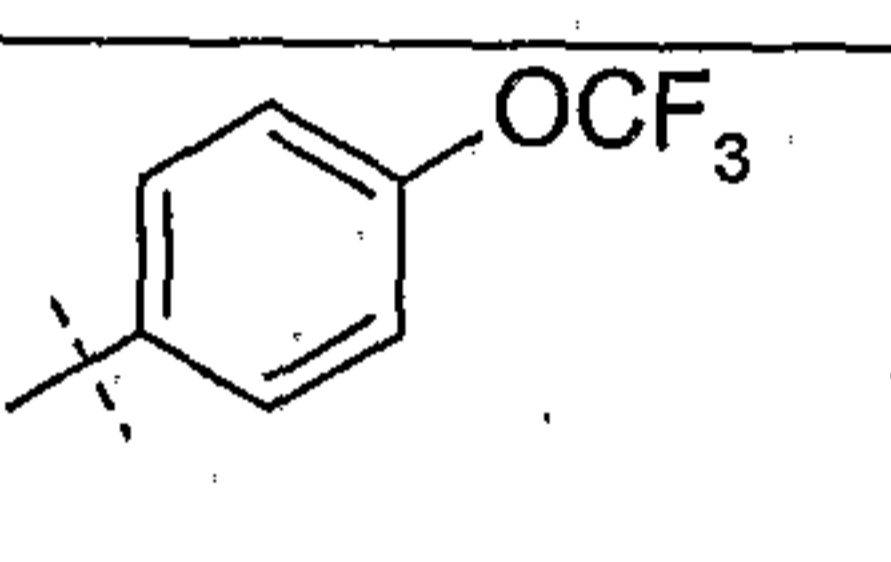
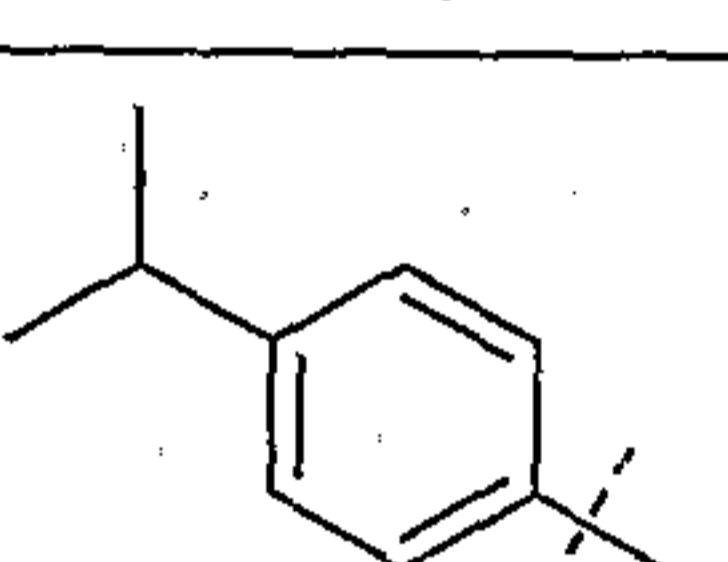
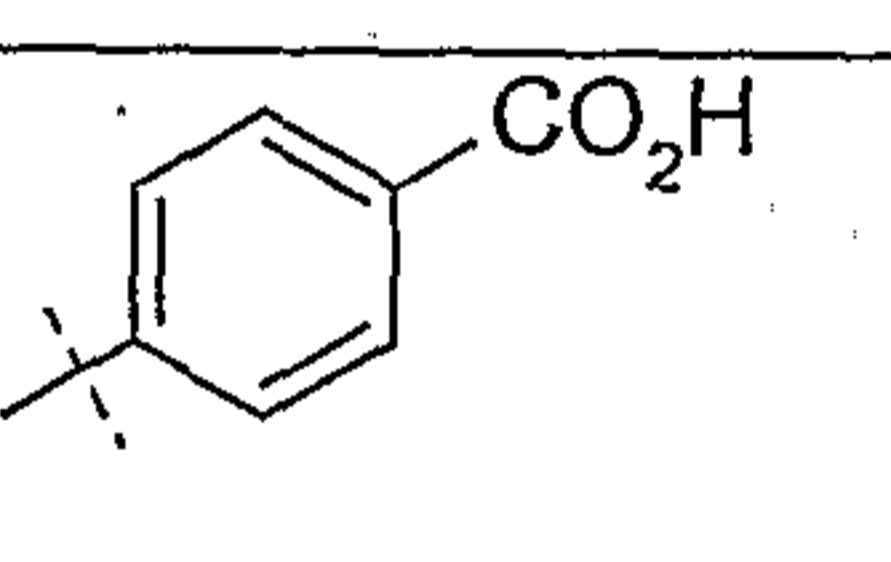
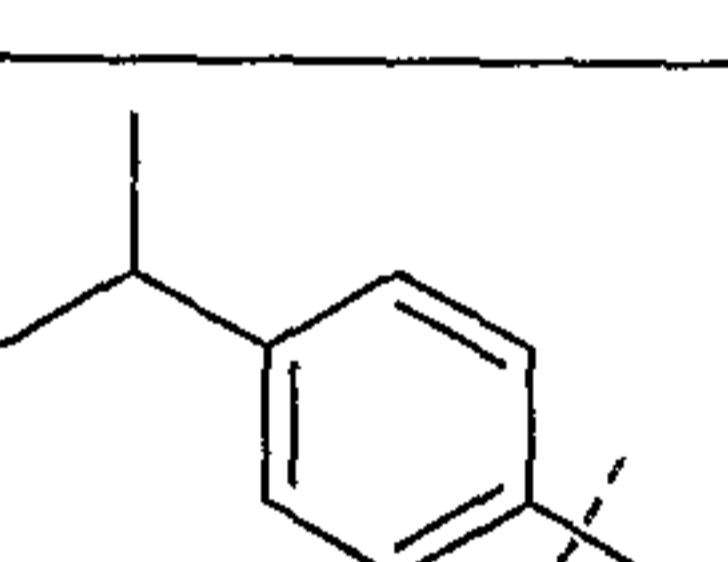
By analogous methods to those used to prepare Examples 1-3 and those in the relevant above Schemes, the following compounds were synthesized. In addition to methods used to prepare Examples 1-3, the compound of Example 13 was prepared from Example 12 following general procedure E to demethylate the methyl ether.

15



EX.	R ₁₀₀	R ₁₀₄	LCMS m/z ($M+1$) ⁺
5			365
6			393
7			433

8			433
9			435
10			359
11			435
12			389
13			375
14			377
15			407
16			403
17			394

18			378
19			428
20			428
21			416
22			385
23			444
24			404

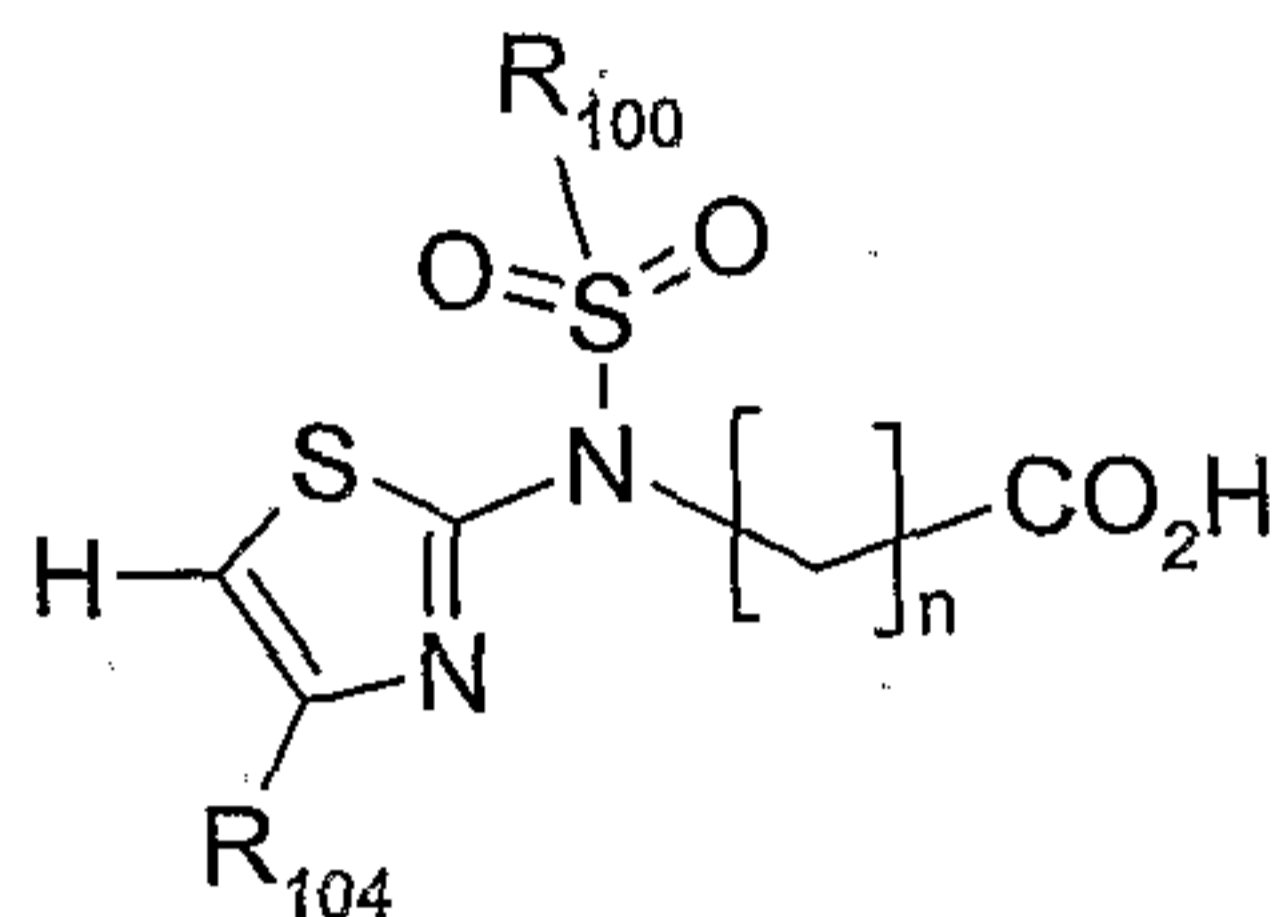
Example 25

5 {(2,5-Dimethoxy-benzenesulfonyl)-[4-(4-isopropyl-phenyl)-thiazol-2-yl]-amino}-acetic acid tert-butyl ester was prepared following general procedure F using N-[4-(4-isopropyl-phenyl)-thiazol-2-yl]-2,5-dimethoxy-benzenesulfonamide (126 mg, 0.3 mmol), tert-butyl bromoacetate (90.4 μ L, 98%, 0.6 mmol), potassium carbonate (124 mg, 0.9 mmol) and DMF (1 mL). Purification (silica gel, ethyl acetate/hexanes 1:4) gave the product compound (111 mg, 0.208 mmol). LCMS m/z : 533 ($M+1$)⁺.

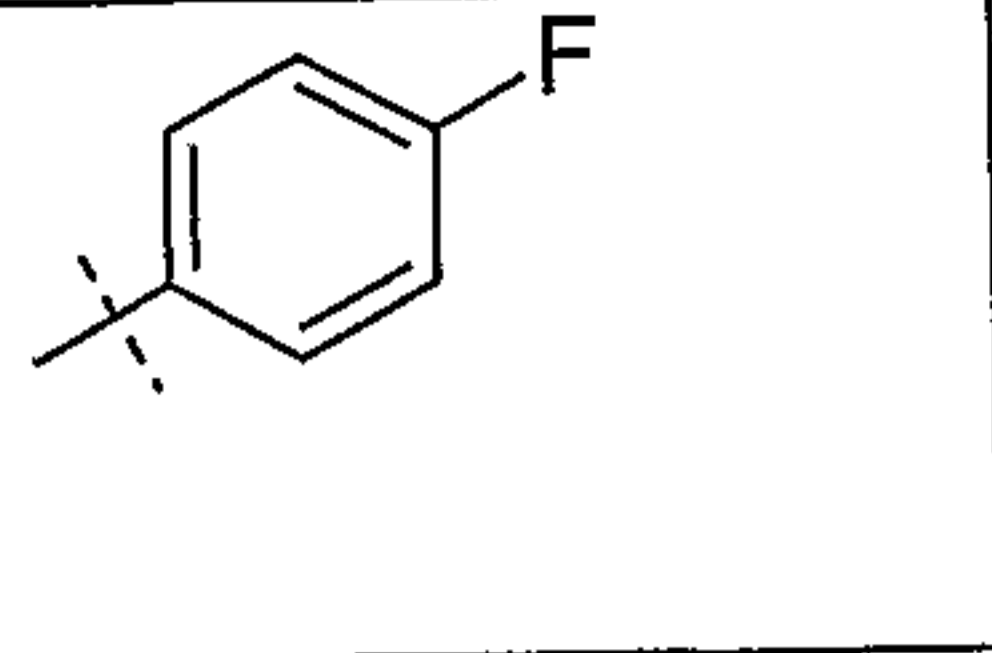
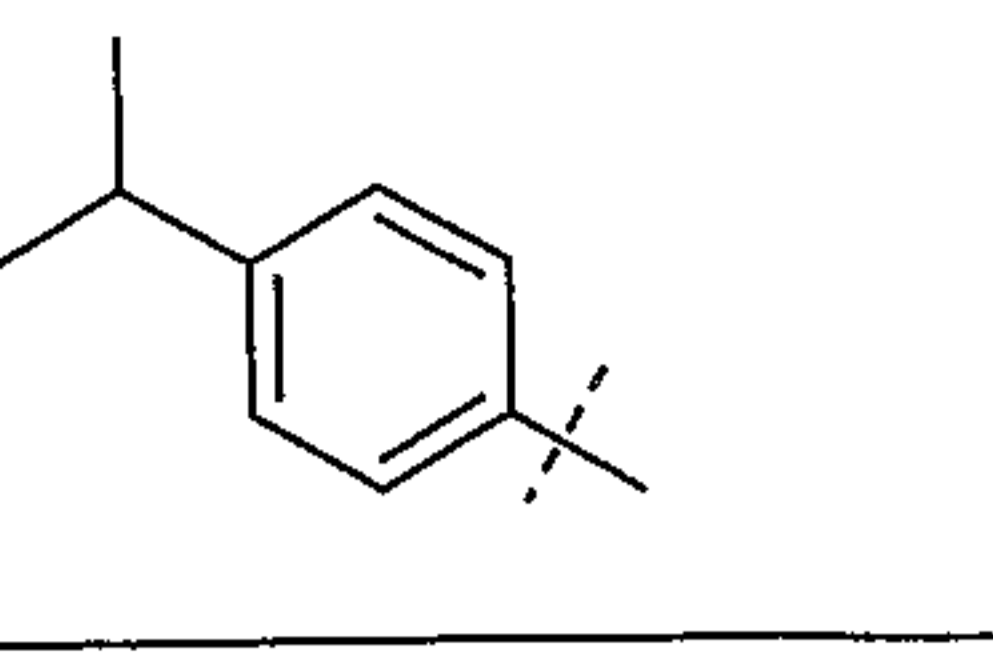
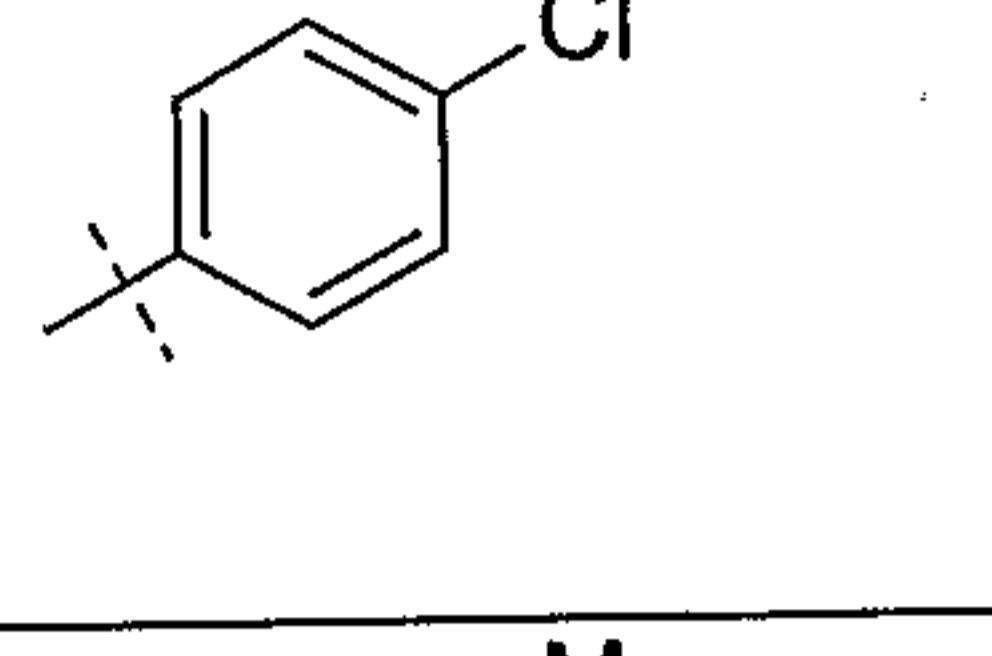
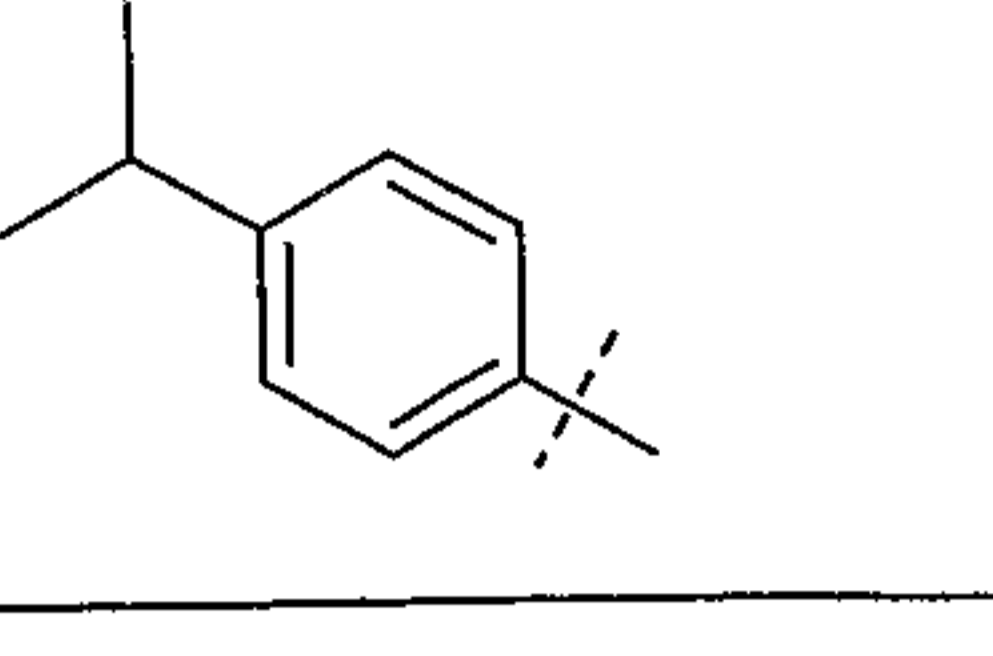
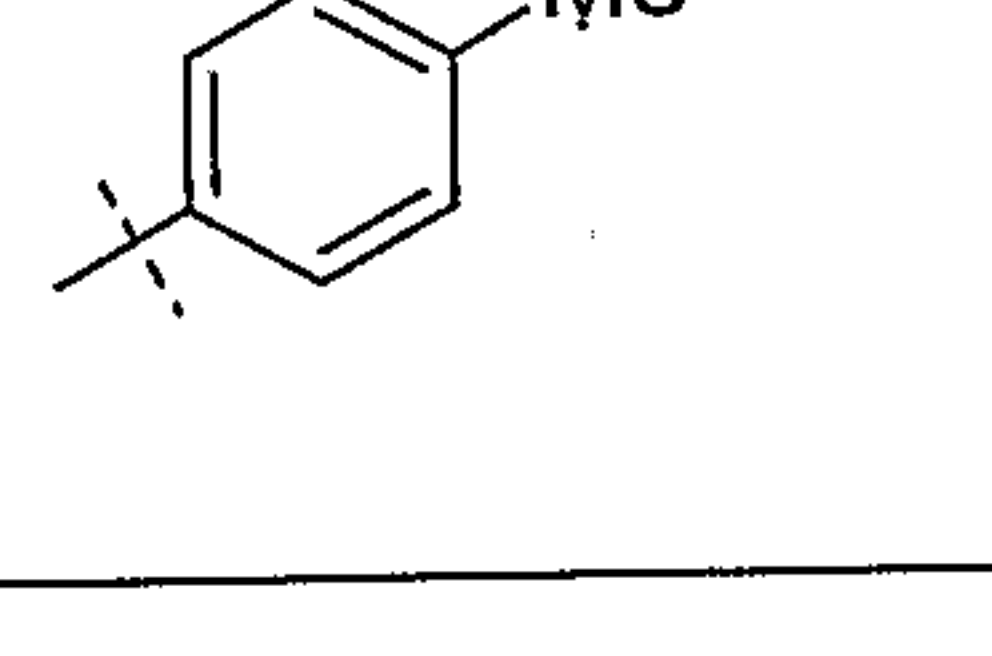
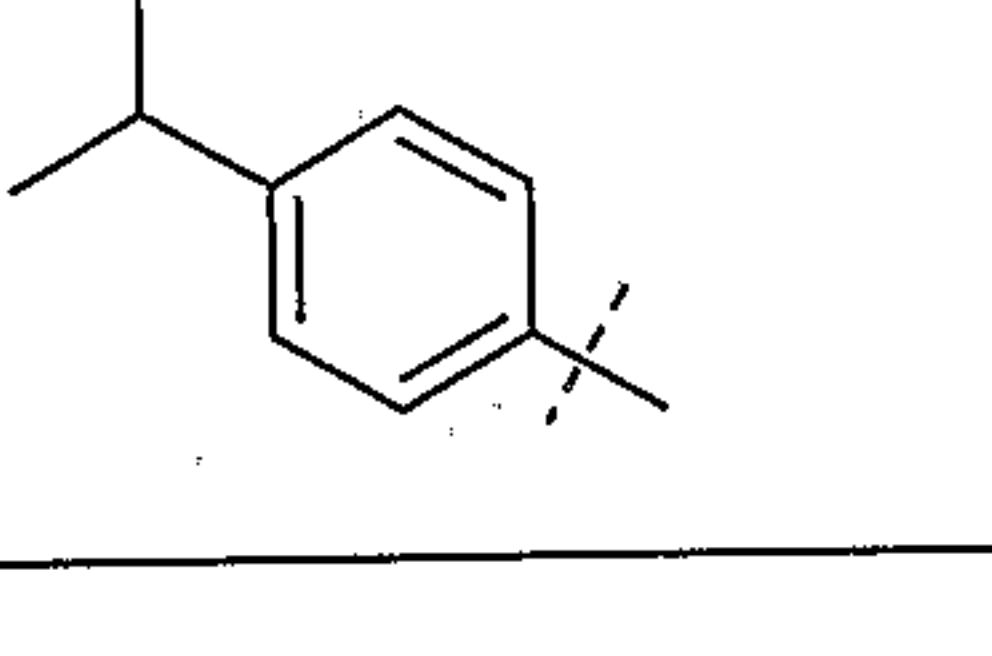
10 {(2,5-Dimethoxy-benzenesulfonyl)-[4-(4-isopropyl-phenyl)-thiazol-2-yl]-amino}-acetic acid was prepared following general procedure G1 using a solution of {(2,5-dimethoxy-benzenesulfonyl)-[4-(4-isopropyl-phenyl)-thiazol-2-yl]-amino}-acetic acid tert-butyl ester (96.8 mg, 0.182 mmol) in DCM (3 mL) and 4 N HCl solution in dioxane (2.5 mL) followed by

trituration in hexanes to give {(2,5-Dimethoxy-benzenesulfonyl)-[4-(4-isopropyl-phenyl)-thiazol-2-yl]-amino}-acetic acid. $^1\text{H-NMR}$ (400 MHz, CDCl_3): 7.64(d, 2H), 7.55(d, 1H), 7.09-7.26(m, 3H), 6.87(d, 1H), 4.85(s, 2H), 3.82(s, 3H), 3.66(s, 3H), 2.92(sept, 1H), 1.25(d, 6H); LCMS m/z : 477 ($M+1$) $^+$.

- 5 By analogous methods to those used to prepare Example 25 and those in the relevant above Schemes, the following compounds were synthesized.



EX	R ₁₀₀	R ₁₀₄	n	LCMS m/z ($M+1$) $^+$
26			3	505
27			1	448
28			1	443
29			2	500
30			2	466
31			2	488

32			2	450
33			1	452
34			1	502

Example 35

3-[(Thiophen-2-ylmethyl)-amino]-propionitrile was prepared following general
 5 procedure D using thiophene-2-carboxaldehyde (477 μ L, 98%, 5 mmol), 3-amino-
 propionitrile (373 μ L, 99%, 5 mmol), 1 M acetic acid solution in DCE (6 mL), DCE (9 mL) and
 sodium triacetoxyborohydride (1.31 g, 97%, 6 mmol). The crude product was used without
 further purification. LCMS m/z : 167 (M+1)⁺.

3-[(thiophen-2-ylmethyl)-amino]-propionitrile (from previous step) and Fmoc
 10 isothiocyanate (1.48 g, 5 mmol) were dissolved in THF (8 mL). The mixture was stirred for
 35 min. and diethyl amine (2 mL) was added. The reaction was stirred for a further 2 h. The
 resulting thiourea, after treating with hexanes, was used without further purification. LCMS
 m/z : 226 (M+1)⁺.

3-[[4-(4-Isopropyl-phenyl)-thiazol-2-yl]-thiophen-2-ylmethyl-amino]-propionitrile was
 15 prepared following general procedure B using 2-bromo-1-(4-isopropyl-phenyl)-ethanone (5
 mmol), 1-(2-cyano-ethyl)-1-thiophen-2-ylmethyl-thiourea (from previous step) and MeOH (15
 mL). Purification by flash chromatography (ethyl acetate/hexanes 1:7, 1:4) gave the
 propionitrile (1.013 g, 2.76 mmol). LCMS m/z : 368 (M+1)⁺.

3-[[4-(4-Isopropyl-phenyl)-thiazol-2-yl]-thiophen-2-ylmethyl-amino]-propionic acid was
 20 prepared following general procedure I using 3-[[4-(4-isopropyl-phenyl)-thiazol-2-yl]-
 thiophen-2-ylmethyl-amino]-propionitrile (368 mg, 1 mmol), 1 N NaOH (aq) solution (4 mL)
 and ethanol (2 mL). The mixture was refluxed for 15 h. Trituration in hexanes gave 3-[[4-(4-
 isopropyl-phenyl)-thiazol-2-yl]-thiophen-2-ylmethyl-amino]-propionic acid. LCMS m/z : 387
 (M+1)⁺. The sodium salt was prepared following general procedure J using 3-[[4-(4-
 25 isopropyl-phenyl)-thiazol-2-yl]-thiophen-2-ylmethyl-amino]-propionic acid (93.8 mg, 0.243
 mmol), 1 N NaOH (aq) solution (0.243 mL), THF (1 mL) and MeOH (1 mL). Trituration in

hexanes gave sodium 3-[[4-(4-isopropyl-phenyl)-thiazol-2-yl]-thiophen-2-ylmethyl-amino]-propionate.

¹H-NMR (400 MHz, CD₃OD): 7.78-7.81(m, 2H), 7.22-7.28(m, 3H), 7.13-7.14(m, 1H), 6.94-6.96(m, 1H), 6.83(s, 1H), 4.99(s, 2H), 3.70(dd, 2H), 2.91(sept, 1H), 2.56-2.59(m, 2H), 1.26(d, 6H); LCMS *m/z*: 387 (M+1)⁺.

Example 36

3-(1-Thiophen-2-ylmethyl-thioureido)-propionic acid tert-butyl ester was prepared (750 mg) following general procedure D using thiophene-2-carbaldehyde (0.466 mL, 5 mmol), beta-alanine tert-butyl ester hydrochloride (905 mg, 5 mmol), sodium triacetoxyborohydride (1.27 g, 6 mmol), Fmoc isothiocyanate (1.4 g, 95.3%, 5 mmol), and diethyl amine (2 mL). LCMS *m/z*: 301 (M+1)⁺.

3-{Thiophen-2-ylmethyl-[4-(4-p-tolyl)-thiazol-2-yl]-amino}-propionic acid tert-butyl ester was prepared (37 mg, 89%) following general procedure B using 2-bromo-1-(4-tolyl)-ethanone (21 mg, 0.1 mmol), 3-(1-thiophen-2-ylmethyl-thioureido)-propionic acid tert-butyl ester (30 mg, 0.1 mmol). LCMS *m/z*: 416 (M+1)⁺.

3-{Thiophen-2-ylmethyl-[4-(4-p-tolyl)-thiazol-2-yl]-amino}propionic acid hydrochloride was prepared (35 mg) following general procedure G1 using 3-{thiophen-2-ylmethyl-[4-(4-tolyl)-thiazol-2-yl]-amino}propionic acid tert-butyl ester (37 mg, 0.089 mmol) and 4 N HCl solution in dioxane (1.0 mL). LCMS *m/z*: 360 (M+1)⁺. ¹H NMR (CDCl₃, 400 MHz): δ 2.4 (s, 3H), 3.1 (t, 2H), 4.3 (t, 2H), 5.2 (s, 2H), 6-5-7.8 (Ar-H, 8H).

Example 37

Trans-4-methyl-cyclohexanol (4.0 g, 35.03 mmol), 4'-fluoroacetophenone (166.1 mg, 1.202 mmol), DMF (60 mL) and NaH (1.33 g, 33.3 mmol, 60% suspension in mineral oil) were combined as outlined in general procedure L using sonication. After aqueous workup the residue was purified by silica gel chromatography (gradient, hexane -> 4% EtOAc-hexane) to obtain the desired ether (2.86 g).

The above acetophenone derivative (2.30 g, 9.91 mmol), pyrrolidone hydrotribromide (5.2 g, 10.48 mmol) and MeOH (70 mL) were combined according to general procedure A. After aqueous workup, the resulting 2-bromoketone was used without further purification.

The 2-bromo-1-[4-(trans-4-methyl-cyclohexyloxy)-phenyl]-ethanone (764 mg, 3.44 mmol), 3-(1-cyclopentyl-thioureido)-propionic acid tert-butyl ester (935 mg, 2.46 mmol), NMP (6 mL) were combined as indicated in general procedure B. The reaction was stirred at room temperature overnight. After an aqueous work up, the crude product was purified by silica gel chromatography (gradient, hexane -> 3% EtOAc-hexane) to afford 3-(cyclopentyl-4-[4-(trans-4-methyl-cyclohexyloxy)-phenyl]-thiazol-2-yl)-amino)-propionic acid tert-butyl ester (1.05 g).

The above ester (94.6 mg, 0.195 mmol) and 4M HCl in dioxane (3 mL) were combined utilizing general procedure G1 to afford the HCl salt of 3-(cyclopentyl-{4-[4-(trans 4-methyl-cyclohexyloxy)-phenyl]-thiazol-2-yl}-amino)-propionic acid (77.5 mg), LCMS *m/z*: 430 (M+1)⁺.

5 Example 38

3-(1-Cyclopentyl-thioureido)-propionic acid tert-butyl ester was prepared using general procedure D with cyclopentanone, beta-alanine tert-butyl ester hydrochloride, sodium triacetoxymethylborohydride, Fmoc isothiocyanate, and diethyl amine.

10 3-[[5-Chloro-4-(2,4-dimethyl-phenyl)-thiazol-2-yl]-cyclopentyl-amino]-propionic acid tert-butyl ester was prepared from 2-bromo-1-(2,4-dimethyl-phenyl)-ethanone (216 mg, 0.952 mmol), 3-(1-cyclopentyl-thioureido)-propionic acid tert-butyl ester (520 mg, 1.911 mmol), and MeOH (6 mL) following general procedure B. After aqueous workup, the residue was purified by silica gel chromatography (gradient, hexane->5% EtOAc-hexane) to afford the thiazole ester (330 mg).

15 The above ester (135.4 mg, 0.339 mmol), NCS (46.7 mg, 0.349 mmol) and MeCN (4 mL) were combined according to general procedure M. After aqueous workup, the chlorothiazole was purified by silica gel chromatography (gradient, hexane->5% EtOAc-hexane) to furnish 3-[[5-chloro-4-(2,4-dimethyl-phenyl)-thiazol-2-yl]-cyclopentyl-amino]-propionic acid tert-butyl ester (134.4 mg).

20 The above ester (134 mg, 0.308 mmol) and 4M HCl in dioxane (2 mL) were combined utilizing general procedure G1 to afford the HCl salt of 3-[[5-chloro-4-(2,4-dimethyl-phenyl)-thiazol-2-yl]-cyclopentyl-amino]-propionic acid (113.5 mg, 89%), LCMS *m/z*: 380 (M+1)⁺.

Example 39

25 3-[4-(4-Isopropyl-phenyl)-thiazol-2-ylamino]-propionic acid tert-butyl ester was prepared from 3-amino-propionic acid tert-butyl ester (570 mg, 3.13 mmol), Fmoc-NCS (968 mg), via general procedure D to yield the Fmoc protected 3-thioureido-propionic acid tert-butyl ester (1.3 g). The Fmoc group was removed with Et₂NH (2 mL).

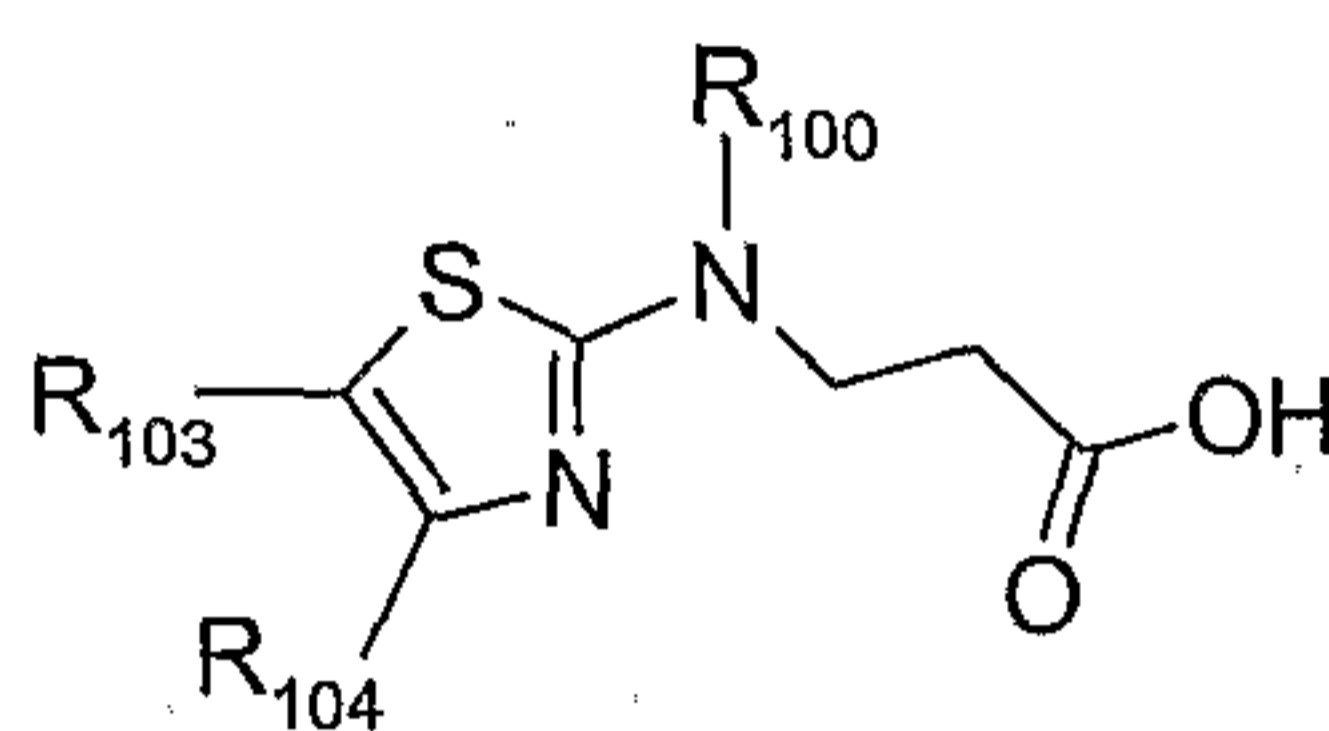
30 Combination of the above thiourea, 2-Bromo-1-(4-isopropyl-phenyl)-ethanone by means of general procedure B furnished 3-[4-(4-Isopropyl-phenyl)-thiazol-2-ylamino]-propionic acid tert-butyl ester (850 mg). LCMS *m/z*: 348 (M+1)⁺.

35 3-[[4-(4-Isopropyl-phenyl)-thiazol-2-yl]-thiophen-3-yl-amino]-propionic acid tert-butyl ester was synthesized by combining the above prepared 2-aminothiazole ester (200 mg, 0.577 mmol), Cu(OAc)₂ (208mg, 1.154 mmol), thiophene-3-boronic acid (110 mg, 0.866 mmol), and powdered 4 Å molecular sieves (200 mg). The reaction mixture was diluted with dichloromethane (5 mL) and triethylamine (0.42 mL, 2.886 mmol). After stirring the heterogenous reaction mixture for 24h at room temperature under ambient atmosphere, the

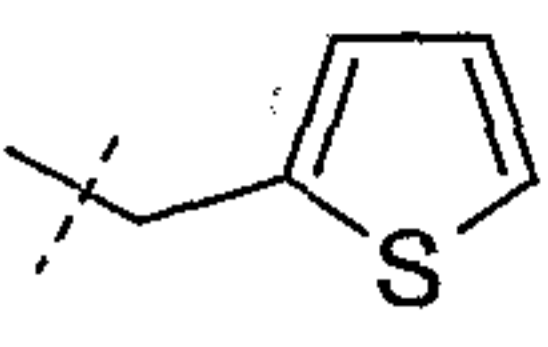
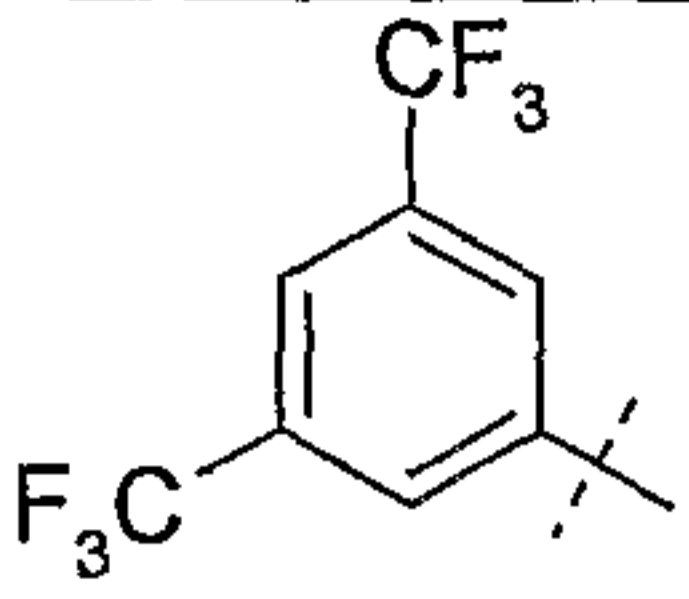
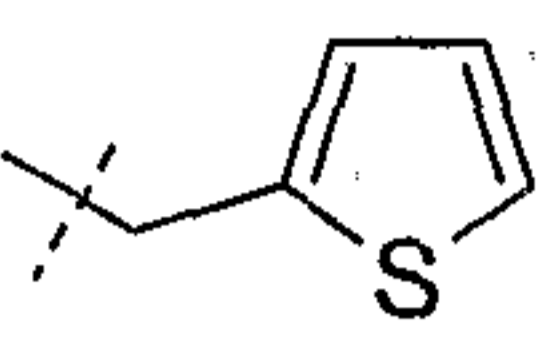
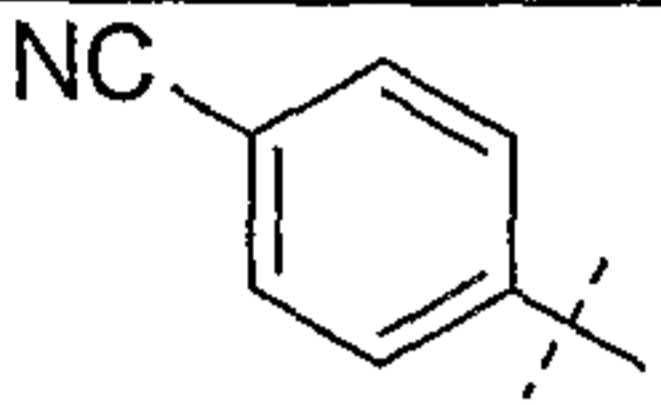
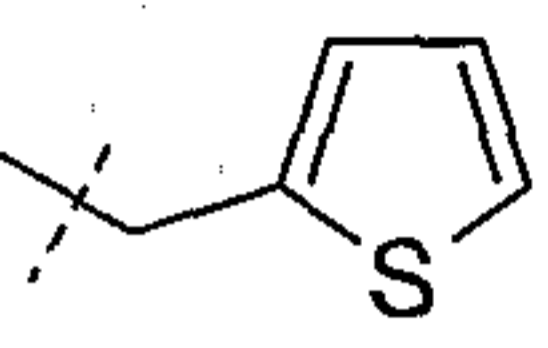
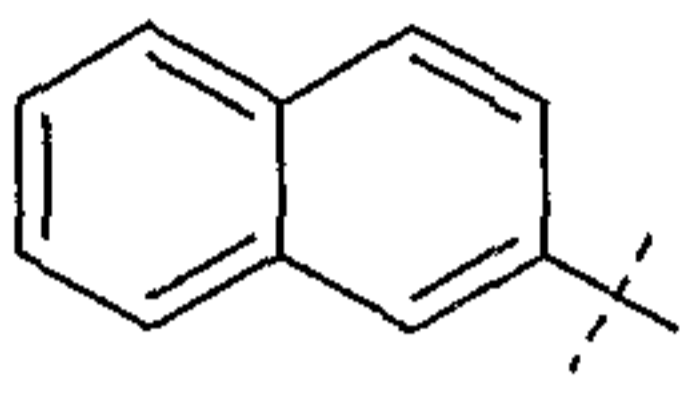
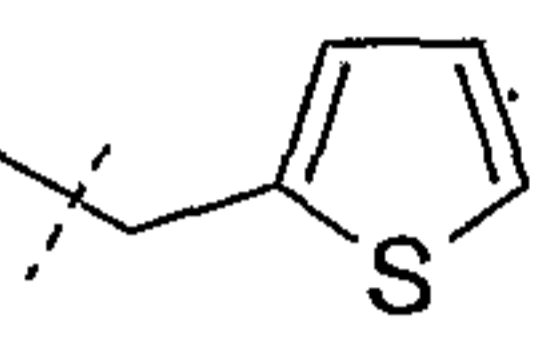
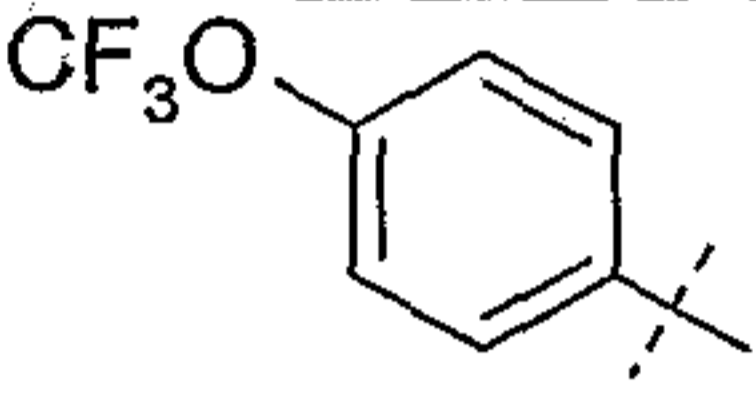
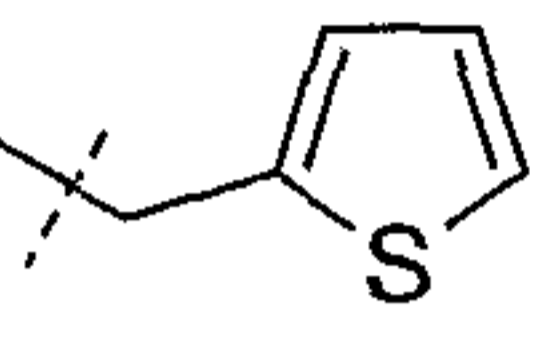
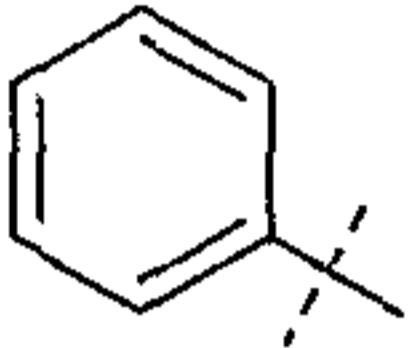
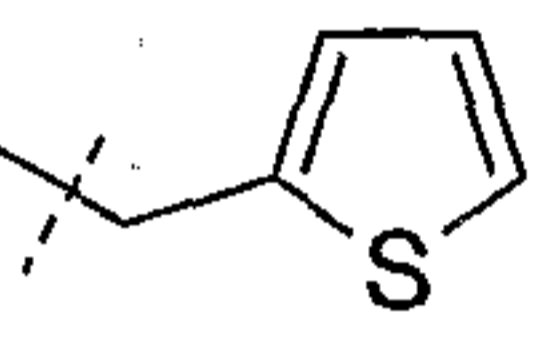
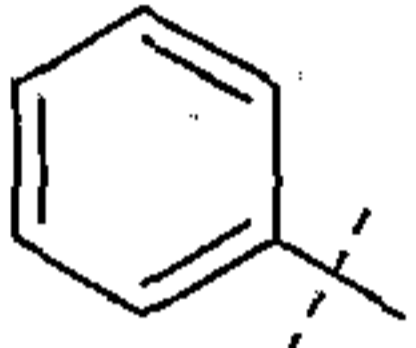
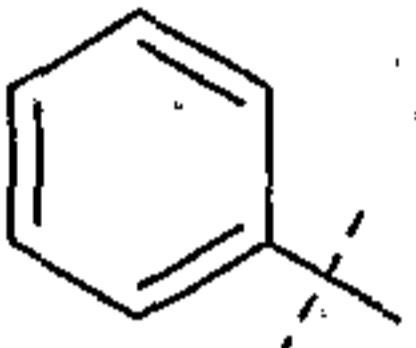
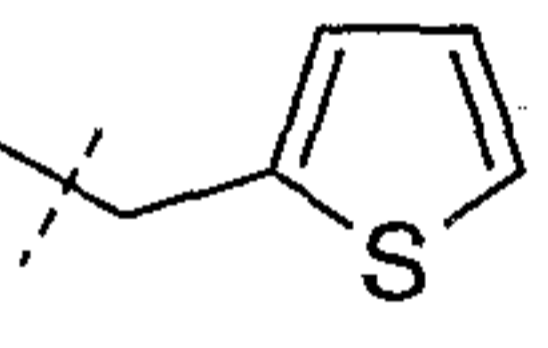
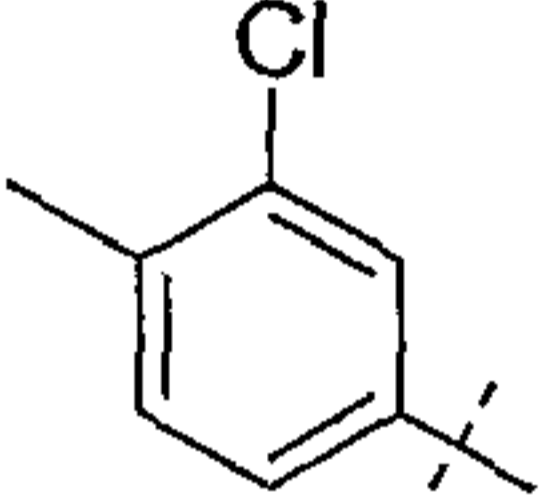
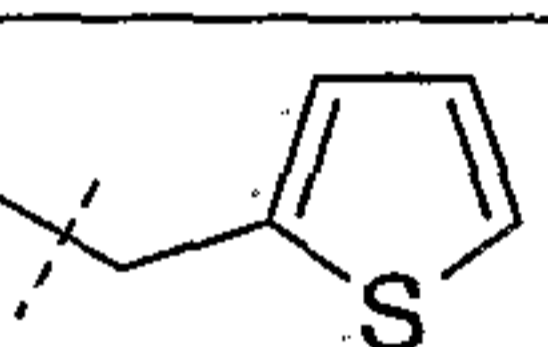
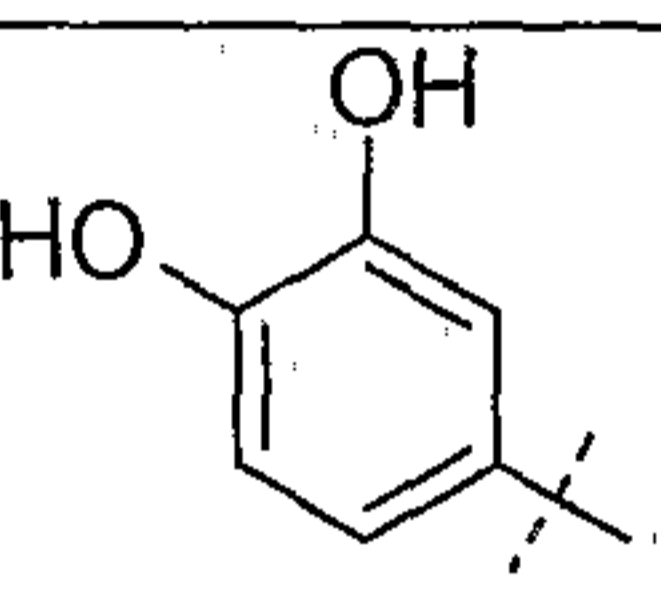
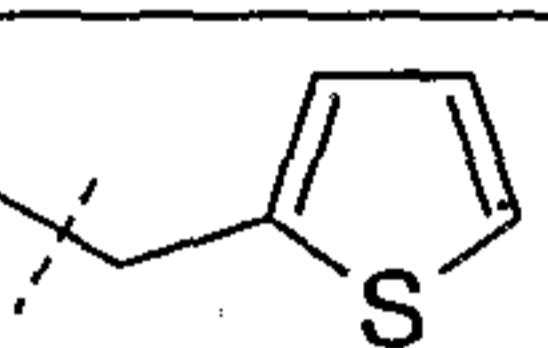
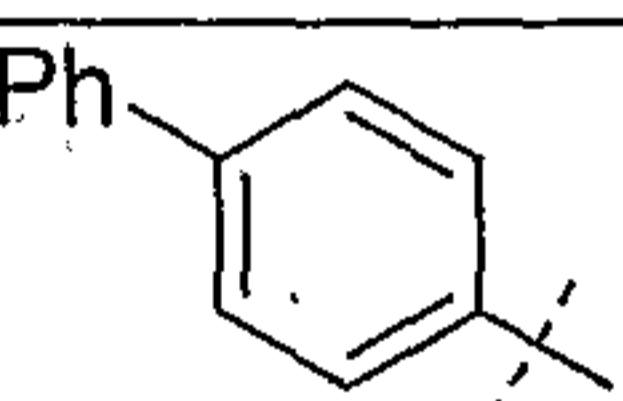
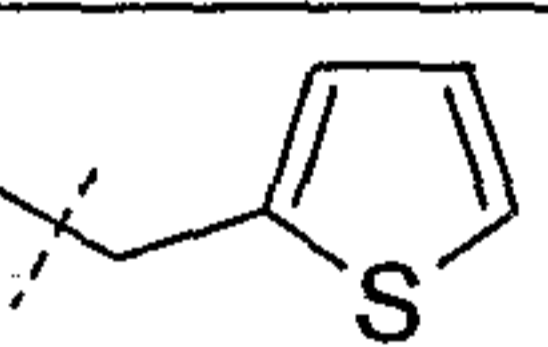
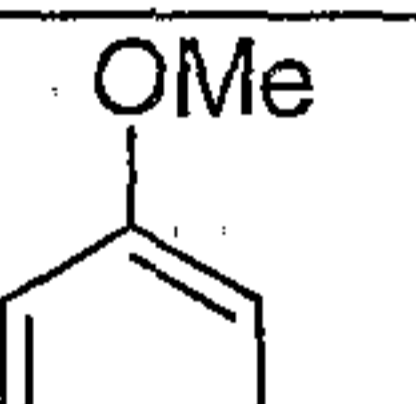
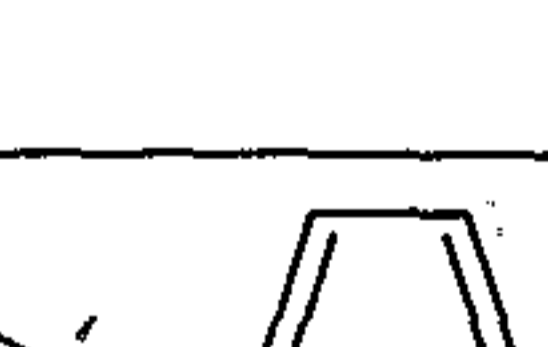
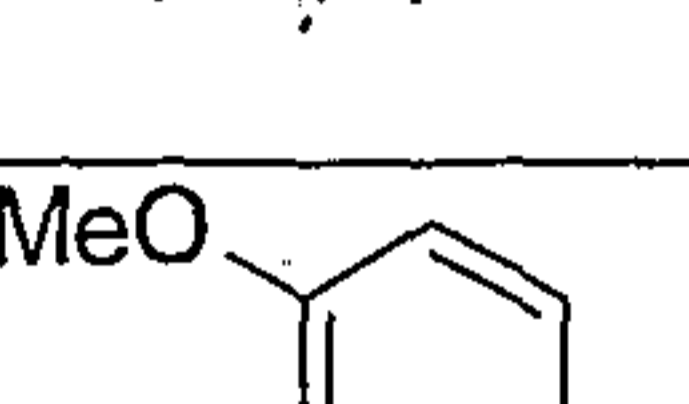

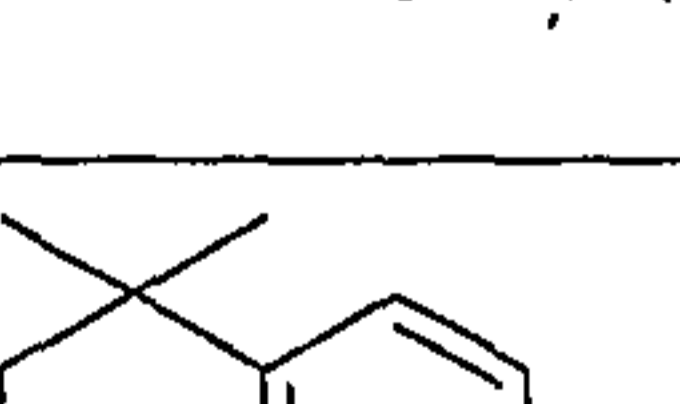
resulting slurry was filtered and the product was isolated from the organic filtrate by flash chromatography (eluant: 20% ethyl acetate in hexanes). Yield 16 mg. LCMS m/z : 430 (M+1)⁺.

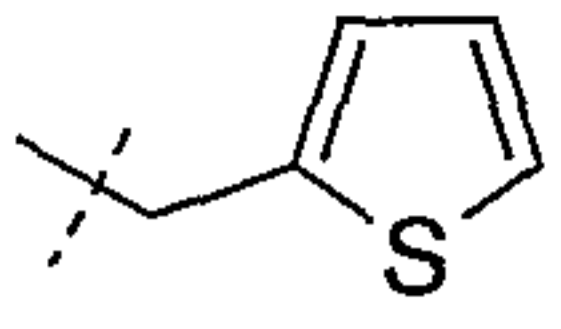
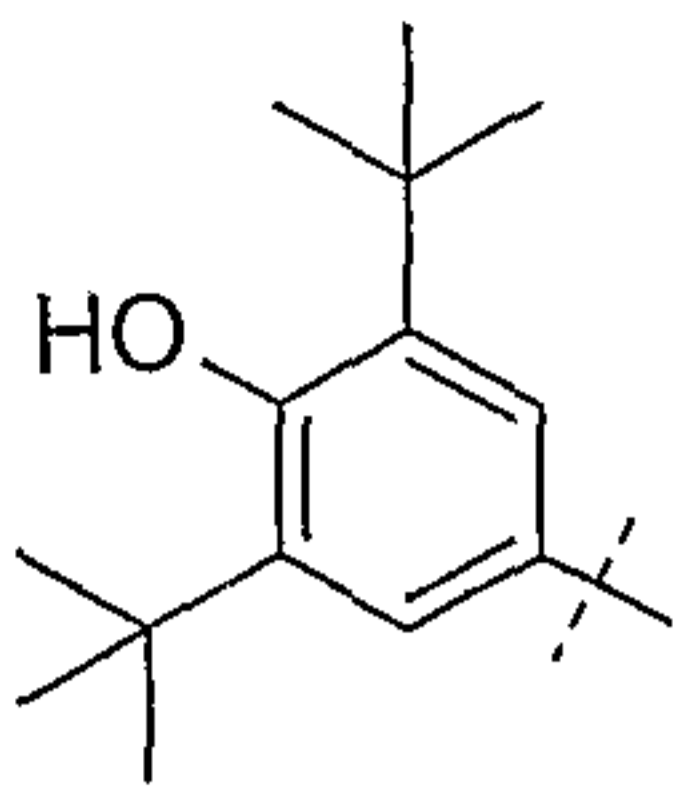
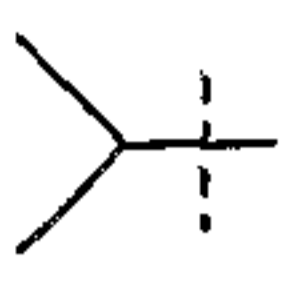
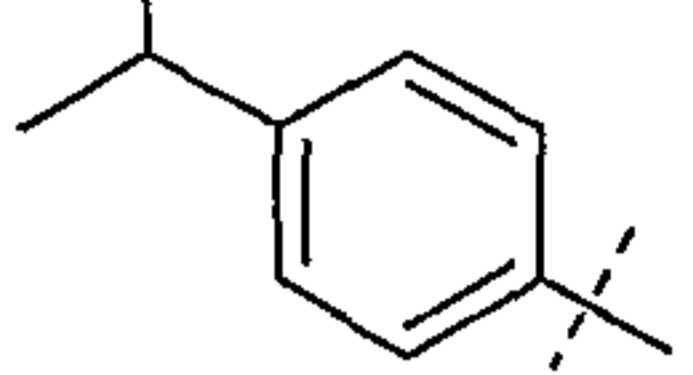
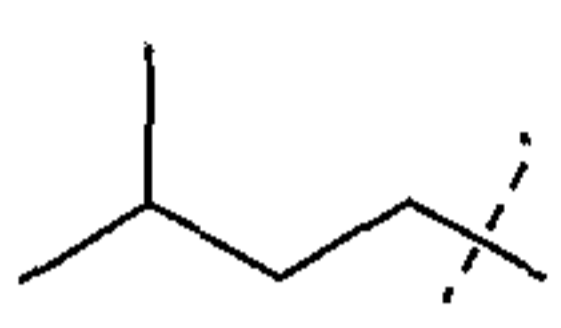
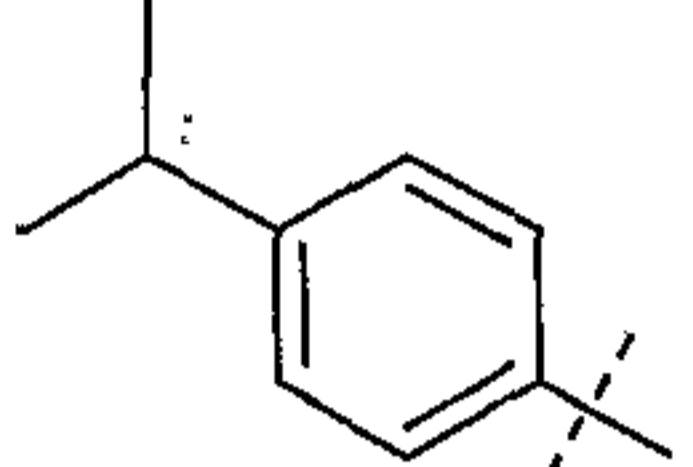
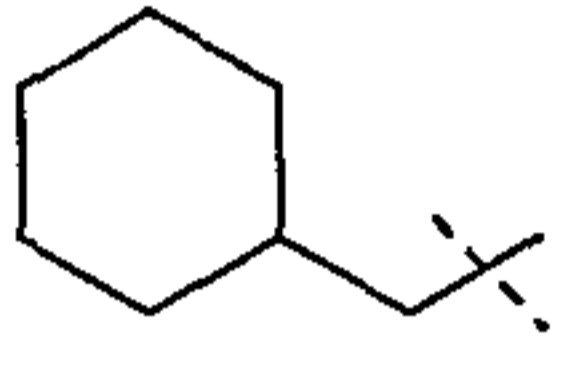
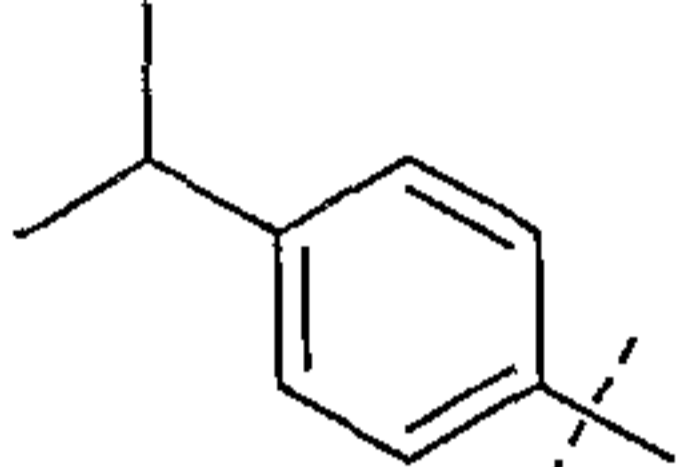
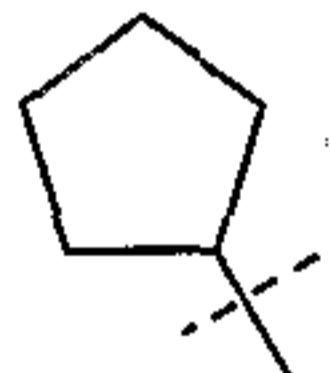
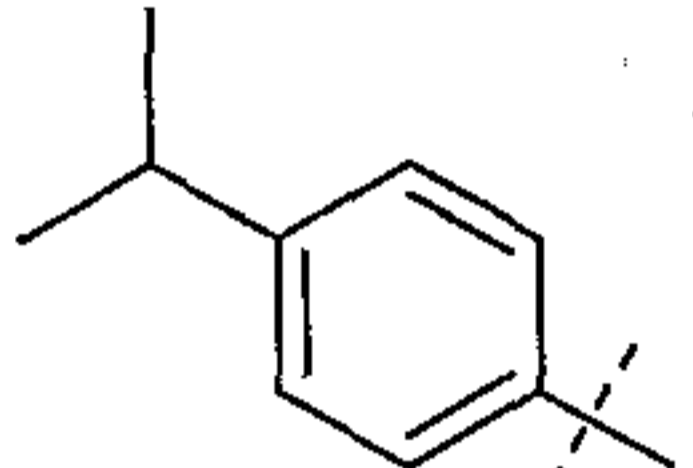
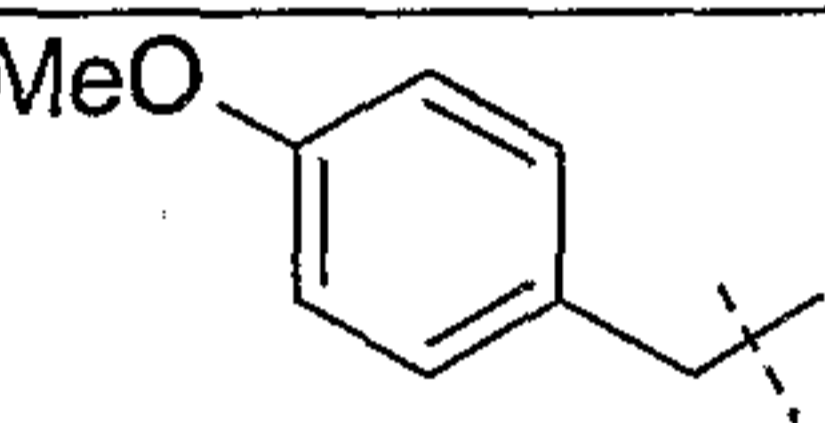
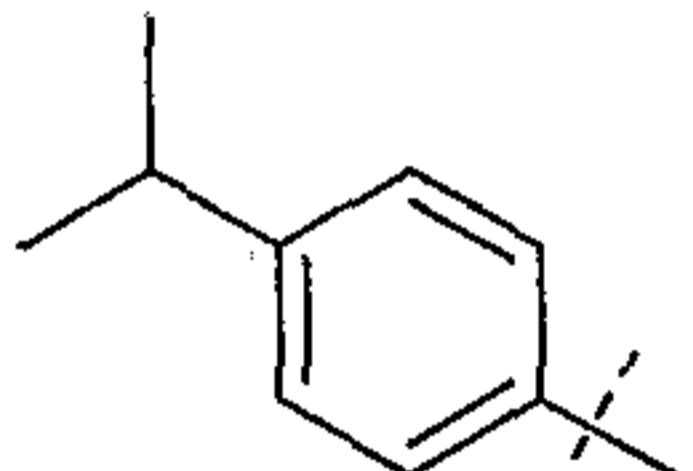
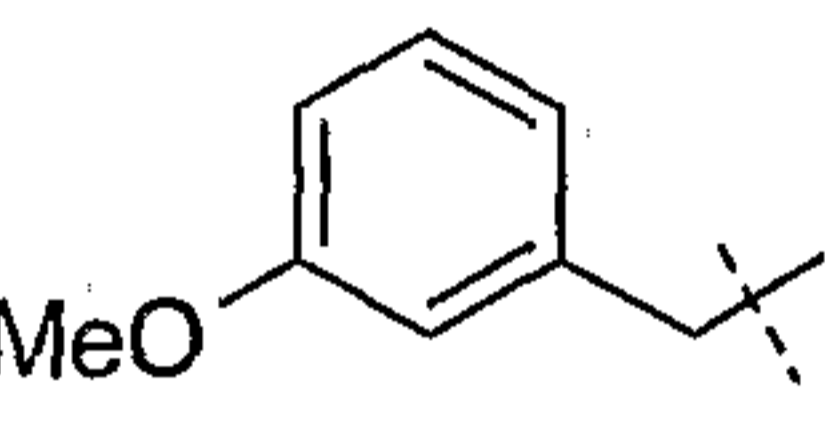
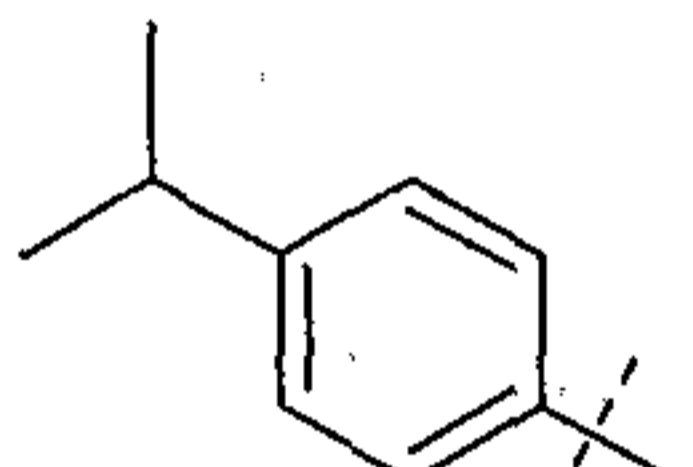
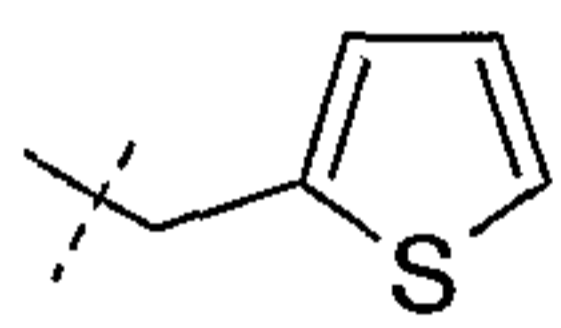
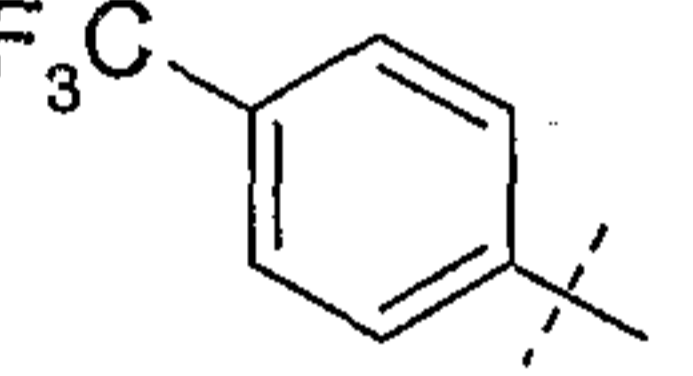
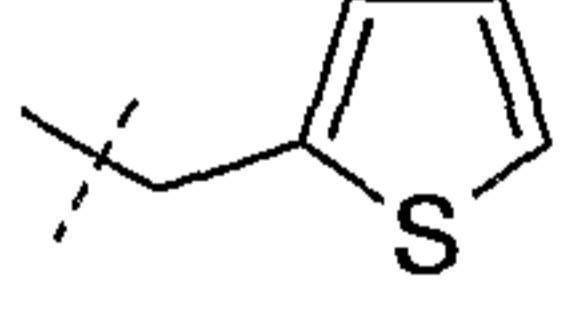
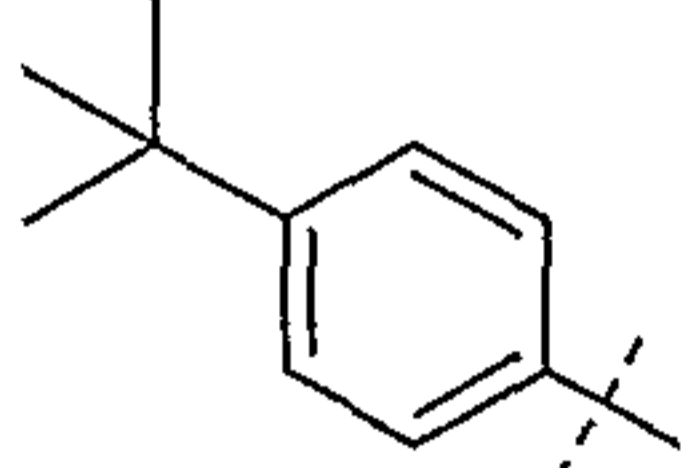
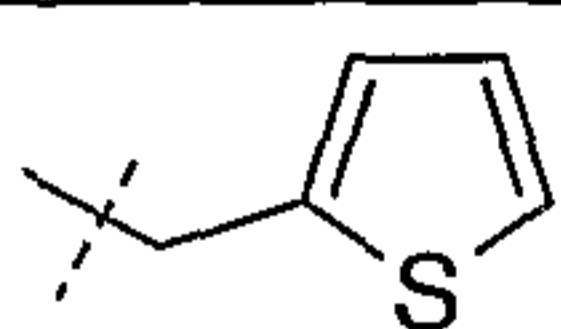
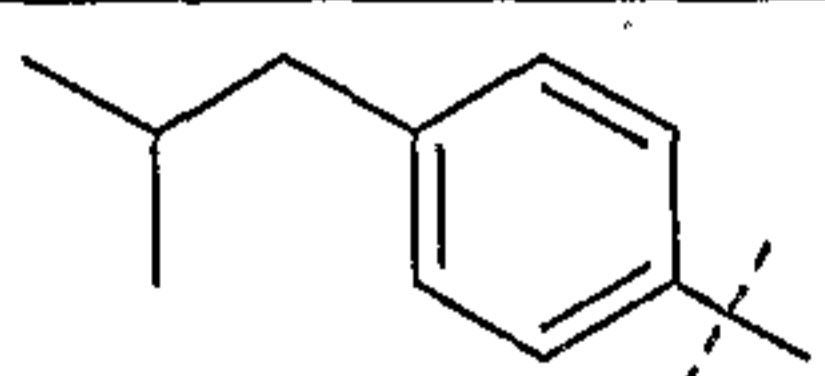
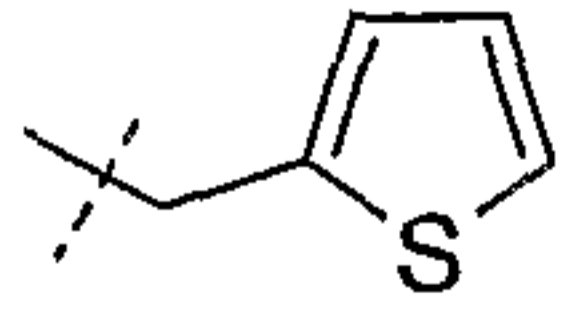
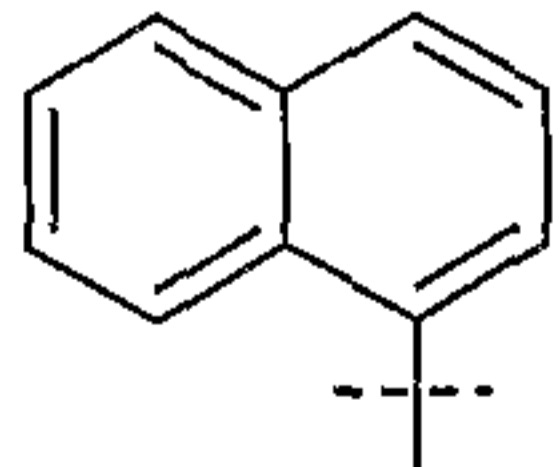
5 3-[[4-(4-Isopropyl-phenyl)-thiazol-2-yl]-thiophen-3-yl-amino}-propionic acid was prepared from the above ester using general procedure G1. ¹H NMR (DMSO-d₆, 400 MHz): δ 1.22 (d, 6H); 2.70 (m, 2H), 2.90 (m, 1H); 3.81 (brs, 1H); 4.16 (m, 2H), 7.15 (s, 1H), 7.29 (m, 3H); 7.67 (m, 2H); 7.77 (m, 2H).

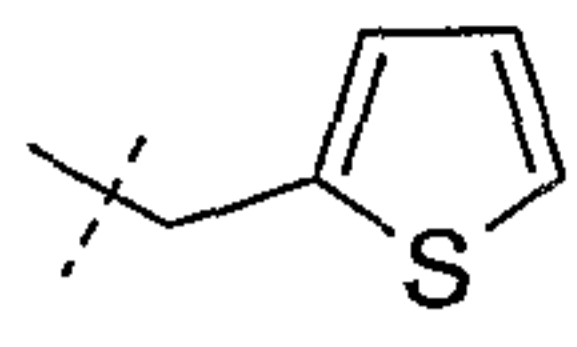
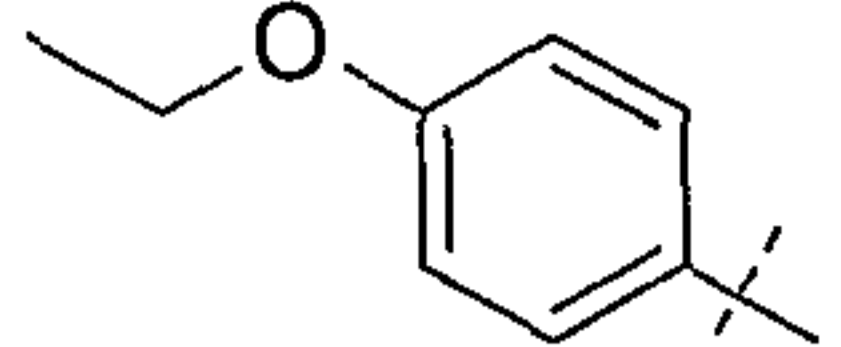
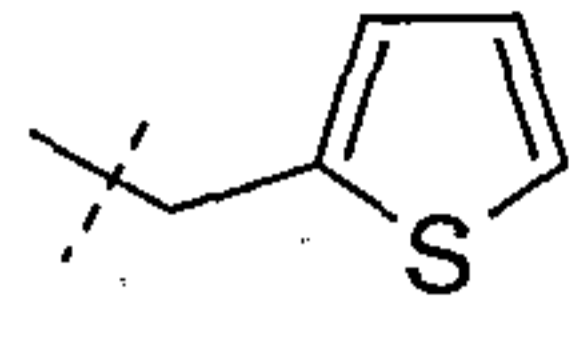
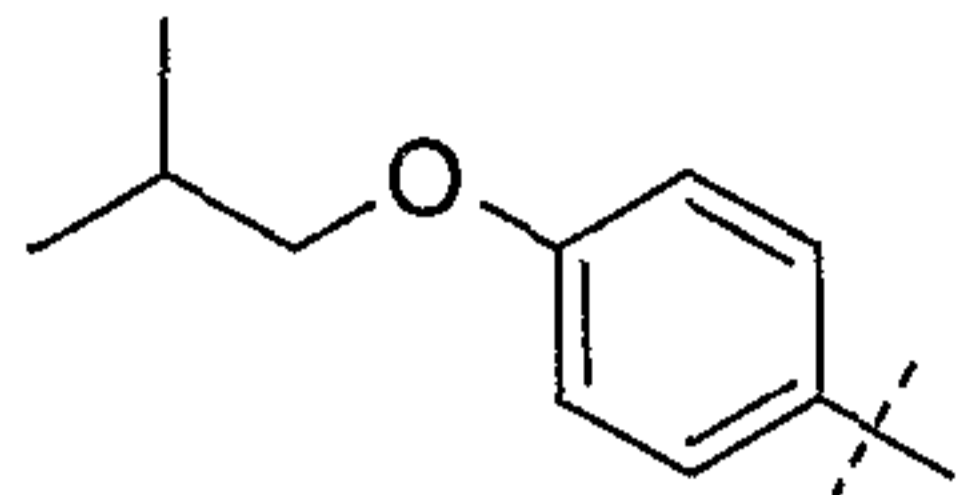
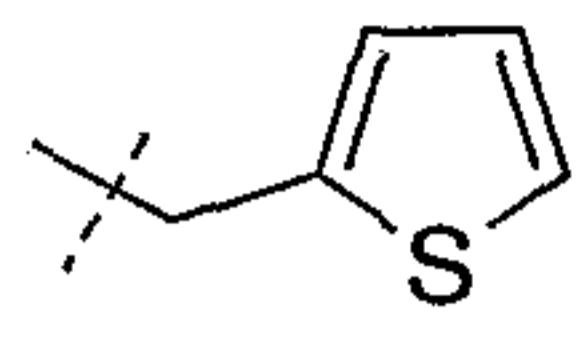
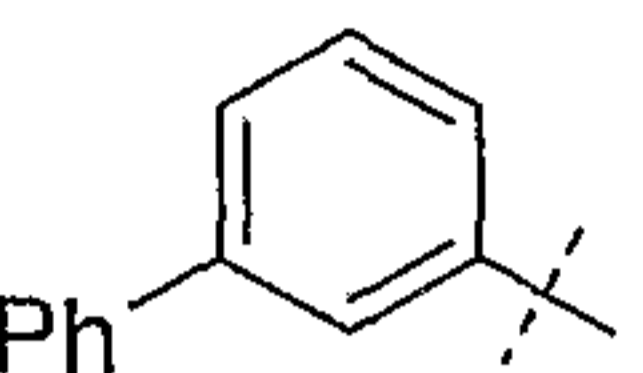
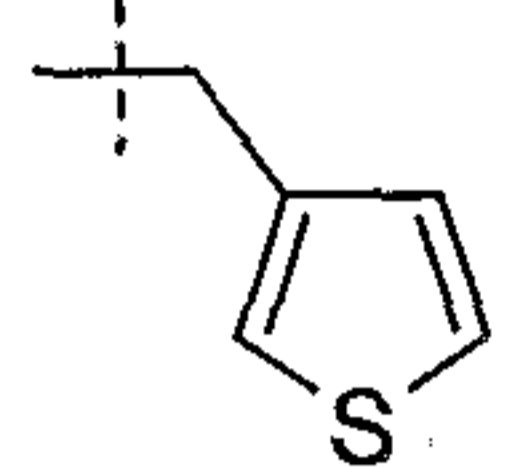
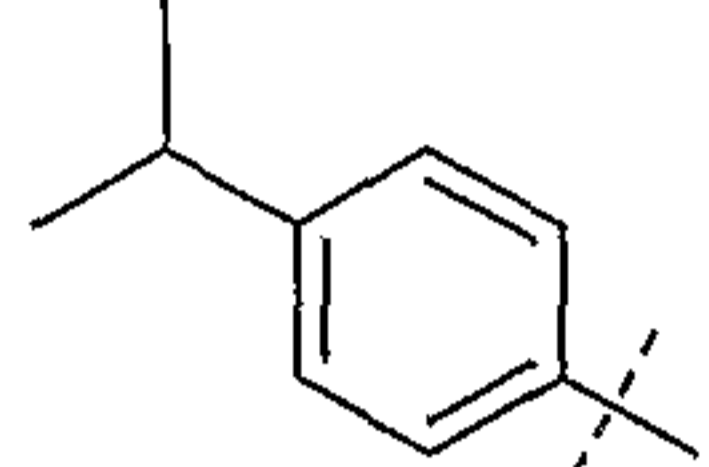
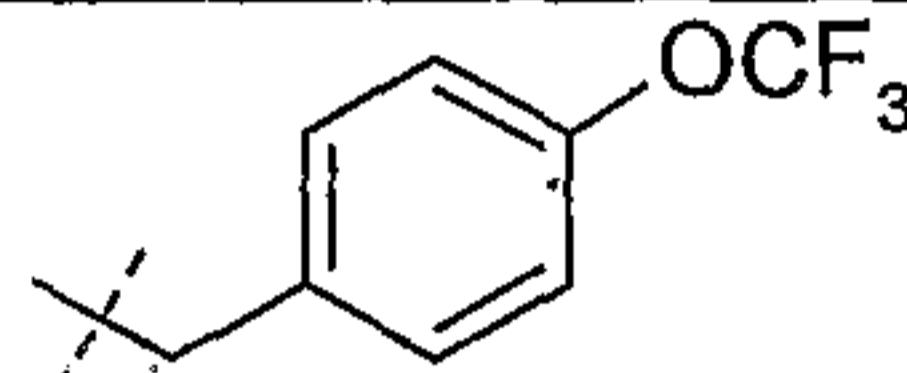
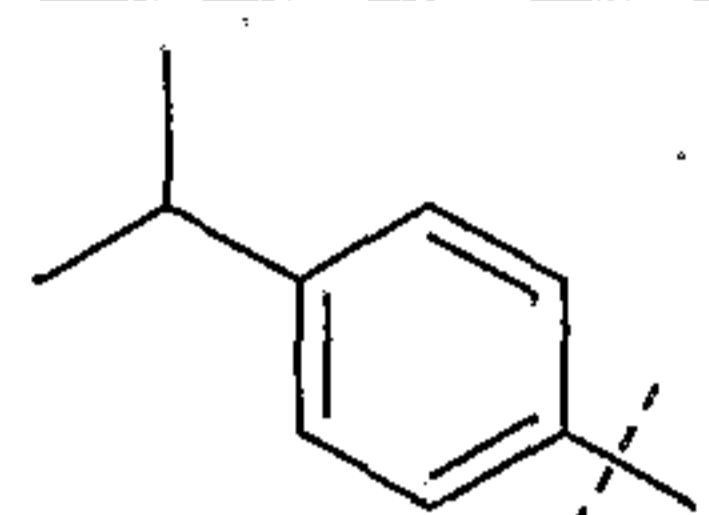
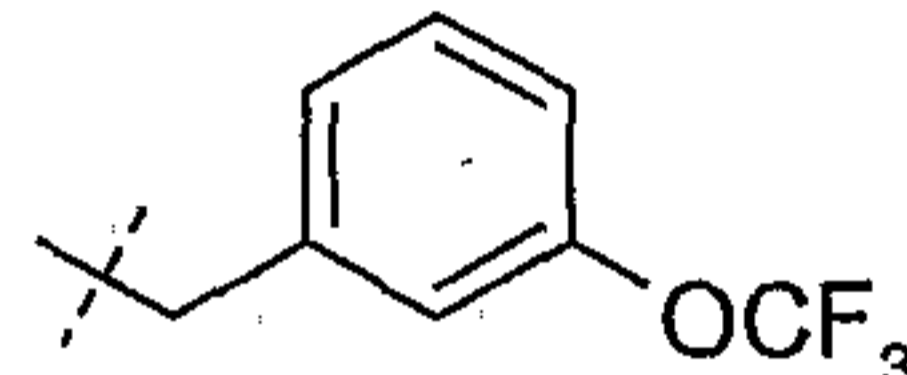
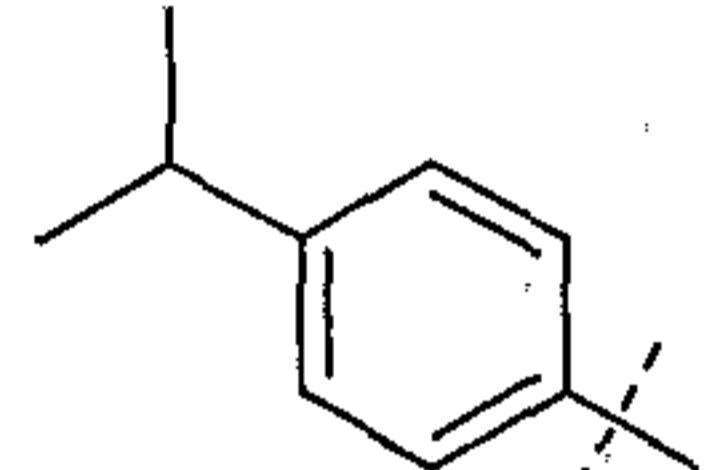
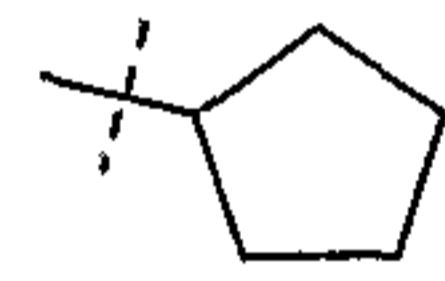
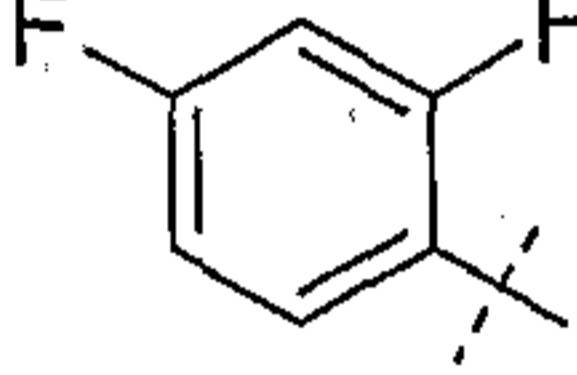
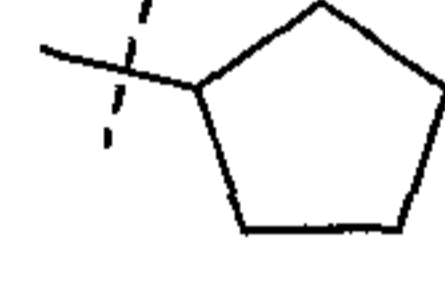
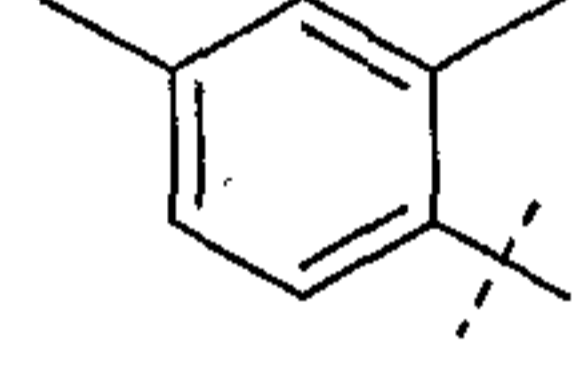
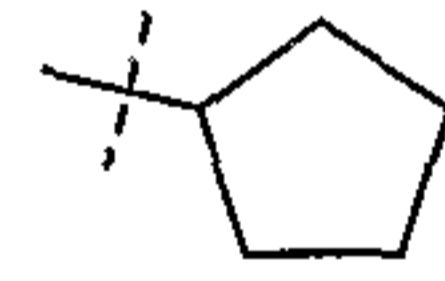
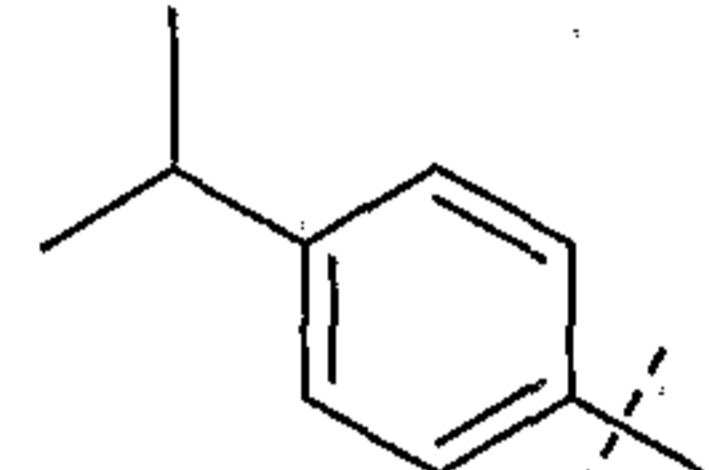
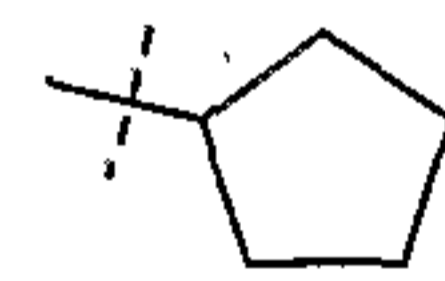
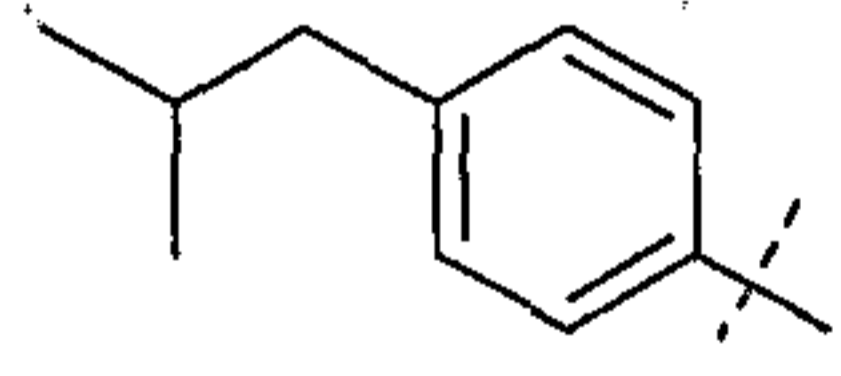
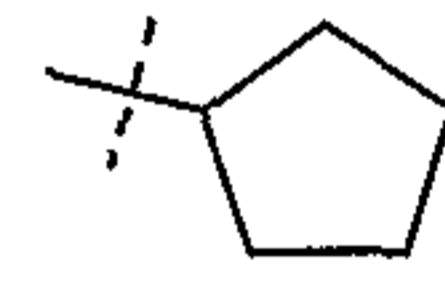
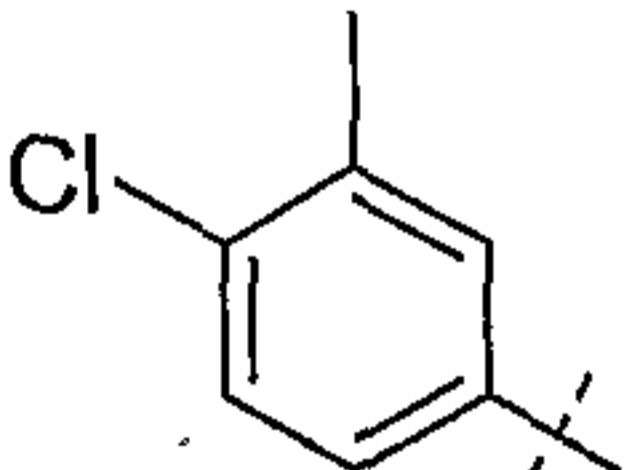
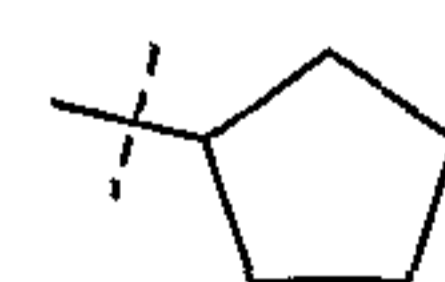
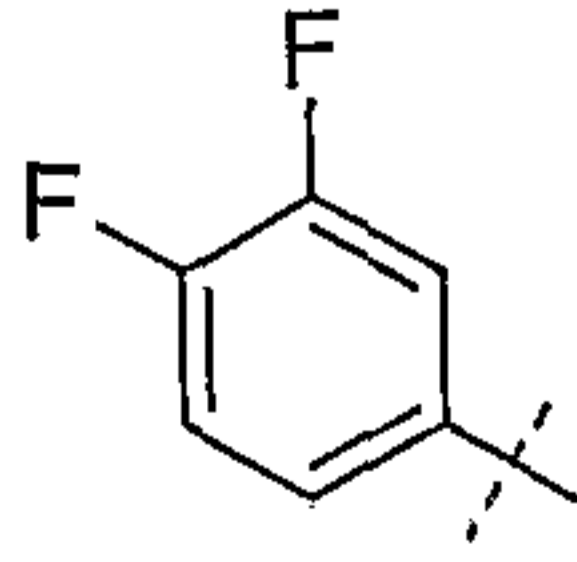
10 By analogous methods to those used to prepare Examples 35-39 and those in the relevant above Schemes, the following compounds were synthesized. HCl salts were prepared using general procedure G1. Sodium salts were prepared using general procedure J. All other compounds in the table below were prepared as the neutral free carboxylic acid.



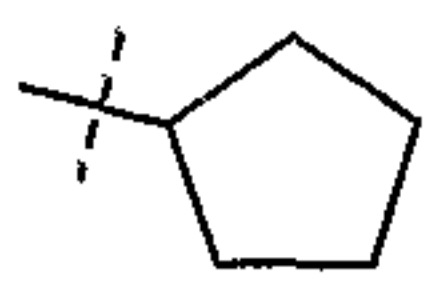
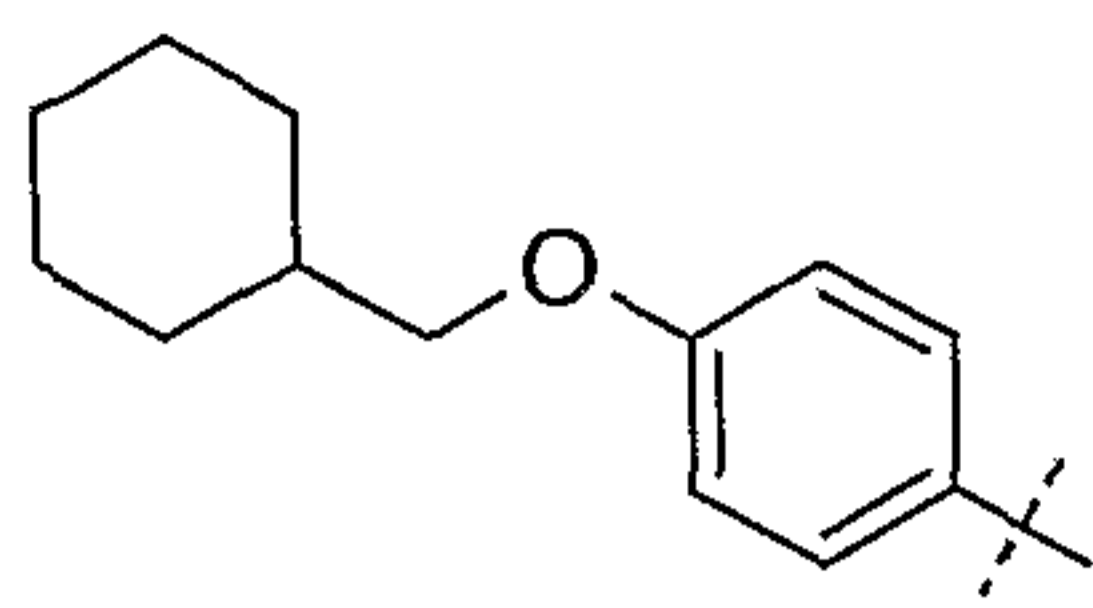
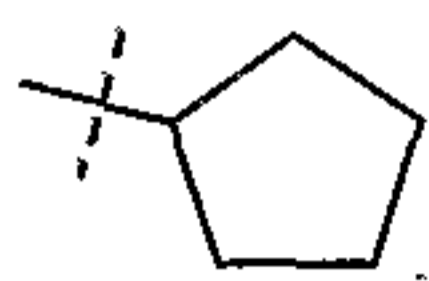
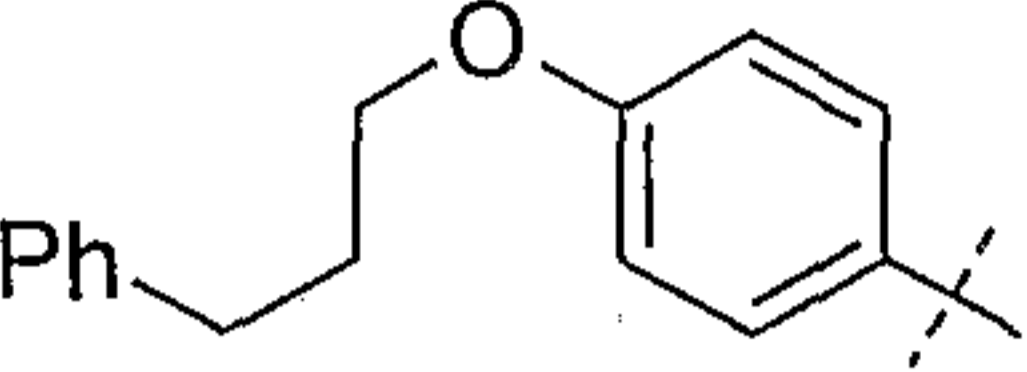
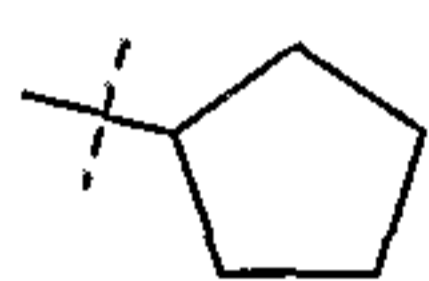
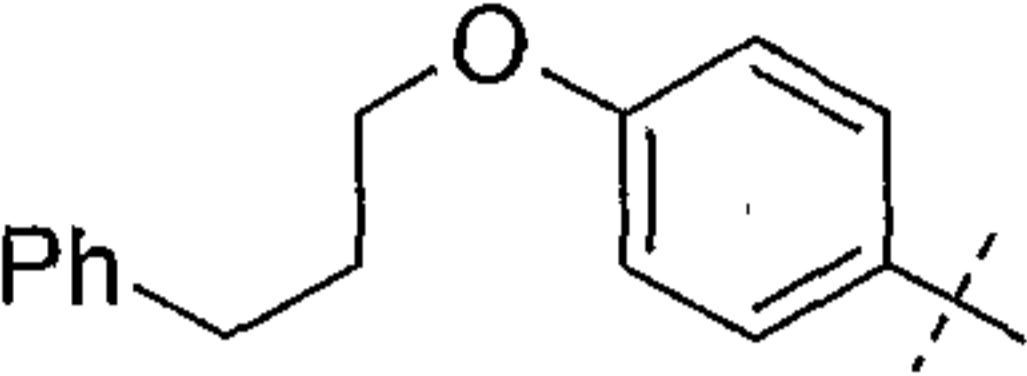
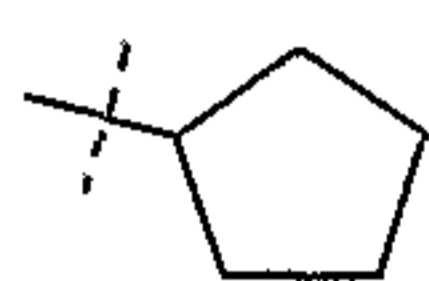
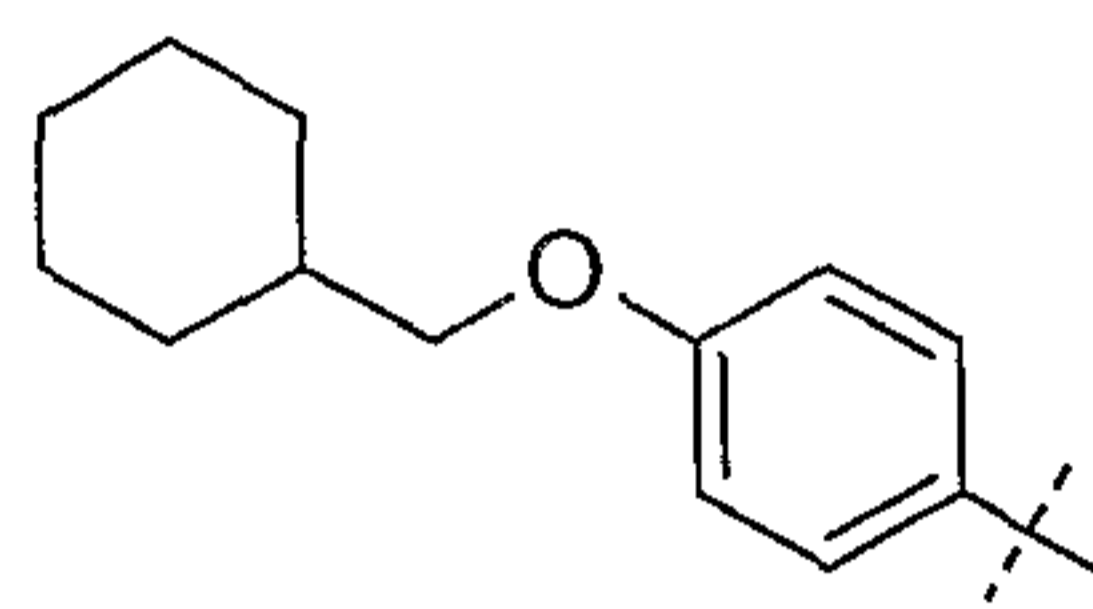
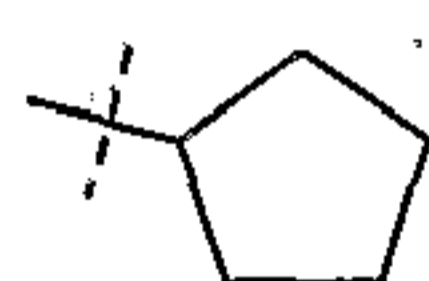
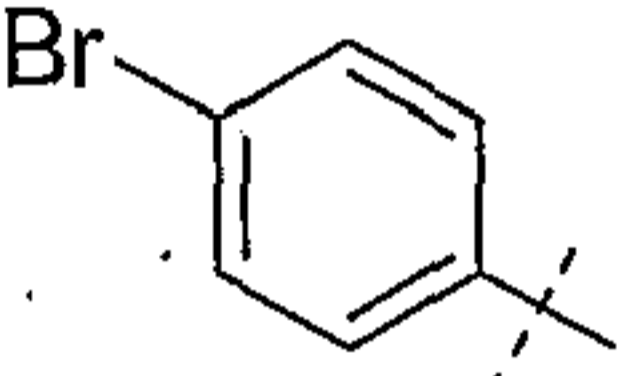
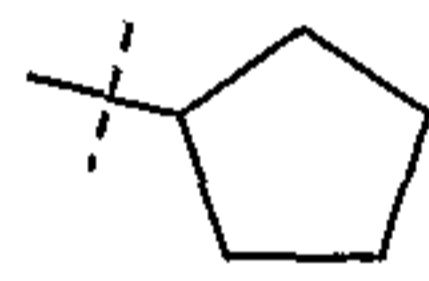
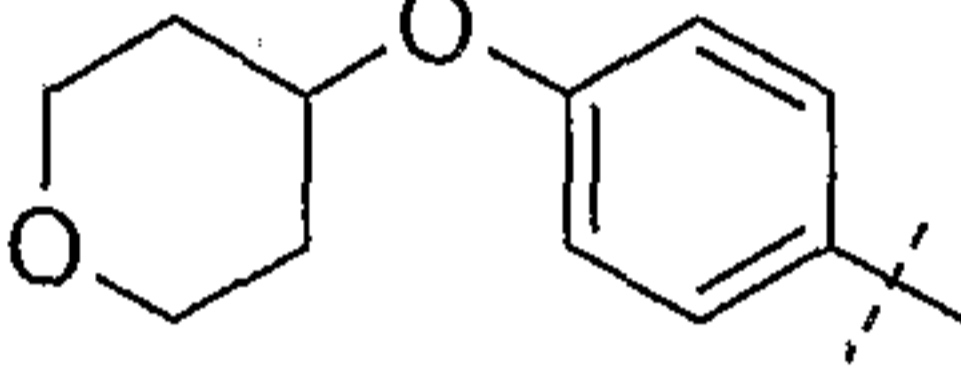
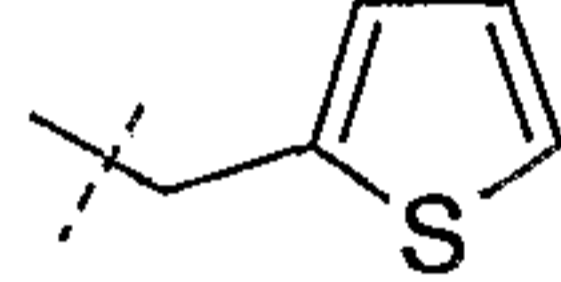
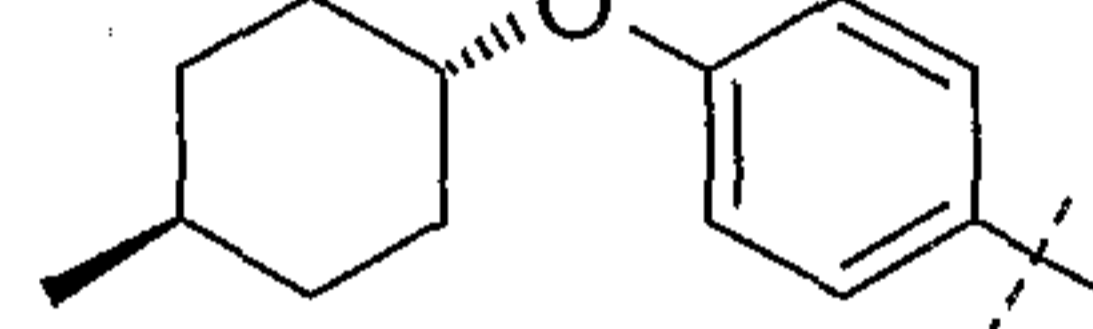
Ex	R ₁₀₀	R ₁₀₃	R ₁₀₄	Salt form	LCMS m/z (M+1) ⁺
40	H	H			291
41		H		Na	415
42		H		HCl	381
43		H		HCl	371
44		H		HCl	364
45		H		HCl	380

46		H		HCl	482
47		H		HCl	371
48		H		HCl	396
49		H		HCl	430
50		Me		HCl	360
51				HCl	422
52		Me		HCl	408
53		H		HCl	378
54		H		Na	422
55		H		HCl	376
56		H		HCl	376
57		H		HCl	456

58		H		HCl	474
59		H			334
60		H		HCl	362
61		H		HCl	388
62		H		Na	360
63		H			412
64		H			412
65		H		HCl	414
66		H		HCl	402
67		H		HCl	402
68		H		HCl	396

69		H		HCl	390
70		H		HCl	418
71		H		HCl	422
72		H		HCl	388
73		H		HCl	466
74		H		HCl	466
75		H		HCl	354
76		H		HCl	346
77		Cl		HCl	394
78		Me		HCl	388
79		H		HCl	366
80		H		Na	354

81		H		Na	386
82		Cl		Na	388
83		Cl		Na	388
84		Cl		Na	420
85		Cl		Na	400
86		H		HCl	424
87		H		HCl	438
88		H		Na	410
89		H		Na	471
90		Cl		Na	506
91		H		HCl	416
92		H		HCl	438

93		H		HCl	430
94		H		HCl	452
95		Cl		HCl	486
96		Cl		HCl	464
97		H		HCl	397
98		H		HCl	418
99		H		Na	458

Example 100

To a solution of 1-phenyl-propane-1,2-dione (1.72 g, 0.0116 mol) in DCE (5 mL) was added Br₂ (1.87g, 0.0169 mol). The reaction mixture was stirred for 75 min. and the volatiles were removed to yield 3.21 g of 3-bromo-1-phenyl-propane-1,2-dione. The crude bromoketone (0.1046 mol) was combined at room temperature with 3-(1-cyclopentyl-thioureido)-propionic acid tert-butyl ester (7.00 g, 0.031 mol) in NMP (50 mL) following general procedure B. The reaction was purified by silica gel chromatography (gradient, hexane->8% EtOAc-hexane) to yield 3-[(4-Benzoyl-thiazol-2-yl)-cyclopentyl-amino]-propionic acid tert-butyl ester (4.0 g).

The above tert-butyl ester (78.8 mg, 0.197 mmol) was combined with 4M HCl in dioxane (2 mL) following general procedure G1 to afford 3-[(4-benzoyl-thiazol-2-yl)-cyclopentyl-amino]-propionic acid (60.7 mg).

5 The above ketoacid (40 mg, 0.105 mmol), 4-tert-butylphenylmagnesium bromide (0.384 mmol) and THF (3 mL) were combined as outlined in general procedure N. After aqueous workup the residue was purified by silica gel chromatography (gradient, CH₂Cl₂ -> 2% MeOH-CH₂Cl₂) to afford the desired 3-({4-[(4-tert-Butyl-phenyl)-hydroxy-phenyl-methyl]-thiazol-2-yl}-cyclopentyl-amino)-propionic acid (24 mg).

10 The alcohol (24 mg, 0.0502 mmol), TFA (1.0 mL) and Et₃SiH (0.10 mL) were combined according to general procedure O. After aqueous workup the residue was purified by silica gel chromatography (gradient, CH₂Cl₂ -> 2% MeOH-CH₂Cl₂). The sodium salt was prepared via general procedure J to afford sodium 3-({4-[(4-tert-butyl-phenyl)-phenyl-methyl]-thiazol-2-yl}-cyclopentyl-amino)-propionate (10.3 mg). LCMS *m/z*: 464 (M+1).

Example 101

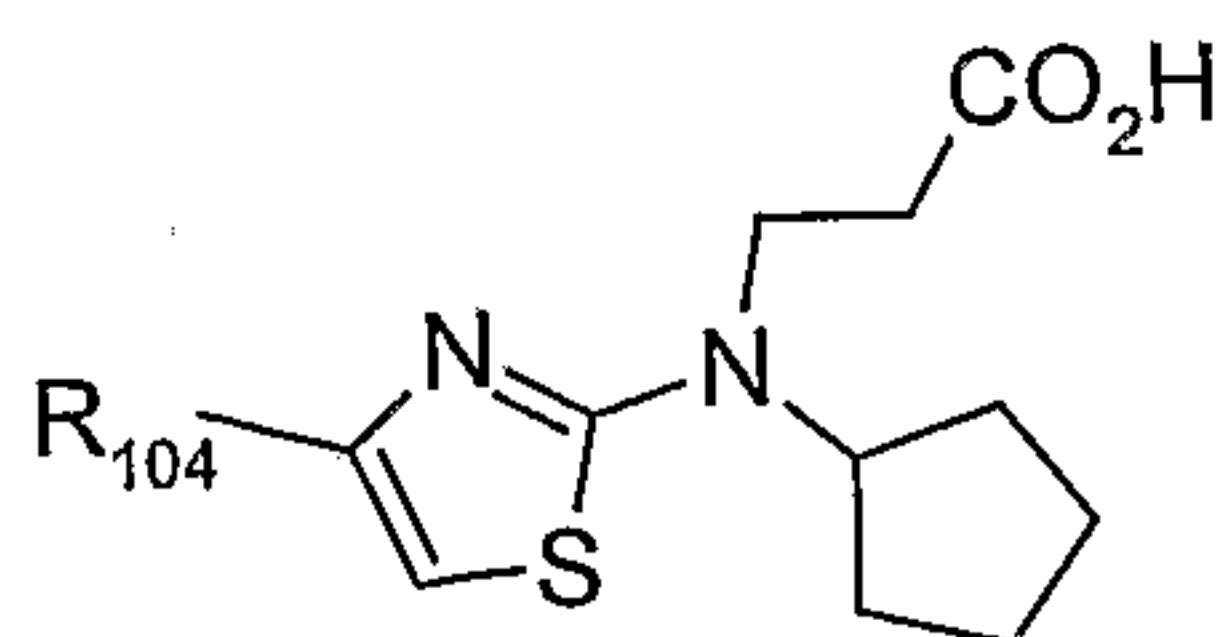
15 Ethyl bromopyruvate (0.13 mL, 0.932 mmol), 3-(1-Cyclopentyl-thioureido)-propionic acid tert-butyl ester (243 mg, 0.893 mmol) were combined in THF (3 mL) following general procedure B. The reaction was purified by silica gel chromatography (gradient, hexane->10% EtOAc-hexane) to yield 2-[Cyclopentyl-(2-ethoxycarbonyl-ethyl)-amino]-thiazole-4-carboxylic acid tert-butyl ester (208 mg).

20 3-{Cyclopentyl-[4-(hydroxy-diphenyl-methyl)-thiazol-2-yl]-amino}-propionic acid tert-butyl ester was prepared using general procedure N. The diester (185 mg, 0.503 mmol) in THF (3 ml) was combined with phenylmagnesium bromide (1.53 mmol) at -78°C. After aqueous workup the residue was purified by silica gel chromatography (gradient, hexane -> 3% EtOAc-hexane) to afford the desired 3° alcohol (131 mg).

25 The above alcohol (131 mg, 0.274 mmol), TFA (2.0 mL) and Et₃SiH (0.23 mL) were combined according to general procedure O. After aqueous workup the residue was purified by silica gel chromatography (gradient, hexane -> 1/1 EtOAc-hexane). After concentration and trituration from hexane, 3-[(4-Benzhydryl-thiazol-2-yl)-cyclopentyl-amino]-propionic acid (45 mg, 40%) was obtained. LCMS *m/z*: 408 (M+1). The HCl salt was also prepared, using
30 general procedure G2, by the addition of 4 M HCl in dioxane.

By analogous methods to those used to prepare Example 100-101 and those in the relevant above Schemes, the following compounds were synthesized. HCl salts were prepared using general procedure G1. All other compounds in the table below were prepared as the neutral free carboxylic acid.

35



EX	R ₁₀₄	Salt Form	LCMS m/z (M+1) ⁺
102		HCl	444
103		HCl	512
104			544
105		HCl	436

5 Example 106

2-bromomethyl-benzoic acid methyl ester (Dvornikovs, V.; Smithrud, D. B.; *J. Org. Chem.*; **2002**, 67, 2160 - 2167) was prepared, via the cited literature preparation, from methyl 2-methylbenzoate by alpha-bromination (NBS, benzoyl peroxide, CCl₄, 80°C).

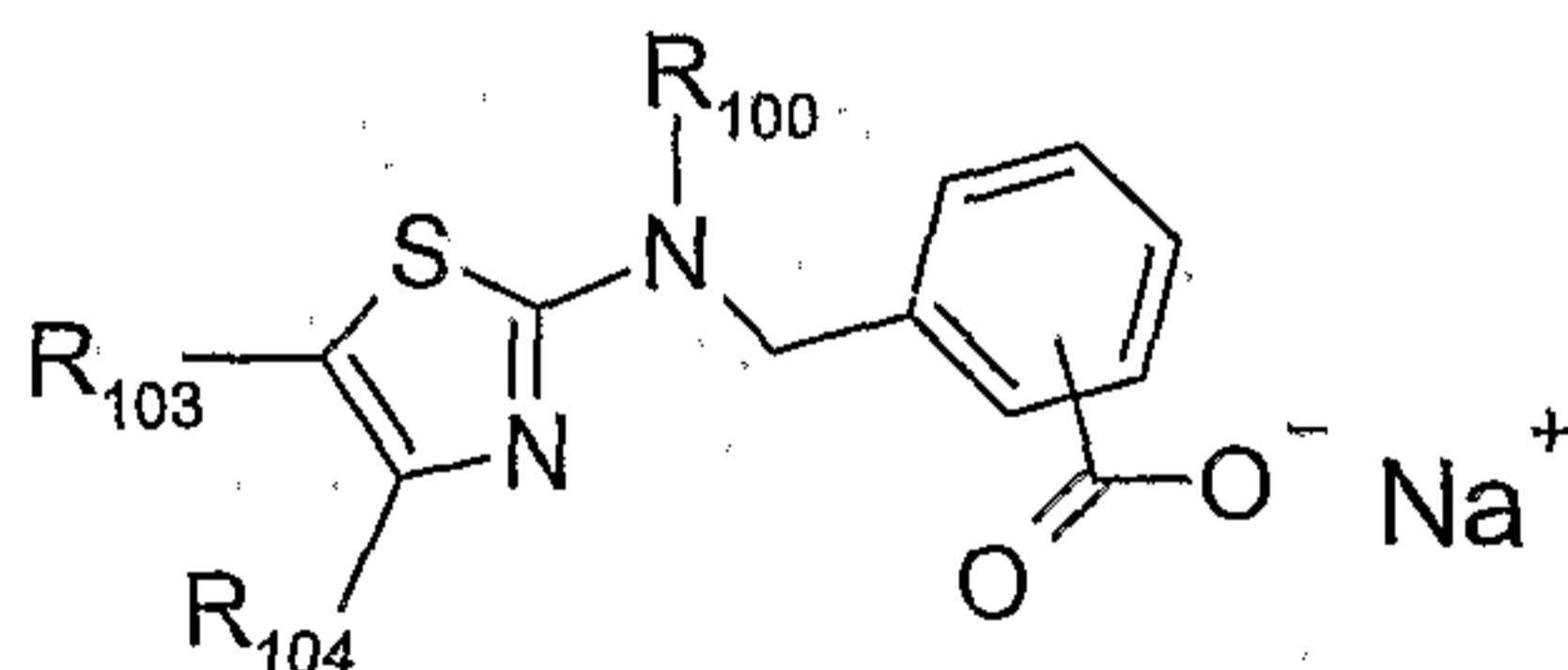
10 Cyclopentyl-thiourea was prepared following procedure D using cyclopentyl amine (2.4 g, 28 mmol), and Fmoc-isothiocyanate (5.6 g, 20 mmol). Purification (Silica gel, ethyl

acetate/hexane 1:1, 100%) provided the product (1.6 g) as white a solid. LCMS m/z : 145 ($M+1$)⁺.

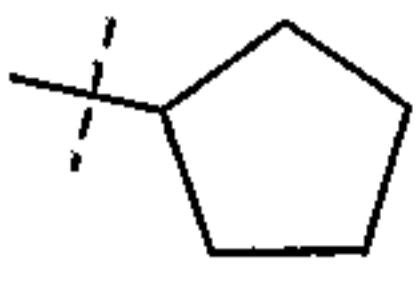
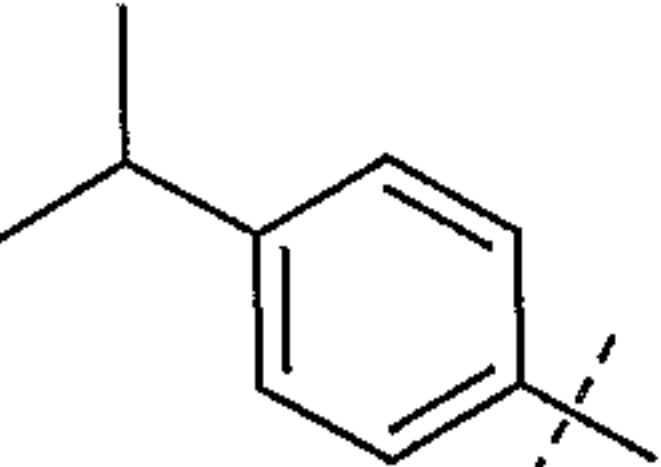
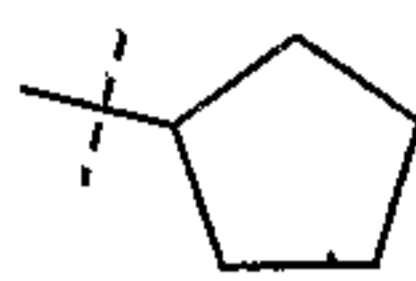
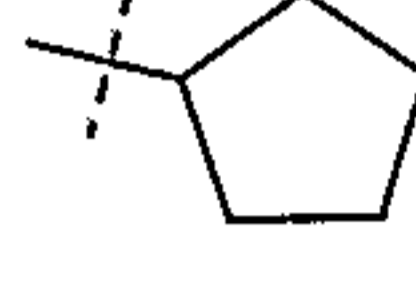
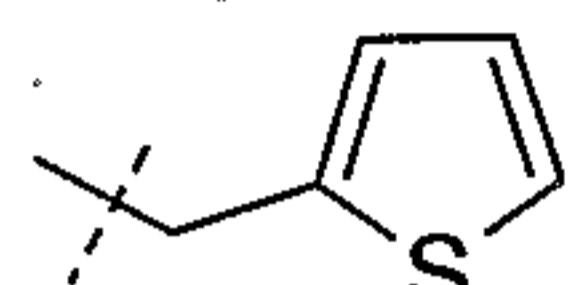
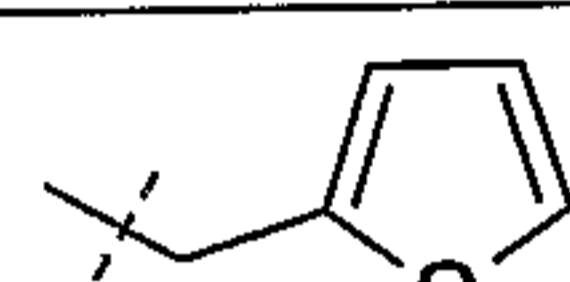
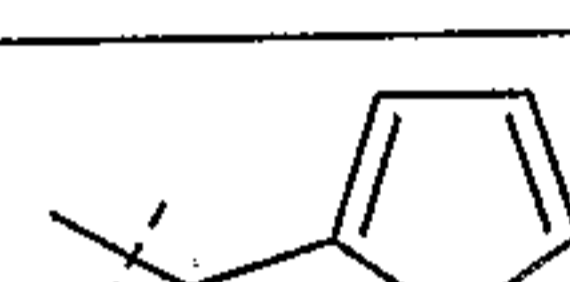
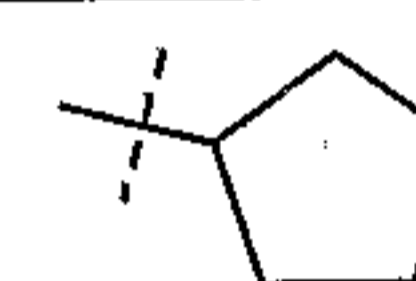
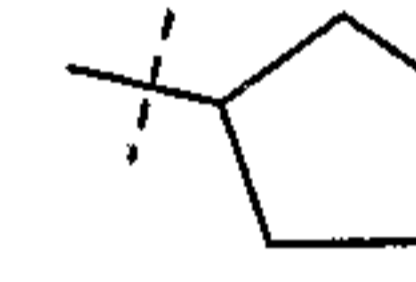
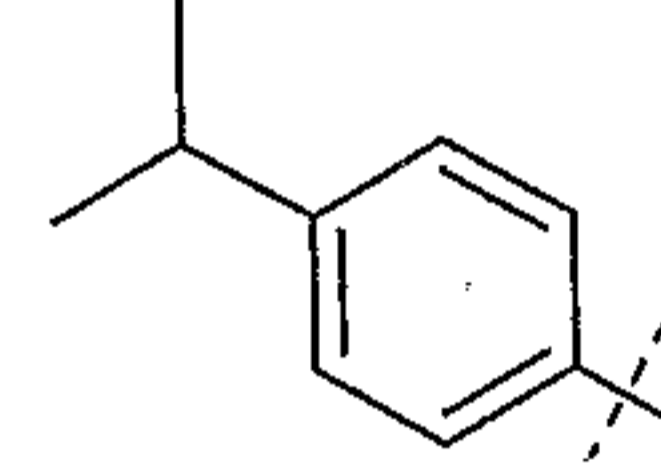
5 Cyclopentyl-[4-(4-isopropyl-phenyl)-thiazol-2-yl]-amine was prepared following procedure B using cyclopentyl-thiourea (1.6g, 10.7 mmol) and 2-bromo-1-(4-isopropyl-phenyl)-ethanone (2.6g, 10.7 mmol). Purification (Silica gel, ethyl acetate/hexane 5:95) provided the product (2.9 g). LCMS m/z : 287 ($M+1$)⁺.

10 2-({Cyclopentyl-[4-(4-isopropyl-phenyl)-thiazol-2-yl]-amino}-methyl)-benzoic acid (19 mg) was prepared following general method S2 using cyclopentyl-[4-(4-isopropyl-phenyl)-thiazol-2-yl]-amine (80mg, 0.28 mmol), 2-bromomethyl-benzoic acid methyl ester (68 mg, 0.33 mmol) and NaH (34 mg, 60%, 0.84 mmol). Purification (Silica gel, ethyl acetate/hexane 5:95) provided the ester, which was hydrolyzed following general procedure T. Sodium 2-({cyclopentyl-[4-(4-isopropyl-phenyl)-thiazol-2-yl]-amino}-methyl)-benzoate was prepared following procedure J. LCMS m/z : 422 ($M+1$)⁺.

15 By analogous methods to those used to prepare Example 106 and those in the relevant above Schemes, the following compounds were synthesized. The starting 3- or 4-bromomethyl benzoic acid methyl esters used in Examples 108-110, 112, and 114-117 were obtained from commercial sources.



EX	R ₁₀₀	R ₁₀₃	R ₁₀₄	Acid position	LCMS m/z ($M+1$) ⁺
107		H		2	450
108		H		3	450
109		H		4	450

110		H		3	422
111		Ph	Ph	2	456
112		Ph	Ph	3	456
113		Ph	Ph	2	484
114		Ph	Ph	3	484
115		Ph	Ph	4	484
116		Ph	Ph	4	456
117		H		4	422

Example 118

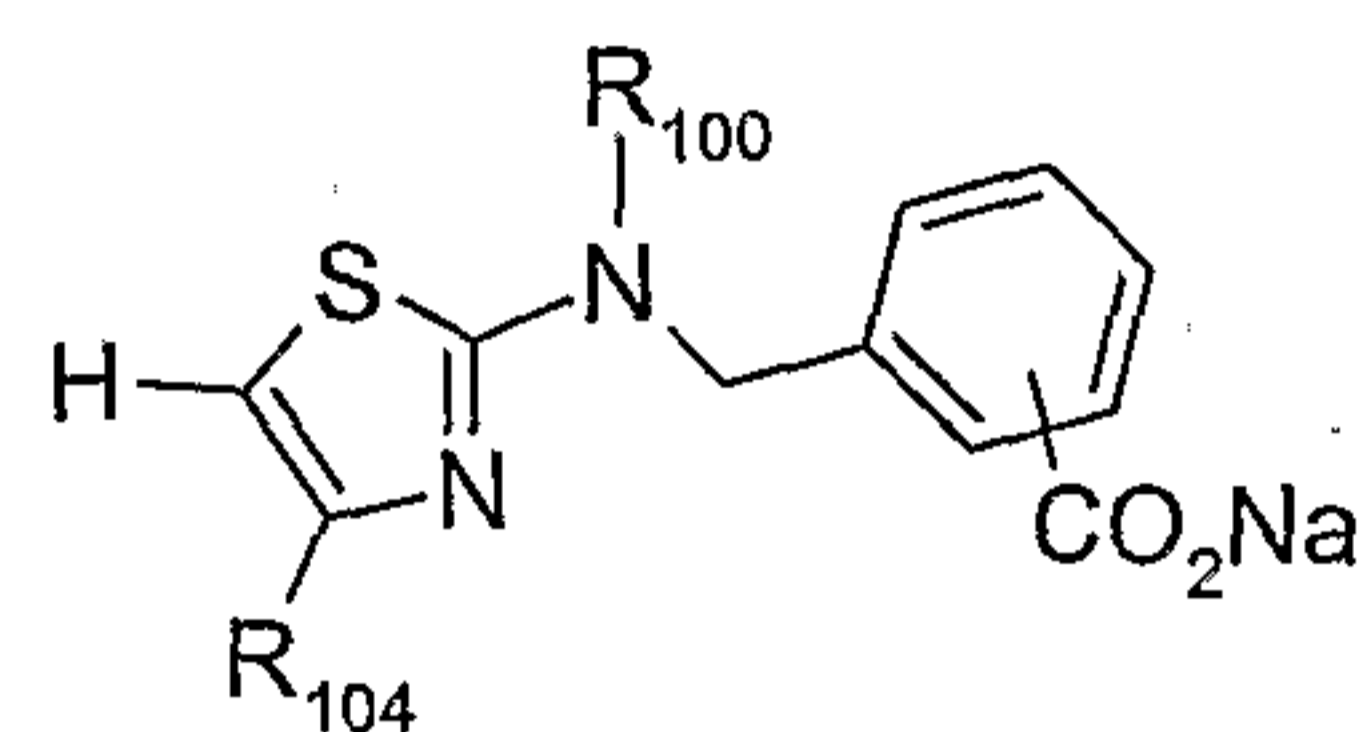
5 4-[(1-Cyclopentyl-thioureido)-methyl]-benzoic acid methyl ester (550 mg) compound was prepared following general procedure D using cyclopentylamine (935mg, 11.0 mmol), 4-formylmethylbenzoate (1.64g, 10.0 mmol), and Fmoc-isothiocyanate (9mmol). Purification: (Silica gel, ethyl acetate/hexane 1:1). LCMS *m/z*: 293.0 (M+1)⁺.

10 *cis*-4-Methyl-cyclohexanol (3.28 g, 28.7 mmol), NaH (1.09 g, 27.3 mmol, 60% suspension in mineral oil) and DMF (50 mL) were combined and sonicated as in general procedure L. The mixture was charged with 4'-fluoroacetophenone (2.18 mL, 17.8 mmol) and heated. After aqueous workup, the crude residue was purified on a silica gel column (gradient, hexane → 2% EtOAc-hexane) to obtain 1-[4-(*cis*-4-Methyl-cyclohexyloxy)-phenyl]-ethanone (976 mg).

15 2-Bromo-1-[4-(*cis*-4-methyl-cyclohexyloxy)-phenyl]-ethanone (650 mg) was prepared following procedure A using 1-[4-(4-Methyl-cyclohexyloxy)-phenyl]-ethanone (464 mg, 2.0 mmol) and pyrrolidone hydrotribromide (701 mg, 2.2 mmol).

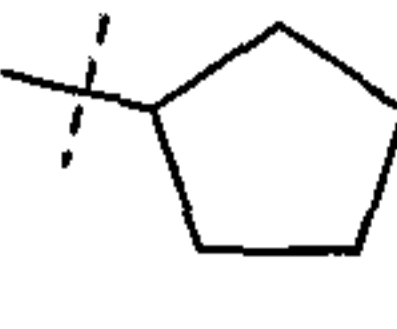
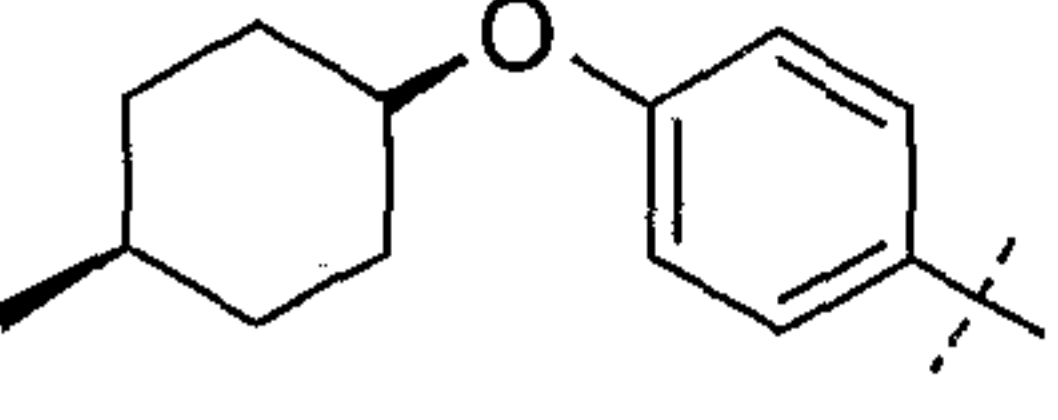
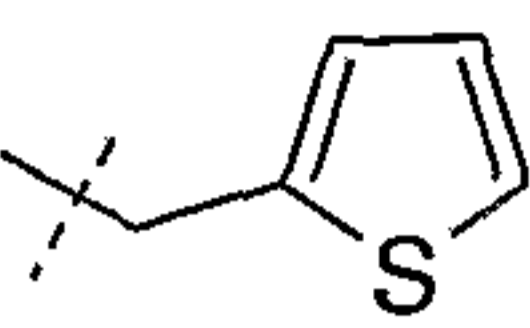
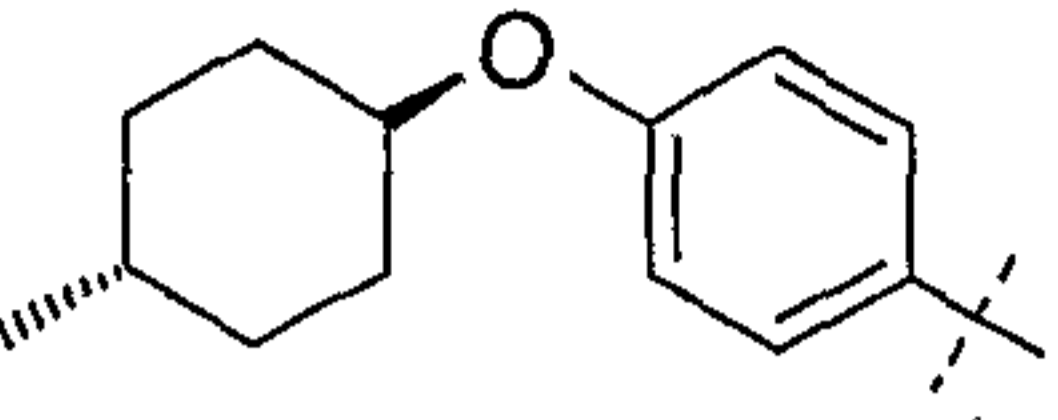
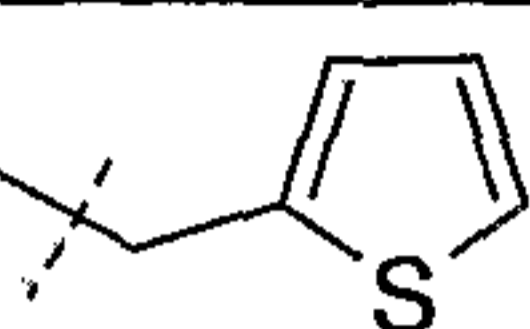
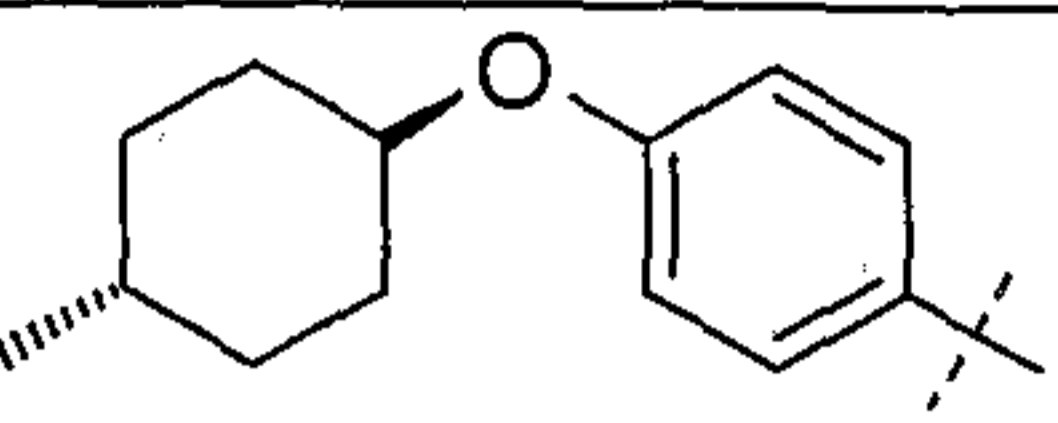
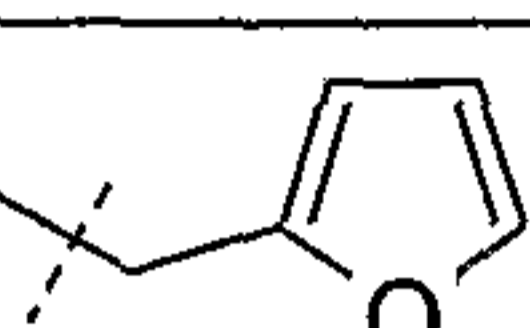
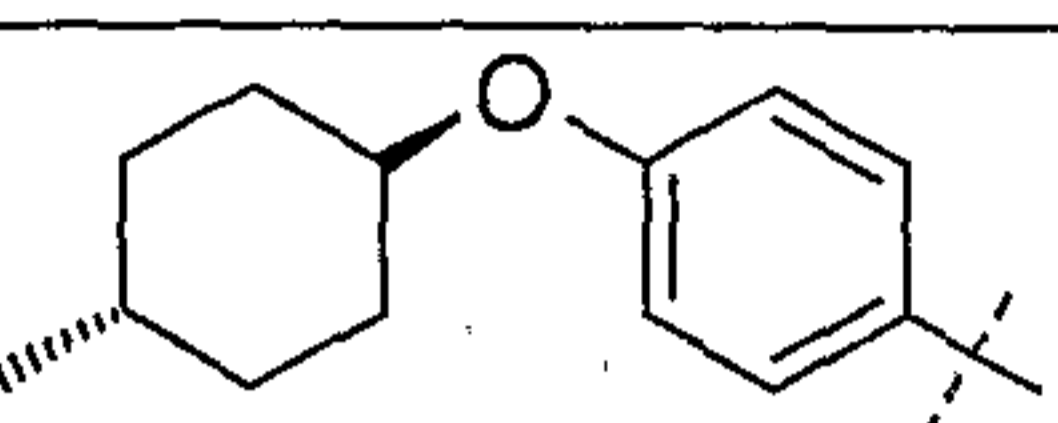
4-[(Cyclopentyl-{4-[4-(cis-4-methyl-cyclohexyloxy)-phenyl]-thiazol-2-yl}-amino)-methyl]-benzoic acid (90 mg) was prepared following procedure B using 4-[(1-cyclopentyl-thioureido)-methyl]-benzoic acid methyl ester (150 mg, 0.5 mmol) and 2-bromo-1-[4-(4-methyl-cyclohexyloxy)-phenyl]-ethanone (0.5 mmol). Purification (Silica gel, ethyl acetate/hexane 5:95) provided the ester, which was hydrolyzed following procedure T. Sodium 4-[(cyclopentyl-{4-[4-(cis-4-methyl-cyclohexyloxy)-phenyl]-thiazol-2-yl}-amino)-methyl]-benzoate was made following procedure J. LCMS m/z : 492 (M+1)⁺.

By analogous methods to those used to prepare Example 118 and those in the relevant above Schemes, the following compounds were synthesized. The starting 2-bromomethyl benzoic acid methyl ester (Dvornikovs, V.; Smithrud, D. B.; *J. Org. Chem.*; **2002**, 67, 2160 - 2167) used in Examples 122-124 was prepared via the cited literature preparation, from methyl 2-methylbenzoate by alpha-bromination (NBS, benzoyl peroxide, CCl₄, 80°C).



15

EX	R ₁₀₀	R ₁₀₄	Acid position	LCMS m/z (M+1) ⁺
119			3	492
120			4	492
121			3	492
122			2	492
123			2	520

124			2	492
125			4	520
126			3	520
127			3	504

Example 128

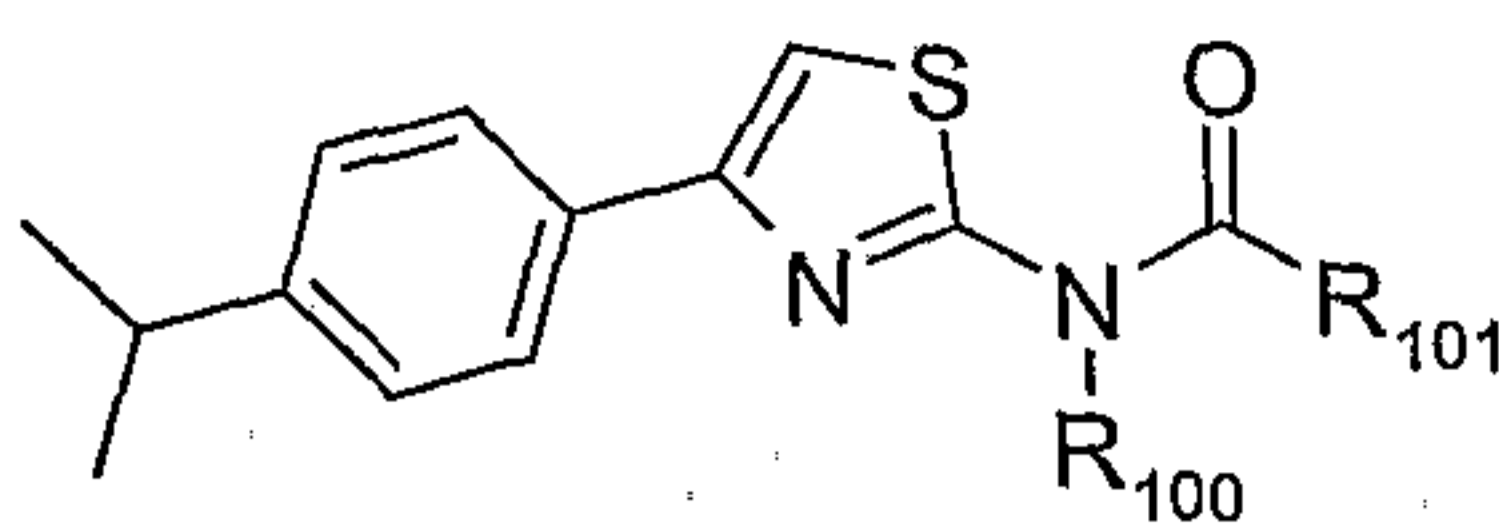
3-Chlorocarbonyl-isonicotinic acid methyl ester was prepared by refluxing a mixture
 5 of pyridine-3,4-dicarboxylic acid 4-methyl ester (100 mg) and thionyl chloride (75 μ l) in
 chloroform (5 ml) for 3h. After cooling to room temperature, volatiles were evaporated, and
 the residue was dried under high vacuum to give the product (100 mg).

3-[[4-(4-isopropyl-phenyl)-thiazol-2-yl]-thiophen-2-ylmethyl-carbamoyl]-isonicotinic
 acid (20 mg) was prepared by adding 3-chlorocarbonyl-isonicotinic acid methyl ester added to
 10 (4-(4-isopropyl-phenyl)-thiazol-2-yl)-thiophen-2-ylmethyl-amine (80 mg, 0.43 mmol), TEA (300
 μ L), and DMAP (10 mg) in THF (3 mL). After 7 h reaction was partitioned between EtOAc
 (30 mL) and water (10 mL), the organic layer washed with brine (10ml), dried (MgSO_4),
 filtered, and concentrated. The residual oil was purified by column chromatography eluting
 with (10-40-%) EtOAc in hexane to give the ester (30 mg), which was hydrolyzed according
 15 to general procedure T. : Sodium 3-[[4-(4-isopropyl-phenyl)-thiazol-2-yl]-thiophen-2-
 ylmethyl-carbamoyl]-isonicotinate was made following procedure J. LCMS: m/z : 465 ($M+1$)⁺.

Example 129

4,5-Dichloro-N-[4-(4-isopropyl-phenyl)-thiazol-2-yl]-phthalamic acid (20 mg) was
 prepared by heating (40°C) a mixture of (4-(4-isopropyl-phenyl)-thiazol-2-yl)-thiophen-2-
 20 ylmethyl-amine (44 mg, 0.22 mmol), 4,5-dichloro-2,3-benzenedicarboxylic anhydride (44.0
 mg, 0.2 mmol) in acetonitrile (3.0ml) for 2.0 h. The volatiles removed under high vacuum,
 and the residue was purified by column chromatography eluting with 5% methanol in DCM.
 LCMS m/z : 436 ($M+1$)⁺.

By analogous methods to those used to prepare Examples 128 and 129 and those in
 25 the relevant above Schemes, the following compounds were synthesized.

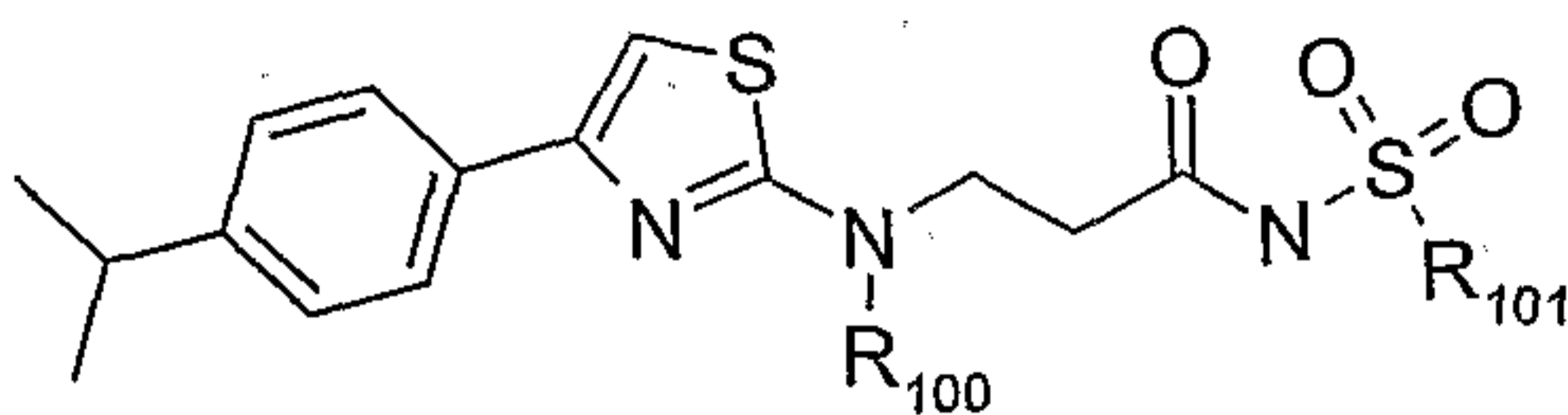


EX	R ₁₀₀	R ₁₀₁	LCMS <i>m/z</i> (M+1) ⁺
130			533
131			450
132			465
133			466

Example 134

5 N-(3-{{4-(4-Isopropyl-phenyl)-thiazol-2-yl}}-thiophen-2-ylmethyl-amino)-propionyl)-benzenesulfonamide was prepared following procedure K using 3-{{4-(4-isopropyl-phenyl)-thiazol-2-yl}}-thiophen-2-ylmethyl-amino}-propionic acid (Prepared in Example 35) (50 mg, 0.125 mmol), CDI (62mg, 0.39 mmol), DBU (30 μ l, 0.2 mmol), and benzene sulfonamide (41 mg, 0.26 mmol). Purification (Silica gel, ethyl acetate/hexane 1:4) provided the product (10 mg). LCMS *m/z*: 527 (M+1)⁺.

15 By analogous methods to those used to prepare Example 134 and those in the relevant above Schemes, the following compounds were synthesized. Examples 143-144 in the table below were prepared as the HCl salt using general procedure G2. Example 144 was prepared as the dihydrochloride salt. Examples 135-142 were prepared as the neutral compound.



EX	R ₁₀₀	R ₁₀₁	LCMS <i>m/z</i> (M+1) ⁺
135		Me	465
136		Me	437
137			552
138			561
139			545
140			541
141		Et	479
142		t-Bu	507
143		Ph	499
144			542

Example 145

- 5 t-Butylbromoacetate (1.45 mL, 10 mmol) was added to 2-aminomethyl thiophene (1.13 g, 10.0 mmol) and DIEA (2.0 ml) in THF (20 mL). The mixture was warmed to room temperature (4h), diluted with ether (100 mL) and washed with water (20 mL), brine (20 mL),

dried (MgSO_4), filtered and evaporated in vacuum. The product was purified by column chromatography eluting with 10-25% EtOAc in hexane to give [(thiophen-2-ylmethyl)-amino]-acetic acid tert-butyl ester (1.2 g). LCMS m/z : 229 ($M+1$)⁺.

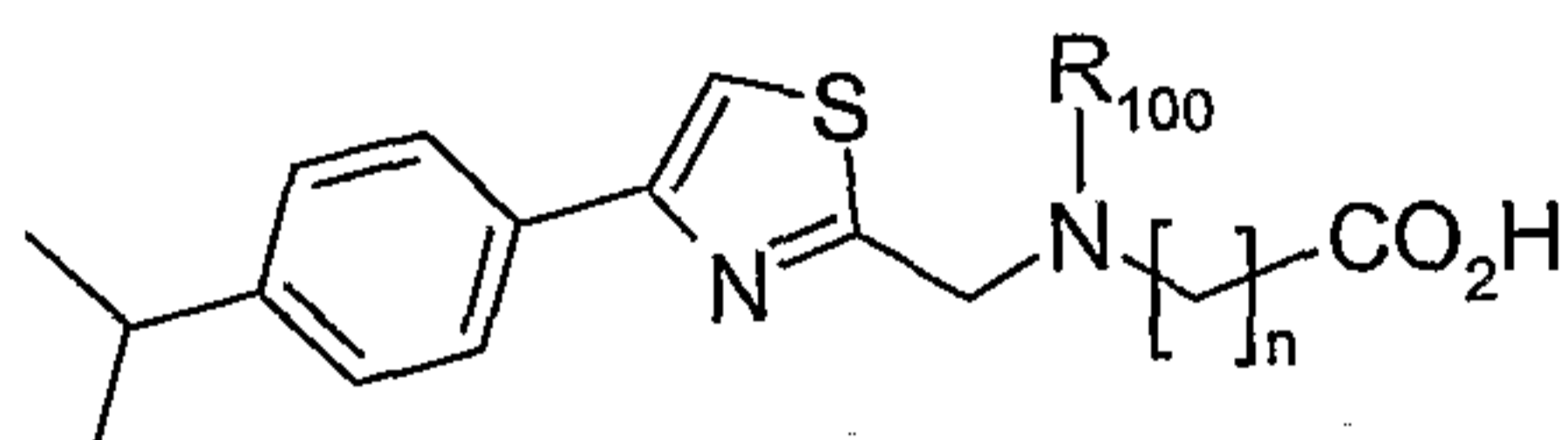
A mixture of ethylthiooxamate (2.1 g, 15.8 mmol) and 2-bromo-4'-isopropylacetophenone (3.8 g, 15.8 mmol) in ethanol (10 mL) was heated at 60 °C for 15 h. After cooling to room temperature, ethanol was evaporated, and the residue was partitioned between saturated sodium bicarbonate solution and EtOAc, organic layer was washed with brine, dried (MgSO_4), filtered, and concentrated in vacuum. The residue was purified by flash chromatography eluting with 5% EtOAc in hexane to give the ester (3.0 g).

Lithium aluminum hydride (205 mg, 5.5 mmol) was added to a cooled (0°C) THF (15 mL) solution of the ester, after 3 h NaOH (1.0 M, 1.0 ml) was added, and stirring continued for another 1.0 h to give a white precipitate, which was removed by filtration, the filtrate was diluted with Et_2O (50 mL), dried (MgSO_4) filtered, and concentrated in vacuum to give the corresponding alcohol. LCMS m/z : 235 ($M+1$)⁺.

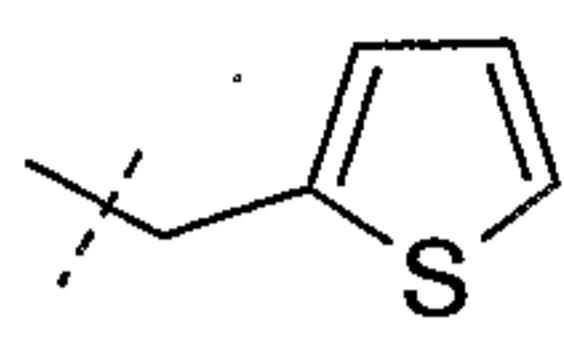
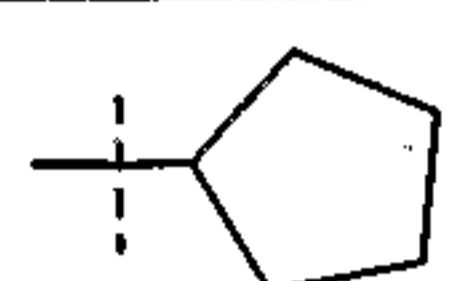
The crude alcohol was then taken in DCM (5 ml) and added to a suspension of PCC (1.8 g), and celite (3.6g) in DCM (20 mL), stirring continued for 3h. The reaction mixture was diluted with Et_2O (100 mL) and filtered through a plug of silica gel, the filtrate was concentrated in vacuum to give 4-(4-isopropyl-phenyl)-thiazole-2-carbaldehyde (650 mg), which was used without further purification. LCMS m/z : 232 ($M+1$)⁺.

4-(4-isopropyl-phenyl)-thiazole-2-carbaldehyde (100 mg, 0.43 mmol) and ((thiophen-2-ylmethyl)-amino) acetic acid t-butyl ester (196mg, 0.86 mmol) were combined according to general procedure D. Purification (Silica gel, ethyl acetate/hexane 5:95) provided the ester (100 mg), which was hydrolyzed to provide the HCl salt of {[4-(4-isopropyl-phenyl)-thiazol-2-ylmethyl]-thiophen-2-ylmethyl-amino}-acetic acid following procedure G1. LCMS m/z : 389 ($M+1$)⁺

By analogous methods to those used to prepare Example 145 and those in the relevant above schemes, the following compounds were synthesized.



Ex	R ₁₀₀	n	LCMS m/z ($M+1$) ⁺
146		1	361

147		2	401
148		2	375

Example 149

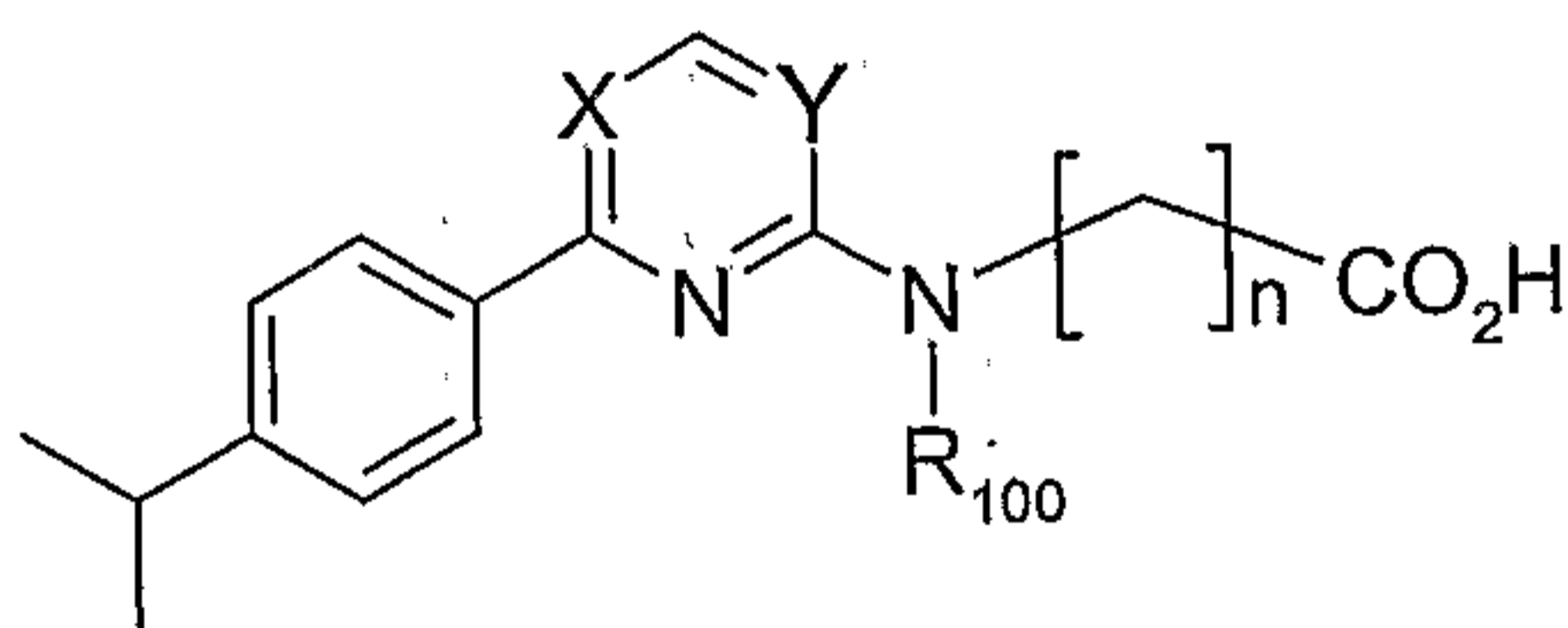
The regioisomeric aminopyrimidines were obtained from 2,4-dichloropyrimidine (150 mg, 1 mmol) and thiophen-2-yl-methylamine (1.1 mmol) by following general procedure P (method 1). (2-chloro-pyrimidin-4-yl)-thiophen-2-ylmethyl-amine was obtained in 60 % yield (135 mg) LCMS (*m/z*): 227 (*M*+1)⁺. (4-Chloro-pyrimidin-2-yl)-thiophen-2-ylmethyl-amine was obtained in 15% yield (34 mg). LCMS (*m/z*): 227 (*M*+1)⁺.

[2-(4-Isopropyl-phenyl)-pyrimidin-4-yl]-thiophen-2-ylmethyl-amine (142 mg) was obtained by following general procedure Q1 from (2-chloro-pyrimidin-4-yl)-thiophen-2-ylmethyl-amine (130 mg, 0.58 mmol) and 4-isopropylphenylboronic acid (140 mg, 0.86 mmol). LCMS *m/z*: 311 (*M*+1)⁺. [4-(4-Isopropyl-phenyl)-pyrimidin-4-yl]-thiophen-2-ylmethyl-amine was obtained by following general procedure Q1 from (4-Chloro-pyrimidin-2-yl)-thiophen-2-ylmethyl-amine and 4-isopropylphenylboronic acid.

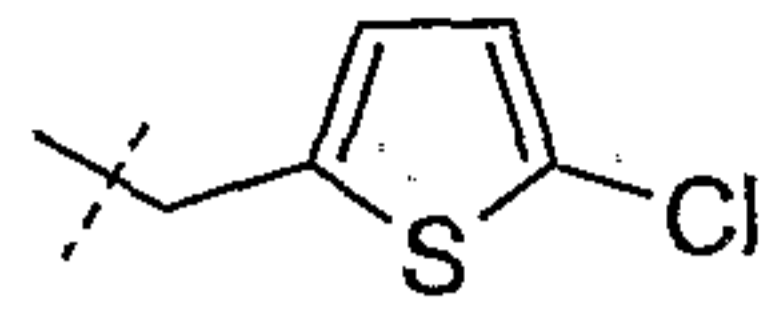
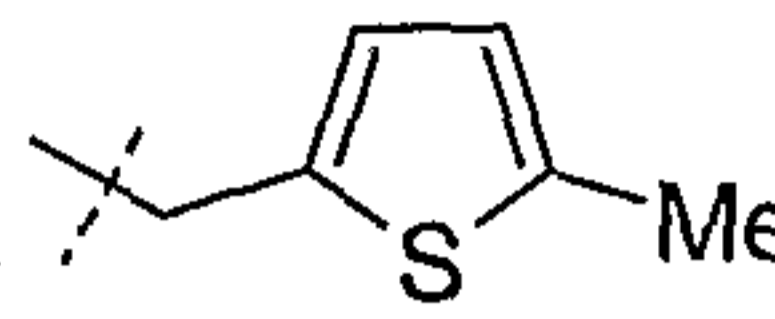
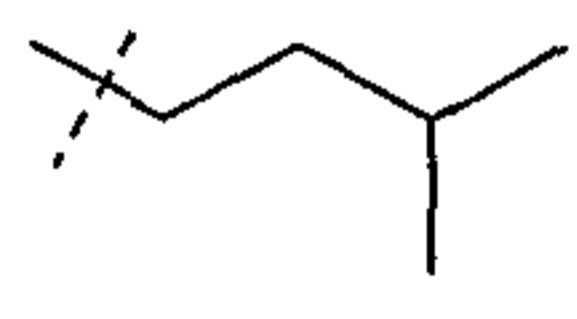
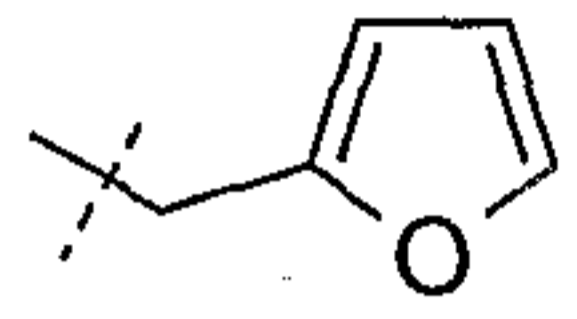
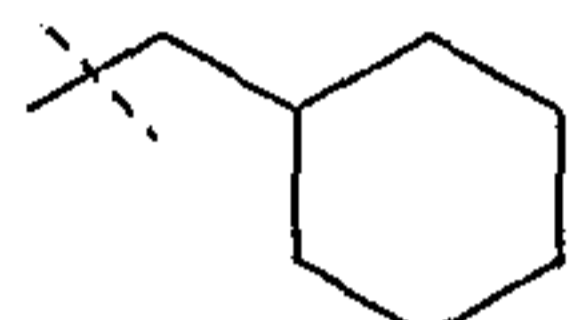
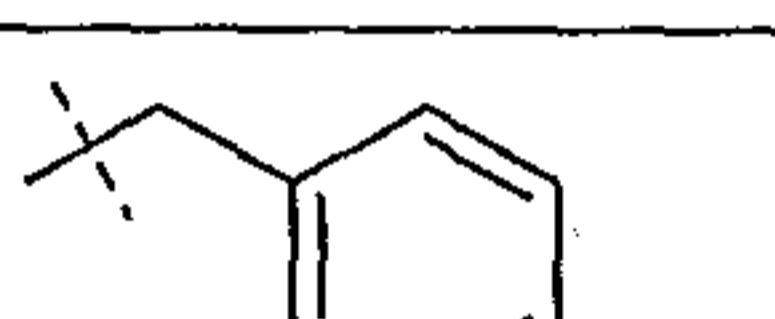
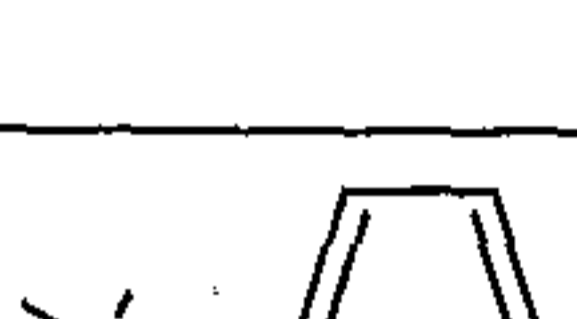
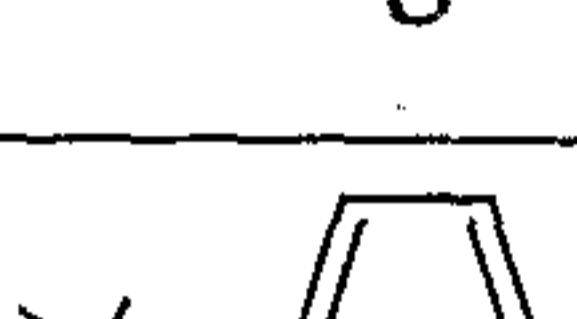

{[2-(4-Isopropyl-phenyl)-pyrimidin-4-yl]-thiophen-2-ylmethyl-amino}-acetic acid tert-butyl ester was prepared (149 mg) from [2-(4-isopropyl-phenyl)-pyrimidin-4-yl]-thiophen-2-ylmethyl-amine (135 mg, 0.44 mmol) and bromoacetic acid tert-butyl ester in THF by following the general procedure F. LCMS *m/z*: 425 (*M*+1)⁺.

{[2-(4-Isopropyl-phenyl)-pyrimidin-4-yl]-thiophen-2-ylmethyl-amino}-acetic acid was prepared (120 mg) from {[2-(4-isopropyl-phenyl)-pyrimidin-4-yl]-thiophen-2-ylmethyl-amino}-acetic acid tert-butyl ester (130 mg, 0.35 mmol) by following the general procedure G1. LCMS *m/z*: 369 (*M*+1)⁺.

By analogous methods to those used to prepare Example 149 and those in the relevant above Schemes, the following compounds were synthesized. Examples 150 and 152-158 were isolated as the HCl salt. Example 151 was prepared as a neutral compound.



25

Ex	R ₁₀₀	X	Y	n	LCMS m/z (M+1) ⁺
150		N	CH	1	403
151		N	CH	1	383
152		N	CH	1	343
153		N	CH	1	353
154		N	CH	1	369
155		N	CH	1	397
156		CH	N	2	383
157		N	CH	2	383
158		N	CH	2	354

Preparation of pyrimidine-4-yl amines and pyrimidine-2-yl amines

5 The regioisomeric (2-chloro-pyrimidin-4-yl)-(2,4-dimethoxy-benzyl)-amine and (4-chloro-pyrimidin-2-yl)-(2,4-dimethoxy-benzyl)-amine were obtained from 2,4-dichloropyrimidine (300 mg, 2 mmol) and 2,4-dimethoxybenzylamine (0.33 mL, 2.2 mmol) by following general procedure P (method 1). (2-Chloro-pyrimidin-4-yl)-(2,4-dimethoxy-benzyl)-amine was obtained (347 mg). LCMS *m/z*: 281 (M+1)⁺. (4-Chloro-pyrimidin-2-yl)-(2,4-dimethoxy-benzyl)-amine was obtained (100 mg). LCMS *m/z*: 281 (M+1)⁺.

10 (2,4-Dimethoxy-benzyl)-[2-(4-isopropyl-phenyl)-pyrimidin-4-yl]-amine (323 mg) was obtained, via Suzuki cross-coupling, following general procedure Q1 from (2-chloro-pyrimidin-4-yl)-(2,4-dimethoxy-benzyl)-amine (340 mg, 1.22 mmol) and 4-isopropylphenylboronic acid (300 mg, 1.83 mmol). LCMS *m/z*: 365 (M+1)⁺.

2-(4-Isopropyl-phenyl)-pyrimidin-4-ylamine was obtained (155 mg) by following the general procedure R from (2,4-dimethoxy-benzyl)-[2-(4-isopropyl-phenyl)-pyrimidin-4-yl]-amine (310 mg, 0.85 mmol). LCMS m/z : 214 (M+1)⁺.

Example 159

5 4-Chloro-N-[2-(4-isopropyl-phenyl)-pyrimidin-4-yl]-benzenesulfonamide was obtained (240 mg) by following general procedure C2 from 2-(4-isopropyl-phenyl)-pyrimidin-4-ylamine (150 mg, 0.7 mmol) and 4-chlorobenzenesulfonyl chloride (163 mg, 0.78 mmol). LCMS m/z : 389 (M+1)⁺.

Example 160

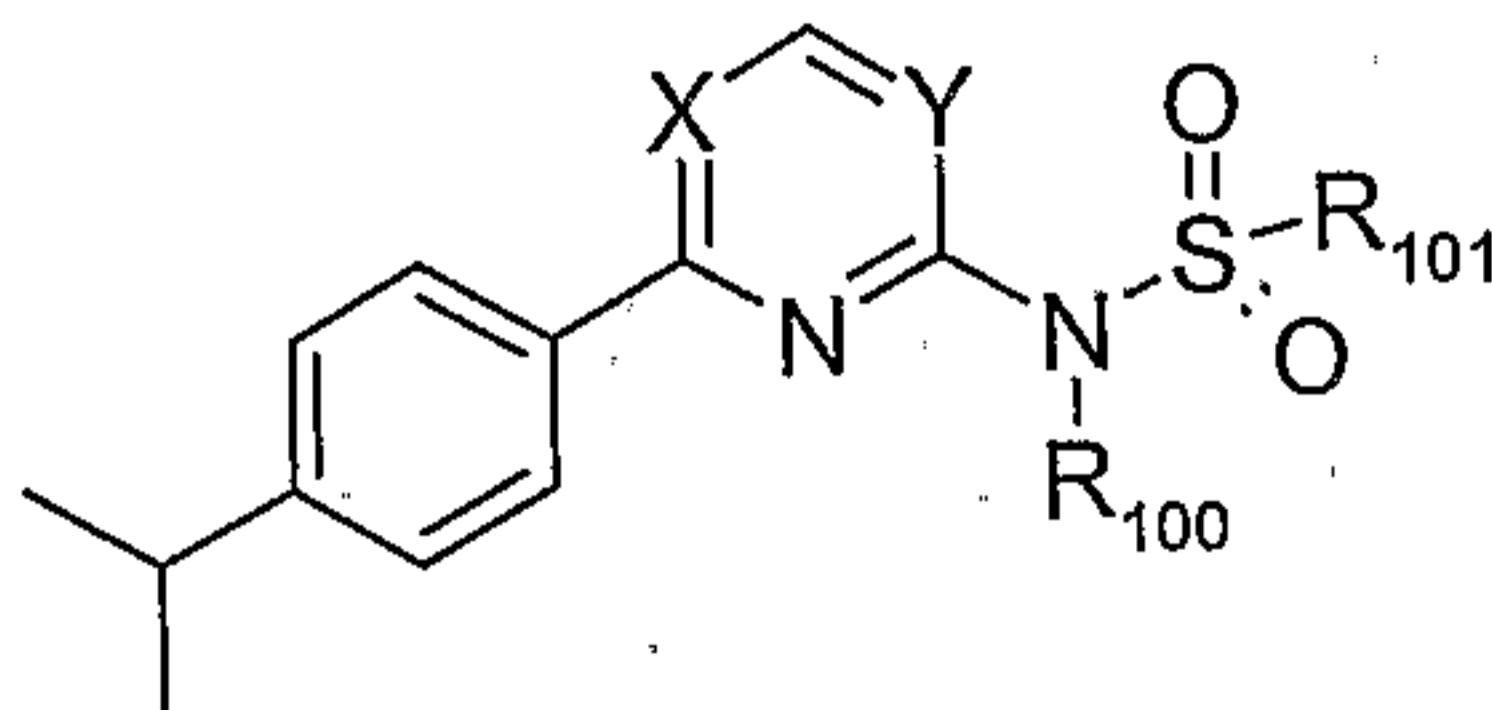
10 4-Chloro-N-[4-(4-isopropyl-phenyl)-pyrimidin-2-yl]-benzenesulfonamide was prepared (69 mg) by following general methods P, Q1, R and C-2 as explained above by using (4-chloro-pyrimidin-2-yl)-(2,4-dimethoxy-benzyl)-amine (100 mg, 0.36 mmol), 4-isopropylboronic acid, and 4-chlorobenzenesulfonyl chloride. LCMS m/z : 389 (M+1)⁺. ¹H NMR (CDCl₃): δ 1.31 (d, 6H), 3.0 (m, 1H), 7.35 (m, 3H), 7.45 (d, 2H), 7.90 (d, 2H), 8.13 (d, 2H), 8.62 (d, 1H)
15 10.2 (s, 1H).

Example 161

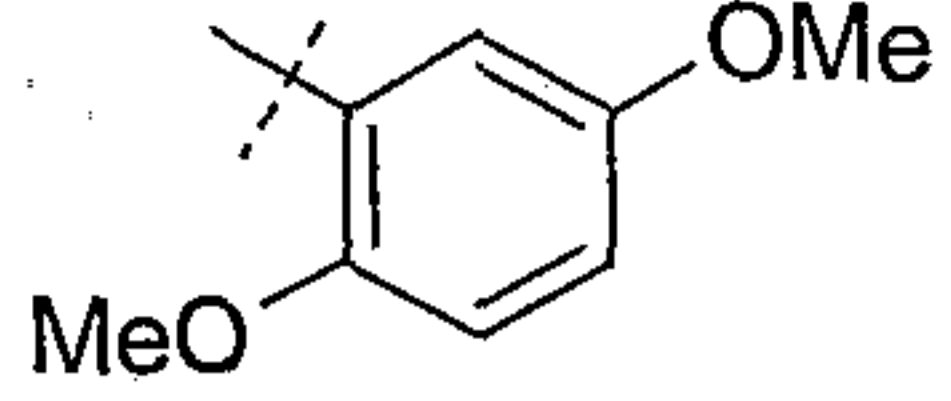
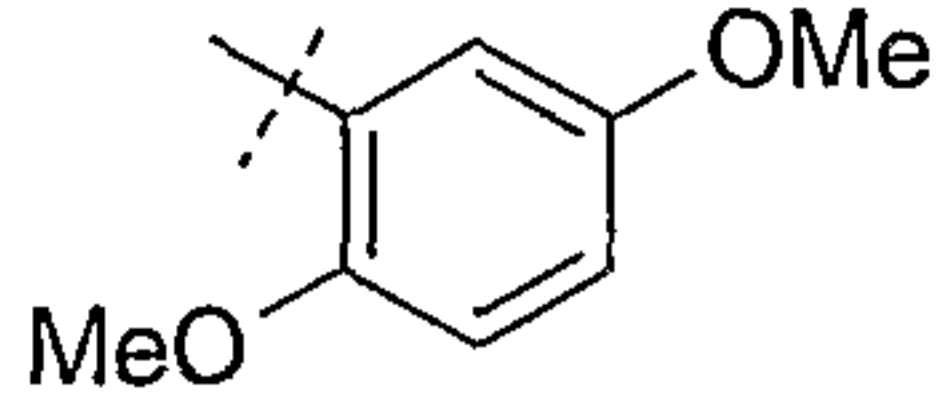
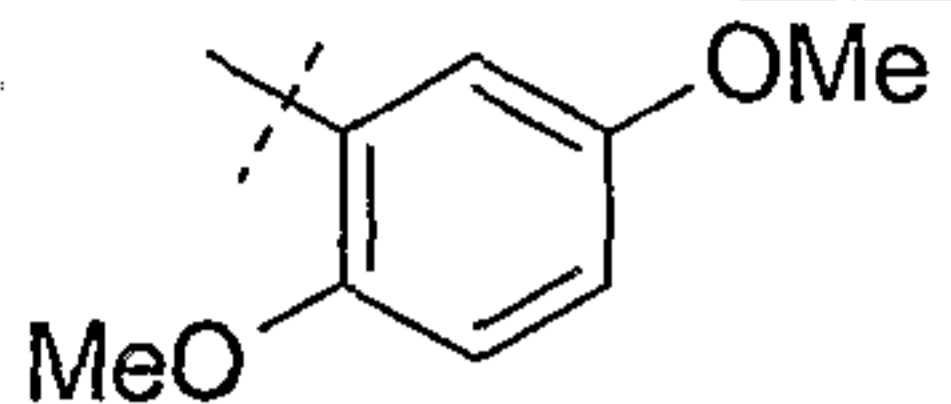
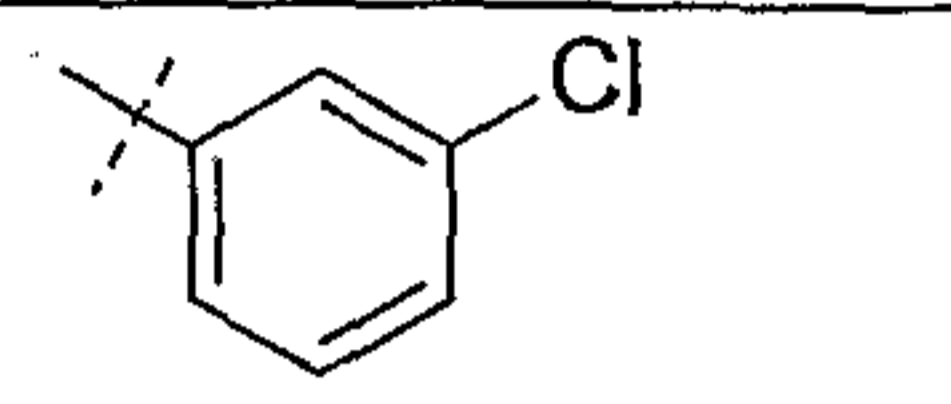
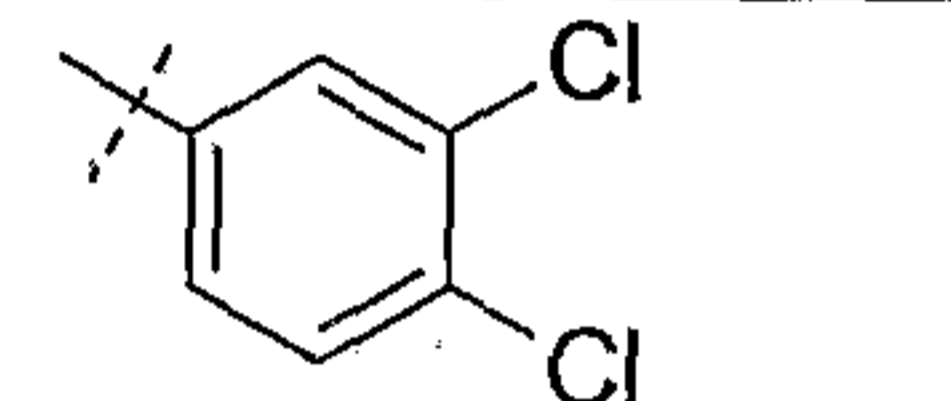
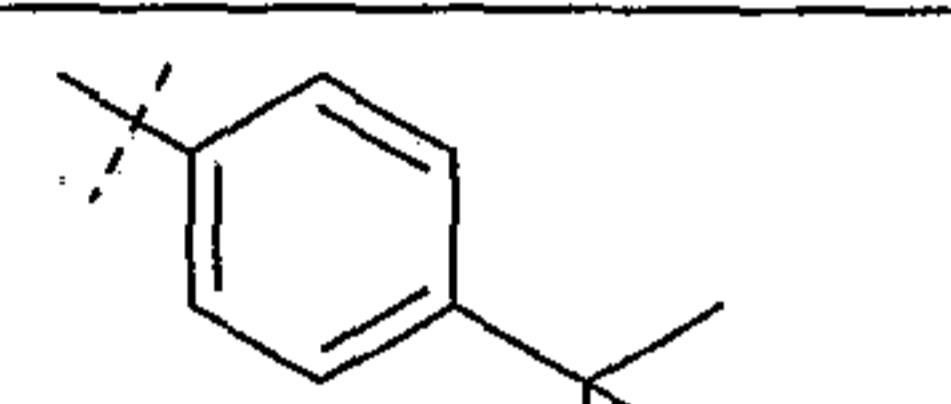
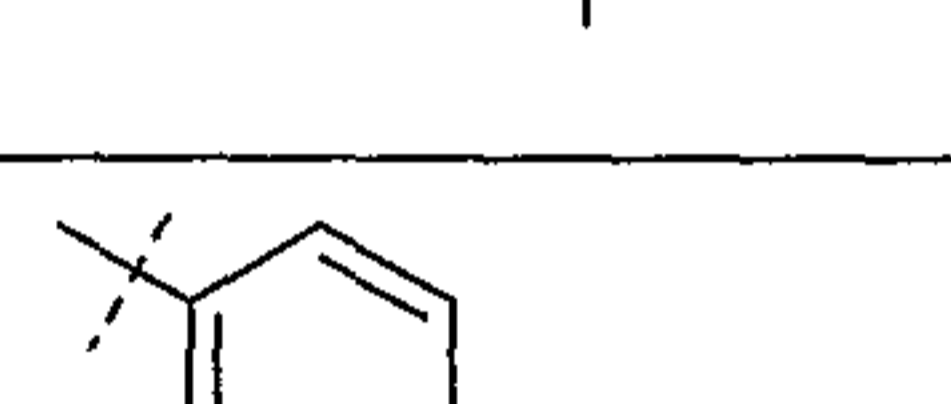
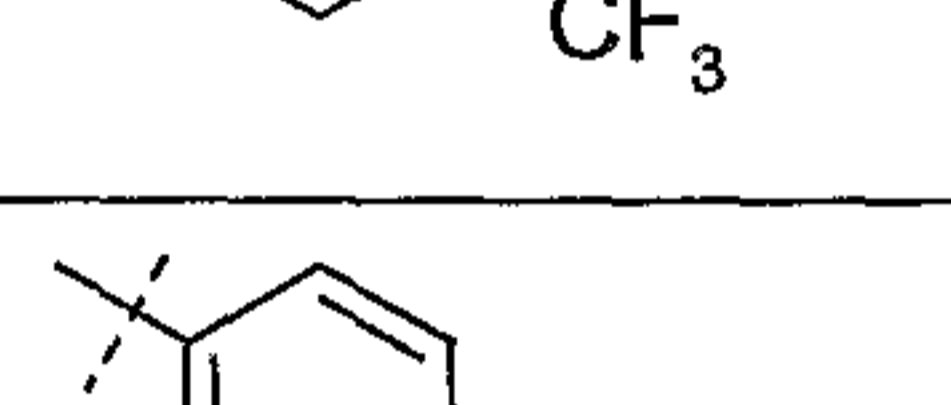
20 {(4-Chloro-benzenesulfonyl)-[2-(4-isopropyl-phenyl)-pyrimidin-4-yl]-amino}-acetic acid tert-butyl ester was prepared (97 mg) from 4-chloro-N-[2-(4-isopropyl-phenyl)-pyrimidin-4-yl]-benzenesulfonamide (100 mg, 0.26 mmol) (Prepared in Example 158) and bromoacetic acid tert-butyl ester by following the general procedure S (method 1). LCMS m/z : 503 (M+1)⁺.

25 {(4-Chloro-benzenesulfonyl)-[2-(4-isopropyl-phenyl)-pyrimidin-4-yl]-amino}-acetic acid was prepared (80 mg) from {(4-chloro-benzenesulfonyl)-[2-(4-isopropyl-phenyl)-pyrimidin-4-yl]-amino}-acetic acid tert-butyl ester (90 mg, 0.18 mmol) by following the general procedure G1. LCMS m/z : 447 (M+1)⁺. ¹H NMR (CDCl₃): δ 1.2 (d, 6H), 2.98 (m, 1H), 4.98 (s, 2H), 7.2-8.6 (Ar-H, 10H).

By analogous methods to those used to prepare Examples 159-161 and those in the relevant above Schemes, the following compounds were synthesized:



EX	R ₁₀₀	R ₁₀₁	X	Y	LCMS m/z (M+1) ⁺

162	CH ₂ CO ₂ H		N	CH	473
163	H		CH	N	415
164	Me		CH	N	428
165	H		CH	N	389
166	H		CH	N	423
167	H		CH	N	411
168	H		CH	N	423
169	CH ₂ CO ₂ H		CH	N	447
170	H	n-C ₈ H ₁₇	CH	N	391

Example 171

5 4-Chloro-N-[4-(4-isopropyl-phenyl)-pyrimidin-2-yl]-N-(1H-tetrazol-5-yl methyl)-benzenesulfonamide was prepared from 4-chloro-N-[4-(4-isopropyl-phenyl)-pyrimidin-2-yl]-benzenesulfonamide via N-alkylation with bromoacetonitrile using general procedure S (method 1) followed by tetrazole formation using general procedure H. LCMS *m/z*: 471 (M+1)⁺.

Example 172

10 (2-Chloro-pyrimidin-4-yl)-cyclopentyl-amine and (4-chloro-pyrimidin-2-yl)-cyclopentyl-amine were synthesized from 2,4 dichloropyrimidine (1.0 g, 6.7 mmol), cyclopentylamine (860 mg, 10.1 mmol) and DIEA (3.5 mL, 20.2 mmol) following procedure P, method P2, using THF as solvent. The crude products were purified by silica gel chromatography eluting with DCM/ethyl acetate (9:1) to afford 2-Chloro-pyrimidin-4-yl)-cyclopentyl-amine (598 mg).

LCMS m/z : 199 ($M+1$)⁺, and (4-chloro-pyrimidin-2-yl)-cyclopentyl-amine (285 mg). LCMS m/z : 199 ($M+1$)⁺.

(4-chloro-pyrimidin-2-yl)-cyclopentyl-amine (100 mg, 0.51 mmol) was reacted with (4-benzyloxyphenyl)boronic acid (173 mg, 0.76 mmol), tetrakis(triphenylphosphino)palladium
5 (44 mg, 0.04 mmol), and aq. 2 N sodium carbonate (1.01 mmol, 0.51 mL) as described in general procedure Q, method Q1, to give 108 mg (62%) of [4-(4-benzyloxy-phenyl)-pyrimidin-2-yl] cyclopentyl-amine. Purification was carried out by silica gel chromatography eluting with hexanes/ethyl acetate, 4:1 then 1:1. LCMS m/z : 346 ($M+1$)⁺.

[4-(4-benzyloxy-phenyl)-pyrimidin-2-yl] cyclopentyl-amine (108 mg, 0.313 mmol) was
10 reacted with methyl-3-(bromomethyl) benzoate (107 mg, 0.47 mmol) and NaH (60 % suspension, 25 mg, 0.626 mmol) following general procedure S, method S2. Purification was carried out by silica gel chromatography eluting with hexanes/ethyl acetate 4:1 to give 133 mg of 3-([4-(4-benzyloxy-phenyl)-pyrimidin-2-yl] cyclopentyl-amine)-methyl)-benzoic acid methyl ester. LCMS m/z : 495 ($M+1$)⁺.

To a MeOH-DCM solution (4:1, 4 mL) of 3-([4-(4-benzyloxy-phenyl)-pyrimidin-2-yl]
15 cyclopentyl-amine)-methyl)-benzoic acid methyl ester (127 mg, 0.26 mmol) was added 10% Pd/C (28 mg), and the reaction mixture was stirred at room temperature for 2 h under a hydrogen atmosphere (balloon). The mixture was filtered through a pad of Celite and then concentrated. The 3-([cyclopentyl-[4-(4-hydroxy-phenyl)-pyrimidin-2-yl]-amino]-methyl)-
20 benzoic acid methyl ester obtained was used without further purification. LCMS m/z : 405 ($M+1$)⁺.

To a THF (2 mL) solution of 3-([cyclopentyl-[4-(4-hydroxy-phenyl)-pyrimidin-2-yl]-
25 amino]-methyl)-benzoic acid methyl ester (44 mg, 0.11 mmol) was added *trans*-4-methyl-cyclohexanol (12.5 mg, 0.11 mmol) and triphenylphosphine (27 mg, 0.11 mmol). After the mixture was cooled 5 min. in an ice bath, diisopropyl azodicarboxylate (DIAD, 21.5 μ L, 0.11 mmol) was added. The solution was stirred at room temperature until complete. Water was added, and the mixture was extracted with ethyl acetate (3 x 2 mL). The ethyl acetate layer was dried over Na₂SO₄ and concentrated. Purification was carried out by silica gel
30 chromatography eluting with hexanes/ethyl acetate 9:1 then 4:1 to give 16 mg (30%) of 3-[(cyclopentyl-{4-[4-(*cis*-4-methyl-cyclohexyloxy)-phenyl]-pyrimidin-2-yl}-amino)-methyl]-benzoic acid methyl ester. LCMS m/z : 501 ($M+1$)⁺.

This product was hydrolyzed according to general procedure T. The 3-[(cyclopentyl-
35 {4-[4-(*cis*-4-methyl-cyclohexyloxy)-phenyl]-pyrimidin-2-yl}-amino)-methyl]-benzoic produced was then converted to its corresponding HCl salt following general procedure G2 to give 3-[(cyclopentyl-{4-[4-(*cis*-4-methyl-cyclohexyloxy)-phenyl]-pyrimidin-2-yl}-amino)-methyl]-benzoic acid hydrochloride (16 mg, 94%). LCMS (m/z): 487 ($M+1$)⁺.

Example 173

(2-chloro-pyrimidin-4-yl)-cyclopentylamine (100mg, 0.51 mmol) was reacted with (4-benzyloxyphenyl)boronic acid (173 mg, 0.76 mmol), tetrakis(triphenylphosphino)palladium (44 mg, 0.04 mmol), and aq. 2 N sodium carbonate (1.01 mmol, 0.51 mL) as described in
5 general procedure Q, method Q2, to give 164 mg of [2-(4-benzyloxy-phenyl)-pyrimidin-4-yl]-cyclopentyl-amine. Purification was carried out by silica gel chromatography eluting with hexanes/ethyl acetate 4:1 then 1:1. LCMS *m/z*: 346 (M+1)⁺.

[2-(4-benzyloxy-phenyl)-pyrimidin-4-yl]-cyclopentyl-amine (164 mg, 0.475 mmol) was reacted with methyl-3-(bromomethyl) benzoate (163 mg, 0.71 mmol) and NaH (60 %
10 suspension, 38 mg, 0.95 mmol) following general procedure S, method S2. Purification was carried out by silica gel chromatography eluting with hexanes/ethyl acetate 4:1 then 2:1, and 116 mg of 3-([2-(4-benzyloxy-phenyl)-pyrimidin-4-yl]-cyclopentyl-amino)-methyl)-benzoic acid methyl ester was obtained. LCMS *m/z*: 495 (M+1)⁺.

To a MeOH-DCM solution (4:1, 4 mL) of 3-([2-(4-benzyloxy-phenyl)-pyrimidin-4-yl]-
15 cyclopentyl-amino)-methyl)-benzoic acid methyl ester (116 mg, 0.235 mmol) was added 10% Pd/C (25 mg), and the reaction mixture was stirred at room temperature for 2 h under a hydrogen atmosphere (balloon). The mixture was filtered through a pad of Celite and then concentrated. The 3-([cyclopentyl-[2-(4-hydroxy-phenyl)-pyrimidin-4-yl]-amino)-methyl)-
20 benzoic acid methyl ester obtained was used without further purification. LCMS *m/z*: 405 (M+1)⁺.

To an acetone (3 mL) solution of 3-([cyclopentyl-[2-(4-hydroxy-phenyl)-pyrimidin-4-yl]-
25 amino)-methyl)-benzoic acid methyl ester (23 mg, 0.057 mmol) was added (bromomethyl)cyclohexane (11 mg, 0.063 mmol), K₂CO₃ (36 mg, 0.26 mmol) and tetrabutylammonium bromide (0.4 mg, 0.003 mmol). The resulting reaction mixture was heated in a CEM Exploer PLS™ microwave at 100 °C for 30 min. After cooling to room
30 temperature the reaction mixture was filtered, and the residue was washed with acetone (4 mL). The solution was concentrated, and the crude solid was purified by silica gel chromatography eluting with hexanes/ethyl acetate 4:1 then 2:1 to yield 22 mg of 3-([2-(4-cyclohexylmethoxy-phenyl)-pyrimidin-4-yl]-cyclopentyl-amino)-methyl)-benzoic acid methyl ester. LCMS *m/z*: 501 (M+1)⁺.

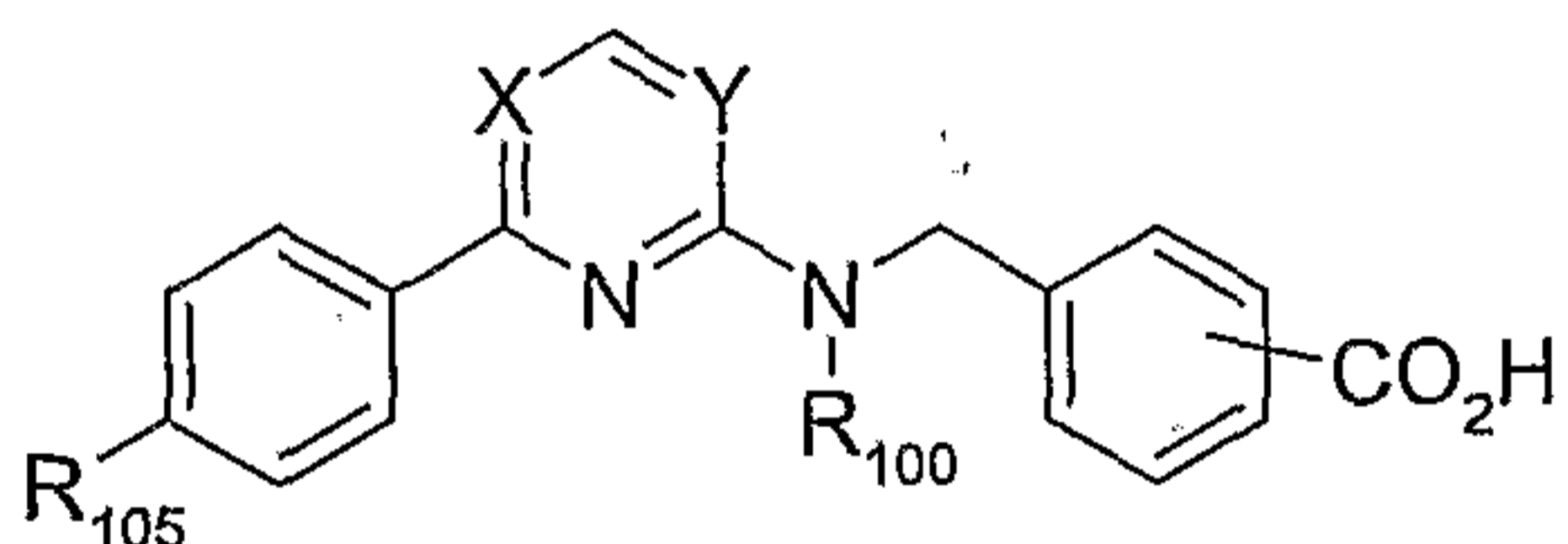
This product was hydrolyzed according to general procedure T. The 3-([2-(4-cyclohexylmethoxy-phenyl)-pyrimidin-4-yl]-cyclopentyl-amino)-methyl)-benzoic acid
35 produced was then converted to its corresponding HCl salt following general procedure G2 to give 3-([2-(4-cyclohexylmethoxy-phenyl)-pyrimidin-4-yl]-cyclopentyl-amino)-methyl)-benzoic acid hydrochloride (22 mg). LCMS *m/z*: 487 (M+1)⁺.

Example 174

[4-(4-isopropyl-phenyl)-pyrimidin-2-yl]-thiophen-2-ylmethyl-amine (50 mg, 0.16 mmol) (prepared in Example 149) was reacted with methyl-4-(bromomethyl) benzoate (55 mg, 0.24 mmol) and NaH (60% suspension, 13 mg, 0.32 mmol) following general procedure S, method S2. Purification was carried out by silica gel chromatography eluting with hexanes/ethyl acetate 4:1 to give 42 mg of 4-({[4-(4-isopropyl-phenyl)-pyrimidin-2-yl]-thiophen-2-ylmethyl-amino}-methyl)-benzoic acid methyl ester. LCMS m/z : 459 (M+1)⁺.

This ester was hydrolyzed according to general procedure T. The hydrolysis product was then converted to its corresponding HCl salt following general procedure G2. LCMS m/z : 445 (M+1)⁺.

By analogous methods to those used to prepare Example 174 and those in the relevant above schemes, the following compounds were synthesized. Examples 175-181 in the table below were prepared in the HCl salt form using general procedure G2.



EX	R ₁₀₀	R ₁₀₅	X	Y	Acid position	LCMS m/z (M+1) ⁺
175		iPr	CH	N	2	445
176		iPr	CH	N	3	445
177		OiPr	CH	N	2	461
178		OCF ₃	CH	N	2	487
179		OPh	CH	N	2	495
180		OMe	CH	N	2	433
181		F	CH	N	2	421

Example 182

To a THF (2 mL) solution of 3-((cyclopentyl-[4-(4-hydroxy-phenyl)-pyrimidin-2-yl]-amino)-methyl)-benzoic acid methyl ester (39 mg, 0.10 mmol) (prepared in Example 172) was added *cis*-4-methyl-cyclohexanol (11 mg, 0.10 mmol) and triphenylphosphine (25 mg, 0.10 mmol). After the mixture was cooled 5 min. in an ice bath, diisopropyl azodicarboxylate (DIAD, 19.1 μ L, 0.10 mmol) was added. The solution was stirred at room temperature until complete. Water was added, and the mixture was extracted with ethyl acetate (3 x 2 mL). The ethyl acetate layer was dried over Na_2SO_4 and concentrated. Purification was carried out by silica gel chromatography eluting with hexanes/ethyl acetate 9:1 then 4:1 to give 16 mg of 3-[(cyclopentyl-{4-[4-(*trans*-4-methyl-cyclohexyloxy)-phenyl]-pyrimidin-2-yl}-amino)-methyl]-benzoic acid methyl ester. LCMS m/z : 501 (M+1)⁺.

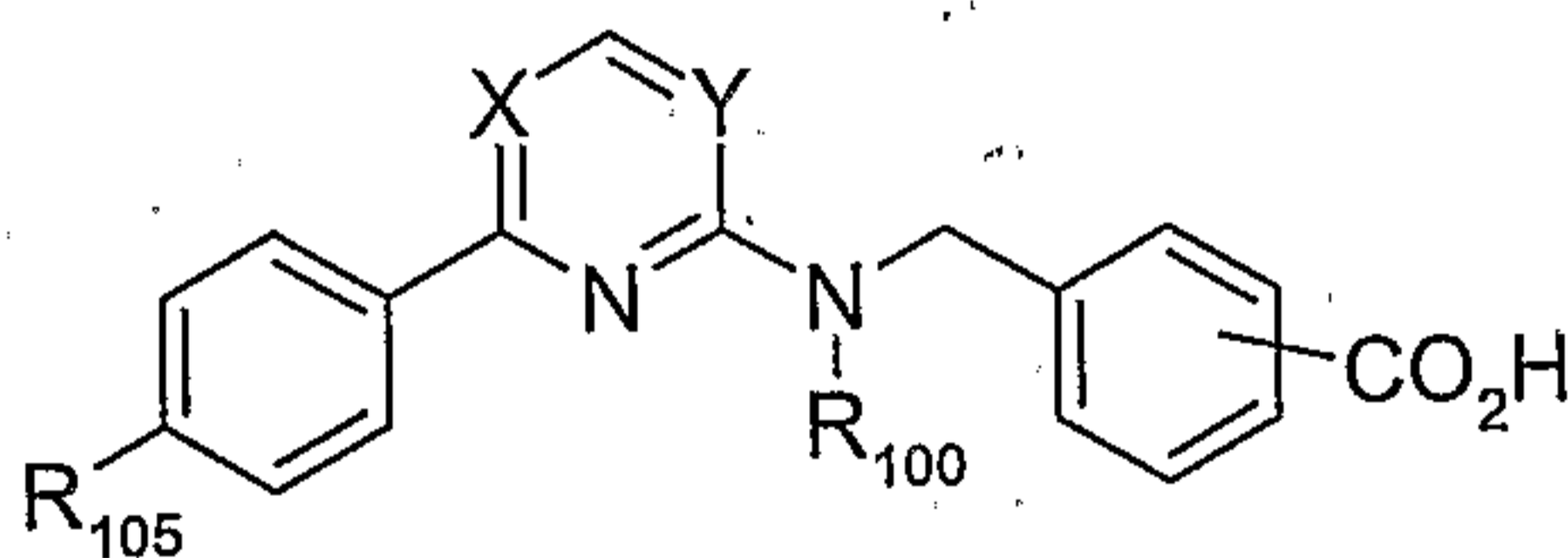
This ester was hydrolyzed according to general procedure T. The hydrolysis product was then converted to its corresponding HCl salt following general procedure G2 (16 mg). LCMS m/z : 487 (M+1)⁺.

15 Example 183

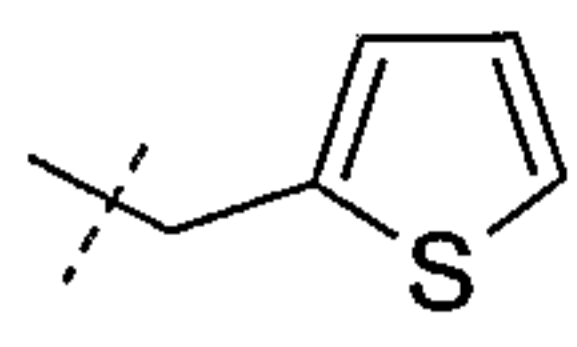
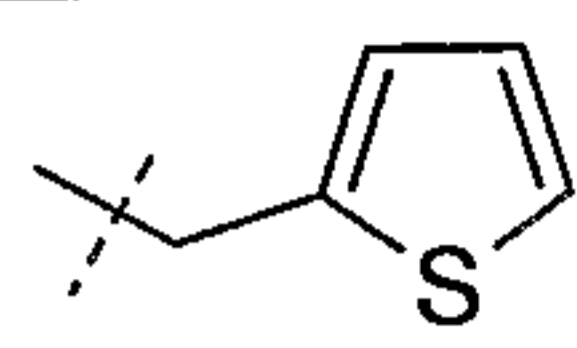
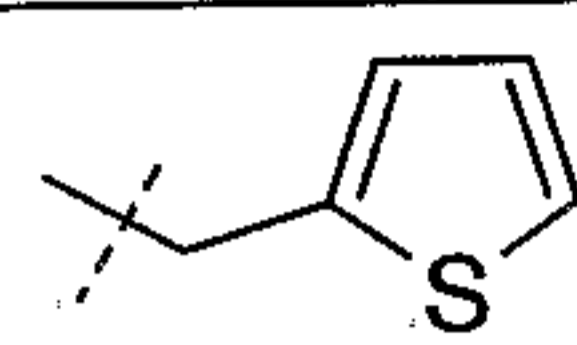
[2-(4-isopropyl-phenyl)-pyrimidin-4-yl]-thiophen-2-ylmethyl-amine (50 mg, 0.16 mmol) (prepared in Example 149) was reacted with methyl-4-(bromomethyl) benzoate (55 mg, 0.24 mmol) and NaH (60% suspension, 13 mg, 0.32 mmol) following general procedure S, method S2. Purification was carried out by silica gel chromatography eluting with hexanes/ethyl acetate 4:1 to give 25 mg of 4-([2-(4-isopropyl-phenyl)-pyrimidin-4-yl]-thiophen-2-ylmethyl-amino)-methyl)-benzoic acid methyl ester. LCMS m/z : 459 (M+1)⁺.

By analogous methods to those used to prepare Example 183 and those in the relevant above schemes, the following compounds were synthesized. Examples 184-188 in the table below were prepared in the HCl salt form using general procedure G2.

25 Examples 187 and 188 were prepared as the sodium salt via general procedure J.



EX	R ₁₀₀	R ₁₀₅	X	Y	Acid position	LCMS m/z (M+1) ⁺
184		iPr	N	CH	2	445
185		iPr	N	CH	3	445

186		OBn	N	CH	2	509
187		OBn	N	CH	3	509
188		OBn	N	CH	4	509

Example 189

[4-(4-Isopropyl-phenyl)-thiazol-2-yl]-[2-(1H-tetrazol-5-yl)-ethyl]-thiophen-2-ylmethyl-amine was prepared following general procedure H using 3-{{[4-(4-isopropyl-phenyl)-thiazol-2-yl]-thiophen-2-ylmethyl-amino}-propionitrile (278 mg, 0.756 mmol), sodium azide (657 mg, 99%, 10 mmol), ammonium chloride (535 mg, 10 mmol) and DMF (3 mL). Purification by flash chromatography (ethyl acetate/hexanes 1:1, with 0.5% v/v acetic acid) gave the product compound (110 g, 0.268 mmol).

¹H-NMR (400 MHz, CDCl₃): 7.75-7.77(m, 2H), 7.26-7.33(m, 3H), 6.98-7.06(m, 2H), 6.75(s, 1H), 4.74(s, 2H), 4.23(t, 2H), 3.40(t, 2H), 2.95(sept, 1H), 1.28(d, 6H); LCMS *m/z*: 411 (M+1)⁺.

Example 190

2-({[4-(4-Isopropyl-phenyl)-thiazol-2-yl]-thiophen-2-ylmethyl-amino}-methyl)-benzonitrile was prepared by stirring (4-(4-isopropyl-phenyl)-thiazol-2-yl)-thiophen-2-ylmethyl-amine (100mg, 0.31 mmol), NaH (26 mg, 60%, 0.62 mmol), and 2-bromomethylbenzonitrile (72mg, 0.372 mmol) in THF (50 mL) at room temperature. After 3h, the reaction mixture was concentrated under high vacuum. The crude product used without purification.

[4-(4-Isopropyl-phenyl)-thiazol-2-yl]-[2-(1H-tetrazol-5-yl)-benzyl]-thiophen-2-ylmethyl-amine (6.0 mg) was prepared following general procedure H from the corresponding nitrile (130 mg, 0.31 mmol), ammonium chloride (3.1 mmol) and sodium azide (3.1 mmol). Purification (Silica gel, methanol/DCM 3:97) provided the product. LCMS *m/z*: 474 (M+1)⁺.

Example 191

N-[2-({[4-(4-Isopropyl-phenyl)-thiazol-2-yl]-thiophen-2-ylmethyl-amino}-methyl)-benzoyl] methanesulfonamide was prepared following procedure K using 2-({[4-(4-Isopropyl-phenyl)-thiazol-2-yl]-thiophen-2-ylmethyl-amino}-methyl)-benzoic acid (200 mg, 0.44 mmol), CDI (215 mg, 0.133 mmol), DBU (102 μl, 0.66 mmol), and methane sulfonamide (90 mg, 0.888 mmol). Purification (Silica gel, methanol/DCM 3:97) provided the product (100 mg). LCMS *m/z*: 527 (M+1)⁺.

Example 192

A mixture of 3-{cyclopentyl-[4-(4-isopropyl-phenyl)-thiazol-2-yl]-amino}-propionic acid (100mg, 0.28 mmol), diphenyl phosphoryl azide (70 μ l, 0.25 mmol) and DIEA (150 μ l) was heated in CH_3CN at 60°C for 1 hour. After cooling to room temperature methane sulfonamide (50 mg, 0.52 mmol) was added and reaction mixture was stirred. After 16 h, the reaction mixture was concentrated in high vacuum. The crude residue was purified on a silica gel column (ethyl acetate/hexane 1:1) to afford 1-(2-{cyclopentyl-[4-(4-isopropyl-phenyl)-thiazol-2-yl]-amino}-ethyl)-3-methanesulfonyl-urea (25 mg). LCMS m/z : 452 (M+1)⁺.

Example 193

A mixture of 3-[[4-(4-Isopropyl-phenyl)-thiazol-2-yl]-thiophen-2-ylmethyl-amino]-propionic acid (50mg, 0.14 mmol), diphenyl phosphoryl azide (50 μ L, 0.18 mmol) and DIEA (100 μ L) was heated in CH_3CN at 60°C for 1 hour. After cooling to room temperature methane sulfonamide (30 mg, 0.32 mmol) was added and reaction mixture was stirred. After 16 h, the reaction mixture was concentrated in high vacuum. The crude residue was purified on silica gel column (ethyl acetate/hexane 1:1) to afford (2-[[4-(4-Isopropyl-phenyl)-thiazol-2-yl]-thiophen-2-ylmethyl-amino]-ethyl) 3-methanesulfonyl-urea (15 mg). LCMS m/z : 480 (M+1)⁺.

Example 194

LDA (1.5 ml, 2.0 M solution in THF) added to THF solution of 3-(cyclopentyl-(4-(4-isopropyl-phenyl)-2-yl)-amino)-propionic acid methyl ester (373.0mg, 1.0 mmol) at -78°C . After 30 min., methyl iodide (75 μ l, 1.2 mmol) was added. After 90 min., the cooling bath was removed and reaction warmed to room temperature. The reaction was quenched with ammonium chloride solution and extracted with Et_2O (1X50 ml). The organic layer was dried (MgSO_4), filtered and concentrated. The residual oil purified on silica gel column to afford ester (150 mg). The ester was hydrolyzed to the title compound following general procedure T to give 3-{Cyclopentyl-[4-(4-isopropyl-phenyl)-thiazol-2-yl]-amino}-2-methyl-propionic acid (150 mg). LCMS m/z : 374 (M+1)⁺.

Example 195

LDA (1.0 ml, 2.0 M solution in THF) added to THF solution of 3-(cyclopentyl-(4-(4-isopropyl-phenyl)-2-yl)-amino)-propionic acid methyl ester (250.0mg, 0.67 mmol) at -78°C . After 30 min., benzyl bromide (120 μ L, 1.0 mmol) was added. After 90 min., the cooling bath removed and the reaction was warmed to room temperature, quenched with ammonium chloride solution, extracted with Et_2O (1X50 ml), organic layer dried (MgSO_4), and filtered and concentrated under high vacuum. The residual oil was purified on silica gel column to afford ester (50 mg). The ester was hydrolyzed to the title compound following general procedure T to give 2-Benzyl-3-{cyclopentyl-[4-(4-isopropyl-phenyl)-thiazol-2-yl]-amino}-propionic acid (40 mg) LCMS m/z : 450 (M+1)⁺.

Example 196

4-{Cyclopentyl-[4-(4-isopropyl-phenyl)-thiazol-2-yl]-amino}-butyric acid was prepared according to general procedure B using 4-(1-cyclopentyl-thioureido)-butyric acid methyl ester (70 mg, 0.3 mmol) and 2-bromo-4'-isopropylacetophenone (80.0 mg, 0.3 mmol). Purification (Silica gel, ethyl acetate/hexane 5:95) provided the ester, which was hydrolyzed following
5 general procedure T. LCMS m/z : 374 (M+1)⁺.

Example 197

To the THF solution of [4-(4-isopropyl-phenyl)-thiazol-2-yl]-thiophen-2-ylmethyl-amine (150.0 mg, 0.5 mmol) and methyl 5-bromopentanoate (215 μ L, 0.1.5 mmol) was added
10 NaH (60 mg, 60%, 0.1.5 mmol) and the resulting mixture was heated at 60°C for 5h, after cooling to room temperature methanol (2.0ml). NaOH (2.0 ml, 1.0 M) added and mix was stirred at room temperature for 15 h. HCl added dropwise to pH 7.0. The acid was extracted with EtOAc (2X20ml), combined organic extracts dried (Na₂SO₄), filtered, concentrated, and purified on silica gel column. The sodium salt was made following procedure J to afford the
15 sodium 5-{{[4-(4-isopropyl-phenyl)-thiazol-2-yl]-thiophen-2-ylmethyl-amino}-pentanoate (110 mg). LCMS m/z : 416 (M+1)⁺.

Example 198

A mixture of 6-methyl-pyridine-2-carboxylic acid ethyl ester (1.65g, 10 mmol), NBS (1.77g, 10 mmol), and benzoyl peroxide (100 mg) in carbon tetrachloride (20ml) was
20 refluxed for 14 h. After cooling to room temperature, the reaction mixture was partitioned between diethyl ether and water (120ml, 4:1), organic layer was washed with water (2X20 ml), brine, dried (MgSO₄), filtered and concentrated to give 6-bromomethyl-pyridine-2-carboxylic acid ethyl ester (2.4 g) which was used without further purification. LCMS m/z :
25 245 (M+1)⁺.

6-({[4-(4-Isopropyl-phenyl)-thiazol-2-yl]-thiophen-2-ylmethyl-amino}-methyl) pyridine-2-carboxylic acid ethyl ester was prepared following general method S2 using (4-(4-isopropyl-phenyl)-thiazol-2-yl)-thiophen-2-ylmethyl-amine (62mg, 0.20 mmol), 6-bromomethyl-pyridine-2-carboxylic acid ethyl ester (60 mg, 0.24 mmol) and NaH (34 mg, 60%, 0.84 mmol). Purification (Silica gel, ethyl acetate/hexane 1:4) provided the ester, which was hydrolyzed
30 following general procedure T. Sodium 6-({[4-(4-isopropyl-phenyl)-thiazol-2-yl]-thiophen-2-ylmethyl-amino}-methyl) pyridine-2-carboxylate was made following procedure J. LCMS m/z : 451 (M+1)⁺.

Example 199

To a THF solution of [4-(4-isopropyl-phenyl)-thiazol-2-yl]-thiophen-2-ylmethyl-amine
35 (80 mg, 0.25 mmol) and tert-butyl bromoacetate (41 μ L, 0.28 mmol) was added NaH (15 mg, 60%, 0.38 mmol) and the resulting mixture was stirred at room temperature for 30 min. The

reaction was quenched with brine and extracted with ethyl acetate (3 X 5 mL). Combined ethyl acetate extracts were dried over sodium sulfate, concentrated and purified on silica gel column to afford 2-{thiophen-2-ylmethyl-[4-(4-isopropyl-phenyl)-thiazol-2-yl]-amino}acetic acid tert-butyl ester (75 mg). LCMS *m/z*: 430 (M+1)⁺.

5 2-{Thiophen-2-ylmethyl-[4-(4-isopropyl-phenyl)-thiazol-2-yl]-amino}acetic acid hydrochloride was prepared (63 mg) following general procedure G1 using 2-{thiophen-2-ylmethyl-[4-(4-isopropyl-phenyl)-thiazol-2-yl]-amino}acetic acid tert-butyl ester (66 mg, 0.155 mmol) and 4 N HCl solution in dioxane (1.0 mL). LCMS *m/z*: 474 (M+1)⁺.

Example 200

10 3-[[4-(4-Isopropyl-phenyl)-thiazol-2-yl]-thiophen-2-ylmethyl-amino]-propane-1-sulfonic acid was prepared following general method S2 using (4-(4-isopropyl-phenyl)-thiazol-2-yl)-thiophen-2-ylmethyl-amine (54mg, 0.17 mmol), [1,2]-oxathiolane 2,2-dioxide (26.0 mg, 0.2 mmol) and NaH (20 mg, 60%, 0.5 mmol). After 2 h, the volatiles were evaporated, and the residue was washed with hexane (2X5ml) and then partitioned between ethyl acetate
15 and water. The aqueous layer was adjusted to pH 6, and extracted with ethyl acetate (2X10 mL). The combined organic extracts were dried over Na₂SO₄, filtered, and concentrated to give the product (40 mg). LCMS *m/z*: 437 (M+1)⁺.

Example 201

20 3-[(8H-Indeno[1,2-d]thiazol-2-yl)-thiophen-2-ylmethyl-amino]-propionic acid tert-butyl ester was prepared (35mg) following general procedure B using 2-bromo-indan-1-one (22 mg, 0.1 mmol), and 3-(1-thiophen-2-ylmethyl-thioureido)-propionic acid tert-butyl ester (30 mg, 0.1 mmol). LCMS *m/z*: 414 (M+1)⁺.

25 3-[(8H-Indeno[1,2-d]thiazol-2-yl)-thiophen-2-ylmethyl-amino]-propionic acid hydrochloride was prepared (32 mg) following general procedure G1 using 3-[(8H-indeno[1,2-d]thiazol-2-yl)-thiophen-2-ylmethyl-amino]-propionic acid tert-butyl ester (35 mg, 0.085 mmol) and 4 N HCl solution in dioxane (1.0 mL). LCMS *m/z*: 358 (M+1)⁺. ¹H NMR (CD₃OD, 400 MHz): δ 2.8 (t, 3H), 3.80 (s, 2H) 3.9 (t, 2H), 5.0 (s, 2H), 7.08 (dd, 1H), 7.21 (dd, 1H), 7.28 (t, 1H), 7.38 (t, 1H), 7.42 (dd, 1H), 7.56 (dd, 1H), 7.7 (dd, 1H).

Example 202

30 4-Phenylcyclohexanone (401 mg, 2.30 mmol) was dissolved in EtOAc (10 mL) and CuBr₂ (509 mg, 2.29 mmol) was added. The reaction mixture was stirred at 40°C for 3 h followed by room temperature overnight. Ethyl acetate (15 mL) and hexane (15 mL) were added and the organic layer was washed with water (4x20 mL) followed by brine (20 mL). The solution was dried over MgSO₄, filtered, and concentrated. The crude product (mixture
35 of cis and trans isomers) was used without further purification.

The 2-bromo-4-phenylcyclohexanone (2.30 mmol) and 3-(1-Cyclopentyl-thioureido)-propionic acid tert-butyl ester (257 mg, 0.945 mmol) were combined as in general procedure

B (13 mL THF, 40 °C, 15 h). After aqueous workup, the crude product was purified by silica gel chromatography (gradient, hexane -> 10% EtOAc-hexane) to afford 3-[cyclopentyl-(6-phenyl-4,5,6,7-tetrahydro-benzothiazol-2-yl)-amino]-propionic acid tert-butyl ester (398 mg). The ester was dissolved in CH₂Cl₂ (2 mL) and TFA (2 mL) was added. The reaction mixture was stirred at room temperature, until the starting material, was consumed by TLC. The volatiles were removed and the residue was dissolved in MeOH. NaOH solution (0.90 mmol) was added followed by half-saturated NaCl (20 mL). The aqueous layer was extracted with CH₂Cl₂ (3x15 mL) and dried over MgSO₄ to provide 3-[Cyclopentylcyclopentyl-(6-phenyl-4,5,6,7-tetrahydro-benzothiazol-2-yl)-amino]-propionic acid. The sodium salt was prepared by general procedure J and triturated with hexane to yield 3-[cyclopentyl-(6-phenyl-4,5,6,7-tetrahydro-benzothiazol-2-yl)-amino]-propionic acid, sodium salt (336 mg) LCMS *m/z*: 372 (M+1)⁺.

Example 203

To the mixture of fluoro-N,N,N",N"-tetramethylformamidinium hexafluorophosphate (TFFH) (290 mg, 1.1 mmol) and thiophen-2-acetic acid (156 mg, 1 mmol) at 0° C was added diisopropylethylamine (0.35 mL, 2 mmol) and stirred at same temperature for 20 min. before adding 2-aminothiazole (261 mg, 1.2 mmol). The reaction mixture was warmed to room temperature and stirred for 12 h. The mixture was concentrated and loaded onto silica gel column to provide N-[4-(4-isopropyl-phenyl)-thiazol-2-yl]-2-thiophen-2-yl-acetamide (273 mg). LCMS *m/z*: 344 (M+1)⁺.

To N-[4-(4-isopropyl-phenyl)-thiazol-2-yl]-2-thiophen-2-yl-acetamide (270 mg, 0.79 mmol) was added diborane in THF (1.6 mL, 1M solution, 1.58 mmol). The mixture was stirred at room temperature for 2 h. Saturated NaHCO₃ solution was added, and the mixture was extracted into ethyl acetate (3 X 5 mL). Combined ethyl acetate extracts were dried over Na₂SO₄, concentrated and purified on silica gel column to afford [4-(4-isopropyl-phenyl)-thiazol-2-yl]-(2-thiophen-2-yl-ethyl)-amine (103 mg). LCMS *m/z*: 330 (M+1)⁺.

To a THF solution of [4-(4-isopropyl-phenyl)-thiazol-2-yl]-(2-thiophen-2-yl-ethyl)-amine (100 mg, 0.3 mmol) and ethyl bromopropionate (42 μL, 0.33 mmol) was added NaH (18 mg, 60%, 0.45 mmol). The mixture was stirred at room temperature for 30 min, and the excess NaH was quenched with brine and extracted into ethyl acetate (3 X 5 mL). The combined ethyl acetate extracts were dried over sodium sulfate, concentrated and purified on silica gel column to afford 3-[[4-(4-isopropyl-phenyl)-thiazol-2-yl]-(2-thiophen-2-yl-ethyl)-amino]-propionic acid ethyl ester (98 mg). LCMS *m/z*: 430 (M+1)⁺.

To the 3-[[4-(4-isopropyl-phenyl)-thiazol-2-yl]-(2-thiophen-2-yl-ethyl)-amino]-propionic acid ethyl ester (95 mg, 0.22 mmol) was added LiOH (3 mL; 2N LiOH-MeOH-THF = 1:1:4) and the reaction was stirred at room temperature for 4h before acidifying with 1N HCl. Brine was added, and the mixture was extracted with DCM (3 X 10 ml). The combined extracts

were dried over Na_2SO_4 , concentrated and purified on silica gel column to provide 3-[[4-(4-isopropyl-phenyl)-thiazol-2-yl]-(2-thiophen-2-yl-ethyl)-amino]-propionic acid hydrochloride salt (58 mg). LCMS m/z : 402 ($M+1$)⁺.

Example 204

5 3-[[4-(4-Isopropyl-phenyl)-thiazol-2-yl]-(3-thiophen-2-yl-propyl)-amino]-propionic acid hydrochloride salt was prepared (50 mg) following the procedure described in Example 202 using 4-(4-Isopropyl-phenyl)-thiazol-2-yl-amine (261 g, 1.2 mmol), thiophen-2-propionic acid (165 mg, 1 mmol), TFFH (290 mg, 1.1 mmol), diisopropylethylamine (0.35 mL, 2 mmol) 10 diborane-THF (1.6 mL, 1M, 1.6 mmol), NaH (18 mg, 60%, 0.45 mmol), ethyl bromopropionate (42 μL , 0.33 mmol) and LiOH (3 mL, aq 2N LiOH-MeOH-THF 1: 1: 4). The HCl salt was formed as in the above experiment using 1N HCl in the workup procedure. LCMS m/z : 416 ($M+1$)⁺.

Example 205

15 4-(4-Isopropyl-phenyl)-thiazol-2-yl amine (90 mg, 0.41 mmol) was acylated in CH_2Cl_2 using cyclobutane carbonyl chloride (60 μL , 0.52 mmol, 1.25 eq.) in the presence of excess pyridine. The reaction was quenched with sat. NH_4Cl , extracted with EtOAc and dried over MgSO_4 . Purification by silica gel chromatography (10% EtOAc in hexanes) afforded 95 mg (80%) of cyclobutanecarboxylic acid [4-(4-isopropyl-phenyl)-thiazol-2-yl]-amide.

20 The thiazole-amide (95 mg, 0.32 mmol) was dissolved in THF (3 mL), cooled to 0 °C and treated with 1.0 mL of borane (1M THF, 3 eq.). The reaction was stirred for 24 h at room temperature. After the excess borane was quenched with MeOH, the reaction mixture was concentrated, diluted with EtOAc, and washed with sat. NaHCO_3 . The organic layer was dried over MgSO_4 . Purification by silica gel chromatography (0 - 5% EtOAc in hexanes) yielded 28 mg cyclobutylmethyl-[4-(4-isopropyl-phenyl)-thiazol-2-yl]-amine.

25 Alkylation of the above N-alkyl aminothiazole was accomplished with NaH (5 mgs, 1.8 eq.) and methyl 4-(bromomethyl)benzoate (27 mg, 1.8 eq) according to general procedure S2. Purification provided 3-((cyclobutylmethyl-[4-(4-isopropyl-phenyl)-thiazol-2-yl]-amino)-methyl)-benzoic acid methyl ester 18.5 mg.

30 Hydrolysis of the above benzoic ester as described in general procedure T afforded 12 mg of 3-((cyclobutylmethyl-[4-(4-isopropyl-phenyl)-thiazol-2-yl]-amino)-methyl)-benzoic acid. LCMS m/z : 422 ($M + 1$)⁺.

Example 206

35 4-(4-Isopropyl-phenyl)-thiazol-2-yl amine (100 mg, 0.46 mmol) was acylated in CH_2Cl_2 using cyclohexane carbonyl chloride (85 μL , 0.57 mmol, 1.25 eq.) in the presence of excess pyridine. The reaction was quenched with sat. NH_4Cl , extracted with EtOAc and dried over MgSO_4 . Purification by silica gel chromatography (10% EtOAc in hexanes) afforded 123 mgs cyclohexanecarboxylic acid [4-(4-isopropyl-phenyl)-thiazol-2-yl]-amide.

The thiazole-amide (95 mg, 0.37 mmol) was dissolved in THF (3 mL), cooled to 0°C and treated with 1.3 mL of borane (1M THF, 3 eq.). The reaction was stirred for 24 h at room temperature. After the excess borane was quenched with MeOH, the reaction mixture was concentrated, diluted with EtOAc and washed with sat. NaHCO₃. The organic layer was dried over MgSO₄. Purification by silica gel chromatography (0 - 5% EtOAc in hexanes) yielded 40 mg cyclohexylmethyl-[4-(4-isopropyl-phenyl)-thiazol-2-yl]-amine.

Alkylation of the above N-alkyl aminothiazole was accomplished with NaH (7 mg, 1.8 eq.) and methyl 4-(bromomethyl)benzoate (34 mg, 1.8 eq.) according to general procedure S2. Purification provided 3-({cyclohexylmethyl-[4-(4-isopropyl-phenyl)-thiazol-2-yl]-amino}-methyl)-benzoic acid methyl ester 39 mg.

Hydrolysis of the above benzoic ester as described in general procedure T afforded 19 mg of 3-({cyclohexylmethyl-[4-(4-isopropyl-phenyl)-thiazol-2-yl]-amino}-methyl)-benzoic acid. LCMS *m/z*: 450 (M + 1)⁺.

Example 207

To the methanol solution of 1H-indazole-3-carboxylic acid (162 mg, 1 mmol) was added 4N HCl in dioxane (2 mL) and the mixture was stirred at the room temperature for 24 h. After evaporation of the volatiles, the mixture was partitioned between aqueous NaHCO₃ solution and ethyl acetate. The aqueous phase was extracted with ethyl acetate (2 X 15 mL), and the combined organic layer was dried over sodium sulfate. The volatiles were removed, and the residue was filtered over silica gel to provide 1H-Indazole-3-carboxylic acid methyl ester (123 mg). LCMS *m/z*: 177 (M+1)⁺.

1-Thiocarbamoyl-1H-indazole-3-carboxylic acid methyl ester was prepared (113 mg) following general procedure D using 1H-Indazole-3-carboxylic acid methyl ester (120 mg, 0.69 mmol), Fmoc isothiocyanate (213 mg, 0.76 mmol), and diethyl amine (0.5 mL). LCMS *m/z*: 236 (M+1)⁺.

1-[4-(4-Isopropyl-phenyl)-thiazol-2-yl]-1H-indazole-3-carboxylic acid methyl ester was prepared (150 mg) following general procedure B using 2-bromo-1-(4-isopropyl)-ethanone (110 mg, 0.46 mmol), and 1-thiocarbamoyl-1H-indazole-3-carboxylic acid methyl ester (110 mg, 0.46 mmol). LCMS *m/z*: 379 (M+1)⁺.

To the 1-[4-(4-isopropyl-phenyl)-thiazol-2-yl]-1H-indazole-3-carboxylic acid methyl ester (150 mg, 0.22 mmol) was added LiOH (5 mL; 2N LiOH-MeOH-THF = 1:1:4) and stirred at room temperature for 4h before acidifying with 1N HCl. Brine was added and the aqueous was extracted with DCM (3 X 15 ml). Combined extracts were dried over Na₂SO₄, concentrated and purified on silica gel column to provide 1-[4-(4-Isopropyl-phenyl)-thiazol-2-yl]-1H-indazole-3-carboxylic acid hydrochloride salt (48 mg). LCMS *m/z*: 365 (M+1)⁺.

Example 208

To 4-(4-isopropyl-phenyl)-thiazol-2-ylamine (50 mg, 0.23 mmol) in THF (1 mL) was added 4-chlorobenzenesulfonyl isocyanate (36 μ L, 0.25 mmol). Purification was accomplished by silica gel chromatography to yield N-(4-(4-isobutyl-phenyl)-thiazol-2-yl)-N'-(4-chloro-benzenesulfonyl) urea (85 mg). LCMS *m/z*: 437 (M+1)⁺; ¹H NMR (CDCl₃, 400 MHz): δ 1.27 (d, 6H); 2.95 (m, 1H), 6.75 (s, 1H), 7.3 (m, 2H), 7.5 (m, 2H), 7.6 (m, 2H), 8.0 (m, 2H).

Example 209

(2-Chloro-pyrimidin-4-yl)-thiophen-2-ylmethyl-amine and (4-chloro-pyrimidin-2-yl)-thiophen-2-ylmethyl-amine were obtained from 2,4-dichloropyrimidine (7.5 g, 50.34 mmol) and thiophen-2-yl-methylamine (6.25 g, 55.22 mmol) by following general procedure P, method P1. Purification was carried out by silica gel chromatography (DCM/ethyl acetate, 9:1 then 3:1) to afford (2-chloro-pyrimidin-4-yl)-thiophen-2-ylmethyl-amine (6.58 g). LCMS *m/z*: 227 (M+1)⁺; and (4-Chloro-pyrimidin-2-yl)-thiophen-2-ylmethyl-amine (1.55 g). LCMS *m/z*: 227 (M+1)⁺.

[4-(4-isopropyl-phenyl)-pyrimidin-2-yl]-thiophen-2-ylmethyl-amine (1.02 g, 99% yield) was obtained by following general procedure Q, method Q1, using (4-chloro-pyrimidin-2-yl)-thiophen-2-ylmethyl-amine (750 mg, 3.32 mmol), 4-isopropylphenylboronic acid (817 mg, 4.98 mmol), tetrakis(triphenylphosphino)palladium (288 mg, 0.25 mmol), and aq. 2N sodium carbonate (6.64 mmol, 3.32 mL). Purification was carried out by silica gel chromatography eluting with DCM/ethyl acetate (9:1 then 4:1). LCMS *m/z*: 311 (M+1)⁺.

To a solution of [4-(4-isopropyl-phenyl)-pyrimidin-2-yl]-thiophen-2-ylmethyl-amine (50 mg, 0.16 mmol) in DCM (2 mL) was added triethylamine (33 μ L, 0.24 mmol) and 4-(ethoxycarbonyl)phenyl isocyanate (34 mg, 0.18 mmol). The resulting reaction mixture was heated in a CEM Exploer PLS™ microwave at 100°C for 30 min. After cooling to room temperature the solvent was evaporated. Purification was carried out by silica gel chromatography eluting with hexanes/ethyl acetate 9:1 to give 11 mg of 4-{3-[4-(4-isopropyl-phenyl)-pyrimidin-2-yl]-3-thiophen-2-ylmethyl-ureido}-benzoic acid ethyl ester. LCMS *m/z*: 502 (M+1)⁺.

This product was hydrolyzed according to general procedure T to provide 4-{3-[4-(4-isopropyl-phenyl)-pyrimidin-2-yl]-3-thiophen-2-ylmethyl-ureido}-benzoic acid. The acid was then converted to its corresponding HCl salt following general procedure G2 to give 4-{3-[4-(4-isopropyl-phenyl)-pyrimidin-2-yl]-3-thiophen-2-ylmethyl-ureido}-benzoic acid hydrochloride (10 mg). LCMS *m/z*: 474 (M+1)⁺.

35

Example 210

To a solution of [4-(4-isopropyl-phenyl)-pyrimidin-2-yl]-thiophen-2-ylmethyl-amine (50 mg, 0.16 mmol) in DCM (2 mL) was added triethylamine (33 μ L, 0.24 mmol) and methyl 2-isocyanatobenzoate (32 mg, 0.18 mmol). The resulting reaction mixture was heated in a CEM Exploer PLS™ microwave at 100°C for 30 min. After cooling to room temperature the solvent was evaporated. Purification was carried out by silica gel chromatography eluting with hexanes/ethyl acetate 9:1 to give 2 mg of 2-{3-[4-(4-isopropyl-phenyl)-pyrimidin-2-yl]-3-thiophen-2-ylmethyl-ureido}-benzoic acid methyl ester. LCMS *m/z*: 488 (M+1)⁺.

This product was hydrolyzed according to general procedure T to provide 2-{3-[4-(4-isopropyl-phenyl)-pyrimidin-2-yl]-3-thiophen-2-ylmethyl-ureido}-benzoic acid. The acid was then converted to its corresponding HCl salt following general procedure G2 to give 2-{3-[4-(4-isopropyl-phenyl)-pyrimidin-2-yl]-3-thiophen-2-ylmethyl-ureido}-benzoic acid hydrochloride (1.4 mg). LCMS *m/z*: 474 (M+1)⁺.

Example 211

[4-(4-Isopropyl-phenyl)-thiazol-2-yl]-thiophen-2-ylmethyl-amine (50 mg, 0.16 mmol), 4-(chlorosulfonyl)benzoic acid (53 mg, 0.24 mmol), triethylamine (45 μ L, 0.32 mmol), and DMAP (2 mg, 0.016 mmol) were combined in DCM (2 mL). The resulting reaction mixture was heated in a CEM Exploer PLS™ microwave at 100 °C for 30 min. After cooling to room temperature, saturated NaHCO₃ (aq) solution (5 mL) was added. The mixture was extracted with DCM (2 x 4 mL). The combined organic layer was dried over Na₂SO₄ and concentrated. Purification of the crude product was carried out using silica gel chromatography eluting with DCM/MeOH 9:1, yielding 4-[[4-(4-isopropyl-phenyl)thiazol-2-yl]-thiophen-2-ylmethyl-sulfamoyl]-benzoic acid. LCMS *m/z*: 500 (M+1)⁺.

Example 212

3-Amino-benzoic acid methyl ester (455 mg, 3.0 mmol), thiophene carboxaldehyde (290 μ L, 3.15 mmol) and sodium triacetoxyborohydride (765 mg, 3.6 mmol) were combined according to general procedure D. 189 mg of the crude 3-[(thiophen-2-ylmethyl)-amino]-benzoic acid methyl ester (0.75 mmol) was treated with 1 eq. Fmoc-NCS to afford 206 mg 3-(1-thiophen-2-ylmethyl-thioureido)-benzoic acid methyl ester after purification.

Condensation of the 1-alkyl-1-aryl thiourea (100 mg, 0.32 mmol) with 2-bromo-1-(4-isopropyl-phenyl)-ethanone (80 mg, 0.32 mmol) according to general procedure B afforded 51 mg 3-[[4-(4-isopropyl-phenyl)-thiazol-2-yl]-thiophen-2-ylmethyl-amino]-benzoic acid methyl ester after purification.

The ester was hydrolyzed following general procedure T to provide 3-[[4-(4-isopropyl-phenyl)-thiazol-2-yl]-thiophen-2-ylmethyl-amino]-benzoic acid (18 mg) after column chromatography (25% EtOAc in hexanes).

Using general procedure U, 0.1 mg of 3-[[4-(4-isopropyl-phenyl)-thiazol-2-yl]-thiophen-2-ylmethyl-amino]-benzoic acid sodium salt was prepared from 3.0 mg of the corresponding acid. LCMS *m/z*: 436 (M+1)⁺.

Example 213

5 4-(4-Isopropyl-phenyl)-thiazole-2-carboxylic acid (50 mg) was prepared following general procedure T using the corresponding ethyl ester (170 mg, prepared in example 145).

4-(4-Isopropyl-phenyl)-thiazole-2-carbonyl chloride was prepared by refluxing a mixture of 4-(4-Isopropyl-phenyl)-thiazole-2-carboxylic acid (50 mg) and oxalyl chloride (300 μ l) in chloroform (5 mL). After 3 h, the volatiles were evaporated and the residue was dried
10 under high vacuum to provide the acid chloride (50 mg).

4-(4-Isopropyl-phenyl)-thiazole-2-carbonyl chloride (50 mg), 3-Cyclopentylamino-propionic acid tert-butyl ester (60mg), TEA (200 μ l), and DMAP (20 mg) in THF were combined at room temperature. After 4 h, the reaction mixture was partitioned between EtOAc and water (50 ml, 4:1), the EtOAc layer was washed with brine, dried (MgSO₄),
15 filtered, and concentrated. The residue was purified on silica gel column (EtOAc/hexane 5:95) to afford the ester (50 mg), which was hydrolyzed to the acid following procedure G1 to provide 3-{cyclopentyl-[4-(4-isopropyl-phenyl)-thiazole-2-carbonyl]-amino}-propionic acid. LCMS *m/z*: 388 (M+1)⁺.

Example 214

20 1-Thiocarbamoyl-piperdine-3-carboxylic acid ethyl ester (400 mg) was prepared following general procedure D using piperdine-3-carboxylic acid ethyl ester (315 mg, 2.0 mmol), and Fmoc-isothiocyanate (562 mg, 2.0 mmol). Purification: (Silica gel, ethyl acetate/hexane 1:1). LCMS *m/z* 217.0 (M+1)⁺

A mixture of the above 1-thiocarbamoyl-piperdine-3-carboxylic acid ethyl ester (200
25 mg, 0.925 mmol) and 2-bromo-4'-isopropylacetophenone (220 mg, 0.925 mmol) in ethanol (5 ml) was heated at 60°C for 2h. The reaction was concentrated and partitioned between Et₂O and sodium bicarbonate (1:1). The organic phase was dried (MgSO₄), filtered and concentrated under high vacuum. The crude residue was purified (Silica gel, ethyl acetate/hexane 5:95) afford ester (100 mg), which was hydrolyzed according to the general
30 procedure T to give 1-[4-(4-Isopropyl-phenyl)-thiazol-2-yl]-piperidine-3-carboxylic acid (90 mg). LCMS *m/z*: 332 (M+1)⁺.

Example 215

4-Thioureido-cyclohexanecarboxylic acid methyl ester (150 mg) compound was prepared following general procedure D using 4-Amino-cyclohexanecarboxylic acid methyl
35 ester (500 mg, 11.0 mmol), and Fmoc-isothiocyanate (730 mg). Purification: (Silica gel, ethyl acetate/hexane 1:1). LCMS *m/z*: 217.0 (M+1)⁺.

A mixture of the above 4-isopropyl-phenyl-cyclohexanecarboxylic acid methyl ester (150 mg, 0.7 mmol) and 2-bromo-4'-isopropylacetophenone (100 mg, 0.4 mmol) in methanol (5 mL) was heated at 60°C for 2h. The reaction was concentrated and partitioned between Et₂O and sodium bicarbonate (1:1). The organic phase was dried (MgSO₄), filtered and concentrated under high vacuum. The crude residue was purified (Silica gel, ethyl acetate/hexane 5:95) to afford the ester (120 mg), which was hydrolyzed according to the general procedure T to give 4-[4-(4-isopropyl-phenyl)-thiazol-2-ylamino]-cyclohexanecarboxylic acid (110 mg). LCMS *m/z*: 345 (M+1)⁺.

Example 216

(S)-3-(3-Chloro-phenyl)-2-thioureido-propionic acid was prepared following general procedure D using (S)-2-amino-3-(3-chloro-phenyl)-propionic acid (399 mg, 2 mmol), Fmoc isothiocyanate (590 mg, 2 mmol) and DMF (6 mL). The residue was combined with DCM (8 mL) and diethyl amine (2 mL). LCMS *m/z*: 259 (M+1)⁺.

(S)-3-(3-Chloro-phenyl)-2-[4-(4-isopropyl-phenyl)-thiazol-2-ylamino]-propionic acid was prepared following general procedure B using 2-bromo-1-(4-isopropyl-phenyl)-ethanone (2 mmol), (S)-3-(3-chloro-phenyl)-2-thioureido-propionic acid and MeOH (10 mL). Purification by flash chromatography (ethyl acetate/hexanes 1:2, 1:1, with 0.5% v/v acetic acid) gave the product (545 mg). LCMS *m/z*: 401 (M+1)⁺; ¹H-NMR (400 MHz, CDCl₃): 7.39-7.45(m, 3H), 7.18-7.25(m, 5H), 6.37(s, 1H), 4.15(t, 1H), 3.38(dd, 1H), 3.26(dd, 1H), 2.92(sept, 1H), 1.27(d, 6H).

Example 217

2,6-Dichloro-benzothiazole (160 mg, 0.784 mmol), 3-cyclopentylamino-propionic acid tert-butyl ester (349 mg, 1.638 mmol), Pd₂(dba)₃ (55.0 mg, 0.06 mmol), 9,9-dimethyl-4,5-bis(diphenylphosphino)xanthene (71.1 mg, 0.123 mmol) and Cs₂CO₃ (670 mg, 2.055 mmol) were combined in dioxane (6 mL). The reaction mixture was heated to 85°C (oil bath temperature) for 15 h. The reaction was cooled to room temperature and NH₄Cl (aq) was added. The product was extracted with EtOAc (4X15 mL), dried over MgSO₄, filtered and concentrated. The residue was purified by silica gel chromatography (2% EtOAc-hexane) to furnish 66 mg of the product. The ester (66 mg) was charged with 4M HCl in dioxane (3 mL) and the reaction was stirred overnight at room temperature as indicated in general procedure G1 to afford the HCl salt of 3-[(6-Chloro-benzothiazol-2-yl)-cyclopentyl-amino]-propionic acid (66 mg). LCMS *m/z*: 326.

Example 218

5-{Cyclopentyl-[4-(4-isopropyl-phenyl)-thiazol-2-yl]-amino}-pentanoic acid (6.0 mg) was prepared following general method S2 using cyclopentyl-[4-(4-isopropyl-phenyl)-thiazol-2-yl]-amine (75mg, 0.27 mmol)(prepared in example 106), 5-bromopentanoic acid methyl ester (150 mg, 0.76 mmol) and NaH (40 mg, 60% in oil, 1.0 mmol). Purification (Silica gel,

ethyl acetate/hexane 5:95) provided the ester, which was hydrolyzed following general procedure T. LCMS *m/z*: 387

Some of the compounds were prepared in multiple salt forms. For example, Examples 35, 41, 54, 62, 88, and 100 (all sodium salts) were also prepared as the corresponding HCl salt using general procedure G1 or G2. Example 37 appears as the HCl salt, however, the sodium salt was also prepared using general procedure J.

Biological Assay

The following methods are illustrative of the technique employed to measure the ability of the compounds of Formula (I) to functionally modulate the binding of AgRP to melanocortin receptors. The following example illustrates, in particular, the technique employed to measure the ability of compounds of Formula (I) to functionally modulate the binding of AgRP to MC-4R in the presence of a MC-4R agonist, such as alpha-MSH.

Cell Culture and Maintenance

HEK293 cells stably expressing human MC-4R receptors (See US Pat. No. 5,622,860 and related applications, herein incorporated by reference) were grown in high glucose Dulbecco's Modified Eagle Medium (DMEM) with 4500 mg glucose/L, L-glutamine, NaHCO₃, pyridoxin HCl, 10 mM HEPES (pH 7.4), 0.1 mM NEAA (non-essential amino acid medium) (GIBCO Cat#11140-050), 10% fetal bovine serum and 700 µg/mL G418. Cells were grown in T-225 flasks at 37°C with CO₂ and humidity control.

Test Compound Treatment and cAMP Measurement

On the day of assay, cells were washed twice with phosphate buffered saline without calcium and magnesium (PBS) and incubated with 10 mL PBS until the cells were detached from the flask. The detached cells were centrifuged at 240 g for 5 min. The cell pellet was re-suspended in assay buffer (Earle's balanced salt solution (Sigma E3024) supplemented with 10 mM HEPES, pH 7.4, 1 mM MgCl₂, 0.5 mM IBMX and protease inhibitor cocktail (Roche, 1 complete tablet/75 mL buffer)) containing anti-cAMP antibodies (Perkin Elmer FP cAMPfire kit FPA203002KT).

Activity Assay

The inhibitory or enhancement effect of compounds on AgRP activity was measured in a multi-component assay containing testing compounds, AgRP (human, Pheonix Pharma, cat no. 003-53), cells expressing MC-4R, and αMSH (Bachem, cat no. H-1075). Test compounds, AgRP and αMSH were diluted with assay buffer. Test compounds and AgRP were mixed to 4 times of the final concentration and incubated at room temperature for 30 min. Five µL of testing compound/AgRP solution followed with 10 µL of cells (20,000 cells/well) were added to each well of a 384-well reaction plate and pre-incubated for 15 min

at 37°C before 5 μ L of α MSH was added. Cells were stimulated with α MSH for an additional 30 min at 37°C.

Stimulation of cells was stopped and cells were lysed by adding 20 μ L of detection buffer containing Alexa Fluor 594-cAMP (Perkin Elmer FP cAMPfire kit FPA203002KT) and incubation at room temperature for an hour. The intracellular cAMP concentration was measured using fluorescence polarization. Fluorescence polarization was measured using Envision (Perkin Elmer). Each data point was measured in triplicate and compiled as the mean of the three measurements \pm the error of the mean of the three measurements. The data were fit with non-linear curve fitting algorithm using sigmoid curves in GraphPad Prism.

Compounds of Formula (I) in Table 1 of the present invention inhibit the functional interaction of AgRP on MC-4R. The inhibition was shown by an increase in cAMP production and a reduction in fluorescence polarization in the assay. Such compounds possess an effective concentration for half maximal effect (EC₅₀) in the assay of less than 15 μ M.

Control Assay 1

In a control experiment, the direct effect of the test compounds on cells (referred to as basal activity) was measured in the absence of AgRP and α MSH. Briefly, 10 μ L of testing compounds in assay buffer containing anti-cAMP antibodies and 10 μ L of cells (20,000 cells/well) in the same buffer were added to each well of a 384-well reaction plate and incubated at 37°C for 30 min. The reaction was stopped by adding 20 μ L detection buffer containing Alexa Fluor 594-cAMP. The fluorescence polarization reading was measured using Envision. Each data point was measured in triplicate and presented as the mean of the three measurements \pm the error of the mean of the three measurements. The data were fit with non-linear curve fitting algorithm using sigmoid curves in GraphPad Prism.

Compounds of the present invention showed minimal basal activity at MC-4R in this assay.

Control Assay 2

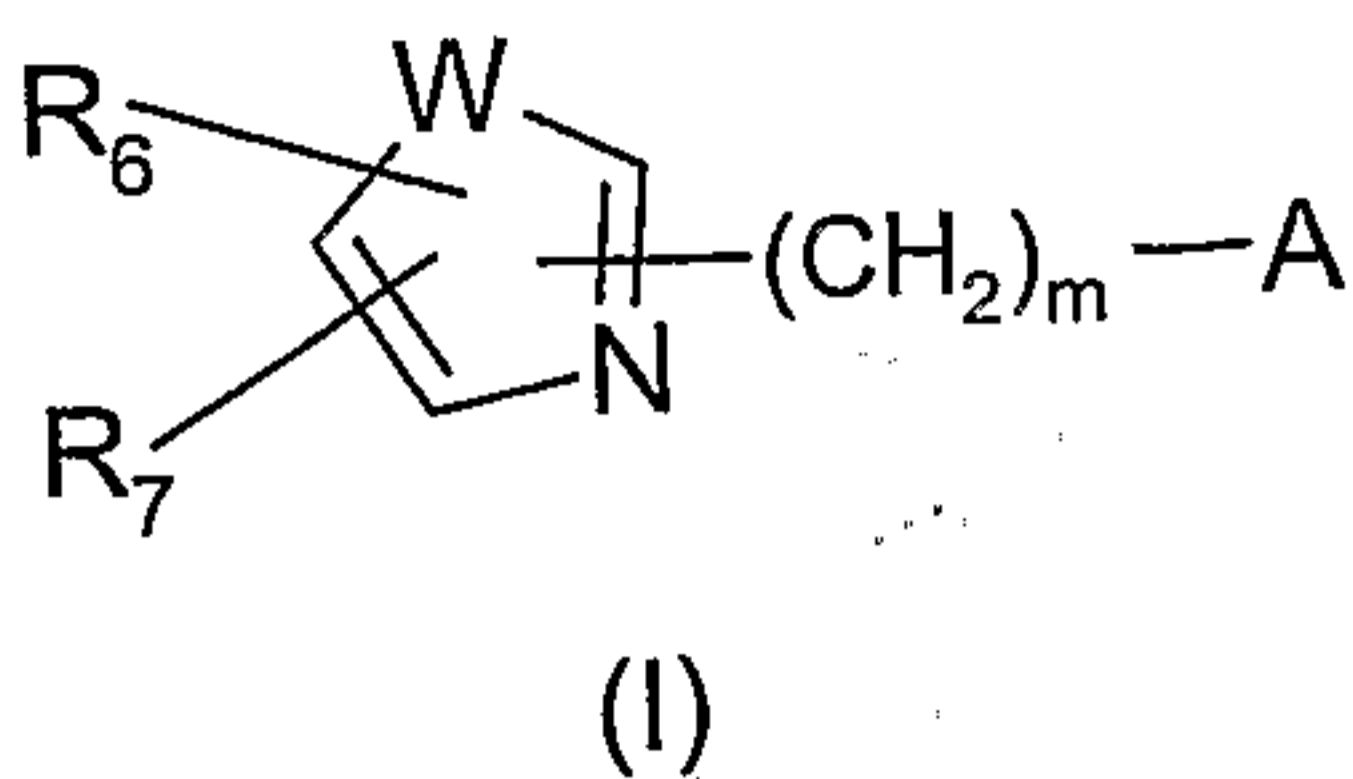
The potentiating effect of test compounds on α MSH activity was also measured. Five μ L of test article solution in assay buffer was mixed with 10 μ L cells (20,000 cells/well) and incubated at 37°C for 15 min before 5 μ L α MSH solution was added. Cells were stimulated with α MSH at 37°C for additional 30 min. The reaction was stopped by adding 20 μ L detection buffer. The fluorescence polarization reading was measured using Envision. Each data point was measured in triplicate and presented as the mean of the three measurements \pm the error of the mean of the three measurements. The data were fit with non-linear curve fitting algorithm using sigmoid curves in GraphPad Prism. Compounds of Formula (I) in Table 1 showed minimal effect on α MSH activity at the MC-4R in this assay.

While the invention has been described and illustrated with reference to certain embodiments thereof, those skilled in the art will appreciate that various changes, modifications and substitutions can be made therein without departing from the spirit and scope of the invention. For example, effective dosages other than the dosages as set forth
5 herein may be applicable as a consequence of variations in the responsiveness of the mammal being treated for melanocortin receptor – mediated disease(s). Likewise, the specific pharmacological responses observed may vary according to and depending on the particular active compound selected or whether there are present pharmaceutical carriers, as well as the type of formulation and mode of administration employed, and such expected
10 variations or differences in the results are contemplated in accordance with the objects and practices of the present invention.

Claims

We Claim:

1. A compound of Formula I,

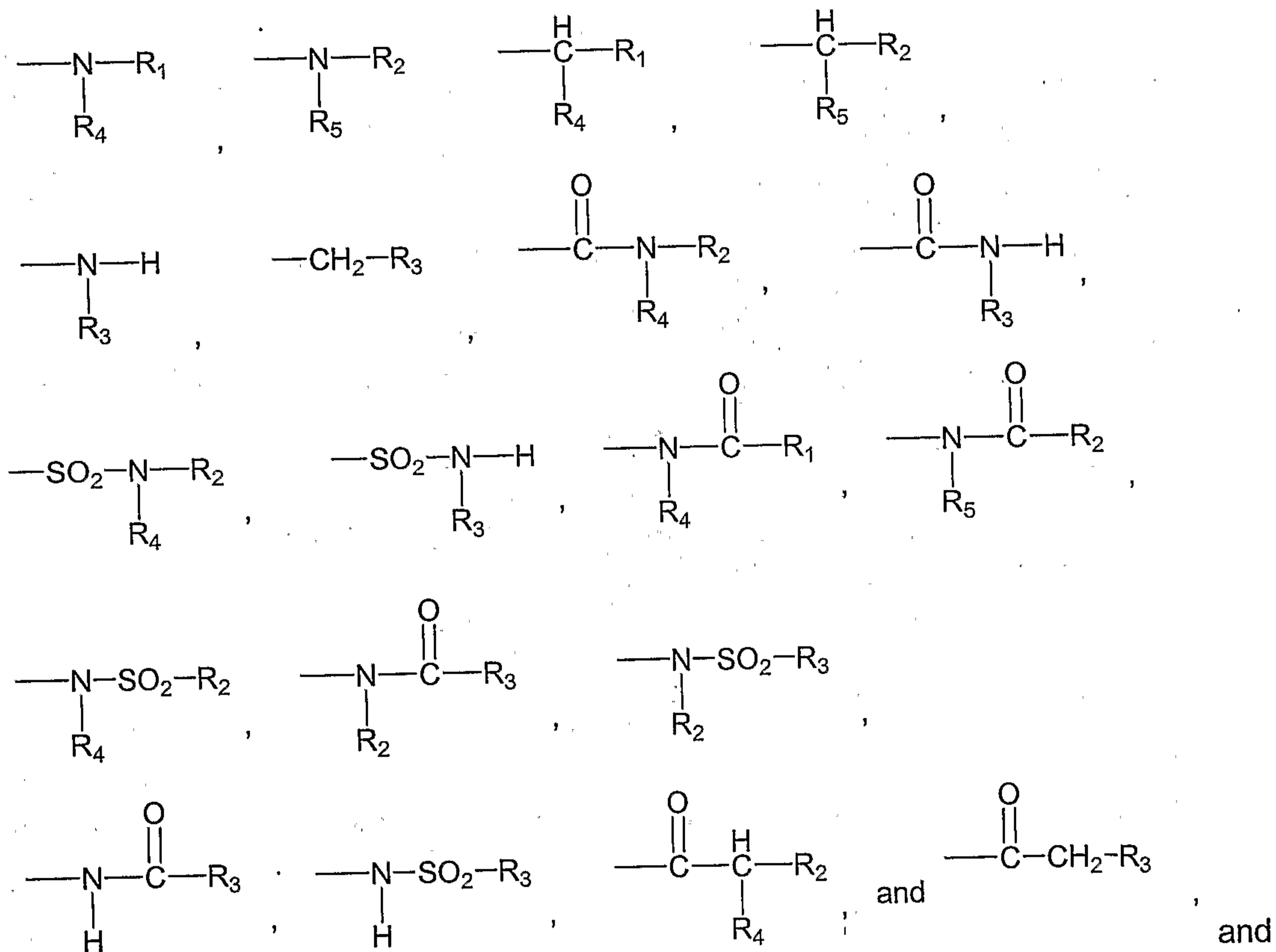


5

wherein

m is 0, 1, or 2;

A is selected from the group consisting of



10

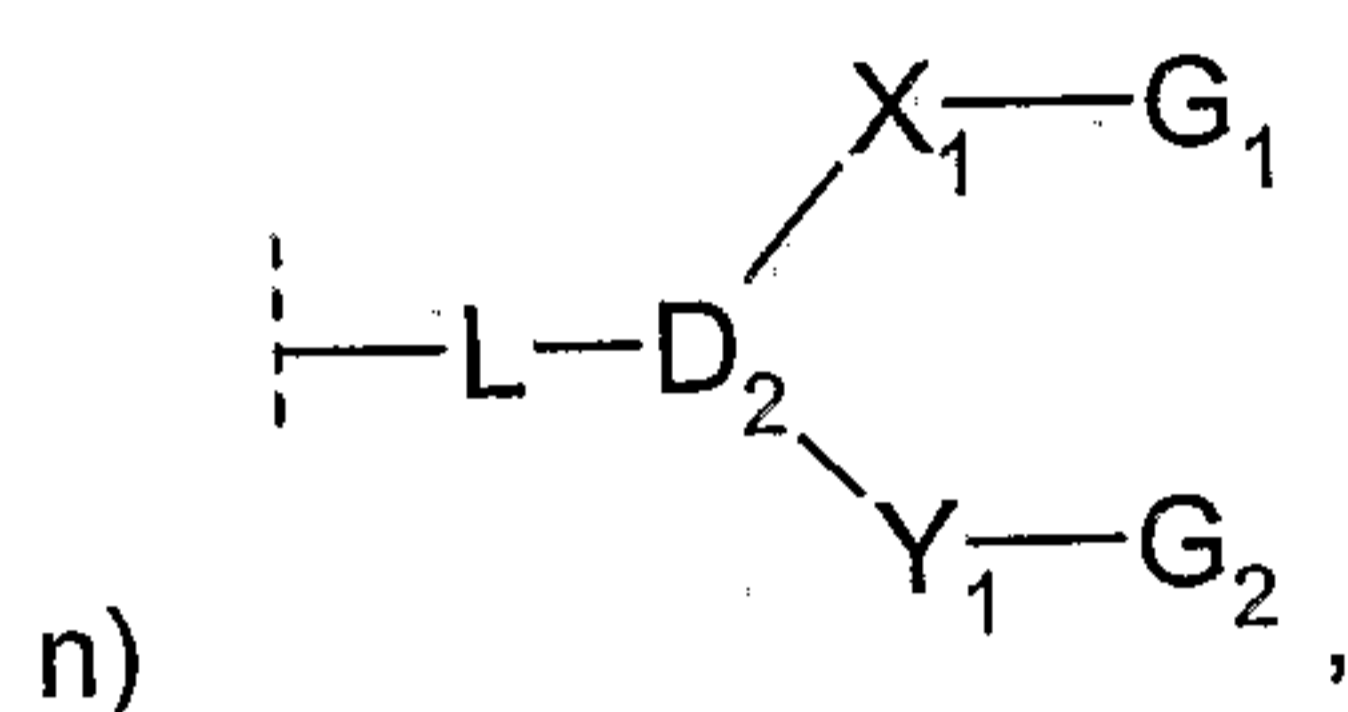
-K;

R₁ is selected from the group consisting of:

- a) -L-D₁-G₁;
- b) -L-D₁-alkyl;

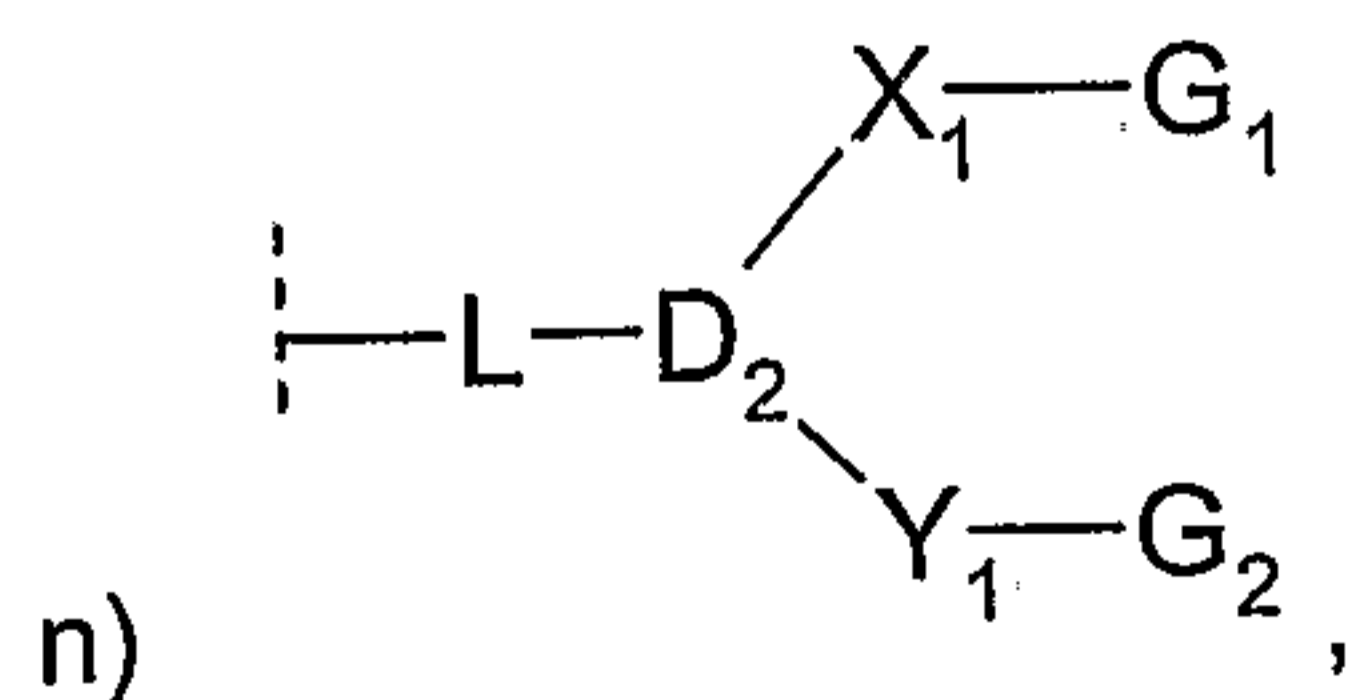
15

- 5
- c) -L-D₁-aryl;
 d) -L-D₁-heteroaryl;
 e) -L-D₁-cycloalkyl;
 f) -L-D₁-heterocyclyl;
 g) -L-D₁-arylene-alkyl;
 h) -L-D₁-alkylene-arylene-alkyl;
 i) -L-D₁-alkylene-aryl;
 j) -L-D₁-alkylene-G₁;
 k) -L-D₁-heteroarylene-G₁;
 10 l) -L-D₁-cycloalkylene-G₁;
 m) -L-D₁-heterocyclylene-G₁; and



R₂ is selected from the group consisting of:

- 15 a) -L-D₁-G₁;
 b) -L-D₁-alkyl;
 c) -L-D₁-aryl;
 d) -L-D₁-heteroaryl;
 e) -L-D₁-cycloalkyl;
 20 f) -L-D₁-heterocyclyl;
 g) -L-D₁-arylene-alkyl;
 h) -L-D₁-alkylene-arylene-alkyl;
 i) -L-D₁-alkylene-aryl;
 j) -L-D₁-alkylene-G₁;
 25 k) -L-D₁-heteroarylene-G₁;
 l) -L-D₁-cycloalkylene-G₁;
 m) -L-D₁-heterocyclylene-G₁;



- 30 o) -L-D₁-arylene-G₁;
 p) -L-D₁-arylene-alkylene-G₁;
 q) -L-D₁-alkylene-arylene-alkylene-G₁; and

r) $-L-D_1$ -alkylene-arylene- G_1 ;

R_3 is selected from the group consisting of:

- 5
- a) -alkyl;
 - b) $-L-D_1$ -H;
 - c) $-L-D_1$ -alkyl;
 - d) $-L-D_1$ -aryl;
 - e) $-L-D_1$ -heteroaryl;
 - f) $-L-D_1$ -alkylene-heteroaryl;
 - 10 g) $-L-D_1$ -cycloalkyl;
 - h) $-L-D_1$ -heterocyclyl;
 - i) $-L-D_1$ -arylene-alkyl;
 - j) $-L-D_1$ -alkylene-arylene-alkyl;
 - k) $-L-D_1$ -alkylene-aryl; and
 - 15 l) $-L-D_1$ -arylene-aryl;

R_4 is selected from the group consisting of:

- 20
- a) -hydrogen;
 - b) -alkyl;
 - c) $-L-D_1$ -H;
 - d) $-L-D_1$ -alkyl;
 - e) $-L-D_1$ -aryl;
 - f) $-L-D_1$ -heteroaryl;
 - 25 g) $-L-D_1$ -alkylene-heteroaryl;
 - h) $-L-D_1$ -cycloalkyl;
 - i) $-L-D_1$ -heterocyclyl;
 - j) $-L-D_1$ -arylene-alkyl;
 - k) $-L-D_1$ -alkylene-arylene-alkyl;
 - l) $-L-D_1$ -alkylene-aryl; and
 - 30 m) $-L-D_1$ -arylene-aryl;

R_5 is -cycloalkyl, -heteroaryl, or -alkylene-heteroaryl;

R_6 and R_7 are independently selected from the group consisting of:

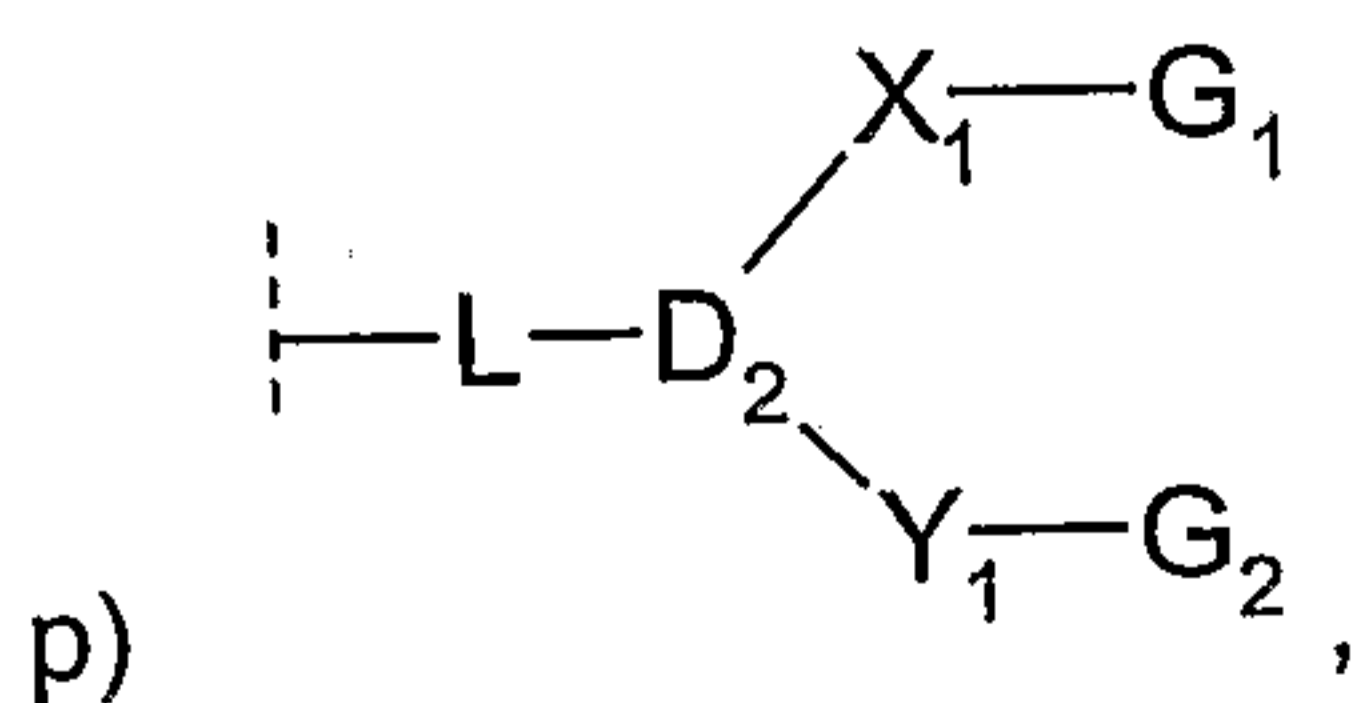
- 35
- a) -hydrogen;
 - b) -halo;
 - c) -alkyl;

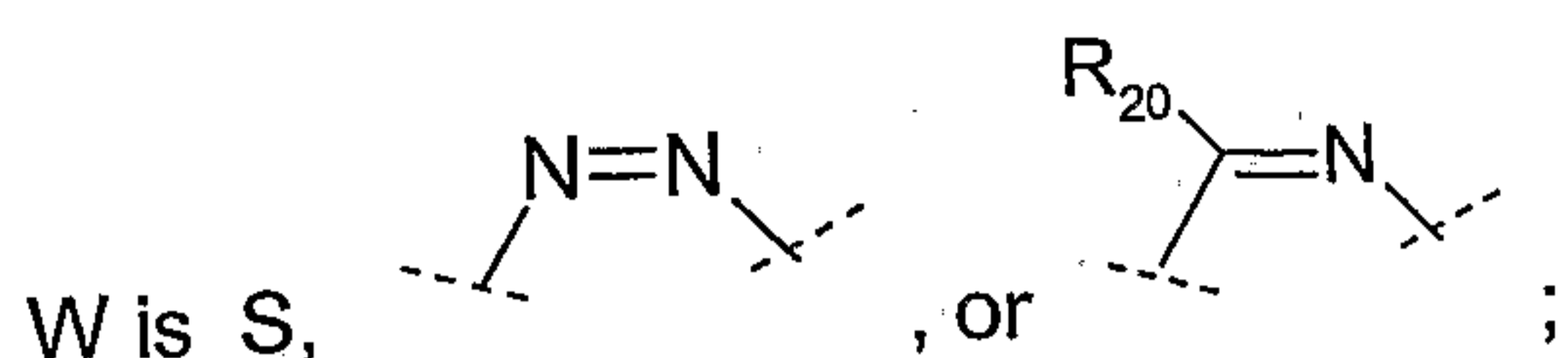
- 5
- d) $-L-D_1-H$;
 e) $-L-D_1-alkyl$;
 f) $-L-D_1-aryl$;
 g) $-L-D_1-heteroaryl$;
 h) $-L-D_1-cycloalkyl$;
 i) $-L-D_1-heterocyclyl$;
 j) $-L-D_1-arylene-alkyl$;
 k) $-L-D_1-alkylene-arylene-alkyl$;
 l) $-L-D_1-alkylene-aryl$;
 10 m) $-L-D_1-arylene-aryl$;
 n) $-L-D_2-(aryl)_2$; and
 o) $-L-D_2-(arylene-alkyl)_2$;

wherein at least one of R_6 and R_7 is not hydrogen; or

15 R_6 and R_7 may be taken together to form part of a fused carbocyclic, fused aromatic, fused heteroaromatic, fused cycloalkylaryl, fused arylcycloalkyl, fused heterocyclylaryl, fused arylheterocyclyl, fused cycloalkylheteroaryl, fused heteroaryl-cycloalkyl, fused heterocyclylheteroaryl, or fused heteroarylheterocyclyl rings, wherein the ring is optionally substituted 1-8 times with the group

- 20 a) -halo;
 b) -nitro;
 c) $-L-D_1-G_1$
 d) $-L-D_1-alkyl$;
 e) $-L-D_1-aryl$;
 f) $-L-D_1-heteroaryl$;
 25 g) $-L-D_1-cycloalkyl$;
 h) $-L-D_1-heterocyclyl$;
 i) $-L-D_1-arylene-alkyl$;
 j) $-L-D_1-alkylene-arylene-alkyl$;
 k) $-L-D_1-alkylene-aryl$;
 30 l) $-L-D_1-alkylene-G_1$;
 m) $-L-D_1-heteroarylene-G_1$;
 n) $-L-D_1-cycloalkylene-G_1$;
 o) $-L-D_1-heterocyclylene-G_1$; and





wherein

R₂₀ is

- 5
- a) -hydrogen;
- b) -halo;
- c) -alkyl;
- d) -L-D₁-H;
- e) -L-D₁-alkyl;
- 10
- f) -L-D₁-aryl;
- g) -L-D₁-heteroaryl;
- h) -L-D₁-cycloalkyl;
- i) -L-D₁-heterocyclyl;
- j) -L-D₁-arylene-alkyl;
- 15
- k) -L-D₁-alkylene-arylene-alkyl;
- l) -L-D₁-alkylene-aryl;
- m) -L-D₁-arylene-aryl;
- n) -L-D₂-(aryl)₂; or
- o) -L-D₂-(arylene-alkyl)₂;

20

K is cycloalkyl, heterocyclyl, aryl, heteroaryl, fused cycloalkylaryl, arylcycloalkyl, fused heterocyclylaryl, fused arylheterocyclyl, fused cycloalkylheteroaryl, fused heteroarylalkyl, fused heterocyclylheteroaryl, or fused heteroarylheterocyclyl, wherein K may be optionally substituted 1-3 times with a group selected from the group consisting of: halo, nitro, and R₂;

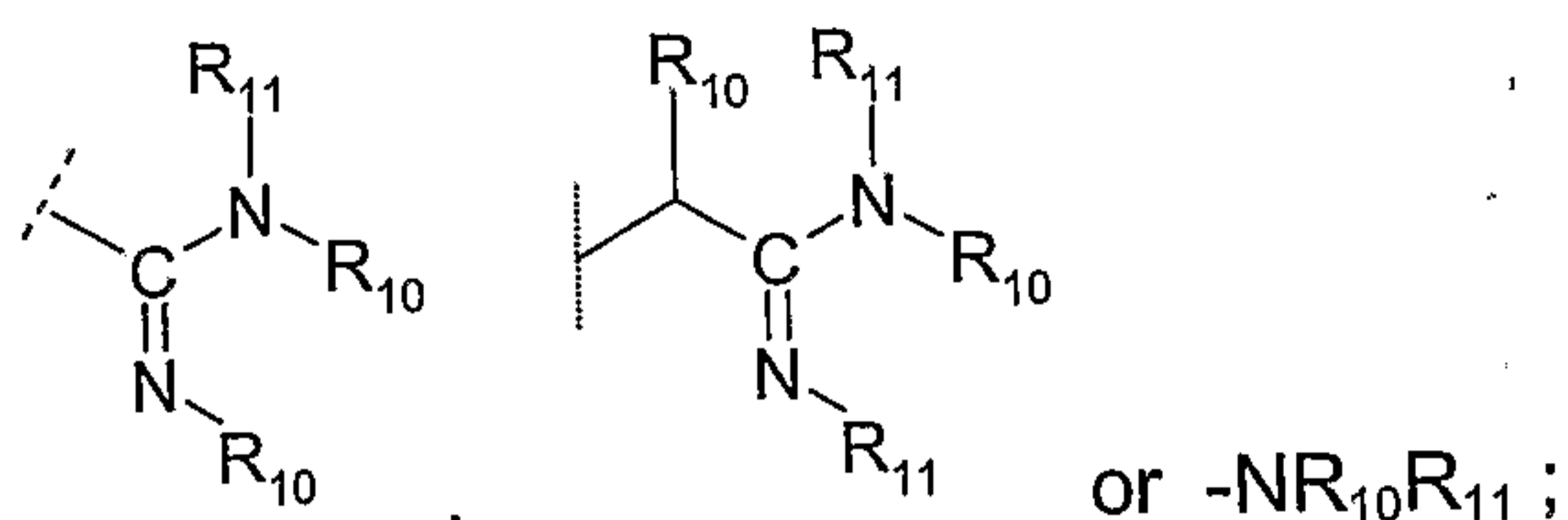
25

25

G₁ is selected from the group consisting of: -CN, -SO₃H, -P(O)(OH)₂, -P(O)(O-alkyl)(OH), -CO₂H, -CO₂-alkyl, -C(O)NHS(O)₂-alkyl, -C(O)NHS(O)₂-aryl, -C(O)NHS(O)₂-heteroaryl, -C(O)NHS(O)₂-alkylene-aryl, -C(O)NHS(O)₂-arylene-alkyl, -C(O)NHS(O)₂-alkylene-heteroaryl, -S(O)₂NHC(O)-alkyl, -S(O)₂NHC(O)-aryl, -S(O)₂NHC(O)-heteroaryl, -S(O)₂NHC(O)-alkylene-aryl, -S(O)₂NHC(O)-alkylene-heteroaryl, -NHC(O)NH-SO₂-alkyl, an acid isostere,

30

30



G_2 is selected from the group consisting of:

- 5
- a) -hydrogen;
- b) -alkylene;
- c) -L-D₁-H;
- d) -L-D₁-alkyl;
- e) -L-D₁-aryl;
- 10
- f) -L-D₁-heteroaryl;
- g) -L-D₁-cycloalkyl;
- h) -L-D₁-heterocyclyl;
- i) -L-D₁-arylene-alkyl;
- j) -L-D₁-alkylene-arylene-alkyl;
- k) -L-D₁-alkylene-aryl; and
- 15
- l) -L-D₁-arylene-aryl;

L is a direct bond, alkylene, alkenylene, alkynylene, or arylene;

20

D_1 is selected from the group consisting of: a direct bond, $-CH_2-$, $-O-$, $-N(R_8)-$, $-C(O)-$, $-CON(R_8)-$, $-CON(R_9)SO_2-$, $-N(R_9)C(O)-$, $-N(R_9)CON(R_8)-$, $-N(R_8)C(O)O-$, $-OC(O)N(R_8)-$, $-N(R_8)SO_2-$, $-SO_2N(R_8)-$, $-C(O)-O-$, $-O-C(O)-$, $-S-$, $-S(O)-$, $-S(O_2)-$, or $-N(R_8)SO_2N(R_9)-$, $-N=N-$, and $-N(R_8)-N(R_9)-$;

25

D_2 is N, alkylyne, or alkenylyne;

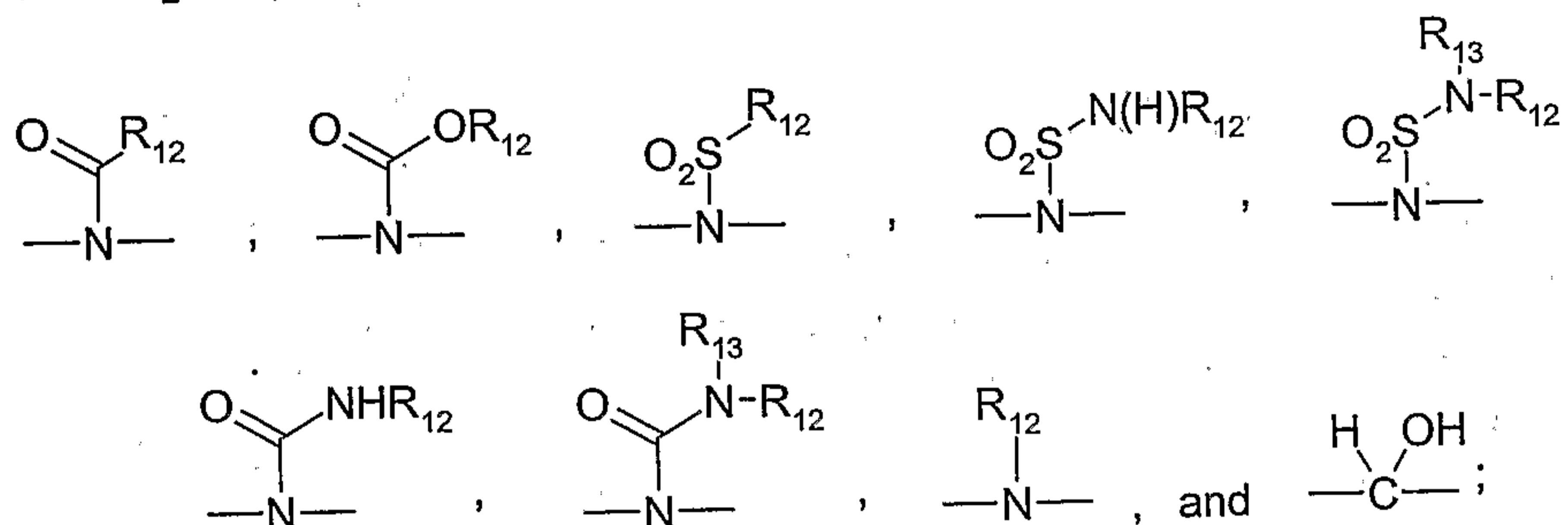
X_1 and Y_1 are independently selected from the group consisting of: a direct bond, alkylene, arylene, heteroarylene, cycloalkylene, heterocyclylene, arylene-alkylene, alkylene-arylene-alkylene, and alkylene-aryl;

30

R_8 and R_9 are independently selected from the group consisting of: -hydrogen, -alkyl, -aryl, -arylene-alkyl, -alkylene-aryl, and -alkylene-arylene-alkyl;

R_{10} and R_{11} are independently selected from the group consisting of: hydrogen, -alkyl, -L- D_1 -alkyl, -L- D_1 -aryl, -C(O)-alkyl, -C(O)-aryl, -SO₂-alkyl, and -SO₂-aryl, or

R_{10} and R_{11} may be taken together to form a ring having the formula $-(CH_2)_m-J-(CH_2)_n-$ bonded to the nitrogen atom to which R_{10} and R_{11} are attached, wherein m and n are 0, 1, 2, or 3, and J is selected from the group consisting of $-CH_2-$, $-O-$, $-S-$, $-S(O_2)-$, $-C(O)-$, $-CON(H)-$, $-NHC(O)-$, $-NHCON(H)-$, $-NHSO_2-$, $-SO_2N(H)-$, $-C(O)-O-$, $-O-C(O)-$, $-NHSO_2NH-$,



R_{12} and R_{13} are independently selected from the group consisting of hydrogen, aryl, alkyl, and alkylene-aryl;

and

wherein the aryl, heteroaryl, heterocyclyl, cycloalkyl, and/or alkyl group(s) in $R_1 - R_{13}$, and R_{20} , G_1 , G_2 , L , X_1 , Y_1 , may be optionally substituted 1-4 times with a substituent group selected from the group consisting of

- a) -hydrogen;
- b) halogen;
- c) hydroxyl;
- d) cyano;
- e) carbamoyl;
- f) -B-alkyl;
- g) -B-perhaloalkyl;
- h) -B-cycloalkyl;
- i) -B-heterocyclyl;
- j) -B-aryl;
- k) -B-heteroaryl;
- l) -B-alkylene-heteroaryl;
- m) -B-alkylene-aryl;
- n) -B-arylene-alkyl;
- o) -B-perhaloalkyl;
- p) -B-cycloalkylene-T- R_{14} ;

- q) -B-alkylene-N-R₁₄R₁₅;
 r) -B-cycloalkylene-alkyl; and
 s) -B-alkylene-cycloalkyl;

wherein

5

B and T are independently selected from the group consisting of: direct bond, alkylene, -CH₂-, -O-, -N(H)-, -S-, SO₂-, -CON(H)-, -NHC(O)-, -NHCON(H)-, -NHSO₂-, -SO₂N(H)-, -C(O)-O-, -NHSO₂NH-, -O-S(O)₂-, and -O-C(O)-;

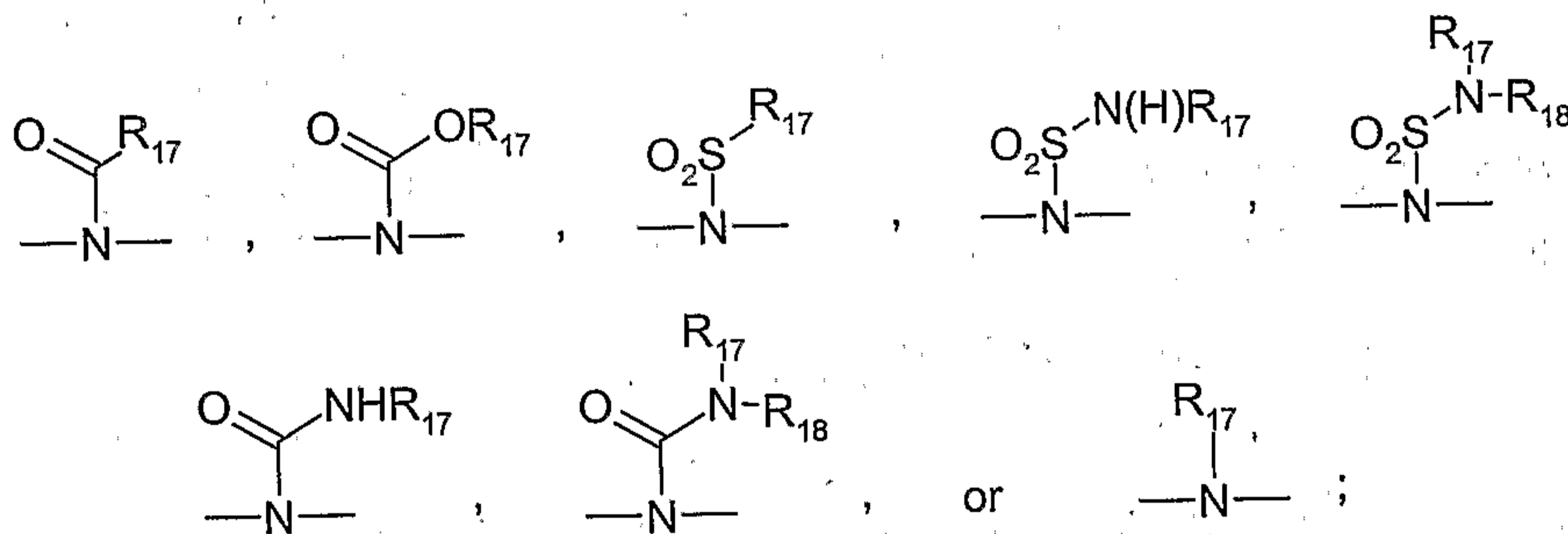
wherein

10

R₁₄ and R₁₅ are independently selected from the group consisting of: hydrogen, heteroaryl, cycloalkyl, heterocyclyl, aryl, alkyl, -alkylene-aryl, -alkylene-heteroaryl, and -alkylene-O-aryl; or

15

R₁₄ and R₁₅ may be taken together to form a ring having the formula - (CH₂)_q-J-(CH₂)_r- bonded to the nitrogen atom to which R₁₄ and R₁₅ are attached wherein q and r are independently equal to 1, 2, 3, or 4; J comprises a direct bond, -CH₂-, -O-, -S-, -S(O₂)-, -C(O)-, -CON(H)-, -NHC(O)-, -NHCON(H)-, -NHSO₂-, -SO₂N(H)-, -C(O)-O-, -O-C(O)-, -NHSO₂NH-,

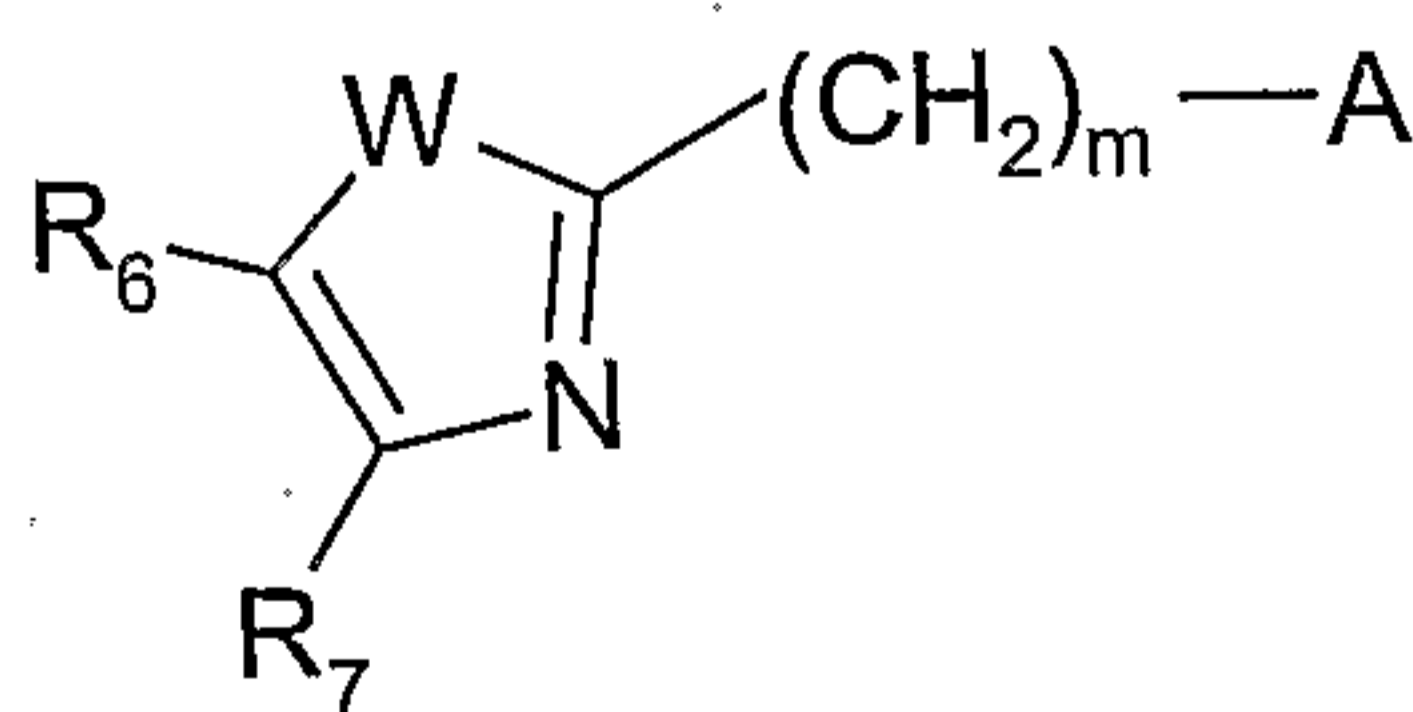


20

R₁₇ and R₁₈ are independently selected from the group consisting of: hydrogen, cycloalkyl, heterocyclyl, aryl, heteroaryl, alkyl, -alkylene-heteroaryl, or -alkylene-aryl;

or a pharmaceutically acceptable salt, prodrug, or solvate thereof.

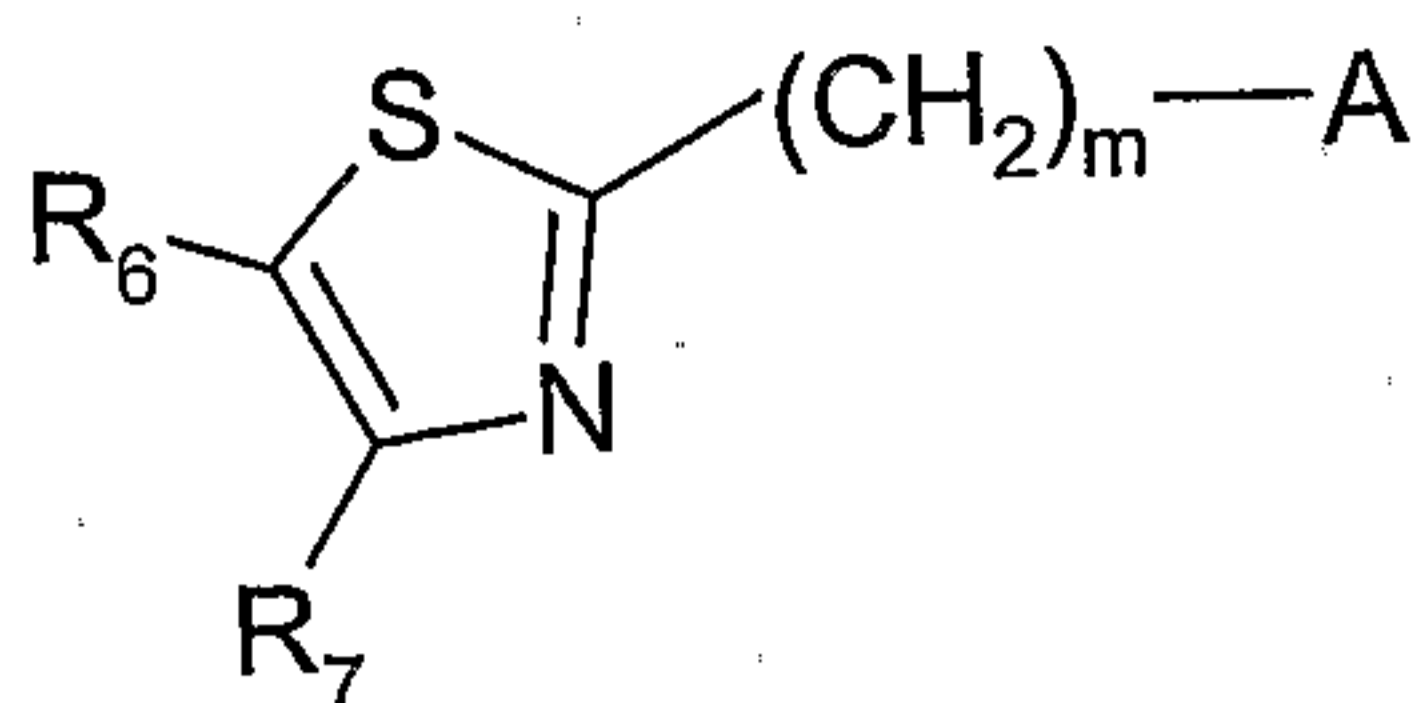
2. The compound of Formula (I) in claim 1, having the formula (Ia)



(Ia).

25

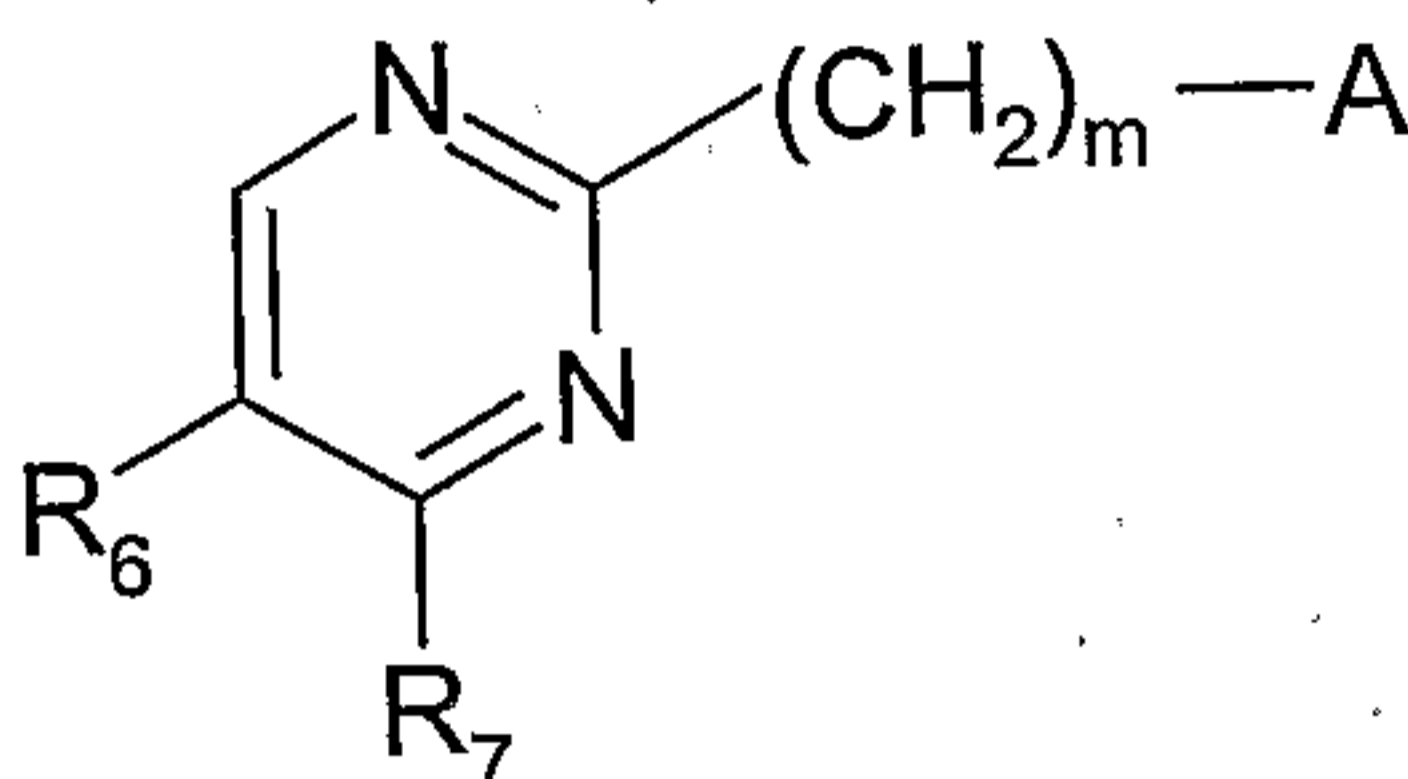
3. The compound of Formula (I) in claim 1, having the formula (Ib)



(Ib).

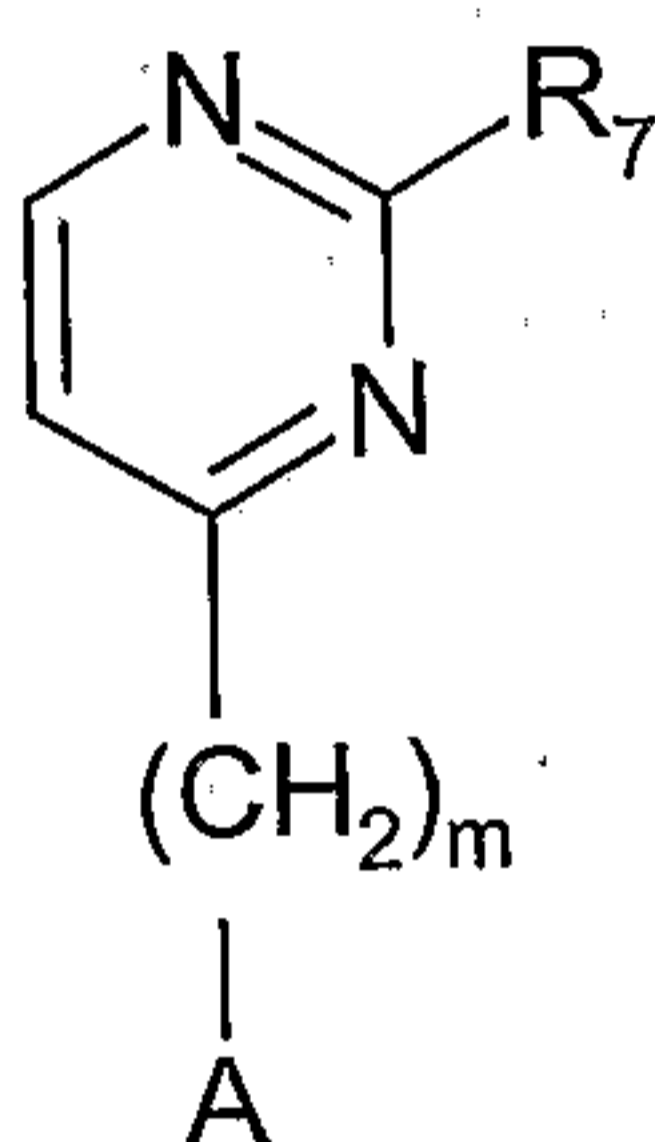
5

4. The compound of Formula (I) in claim 1, having the formula (Ic)



(Ic).

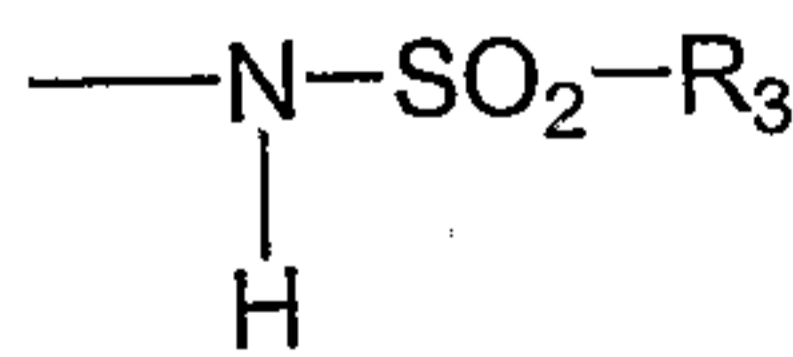
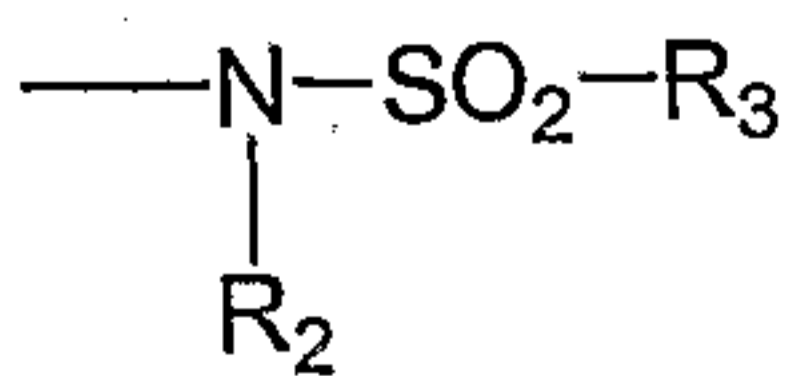
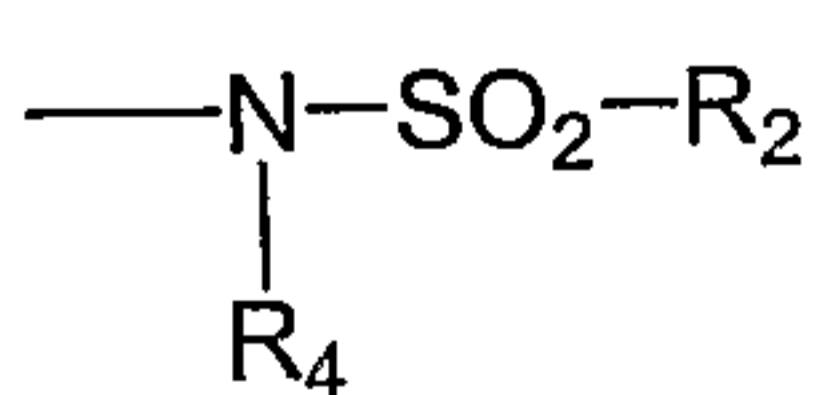
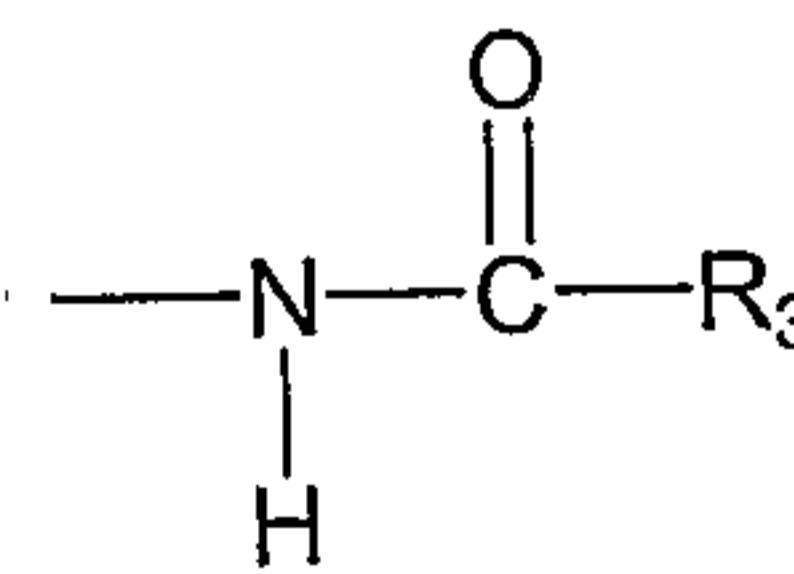
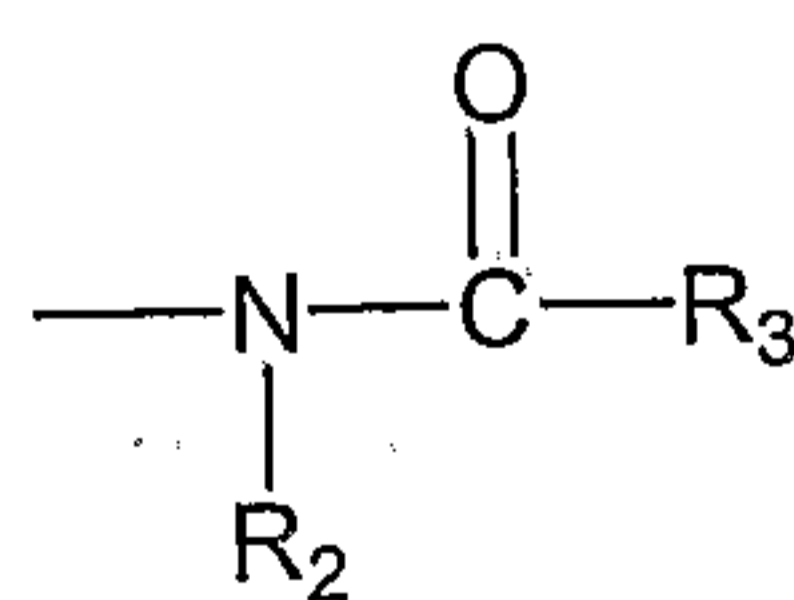
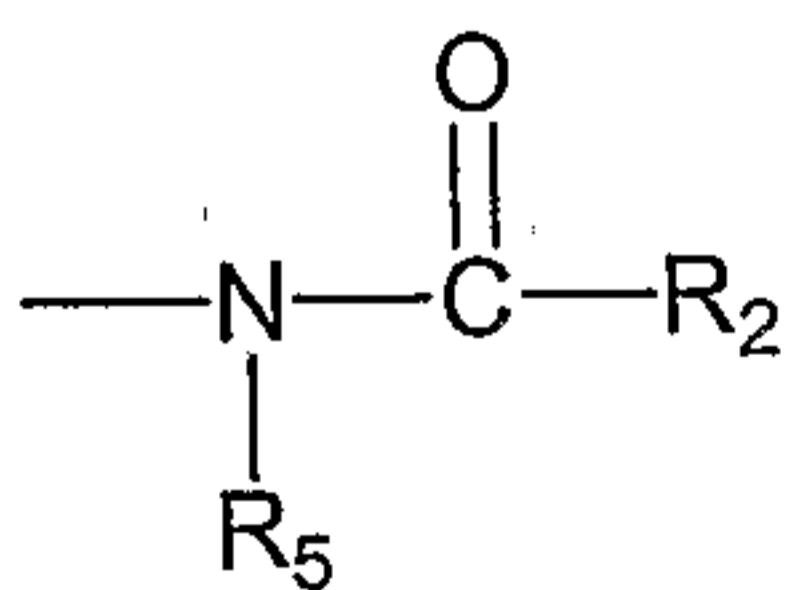
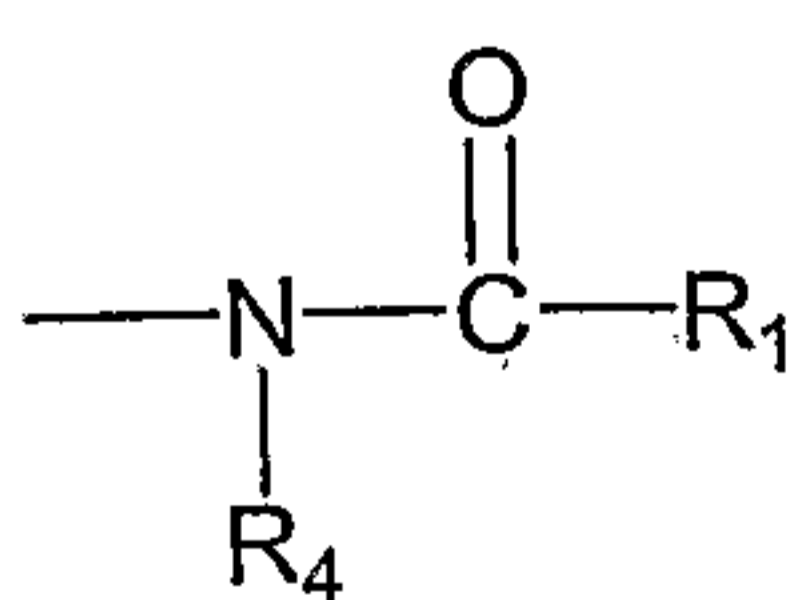
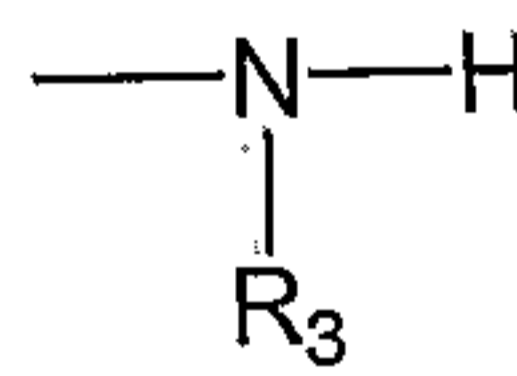
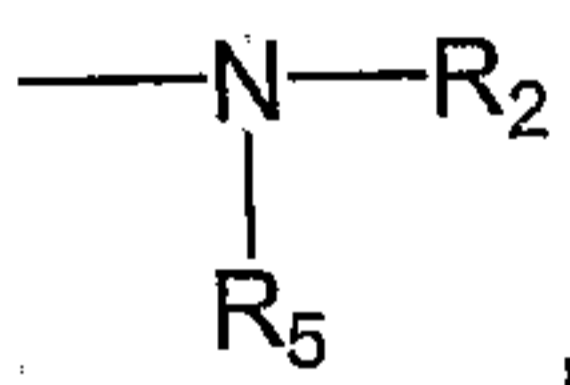
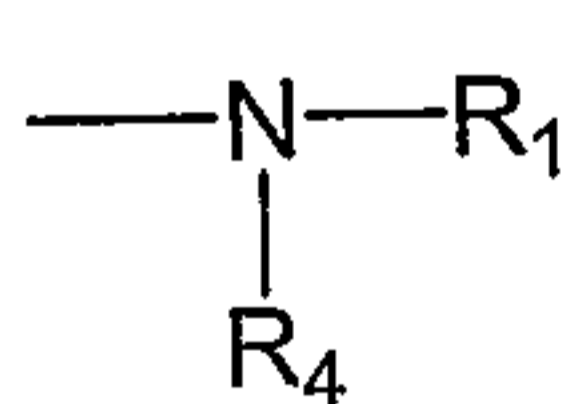
5. The compound of Formula (I) in claim 1, having the formula (Id)



(Id).

10

6. The compound of Formula (I) in claim 1, wherein A is selected from the group consisting of:



15

7. The compound of Formula (I) in claim 1, wherein R_6 is selected from the group consisting of: hydrogen, halo, alkyl, and phenyl.

8. The compound of Formula (I) in claim 1, wherein R_6 is selected from the group consisting of: halo, alkyl, and phenyl.

9. The compound of Formula (I) in claim 1, wherein R_7 is selected from the group consisting of:

- a) $-L-D_1$ -alkyl;
- b) $-L-D_1$ -aryl;
- c) $-L-D_1$ -cycloalkyl;
- d) $-L-D_1$ -heterocyclyl;
- e) $-L-D_1$ -arylene-alkyl;
- f) $-L-D_1$ -alkylene-arylene-alkyl;
- g) $-L-D_1$ -alkylene-aryl;
- h) $-L-D_1$ -arylene-aryl;
- i) $-L-D_2$ -(aryl)₂; and
- j) $-L-D_2$ -(arylene-alkyl)₂;

wherein

L is a direct bond, C_{1-6} alkylene, or phenylene;

D_1 is selected from the group consisting of: a direct bond, $-CH_2-$, $-O-$, $-C(O)-$, $-C(O)-O-$, and $-O-C(O)-$.

10. The compound of Formula (I) in claim 1, wherein R_7 is selected from the group consisting of:

- a) $-L-D_1$ -alkyl;
- b) $-L-D_1$ -aryl;
- c) $-L-D_1$ -cycloalkyl;
- d) $-L-D_1$ -heterocyclyl;
- e) $-L-D_1$ -arylene-alkyl;
- f) $-L-D_1$ -alkylene-arylene-alkyl;
- g) $-L-D_1$ -alkylene-aryl; and
- h) $-L-D_1$ -arylene-aryl;
- i) $-L-D_2$ -(aryl)₂; and
- j) $-L-D_2$ -(arylene-alkyl)₂;

wherein

L is a direct bond, C_{1-6} alkylene, or phenylene;

D_1 is selected from the group consisting of: a direct bond, $-CH_2-$, $-O-$, $-C(O)-$, $-C(O)-O-$, and $-O-C(O)-$.

wherein the aryl, heterocyclyl, cycloalkyl, and/or alkyl group(s) in R_7 and L may be optionally substituted 1-4 times with a substituent group selected from the group consisting of

- 5 a) -H;
 b) halogen;
 c) hydroxyl;
 d) cyano;
 e) -B-alkyl;
 f) -B-perhaloalkyl;
 10 g) -B-cycloalkyl;
 h) -B-heterocyclyl;
 i) -B-aryl;
 j) -B-heteroaryl;
 k) -B-alkylene-heteroaryl;
 15 l) -B-alkylene-aryl;
 m) -B-arylene-alkyl;
 n) -B-perhaloalkyl;
 o) -B-cycloalkylene-T- R_{14} ;
 p) -B-cycloalkylene-alkyl; and
 20 q) -B-alkylene-cycloalkyl;

wherein

B and T are independently selected from the group consisting of: direct bond, alkylene, $-CH_2-$, and $-O-$;

wherein

- 25 R_{14} is selected from the group consisting of: hydrogen, heteroaryl, cycloalkyl, heterocyclyl, aryl, alkyl, -alkylene-aryl, -alkylene-heteroaryl, and -alkylene-O-aryl.

11. The compound of Formula (I) in claim 1, wherein

R_7 is selected from the group consisting of:

- 30 a) -L- D_1 -alkyl;
 b) -L- D_1 -phenyl;
 c) -L- D_1 - C_{5-8} cycloalkyl;
 d) -L- D_1 -tetrahydropyranyl;
 e) -L- D_1 -phenylene-alkyl;
 35 f) -L- D_1 -alkylene-phenylene-alkyl;
 g) -L- D_1 -alkylene-phenyl;

h) -L-D₁-phenylene-phenyl;

i) -L-D₂-(phenyl)₂; and

j) -L-D₂-(phenylene-alkyl)₂;

wherein

5 L is a direct bond, C₁₋₆ alkylene, or phenylene;

D₁ is selected from the group consisting of: a direct bond, -CH₂-, -O-, -C(O)-, -C(O)-O-, and -O-C(O)-.

wherein the aryl, cycloalkyl, and/or alkyl group(s) in R₇ and L may be optionally substituted 1-4 times with a substituent group selected from the group consisting of

10 a) -H;

b) halogen;

c) hydroxyl;

d) cyano;

e) -B-alkyl;

15 f) -B-perhaloalkyl;

g) -B-cycloalkyl;

h) -B-aryl;

wherein

20 B is selected from the group consisting of: direct bond, alkylene, -CH₂-, and -O-.

12. The compound of Formula (I) in claim 1, wherein

R₆ is selected from the group consisting of: hydrogen, halo, alkyl, and phenyl, and

R₇ is selected from the group consisting of: phenyl, benzyloxy-phenyl, 4-biphenyl-3-yl, 4-biphenyl-4-yl, bromo-phenyl, chloro-methyl-phenyl, chloro-phenyl, cyano-phenyl, cyclohexylmethoxy-phenyl, cyclohexyloxy-phenyl, di-p-tolylmethyl, methoxy-phenyl, ethoxy-phenyl, isobutoxy-phenyl, trifluoromethoxy-phenyl, phenethyloxy-phenyl, phenoxy-phenyl, methylphenyl, isobutyl-phenyl, isopropyl-phenyl, tert-butyl-phenyl, trifluoromethyl-phenyl, dichloro-phenyl, difluoro-phenyl, dimethyl-phenyl, difluoro-phenyl, dihydroxy-phenyl, bis-trifluoromethyl-phenyl, di-tert-butyl-hydroxy-phenyl, benzoyl-phenyl, chloro-methyl-phenyl, (3-phenyl-propoxy)-phenyl, (methyl-cyclohexyloxy)-phenyl, (tert-butyl-cyclohexyloxy)-phenyl, and (tetrahydropyran-4-yloxy)-phenyl.

13. The compound of Formula (I) in claim 1, wherein

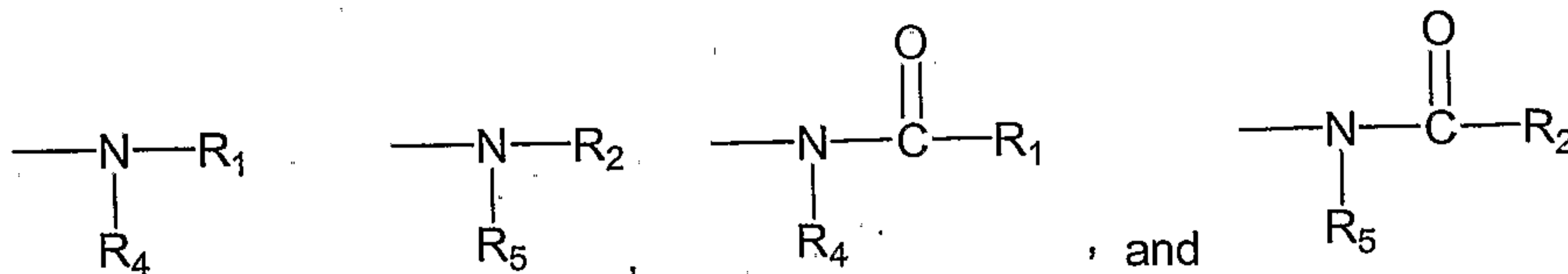
R₆ is selected from the group consisting of: hydrogen, halo, alkyl, and phenyl, and

35 R₇ is selected from the group consisting of: (tert-butyl-phenyl)-phenyl-methyl, bis-(chloro-fluoro-phenyl)-methyl, bis-(fluoro-phenyl)-methyl, bis-(trifluoromethyl-phenyl)-methyl,

naphthalen-1-yl, naphthalen-2-yl, 5,5,8,8-tetramethyl-5,6,7,8-tetrahydro-naphthalen-2-yl, and 4-benzhydryl.

14. The compound of Formula (I) in claim 1, wherein

A is selected from the group consisting of:



5

wherein

R₁ is selected from the group consisting of:

- a) -L-D₁-C₁₋₅-alkylene-G₁; and
- b) -L-D₁-C₃₋₈ cycloalkylene-G₁;

10

R₂ is selected from the group consisting of:

- a) -L-D₁-C₁₋₅-alkylene-G₁;
- b) -L-D₁-C₃₋₈ cycloalkylene-G₁;
- c) -L-D₁-C₁₋₃-alkylene-phenylene-G₁;
- d) -L-D₁-C₁₋₃-alkylene-phenylene-C₁₋₃-alkylene-G₁; and
- e) -L-D₁-phenylene-G₁;

15

R₄ is selected from the group consisting of:

- a) hydrogen;
- b) -L-D₁-phenyl;
- c) -L-D₁-C₁₋₄-alkylene-phenyl;
- d) -L-D₁-C₁₋₄-alkylene-C₃₋₈ cycloalkyl;
- e) -L-D₁-C₃₋₈ cycloalkyl;
- f) -L-D₁-thienyl; and
- g) -L-D₁-C₁₋₄-alkylene-thienyl;

20

25

R₅ is selected from the group consisting of:

- a) -C₃₋₈ cycloalkyl;
- b) -thienyl; and
- c) -C₁₋₄-alkylene-thienyl.

30

15. The compound of Formula (I) in claim 14, wherein

R₁ is selected from the group consisting of:

- a) -(CH₂)_n-G₁; and
- b) -C₅₋₇ cycloalkylene-G₁;

R_2 is selected from the group consisting of:

- a) -phenylene- G_1 ; and
- b) $-(CH_2)_n$ -phenylene- G_1

5

n is 1, 2, 3, or 4; and

G_1 is selected from the group consisting of: $-SO_3H$, $-CO_2H$, $-C(O)NHS(O)_2$ -alkyl, $-C(O)NHS(O)_2$ -phenyl, $-C(O)NHS(O)_2$ -phenylene-alkyl, $-C(O)NHS(O)_2$ -pyridyl, $-NHC(O)NH-SO_2$ -alkyl, and an acid isostere.

10

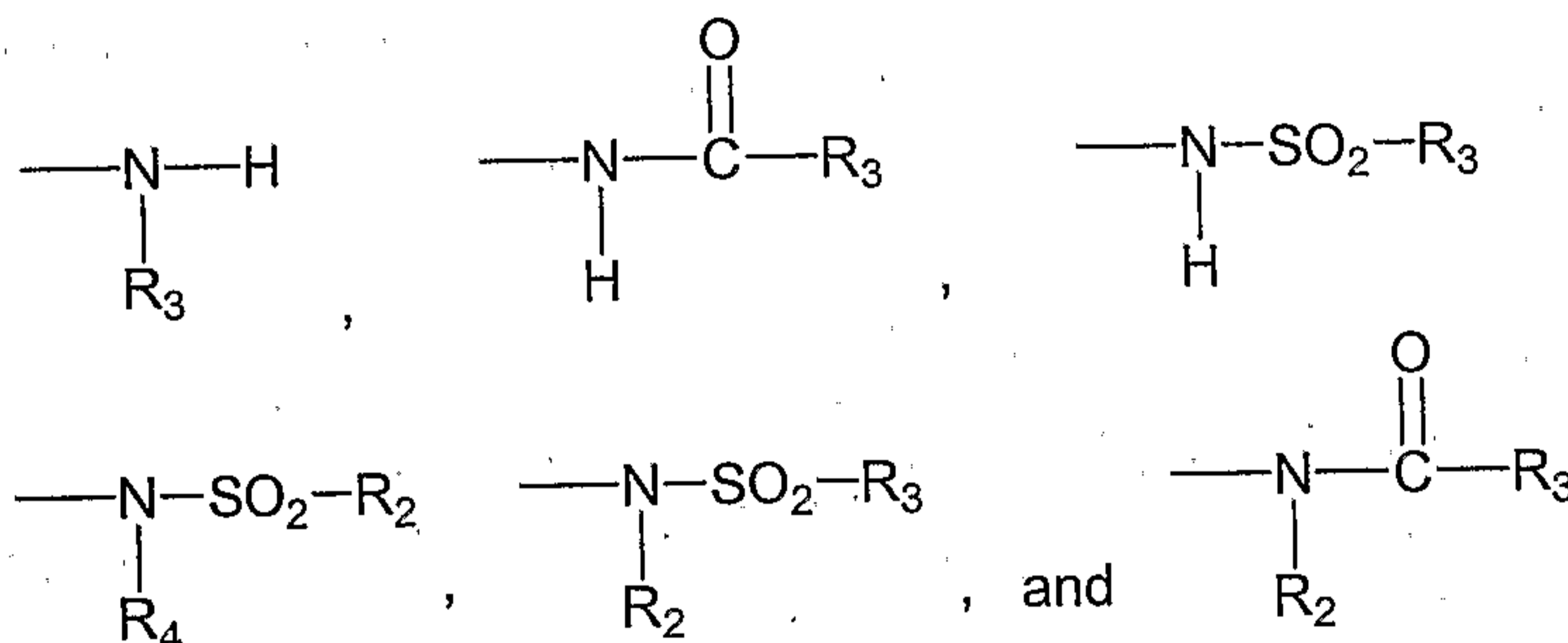
16. The compound of Formula (I) in claim 14, wherein

R_4 is selected from the group consisting of: hydrogen, isopropyl, 3-methyl-butyl, cyclohexylmethyl, cyclopentyl, phenyl, tert-butyl-phenyl, cyano-phenyl, trifluoromethoxy-phenyl, methyl-phenyl, 4-biphenyl, 3-biphenyl, methoxyphenyl, hydroxyphenyl, chlorophenyl, dichlorophenyl, dimethoxy-phenyl, benzyl, methoxybenzyl, trifluoromethoxy-benzyl, thienyl, thien-2-yl-methyl, 3-thien-2-yl-propyl, 2-thien-2-yl-ethyl, furan-2-yl-methyl, cyclobutylmethyl, and cyclohexylmethyl.

15

17. The compound of Formula (I) in claim 1, wherein

A is selected from the group consisting of:



20

wherein

R_2 is selected from the group consisting of:

- a) $-L-D_1-C_{1-5}$ -alkylene- G_1 ;
- b) $-L-D_1-C_{3-8}$ cycloalkylene- G_1 ;
- c) $-L-D_1-C_{1-3}$ -alkylene-phenylene- G_1 ;
- d) $-L-D_1-C_{1-3}$ -alkylene-phenylene- C_{1-3} -alkylene- G_1 ; and
- e) $-L-D_1$ -phenylene- G_1 ;

25

R_3 is selected from the group consisting of:

- a) $-L-D_1$ -phenyl;
- b) $-L-D_1-C_{1-4}$ -alkylene-phenyl;
- c) $-L-D_1-C_{1-4}$ -alkylene- C_{3-8} cycloalkyl;

30

- d) -L-D₁-C₃₋₈ cycloalkyl;
- e) -L-D₁-thienyl; and
- f) -L-D₁-C₁₋₄-alkylene-thienyl;

5 R₄ is selected from the group consisting of:

- a) hydrogen;
- b) -L-D₁-phenyl;
- c) -L-D₁-C₁₋₄-alkylene-phenyl;
- d) -L-D₁-C₁₋₄-alkylene-C₃₋₈ cycloalkyl;
- 10 e) -L-D₁-C₃₋₈ cycloalkyl;
- f) -L-D₁-thienyl; and
- g) -L-D₁-C₁₋₄-alkylene-thienyl.

18. The compound of Formula (I) in claim 17, wherein

R₂ is selected from the group consisting of:

- 15 a) -(CH₂)_n-G₁;
- b) -C₅₋₇ cycloalkylene-G₁;
- c) -phenylene-G₁; and
- d) -(CH₂)_n-phenylene-G₁;

20 n is 1, 2, 3, or 4; and

G₁ is selected from the group consisting of: -SO₃H, -CO₂H, -C(O)NHS(O)₂-alkyl, -C(O)NHS(O)₂-phenyl, -C(O)NHS(O)₂-phenylene-alkyl, -C(O)NHS(O)₂-pyridyl, -NHC(O)NH-SO₂-alkyl, and an acid isostere.

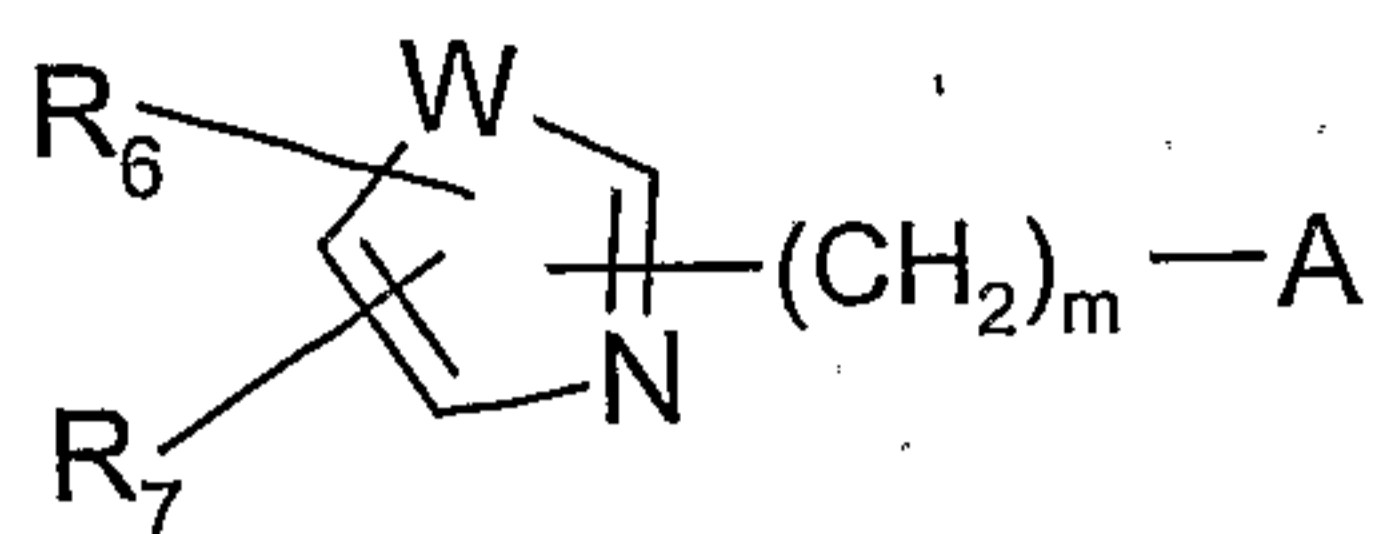
25 19. The compound of Formula (I) in claim 17, wherein

R₃ is selected from the group consisting of: isopropyl, 3-methyl-butyl, cyclohexylmethyl, cyclopentyl, phenyl, tert-butyl-phenyl, cyano-phenyl, trifluoromethoxy-phenyl, methyl-phenyl, 4-biphenyl, 3-biphenyl, methoxyphenyl, hydroxyphenyl, chlorophenyl, dichlorophenyl, dimethoxy-phenyl, benzyl, methoxybenzyl, trifluoromethoxy-benzyl, 30 thienyl, thien-2-yl-methyl, 3-thien-2-yl-propyl, 2-thien-2-yl-ethyl, furan-2-yl-methyl, cyclobutylmethyl, and cyclohexylmethyl; and

R₄ is selected from the group consisting of: hydrogen, isopropyl, 3-methyl-butyl, cyclohexylmethyl, cyclopentyl, phenyl, tert-butyl-phenyl, cyano-phenyl, 35 trifluoromethoxy-phenyl, methyl-phenyl, 4-biphenyl, 3-biphenyl, methoxyphenyl, hydroxyphenyl, chlorophenyl, dichlorophenyl, dimethoxy-phenyl, benzyl,

methoxybenzyl, trifluoromethoxy-benzyl, thienyl, thien-2-yl-methyl, 3-thien-2-yl-propyl, 2-thien-2-yl-ethyl, furan-2-yl-methyl, cyclobutylmethyl, and cyclohexylmethyl.

20. A compound of Formula (I),

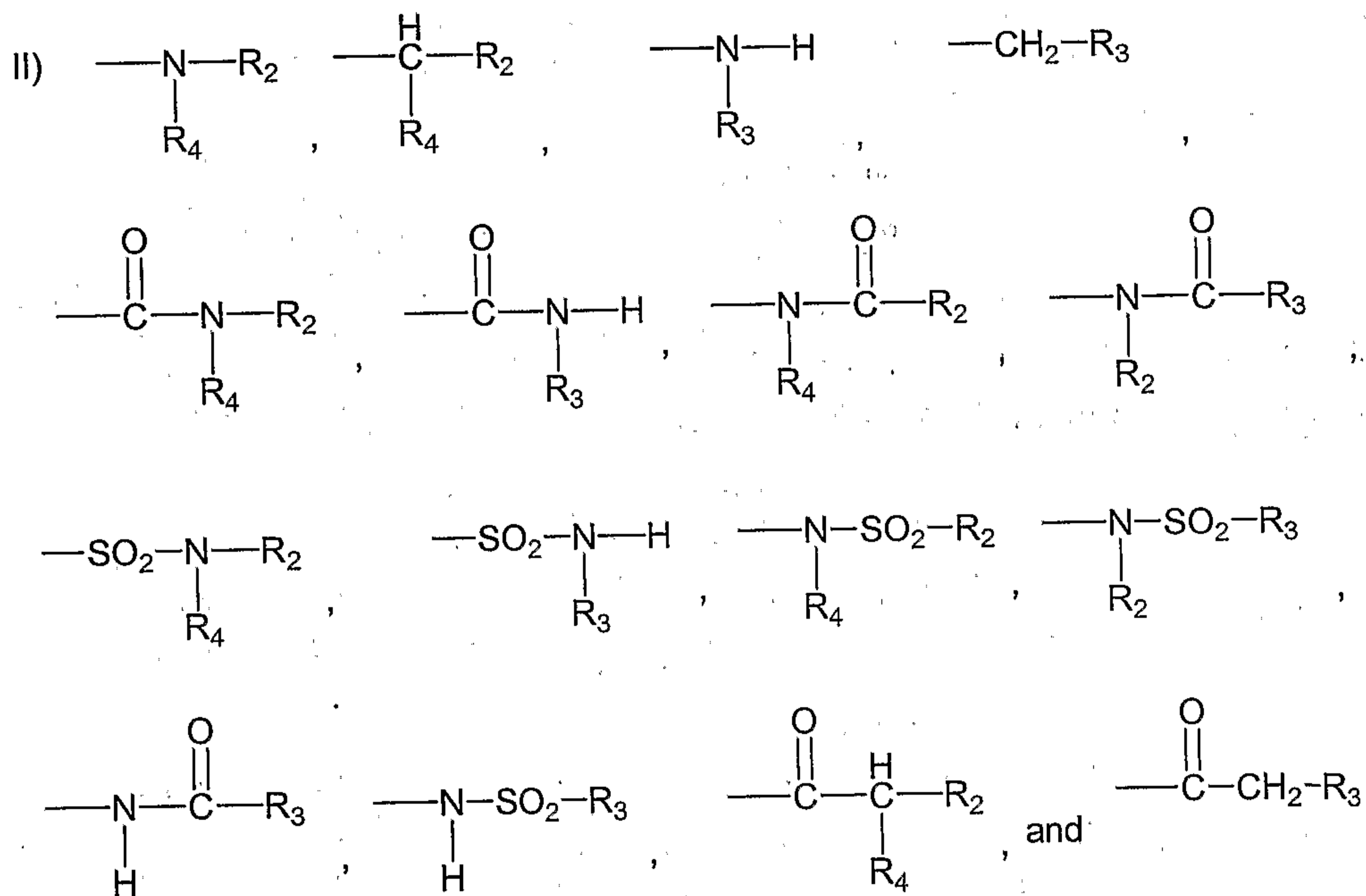


(I)

5 wherein

m is 0, 1, or 2;

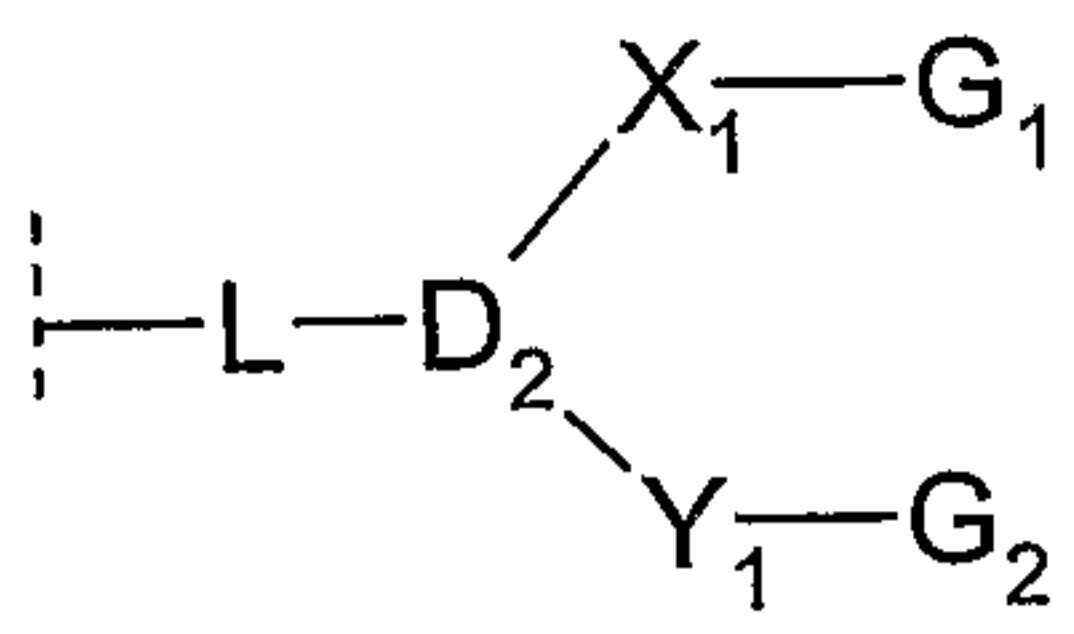
A is selected from the group consisting of



10 R_2 is selected from the group consisting of:

- a) $\text{---L-D}_1\text{---G}_1$;
- b) $\text{---L-D}_1\text{---alkyl}$;
- c) $\text{---L-D}_1\text{---aryl}$;
- d) $\text{---L-D}_1\text{---heteroaryl}$;
- 15 e) $\text{---L-D}_1\text{---cycloalkyl}$;
- f) $\text{---L-D}_1\text{---heterocyclyl}$;
- g) $\text{---L-D}_1\text{---arylene-alkyl}$;
- h) $\text{---L-D}_1\text{---alkylene-arylene-alkyl}$;
- i) $\text{---L-D}_1\text{---alkylene-aryl}$;
- 20 j) $\text{---L-D}_1\text{---alkylene-G}_1$;

- k) -L-D₁-heteroarylene-G₁;
 l) -L-D₁-cycloalkylene-G₁;
 m) -L-D₁-heterocyclylene-G₁;



- n)
 5 o) -L-D₁-arylene-G₁;
 p) -L-D₁-arylene-alkylene-G₁;
 q) -L-D₁-alkylene-arylene-alkylene-G₁; and
 r) -L-D₁-alkylene-arylene-G₁;

10 R₃ is selected from the group consisting of:

- a) -alkyl;
 b) -L-D₁-H;
 c) -L-D₁-alkyl;
 d) -L-D₁-aryl;
 15 e) -L-D₁-heteroaryl;
 f) -L-D₁-alkylene-heteroaryl;
 g) -L-D₁-cycloalkyl;
 h) -L-D₁-heterocyclyl;
 i) -L-D₁-arylene-alkyl;
 20 j) -L-D₁-alkylene-arylene-alkyl;
 k) -L-D₁-alkylene-aryl; and
 l) -L-D₁-arylene-aryl;

R₄ is selected from the group consisting of:

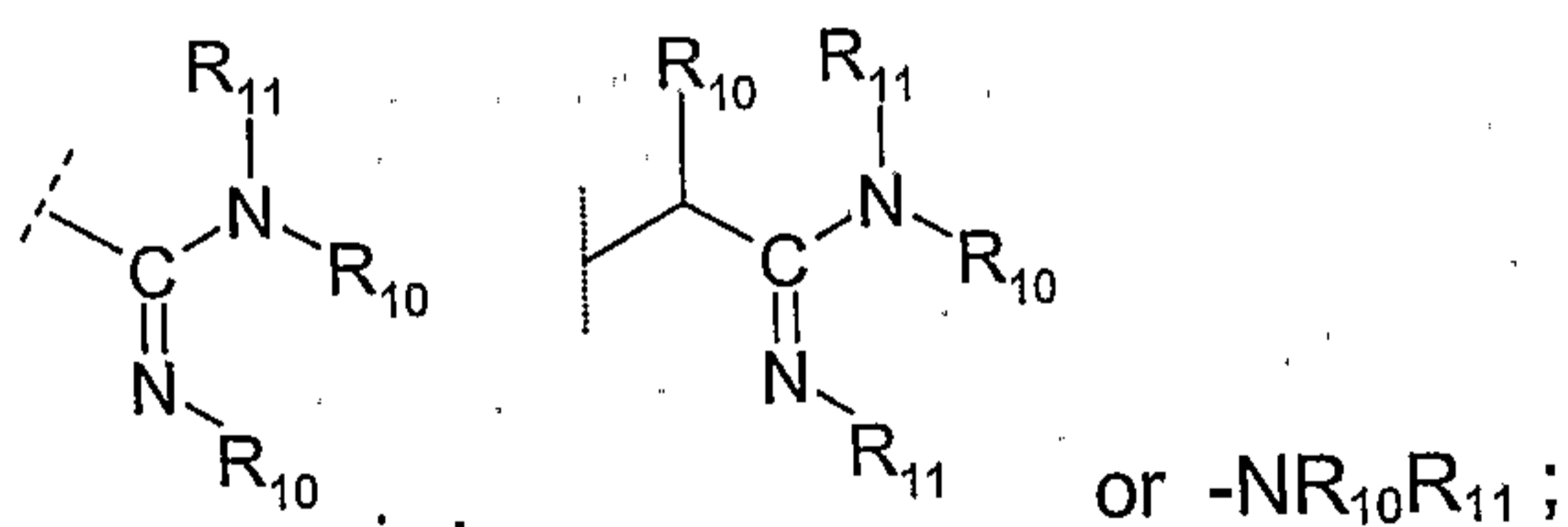
- 25 a) -hydrogen;
 b) -alkyl;
 c) -L-D₁-H;
 d) -L-D₁-alkyl;
 e) -L-D₁-aryl;
 30 f) -L-D₁-heteroaryl;
 g) -L-D₁-alkylene-heteroaryl;
 h) -L-D₁-cycloalkyl;
 i) -L-D₁-heterocyclyl;
 j) -L-D₁-arylene-alkyl;

- k) -L-D₁-alkylene-arylene-alkyl;
 l) -L-D₁-alkylene-aryl; and
 m) -L-D₁-arylene-aryl;

- 5 R₆ is selected from the group consisting of: hydrogen, halo, alkyl, and phenyl;
 R₇ is selected from the group consisting of: phenyl, benzyloxy-phenyl, 4-biphenyl-3-yl, 4-biphenyl-4-yl, bromo-phenyl, chloro-methyl-phenyl, chloro-phenyl, cyano-phenyl, cyclohexylmethoxy-phenyl, cyclohexyloxy-phenyl, di-p-tolylmethyl, methoxy-phenyl, ethoxy-phenyl, isobutoxy-phenyl, trifluoromethoxy-phenyl, phenethyloxy-phenyl, phenoxy-phenyl,
 10 methylphenyl, isobutyl-phenyl, isopropyl-phenyl, tert-butyl-phenyl, trifluoromethyl-phenyl, dichloro-phenyl, difluoro-phenyl, dimethyl-phenyl, difluoro-phenyl, dihydroxy-phenyl, bis-trifluoromethyl-phenyl, di-tert-butyl-hydroxy-phenyl, benzoyl-phenyl, chloro-methyl-phenyl, (3-phenyl-propoxy)-phenyl, (methyl-cyclohexyloxy)-phenyl, (tert-butyl-cyclohexyloxy)-phenyl, (tetrahydropyran-4-yloxy)-phenyl, (tert-butyl-phenyl)-phenyl-methyl, bis-(chloro-fluoro-phenyl)-methyl, bis-(fluoro-phenyl)-methyl, bis-(trifluoromethyl-phenyl)-methyl, naphthalen-1-yl, naphthalen-2-yl, 5,5,8,8-tetramethyl-5,6,7,8-tetrahydro-naphthalen-2-yl, and 4-benzhydryl;

W is -S-;

- 20 G₁ is selected from the group consisting of: -CN, -SO₃H, -P(O)(OH)₂, -P(O)(O-alkyl)(OH), -CO₂H, -CO₂-alkyl, -C(O)NHS(O)₂-alkyl, -C(O)NHS(O)₂-aryl, -C(O)NHS(O)₂-heteteroaryl, -C(O)NHS(O)₂-alkylene-aryl, -C(O)NHS(O)₂-arylene-alkyl, -C(O)NHS(O)₂-alkylene-heteteroaryl, -S(O)₂NHC(O)-alkyl, -S(O)₂NHC(O)-aryl, -S(O)₂NHC(O)-heteteroaryl, -S(O)₂NHC(O)-alkylene-aryl, -S(O)₂NHC(O)-alkylene-heteteroaryl, -NHC(O)NH-SO₂-alkyl, an acid isostere,



G₂ is selected from the group consisting of:

- 30 a) -hydrogen;
 b) -alkylene;
 c) -L-D₁-H;
 d) -L-D₁-alkyl;

- e) -L-D₁-aryl;
 f) -L-D₁-heteroaryl;
 g) -L-D₁-cycloalkyl;
 h) -L-D₁-heterocyclyl;
 5 i) -L-D₁-arylene-alkyl;
 j) -L-D₁-alkylene-arylene-alkyl;
 k) -L-D₁-alkylene-aryl; and
 l) -L-D₁-arylene-aryl;

10 L is a direct bond, alkylene, alkenylene, alkynylene, or arylylene;

D₁ is selected from the group consisting of: a direct bond, -CH₂-, -O-, -N(R₈)-, -C(O)-, -CON(R₈)-, -CON(R₉)SO₂-, -N(R₉)C(O)-, -N(R₉)CON(R₈)-, -N(R₈)C(O)O-,
 15 -OC(O)N(R₈)-, -N(R₈)SO₂-, -SO₂N(R₈)-, -C(O)-O-, -O-C(O)-, -S-, -S(O)-, -S(O₂)-, or
 -N(R₈)SO₂N(R₉)-, -N=N-, and -N(R₈)-N(R₉)-;

D₂ is N, alkylyne, or alkenylyne;

20 X₁ and Y₁ are independently selected from the group consisting of: a direct bond, alkylene, arylylene, heteroarylylene, cycloalkylene, heterocyclylene, arylylene-alkylene, alkylene-arylylene-alkylene, and alkylene-aryl;

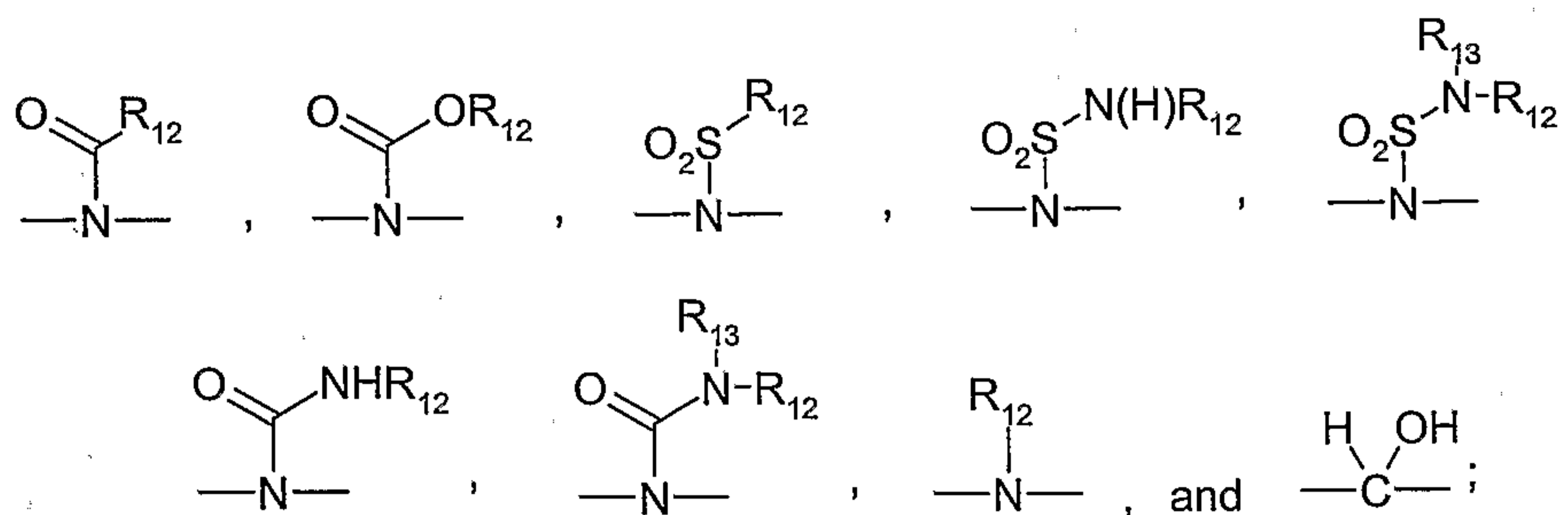
R₈ and R₉ are independently selected from the group consisting of: -hydrogen, -alkyl, -aryl, -arylylene-alkyl, -alkylene-aryl, and -alkylene-arylylene-alkyl;

25

R₁₀ and R₁₁ are independently selected from the group consisting of: hydrogen, -alkyl, -L-D₁-alkyl, -L-D₁-aryl, -C(O)-alkyl, -C(O)-aryl, -SO₂-alkyl, and -SO₂-aryl, or

30

R₁₀ and R₁₁ may be taken together to form a ring having the formula -(CH₂)_m-J-(CH₂)_n- bonded to the nitrogen atom to which R₁₀ and R₁₁ are attached, wherein m and n are 0, 1, 2, or 3, and J is selected from the group consisting of -CH₂-, -O-, -S-, -S(O₂)-, -C(O)-, -CON(H)-, -NHC(O)-, -NHCON(H)-, -NHSO₂-, -SO₂N(H)-, -C(O)-O-, -O-C(O)-, -NHSO₂NH-



R_{12} and R_{13} are independently selected from the group consisting of hydrogen, aryl, alkyl, and alkylene-aryl;

5 and

wherein the aryl, heteroaryl, heterocyclyl, cycloalkyl, and/or alkyl group(s) in R_2 - R_6 and R_8 - R_{13} , G_1 , G_2 , L , X_1 , Y_1 , may be optionally substituted 1-4 times with a substituent group selected from the group consisting of

- 10 a) -hydrogen;
 b) halogen;
 c) hydroxyl;
 d) cyano;
 e) carbamoyl;
 f) -B-alkyl;
 15 g) -B-perhaloalkyl;
 h) -B-cycloalkyl;
 i) -B-heterocyclyl;
 j) -B-aryl;
 k) -B-heteroaryl;
 20 l) -B-alkylene-heteroaryl;
 m) -B-alkylene-aryl;
 n) -B-arylene-alkyl;
 o) -B-perhaloalkyl;
 p) -B-cycloalkylene-T- R_{14} ;
 25 q) -B-alkylene-N- R_{14} R_{15} ;
 r) -B-cycloalkylene-alkyl; and
 s) -B-alkylene-cycloalkyl;

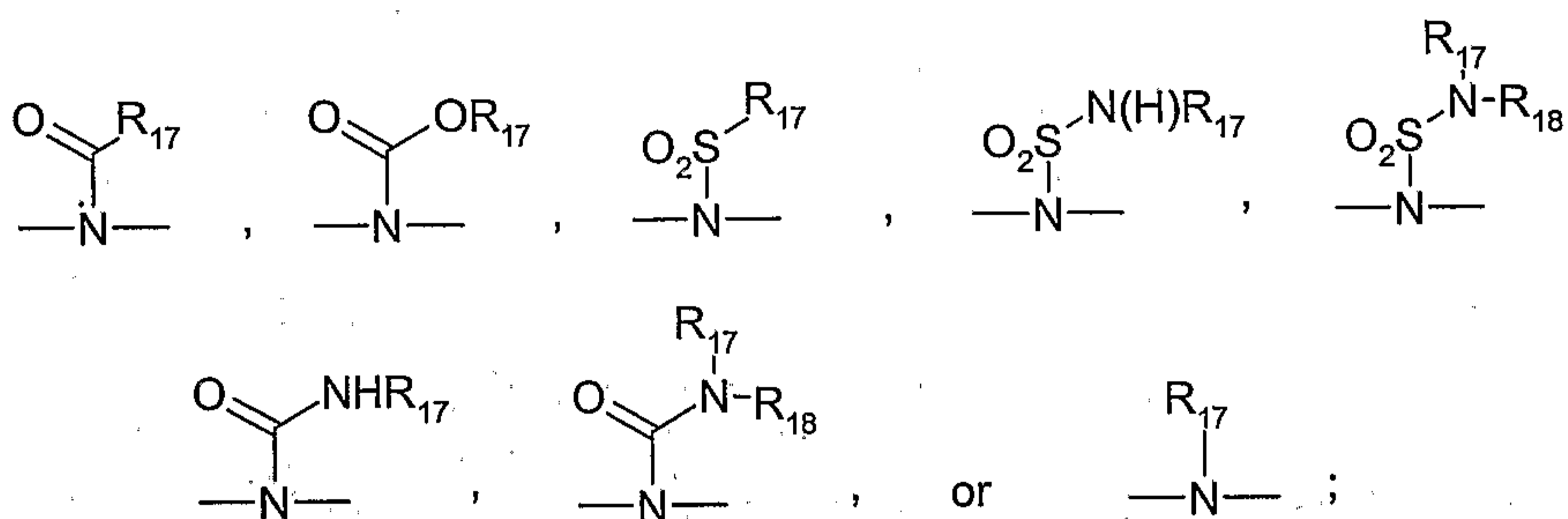
wherein

30 B and T are independently selected from the group consisting of: direct bond, alkylene, $-\text{CH}_2-$, $-\text{O}-$, $-\text{N(H)}$, $-\text{S}-$, SO_2- , $-\text{CON(H)}$, $-\text{NHC(O)}$, $-\text{NHCON(H)}$, $-\text{NHSO}_2-$, $-\text{SO}_2\text{N(H)}$, $-\text{C(O)-O-}$, $-\text{NHSO}_2\text{NH}$, $-\text{O-S(O)}_2-$, and $-\text{O-C(O)}$;

wherein

R₁₄ and R₁₅ are independently selected from the group consisting of: hydrogen, heteroaryl, cycloalkyl, heterocyclyl, aryl, alkyl, -alkylene-aryl, -alkylene-heteroaryl, and -alkylene-O-aryl; or

R₁₄ and R₁₅ may be taken together to form a ring having the formula - (CH₂)_q-J-(CH₂)_r- bonded to the nitrogen atom to which R₁₄ and R₁₅ are attached wherein q and r are independently equal to 1, 2, 3, or 4; J comprises a direct bond, -CH₂-, -O-, -S-, -S(O₂)-, -C(O)-, -CON(H)-, -NHC(O)-, -NHCON(H)-, -NHSO₂-, -SO₂N(H)-, -C(O)-O-, -O-C(O)-, -NHSO₂NH-,



R₁₇ and R₁₈ are independently selected from the group consisting of: hydrogen, cycloalkyl, heterocyclyl, aryl, heteroaryl, alkyl, -alkylene-heteroaryl, or -alkylene-aryl;

or a pharmaceutically acceptable salt, prodrug, or solvate thereof.

21. The compound of Formula (I) in claim 20, wherein

R₇ is selected from the group consisting of: phenyl, bromo-phenyl, chloro-methyl-phenyl, chloro-phenyl, cyano-phenyl, di-p-tolylmethyl, methoxy-phenyl, ethoxy-phenyl, isobutoxy-phenyl, trifluoromethoxy-phenyl, methylphenyl, isobutyl-phenyl, isopropyl-phenyl, tert-butyl-phenyl, trifluoromethyl-phenyl, dichloro-phenyl, difluoro-phenyl, dimethyl-phenyl, difluoro-phenyl, dihydroxy-phenyl, bis-trifluoromethyl-phenyl, di-tert-butyl-hydroxy-phenyl, chloro-methyl-phenyl, (tert-butyl-phenyl)-phenyl-methyl, bis-(chloro-fluoro-phenyl)-methyl, bis-(fluoro-phenyl)-methyl, bis-(trifluoromethyl-phenyl)-methyl, naphthalen-1-yl, naphthalen-2-yl, and 5,5,8,8-tetramethyl-5,6,7,8-tetrahydro-naphthalen-2-yl.

22. A compound of Formula (I) in claim 1, comprising:

3-[[4-(4-isopropyl-phenyl)-thiazol-2-yl]-thiophen-2-ylmethyl-amino]-propionic acid;
 3-[(4-chloro-benzyl)-[4-(4-isopropyl-phenyl)-thiazol-2-yl] amino]-propionic acid;
 3-[(4-biphenyl-4-yl-thiazol-2-yl)-thiophen-2-ylmethylamino]-propionic acid;
 3-{cyclopentyl-[4-(4-isopropyl-phenyl)-thiazol-2-yl]-amino}-propionic acid;

3-(cyclopentyl-{4-[4-(trans-4-methyl-cyclohexyloxy)-phenyl]-thiazol-2-yl}-amino)-propionic acid;

2-({[4-(4-isopropyl-phenyl)-thiazol-2-yl]-thiophen-2-ylmethyl-amino}-methyl)-benzoic acid;

3-({[4-(4-isopropyl-phenyl)-thiazol-2-yl]-thiophen-2-ylmethyl-amino}-methyl)-benzoic acid;

5 4-({[4-(4-isopropyl-phenyl)-thiazol-2-yl]-thiophen-2-ylmethyl-amino}-methyl)-benzoic acid;

3-({cyclopentyl-[4-(4-isopropyl-phenyl)-thiazol-2-yl]-amino}-methyl)-benzoic acid;

2-({cyclopentyl-[4-(4-isopropyl-phenyl)-thiazol-2-yl]-amino}-methyl)-benzoic acid;

3-({4-[4-(trans-4-methyl-cyclohexyloxy)-phenyl]-thiazol-2-yl}-thiophen-2-ylmethyl-amino)-propionic acid; or

10 4-{{cyclopentyl-(4,5-diphenyl-thiazol-2-yl)-amino}-methyl}-benzoic acid, or

a pharmaceutically acceptable salt, prodrug, or solvate thereof.

23. A pharmaceutical composition comprising a compound of Formula (I) in claim 1, or a pharmaceutically salt, solvate, or prodrug thereof.

15 24. The pharmaceutical composition of claim 23, wherein the compound of Formula (I) is in the form of an hydrochloric acid salt or a sodium salt.

25. The pharmaceutical composition of claim 23 further comprising one or more pharmaceutically acceptable carriers, excipients, or diluents.

20 26. The pharmaceutical composition of claim 23, comprising a therapeutically effective amount of a compound of Formula (I) in combination with a pharmaceutically acceptable carrier and one or more hypoglycemic agents.

27. The pharmaceutical composition of claim 26, wherein the hypoglycemic agents are selected from the group consisting of insulin or insulin mimetics; biguanidines; PTP-1B inhibitors; PPAR-gamma agonists; sulfonylureas; any other insulin secretagogue; and α -glycosidase inhibitors.

25 28. The pharmaceutical composition of claim 23, comprising a therapeutically effective amount of a compound of Formula (I) in combination with a pharmaceutically acceptable carrier, and an agent selected from the group consisting of HMG Co-A reductase inhibitors, bile acid sequestrants, fibrates, cholesterol lowering agents, inhibitors of cholesterol absorption, bile acid transport inhibitors, CETP inhibitors, and other antihyperlipidemic agents.

29. The pharmaceutical composition of claim 23, comprising a therapeutically effective amount of a compound of Formula (I) in combination with a pharmaceutically acceptable carrier and one or more agents selected from the group consisting of agents that modulate thermogenesis, lipolysis, gut motility, fat absorption, and satiety.

30 30. The pharmaceutical composition of claim 23, comprising a therapeutically effective amount of a compound of Formula (I), in combination with a pharmaceutically

acceptable carrier and one or more agents selected from the group consisting of agents that regulate hypertension.

31. The pharmaceutical composition of claim 23, comprising a therapeutically effective amount of a compound of Formula (I), in combination with a pharmaceutically acceptable carrier and one or more agents one or more agents selected from the group consisting of: antiobesity agents; feeding behavior modifying agents; α -MSH, α -MSH mimetics, or α -MSH derived peptides; MC-4R agonists or partial agonists; MC-3R agonists; glucokinase activators; PPAR- δ agonists; PPAR- α /PPAR- γ agonists; PPAR- α /PPAR- γ /PPAR- δ agonists; PPAR- γ /PPAR- δ agonists; and agents useful in treatment of male and/or female sexual dysfunction.

32. The pharmaceutical composition of claim 23, wherein the amount of the compound of Formula (I) is an amount sufficient to inhibit the function of AgRP at a melanocortin receptor.

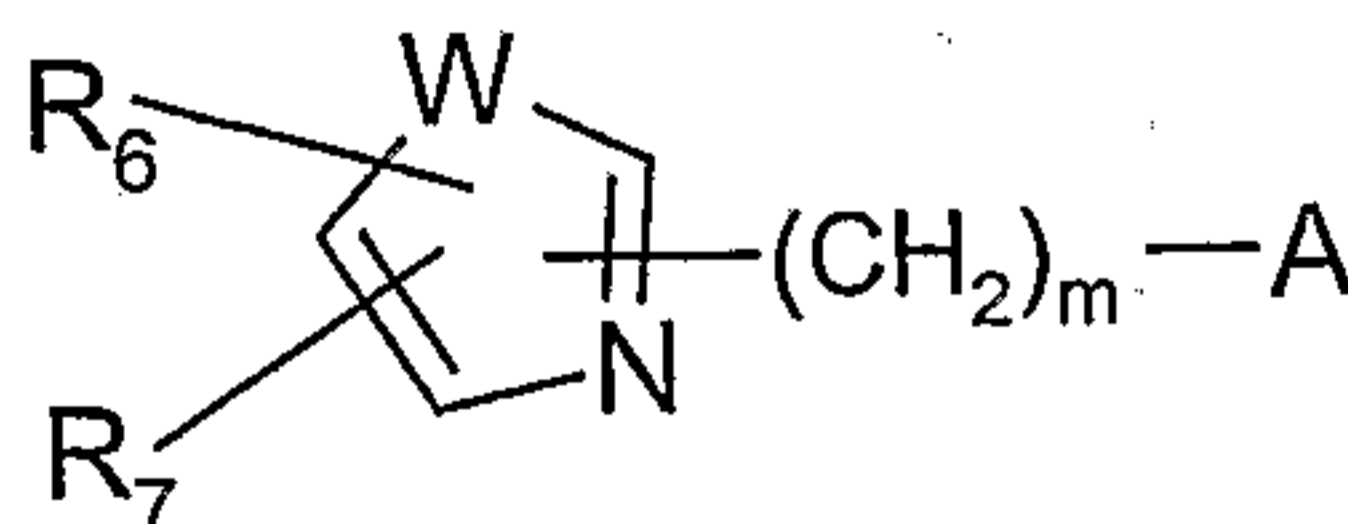
33. The pharmaceutical composition of claim 23, wherein the amount of the compound of Formula (I) is sufficient to treat a disorder selected from the group consisting of bulimia, obesity, dyslipidemia, cholesterol gallstones, cancer, menstrual abnormalities, infertility, polycystic ovaries, osteoarthritis, and sleep apnea.

34. The pharmaceutical composition of claim 23, wherein the amount of the compound of Formula (I) is sufficient to treat a condition selected from the group consisting of regulation of appetite and food intake, dyslipidemia, hypertriglyceridemia, Syndrome X, type II diabetes, atherosclerotic diseases such as heart failure, hyperlipidemia, hypercholesterolemia, low HDL levels, hypertension, cardiovascular, cerebrovascular disease and peripheral vessel disease.

35. The pharmaceutical composition of claim 23, wherein the amount of the compound of Formula (I) is sufficient to treat a physiological disorder selected from the group consisting of regulation of insulin sensitivity, inflammatory response, plasma triglycerides, HDL, LDL, and cholesterol levels, and the like.

36. The pharmaceutical composition of claim 23, wherein the amount of the compound of Formula (I) is sufficient to treat female sexual dysfunction, male sexual dysfunction, and erectile dysfunction.

37. A method of treatment comprising: administering to a subject a compound of Formula (I),

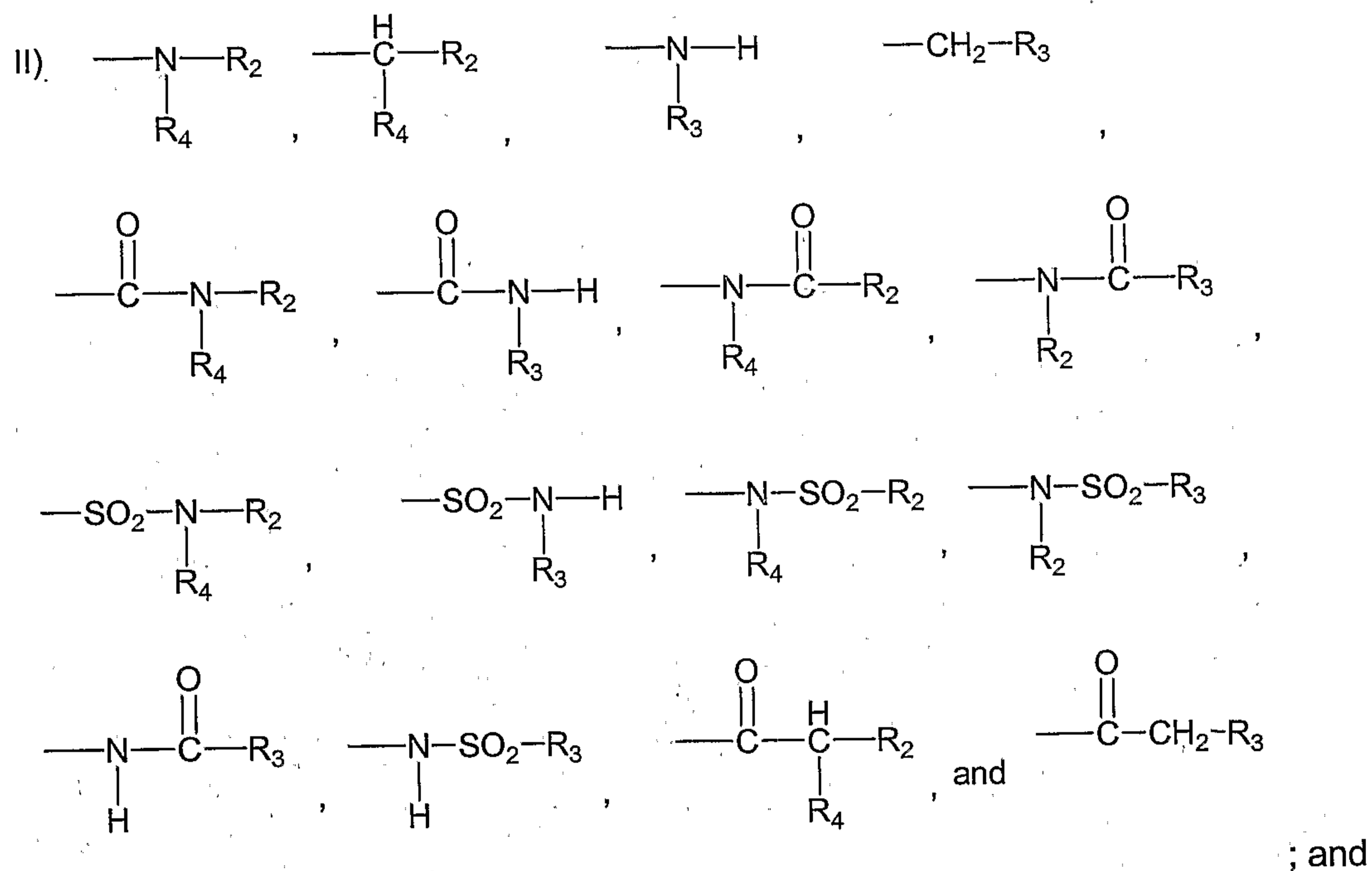


(I)

wherein

m is 0, 1, or 2;

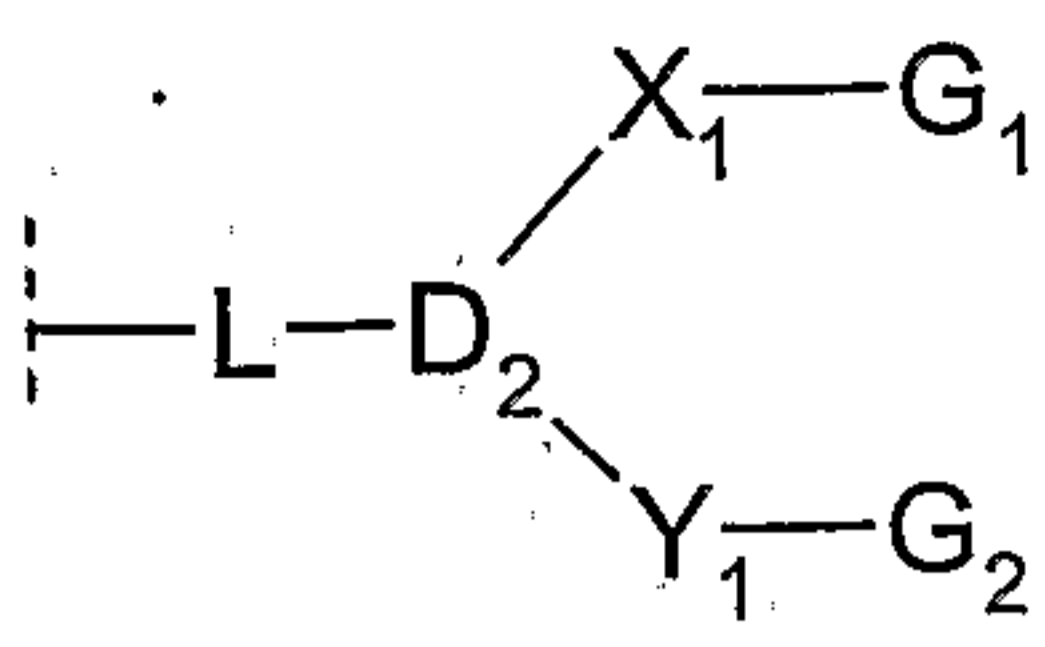
A is selected from the group consisting of:



5 III) -K;

R₂ is selected from the group consisting of:

- 10
- a) -L-D₁-G₁;
 - b) -L-D₁-alkyl;
 - c) -L-D₁-aryl;
 - d) -L-D₁-heteroaryl;
 - e) -L-D₁-cycloalkyl;
 - f) -L-D₁-heterocyclyl;
 - 15 g) -L-D₁-arylene-alkyl;
 - h) -L-D₁-alkylene-arylene-alkyl;
 - i) -L-D₁-alkylene-aryl;
 - j) -L-D₁-alkylene-G₁;
 - k) -L-D₁-heteroarylene-G₁;
 - l) -L-D₁-cycloalkylene-G₁;
 - 20 m) -L-D₁-heterocyclylene-G₁;



- n)
 o) $\text{---L-D}_1\text{-arylene-G}_1$;
 p) $\text{---L-D}_1\text{-arylene-alkylene-G}_1$;
 q) $\text{---L-D}_1\text{-alkylene-arylene-alkylene-G}_1$; and
 r) $\text{---L-D}_1\text{-alkylene-arylene-G}_1$;

5

R_3 is selected from the group consisting of:

- a) ---alkyl ;
 b) $\text{---L-D}_1\text{-H}$;
 c) $\text{---L-D}_1\text{-alkyl}$;
 d) $\text{---L-D}_1\text{-aryl}$;
 e) $\text{---L-D}_1\text{-heteroaryl}$;
 f) $\text{---L-D}_1\text{-alkylene-heteroaryl}$;
 g) $\text{---L-D}_1\text{-cycloalkyl}$;
 h) $\text{---L-D}_1\text{-heterocyclyl}$;
 i) $\text{---L-D}_1\text{-arylene-alkyl}$;
 j) $\text{---L-D}_1\text{-alkylene-arylene-alkyl}$;
 k) $\text{---L-D}_1\text{-alkylene-aryl}$; and
 l) $\text{---L-D}_1\text{-arylene-aryl}$;

10

15

20

R_4 is selected from the group consisting of:

- a) ---hydrogen ;
 b) ---alkyl ;
 c) $\text{---L-D}_1\text{-H}$;
 d) $\text{---L-D}_1\text{-alkyl}$;
 e) $\text{---L-D}_1\text{-aryl}$;
 f) $\text{---L-D}_1\text{-heteroaryl}$;
 g) $\text{---L-D}_1\text{-alkylene-heteroaryl}$;
 h) $\text{---L-D}_1\text{-cycloalkyl}$;
 i) $\text{---L-D}_1\text{-heterocyclyl}$;
 j) $\text{---L-D}_1\text{-arylene-alkyl}$;
 k) $\text{---L-D}_1\text{-alkylene-arylene-alkyl}$;
 l) $\text{---L-D}_1\text{-alkylene-aryl}$; and
 m) $\text{---L-D}_1\text{-arylene-aryl}$;

25

30

R₆ and R₇ are independently selected from the group consisting of:

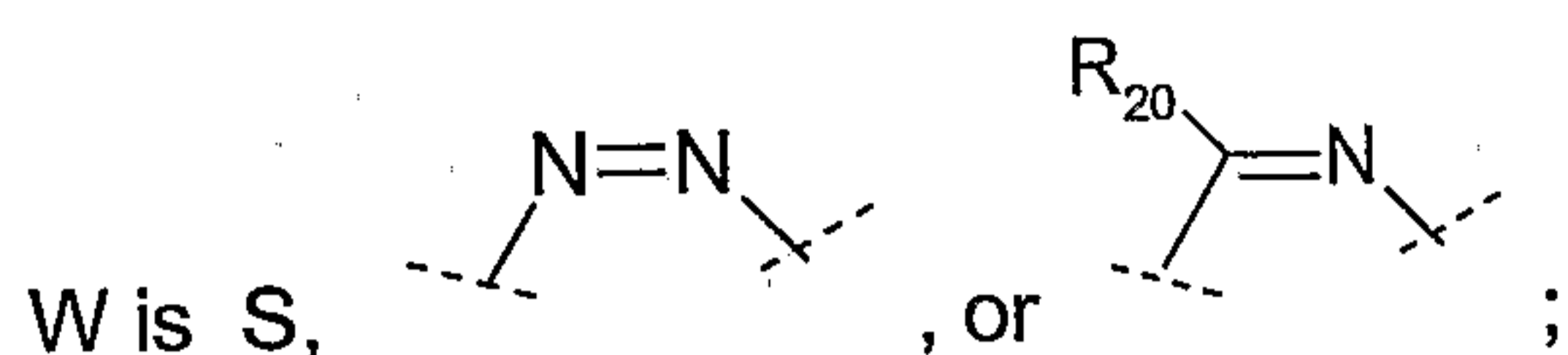
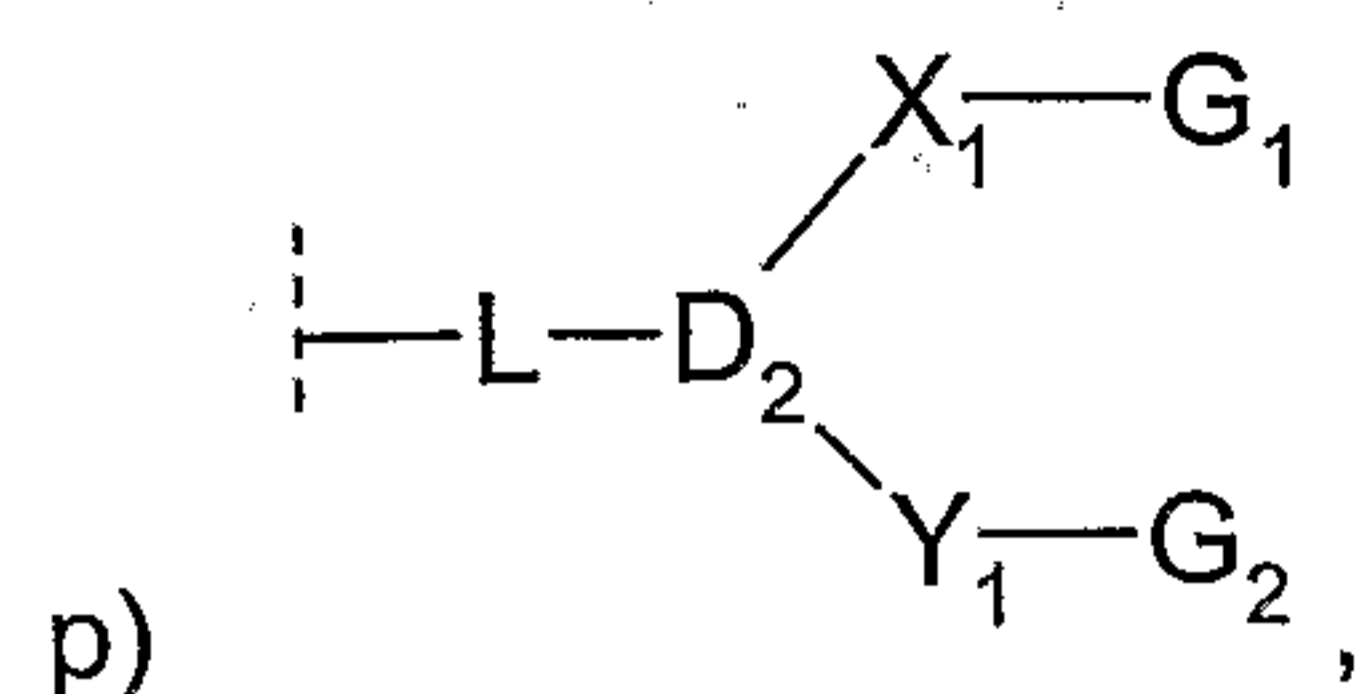
- 5
- a) -hydrogen;
 b) -halo;
 c) -alkyl;
 d) -L-D₁-H;
 e) -L-D₁-alkyl;
 f) -L-D₁-aryl;
 g) -L-D₁-heteroaryl;
 10 h) -L-D₁-cycloalkyl;
 i) -L-D₁-heterocyclyl;
 j) -L-D₁-arylene-alkyl;
 k) -L-D₁-alkylene-arylene-alkyl;
 l) -L-D₁-alkylene-aryl;
 15 m) -L-D₁-arylene-aryl;
 n) -L-D₂-(aryl)₂; and
 o) -L-D₂-(arylene-alkyl)₂;

wherein at least one of R₆ and R₇ is not hydrogen; or

20 R₆ and R₇ may be taken together to form part of a fused carbocyclic, fused aromatic, fused heteroaromatic, fused cycloalkylaryl, fused arylcycloalkyl, fused heterocyclylaryl, fused arylheterocyclyl, fused cycloalkylheteroaryl, fused heteroaryl-cycloalkyl, fused heterocyclylheteroaryl, or fused heteroarylheterocyclyl rings, wherein the ring is optionally substituted 1-8 times with the group

- 25 a) -halo;
 b) -nitro
 c) -L-D₁-G₁
 d) -L-D₁-alkyl;
 e) -L-D₁-aryl;
 f) -L-D₁-heteroaryl;
 30 g) -L-D₁-cycloalkyl;
 h) -L-D₁-heterocyclyl;
 i) -L-D₁-arylene-alkyl;
 j) -L-D₁-alkylene-arylene-alkyl;
 k) -L-D₁-alkylene-aryl;
 35 l) -L-D₁-alkylene-G₁;
 m) -L-D₁-heteroarylene-G₁;
 n) -L-D₁-cycloalkylene-G₁;

o) $-L-D_1$ -heterocyclylene- G_1 ; and



5

wherein

R_{20} is

- a) -hydrogen;
 b) -halo;
 c) -alkyl;
 d) $-L-D_1-H$;
 e) $-L-D_1$ -alkyl;
 f) $-L-D_1$ -aryl;
 g) $-L-D_1$ -heteroaryl;
 h) $-L-D_1$ -cycloalkyl;
 i) $-L-D_1$ -heterocyclyl;
 j) $-L-D_1$ -arylene-alkyl;
 k) $-L-D_1$ -alkylene-arylene-alkyl;
 l) $-L-D_1$ -alkylene-aryl;
 m) $-L-D_1$ -arylene-aryl;
 n) $-L-D_2$ -(aryl)₂; or
 o) $-L-D_2$ -(arylene-alkyl)₂;

10

15

20

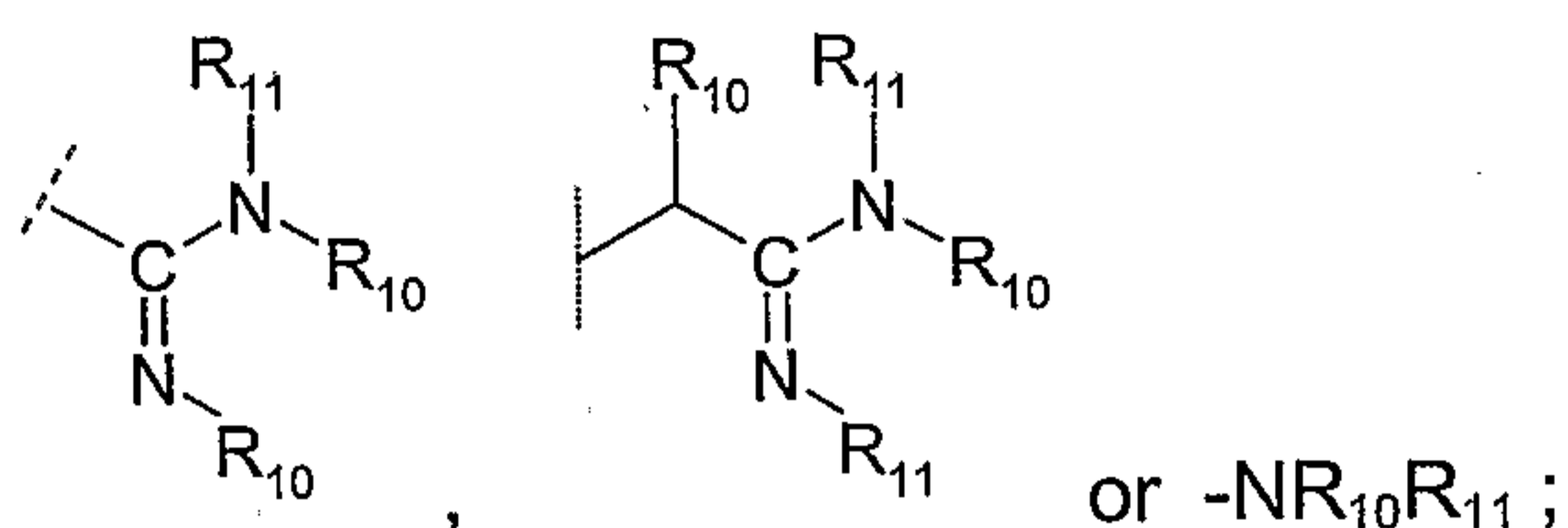
K is cycloalkyl, heterocyclyl, aryl, heteroaryl, fused cycloalkylaryl, arylcycloalkyl, fused heterocyclylaryl, fused arylheterocyclyl, fused cycloalkylheteroaryl, fused heteroarylcyloalkyl, fused heterocyclylheteroaryl, or fused heteroarylheterocyclyl, wherein K may be optionally substituted 1-3 times with a group selected from the group consisting of: halo, nitro, and R_2 ;

25

G_1 is selected from the group consisting of: $-CN$, $-SO_3H$, $-P(O)(OH)_2$, $-P(O)(O-alkyl)(OH)$, $-CO_2H$, $-CO_2$ -alkyl, $-C(O)NHS(O)_2$ -alkyl, $-C(O)NHS(O)_2$ -aryl, $-C(O)NHS(O)_2$ -heteroaryl, $-C(O)NHS(O)_2$ -alkylene-aryl, $-C(O)NHS(O)_2$ -arylene-alkyl; $-C(O)NHS(O)_2$ -alkylene-heteroaryl, $-S(O)_2NHC(O)$ -alkyl, $-S(O)_2NHC(O)$ -aryl, -

30

S(O)₂NHC(O)-heteroaryl, -S(O)₂NHC(O)-alkylene-aryl, -S(O)₂NHC(O)-alkylene-heteroaryl, -NHC(O)NH-SO₂-alkyl, an acid isostere,



5

G₂ is selected from the group consisting of:

- a) hydrogen
- b) -alkylene;
- c) -L-D₁-H;
- 10 d) -L-D₁-alkyl;
- e) -L-D₁-aryl;
- f) -L-D₁-heteroaryl;
- g) -L-D₁-cycloalkyl;
- h) -L-D₁-heterocyclyl;
- 15 i) -L-D₁-arylene-alkyl;
- j) -L-D₁-alkylene-arylene-alkyl;
- k) -L-D₁-alkylene-aryl; and
- l) -L-D₁-arylene-aryl;

20

L is a direct bond, alkylene, alkenylene, alkynylene, or arylene;

D₁ is selected from the group consisting of: a direct bond, -CH₂-, -O-, -N(R₈)-, -C(O)-, -CON(R₈)-, -CON(R₉)SO₂-, -N(R₉)C(O)-, -N(R₉)CON(R₈)-, -N(R₈)C(O)O-, -OC(O)N(R₈)-, -N(R₈)SO₂-, -SO₂N(R₈)-, -C(O)-O-, -O-C(O)-, -S-, -S(O)-, -S(O₂)-, or

25 -N(R₈)SO₂N(R₉)-, -N=N-, and -N(R₈)-N(R₉)-;

D₂ is N, alkylyne, or alkenylyne;

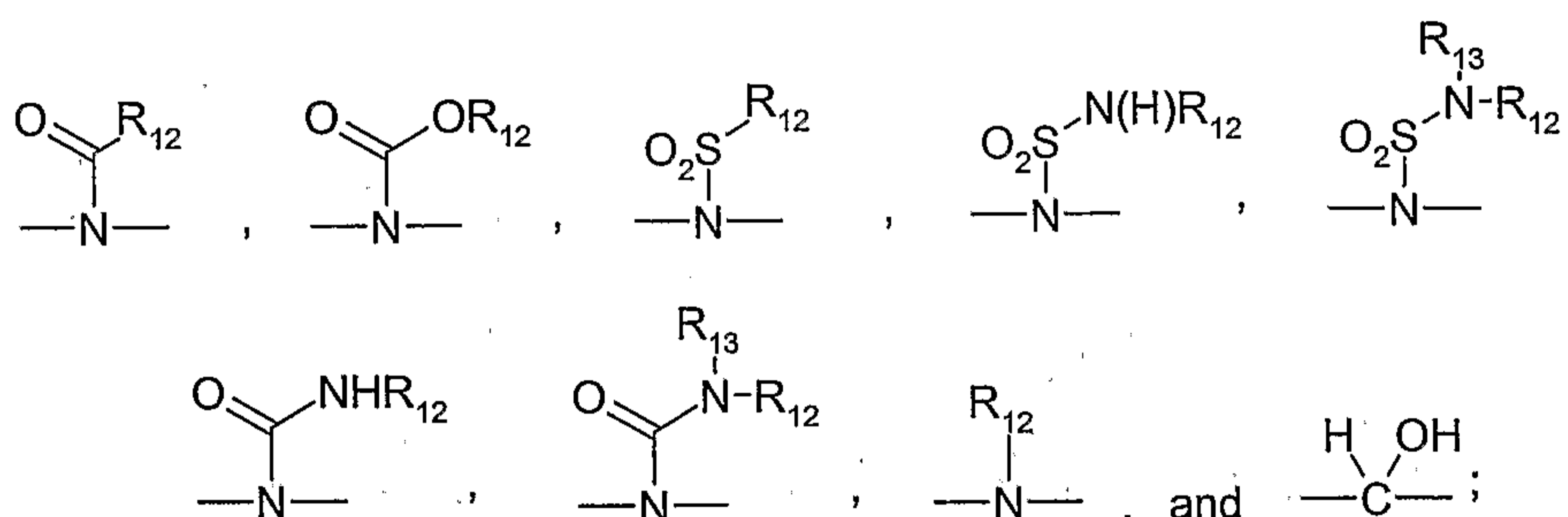
30

X₁ and Y₁ are independently selected from the group consisting of: a direct bond, alkylene, arylene, heteroarylene, cycloalkylene, heterocyclylene, arylene-alkylene, alkylene-arylene-alkylene, and alkylene-aryl;

R_8 and R_9 are independently selected from the group consisting of: -hydrogen, -alkyl, -aryl, -arylene-alkyl, -alkylene-aryl, and -alkylene-arylene-alkyl;

R_{10} and R_{11} are independently selected from the group consisting of: hydrogen, -alkyl, -L-D₁-alkyl, -L-D₁-aryl, -C(O)-alkyl, -C(O)-aryl, -SO₂-alkyl, and -SO₂-aryl, or

R_{10} and R_{11} may be taken together to form a ring having the formula $-(CH_2)_m-J-(CH_2)_n-$ bonded to the nitrogen atom to which R_{10} and R_{11} are attached, wherein m and n are 0, 1, 2, or 3, and J is selected from the group consisting of $-CH_2-$, $-O-$, $-S-$, $-S(O_2)-$, $-C(O)-$, $-CON(H)-$, $-NHC(O)-$, $-NHCON(H)-$, $-NHSO_2-$, $-SO_2N(H)-$, $-C(O)-O-$, $-O-C(O)-$, $-NHSO_2NH-$,



R_{12} and R_{13} are independently selected from the group consisting of hydrogen, aryl, alkyl, and alkylene-aryl;

and

wherein the aryl, heteroaryl, heterocyclyl, cycloalkyl, and/or alkyl group(s) in $R_2 - R_{13}$, and R_{20} , G_1 , G_2 , L , X_1 , Y_1 , may be optionally substituted 1-4 times with a substituent group selected from the group consisting of

- a) -H;
- b) halogen;
- c) hydroxyl;
- d) cyano;
- e) carbamoyl;
- f) -B-alkyl;
- g) -B-perhaloalkyl;
- h) -B-cycloalkyl;
- i) -B-heterocyclyl;
- j) -B-aryl;
- k) -B-heteroaryl;
- l) -B-alkylene-heteroaryl;
- m) -B-alkylene-aryl;
- n) -B-arylene-alkyl;

- o) -B-perhaloalkyl;
 p) -B-cycloalkylene-T-R₁₄;
 q) -B-alkylene-N-R₁₄R₁₅;
 r) -B-cycloalkylene-alkyl; and
 s) -B-alkylene-cycloalkyl;

5

wherein

B and T are independently selected from the group consisting of: direct bond, alkylene, -CH₂-, -O-, -N(H)-, -S-, SO₂-, -CON(H)-, -NHC(O)-, -NHCON(H)-, -NHSO₂-, -SO₂N(H)-, -C(O)-O-, -NHSO₂NH-, -O-S(O)₂-, and -O-C(O)-;

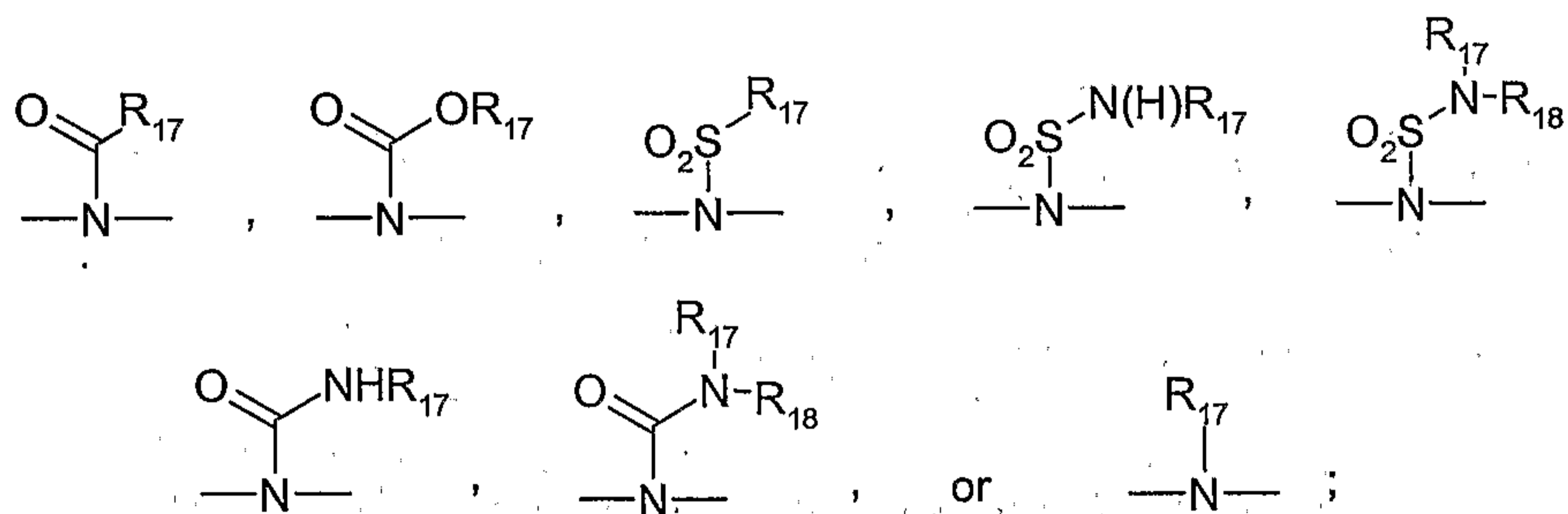
10

wherein

R₁₄ and R₁₅ are independently selected from the group consisting of: hydrogen, heteroaryl, cycloalkyl, heterocyclyl, aryl, alkyl, -alkylene-aryl, -alkylene-heteroaryl, and -alkylene-O-aryl; or

15

R₁₄ and R₁₅ may be taken together to form a ring having the formula - (CH₂)_q-J-(CH₂)_r- bonded to the nitrogen atom to which R₁₄ and R₁₅ are attached wherein q and r are independently equal to 1, 2, 3, or 4; J comprises a direct bond, -CH₂-, -O-, -S-, -S(O₂)-, -C(O)-, -CON(H)-, -NHC(O)-, -NHCON(H)-, -NHSO₂-, -SO₂N(H)-, -C(O)-O-, -O-C(O)-, -NHSO₂NH-,



20

R₁₇ and R₁₈ are independently selected from the group consisting of: hydrogen, cycloalkyl, heterocyclyl, aryl, heteroaryl, alkyl, -alkylene-heteroaryl, or -alkylene-aryl;

or a pharmaceutically acceptable salt, prodrug, or solvate thereof.

25

38. A method of treatment of an obesity-related disorder comprising the method of claim 37, wherein the compound of Formula (I) is administered in a therapeutically effective amount.

39. The method of claim 38, wherein the obesity-related disorder is selected from the group consisting of: dyslipidemia, hypertriglyceridemia, hypertension, diabetes, Syndrome X, atherosclerotic disease, cardiovascular disease, cerebrovascular disease, peripheral vessel disease, cholesterol gallstones, cancer, menstrual abnormalities, infertility, polycystic ovaries, osteoarthritis, and sleep apnea.

40. A method of treatment of an obesity-related disorder comprising the method of claim 37, wherein the compound of Formula (I) is administered in combination with one or more hypoglycemic agents.

41. A method of treatment of an obesity-related disorder comprising the method of claim 37, wherein the compound of Formula (I) is administered in combination with one or more agents that modulate digestion and/or metabolism.

42. The method of claim 41, wherein the agent that modulates digestion and/or metabolism is selected from the group consisting of agents that modulate thermogenesis, lipolysis, gut motility, fat absorption, and satiety.

43. A method of treatment of an obesity-related disorder comprising the method of claim 37, wherein the compound of Formula (I) is administered in combination with one or more agents selected from the group consisting of HMG CoA reductase inhibitor, bile acid binding agent, fibric acid derivative, and agent that regulates hypertension.

44. A method of treatment of a disorder comprising the method of claim 37, wherein the compound of Formula (I) is administered in a therapeutically effective amount and the disorder is selected from the group consisting of female sexual dysfunction, male sexual dysfunction, and erectile dysfunction.

45. A method of treatment comprising the method of claim 37, wherein the compound of Formula (I) is administered in a therapeutically effective amount and in combination with one or more agents selected from the group consisting of antiobesity agents, feeding behavior modifying agents, α -MSH, α -MSH mimetics, or α -MSH derived peptides, MC-4R agonists or partial agonists, MC-3R agonists, glucokinase activators, PPAR- δ agonists, PPAR- α /PPAR- γ agonists, PPAR- α /PPAR- γ /PPAR- δ agonists, PPAR- γ /PPAR- δ agonists, and agents useful in treatment of male and/or female sexual dysfunction.

46. A method of treatment comprising the method of claim 37, wherein the compound of Formula (I) is administered in a therapeutically effective amount, wherein said therapeutically effective amount is sufficient to induce weight loss in the subject.

47. A method of treatment comprising the method of claim 37, wherein the compound of Formula (I) is administered in a therapeutically effective amount, wherein said therapeutically effective amount is sufficient to prevent weight gain in the subject.

48. A method of melanocortin receptor modulation comprising the method of claim 37 wherein the compound of Formula (I) is administered in a therapeutically effective amount.

5 49. The method of claim 48, wherein said therapeutically effective amount is an amount that enhances the downstream effects of agonist binding to a melanocortin receptor in the subject.

50. The method of claim 48, wherein the compound of Formula (I) inhibits the function of AgRP on MC-4R.

10 51. The method of claim 48, wherein the compound of Formula (I) inhibits the function of AgRP on MC-3R.