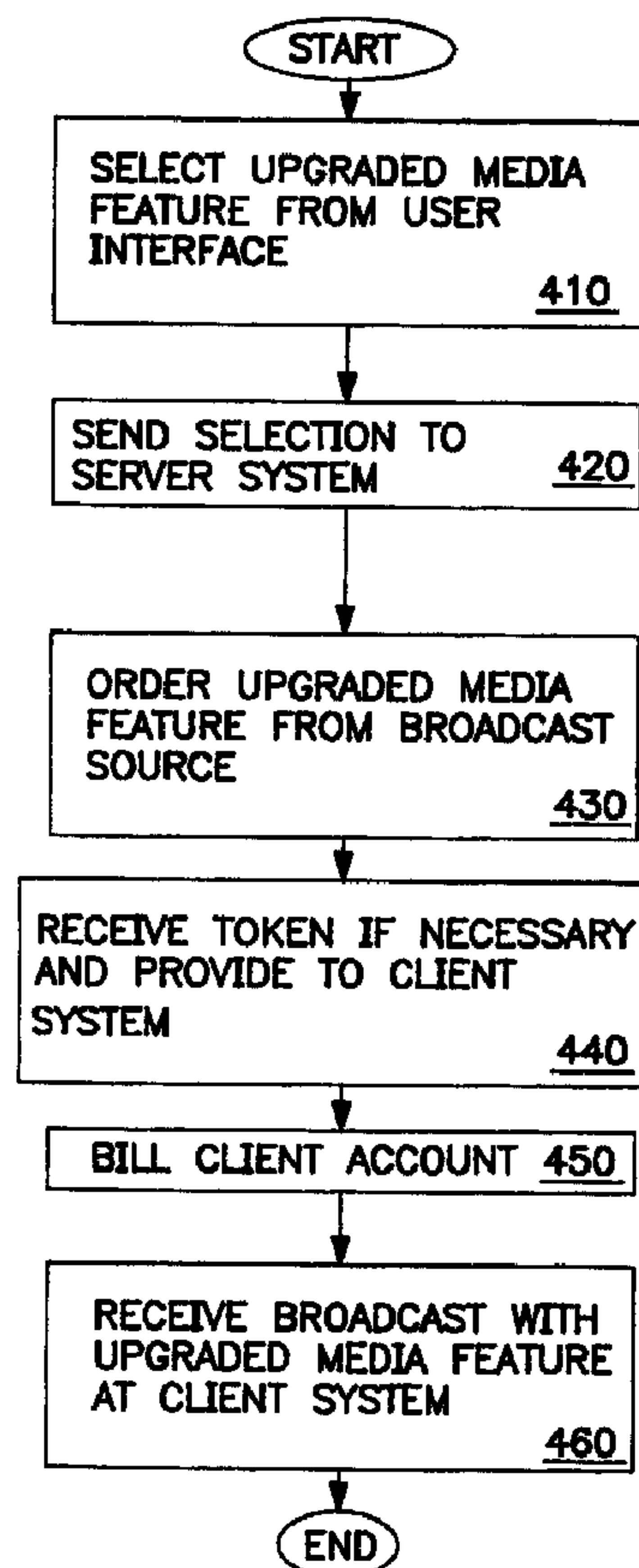




(86) Date de dépôt PCT/PCT Filing Date: 1999/10/28
(87) Date publication PCT/PCT Publication Date: 2000/05/11
(45) Date de délivrance/Issue Date: 2007/06/26
(85) Entrée phase nationale/National Entry: 2001/04/23
(86) N° demande PCT/PCT Application No.: US 1999/025563
(87) N° publication PCT/PCT Publication No.: 2000/027123
(30) Priorité/Priority: 1998/10/30 (US09/183,587)

(51) Cl.Int./Int.Cl. *H04N 7/173* (2006.01),
G06Q 30/00 (2006.01), *H04L 12/14* (2006.01),
H04N 7/16 (2006.01)
(72) Inventeurs/Inventors:
SHAH-NAZAROFF, ANTHONY A., US;
IKI, JEAN M. GOLDSCHMIDT, US;
MOORE, KENNETH A., US;
WILLIAMS, CHRISTOPHER D., US
(73) Propriétaire/Owner:
INTEL CORPORATION, US
(74) Agent: RICHES, MCKENZIE & HERBERT LLP

(54) Titre : ACHAT DE CARACTERISTIQUE DE MEDIA AMELIOREE POUR LA TRANSMISSION
(54) Title: PURCHASING UPGRADED MEDIA FEATURE FOR TRANSMISSION



(57) Abrégé/Abstract:

The present invention provides an improved method and apparatus for purchasing media feature for programming transmission. A selection is sent to a server system (140) to buy an upgraded media feature for a programming transmission. The server system



(57) **Abrégé(suite)/Abstract(continued):**

(140; automatically coordinates purchasing the media feature from a programming transmission source (130). In one embodiment, an entertainment system (110) includes a user interface from which a viewer selects an upgraded media feature for a programming transmission, wherein the programming transmission with the upgraded media feature is provided to the entertainment system (110).

**PCT**WORLD INTELLECTUAL PROPERTY ORGANIZATION
International Bureau

INTERNATIONAL APPLICATION PUBLISHED UNDER THE PATENT COOPERATION TREATY (PCT)

(51) International Patent Classification ⁶ : H04N 7/173	A1	(11) International Publication Number: WO 00/27123 (43) International Publication Date: 11 May 2000 (11.05.00)		
<table style="width: 100%; border: none;"> <tr> <td style="width: 55%; vertical-align: top; padding: 5px;"> (21) International Application Number: PCT/US99/25563 (22) International Filing Date: 28 October 1999 (28.10.99) (30) Priority Data: 09/183,587 30 October 1998 (30.10.98) US (71) Applicant (for all designated States except US): INTEL CORPORATION [US/US]; 2200 Mission College Boulevard, Santa Clara, CA 95052 (US). (72) Inventors; and (75) Inventors/Applicants (for US only): SHAH-NAZAROFF, Anthony, A. [US/US]; 779 Hilmar Street, Santa Clara, CA 95050 (US). IKI, Jean, M., Goldschmidt [US/US]; 475 Milan Drive #107, San Jose, CA 95134 (US). MOORE, Kenneth, A. [US/US]; 151 Lanita Drive, Ben Lomond, CA 95005 (US). WILLIAMS, Christopher, D. [US/US]; 687 Pau Hana Drive, Soquel, CA 95073 (US). (74) Agents: MILLIKEN, Darren, J. et al.; Blakely, Sokoloff, Taylor & Zafman LLP, 7th floor, 12400 Wilshire Boulevard, Los Angeles, CA 90025 (US). </td> <td style="width: 45%; vertical-align: top; padding: 5px;"> (81) Designated States: AE, AL, AM, AT, AU, AZ, BA, BB, BG, BR, BY, CA, CH, CN, CR, CU, CZ, DE, DK, DM, EE, ES, FI, GB, GD, GE, GH, GM, HR, HU, ID, IL, IN, IS, JP, KE, KG, KP, KR, KZ, LC, LK, LR, LS, LT, LU, LV, MA, MD, MG, MK, MN, MW, MX, NO, NZ, PL, PT, RO, RU, SD, SE, SG, SI, SK, SL, TJ, TM, TR, TT, TZ, UA, UG, US, UZ, VN, YU, ZA, ZW, ARIPO patent (GH, GM, KE, LS, MW, SD, SL, SZ, TZ, UG, ZW), Eurasian patent (AM, AZ, BY, KG, KZ, MD, RU, TJ, TM), European patent (AT, BE, CH, CY, DE, DK, ES, FI, FR, GB, GR, IE, IT, LU, MC, NL, PT, SE), OAPI patent (BF, BJ, CF, CG, CI, CM, GA, GN, GW, ML, MR, NE, SN, TD, TG). Published <i>With international search report.</i> </td> </tr> </table>			(21) International Application Number: PCT/US99/25563 (22) International Filing Date: 28 October 1999 (28.10.99) (30) Priority Data: 09/183,587 30 October 1998 (30.10.98) US (71) Applicant (for all designated States except US): INTEL CORPORATION [US/US]; 2200 Mission College Boulevard, Santa Clara, CA 95052 (US). (72) Inventors; and (75) Inventors/Applicants (for US only): SHAH-NAZAROFF, Anthony, A. [US/US]; 779 Hilmar Street, Santa Clara, CA 95050 (US). IKI, Jean, M., Goldschmidt [US/US]; 475 Milan Drive #107, San Jose, CA 95134 (US). MOORE, Kenneth, A. [US/US]; 151 Lanita Drive, Ben Lomond, CA 95005 (US). WILLIAMS, Christopher, D. [US/US]; 687 Pau Hana Drive, Soquel, CA 95073 (US). (74) Agents: MILLIKEN, Darren, J. et al.; Blakely, Sokoloff, Taylor & Zafman LLP, 7th floor, 12400 Wilshire Boulevard, Los Angeles, CA 90025 (US).	(81) Designated States: AE, AL, AM, AT, AU, AZ, BA, BB, BG, BR, BY, CA, CH, CN, CR, CU, CZ, DE, DK, DM, EE, ES, FI, GB, GD, GE, GH, GM, HR, HU, ID, IL, IN, IS, JP, KE, KG, KP, KR, KZ, LC, LK, LR, LS, LT, LU, LV, MA, MD, MG, MK, MN, MW, MX, NO, NZ, PL, PT, RO, RU, SD, SE, SG, SI, SK, SL, TJ, TM, TR, TT, TZ, UA, UG, US, UZ, VN, YU, ZA, ZW, ARIPO patent (GH, GM, KE, LS, MW, SD, SL, SZ, TZ, UG, ZW), Eurasian patent (AM, AZ, BY, KG, KZ, MD, RU, TJ, TM), European patent (AT, BE, CH, CY, DE, DK, ES, FI, FR, GB, GR, IE, IT, LU, MC, NL, PT, SE), OAPI patent (BF, BJ, CF, CG, CI, CM, GA, GN, GW, ML, MR, NE, SN, TD, TG). Published <i>With international search report.</i>
(21) International Application Number: PCT/US99/25563 (22) International Filing Date: 28 October 1999 (28.10.99) (30) Priority Data: 09/183,587 30 October 1998 (30.10.98) US (71) Applicant (for all designated States except US): INTEL CORPORATION [US/US]; 2200 Mission College Boulevard, Santa Clara, CA 95052 (US). (72) Inventors; and (75) Inventors/Applicants (for US only): SHAH-NAZAROFF, Anthony, A. [US/US]; 779 Hilmar Street, Santa Clara, CA 95050 (US). IKI, Jean, M., Goldschmidt [US/US]; 475 Milan Drive #107, San Jose, CA 95134 (US). MOORE, Kenneth, A. [US/US]; 151 Lanita Drive, Ben Lomond, CA 95005 (US). WILLIAMS, Christopher, D. [US/US]; 687 Pau Hana Drive, Soquel, CA 95073 (US). (74) Agents: MILLIKEN, Darren, J. et al.; Blakely, Sokoloff, Taylor & Zafman LLP, 7th floor, 12400 Wilshire Boulevard, Los Angeles, CA 90025 (US).	(81) Designated States: AE, AL, AM, AT, AU, AZ, BA, BB, BG, BR, BY, CA, CH, CN, CR, CU, CZ, DE, DK, DM, EE, ES, FI, GB, GD, GE, GH, GM, HR, HU, ID, IL, IN, IS, JP, KE, KG, KP, KR, KZ, LC, LK, LR, LS, LT, LU, LV, MA, MD, MG, MK, MN, MW, MX, NO, NZ, PL, PT, RO, RU, SD, SE, SG, SI, SK, SL, TJ, TM, TR, TT, TZ, UA, UG, US, UZ, VN, YU, ZA, ZW, ARIPO patent (GH, GM, KE, LS, MW, SD, SL, SZ, TZ, UG, ZW), Eurasian patent (AM, AZ, BY, KG, KZ, MD, RU, TJ, TM), European patent (AT, BE, CH, CY, DE, DK, ES, FI, FR, GB, GR, IE, IT, LU, MC, NL, PT, SE), OAPI patent (BF, BJ, CF, CG, CI, CM, GA, GN, GW, ML, MR, NE, SN, TD, TG). Published <i>With international search report.</i>			
(54) Title: PURCHASING UPGRADED MEDIA FEATURE FOR TRANSMISSION				
<pre> graph TD 100 --> 110 110 <--> 120 120 <--> 130 120 <--> 140 style 100 fill:none,stroke:none </pre>				
(57) Abstract <p>The present invention provides an improved method and apparatus for purchasing media feature for programming transmission. A selection is sent to a server system (140) to buy an upgraded media feature for a programming transmission. The server system (140) automatically coordinates purchasing the media feature from a programming transmission source (130). In one embodiment, an entertainment system (110) includes a user interface from which a viewer selects an upgraded media feature for a programming transmission, wherein the programming transmission with the upgraded media feature is provided to the entertainment system (110).</p>				

PURCHASING UPGRADED MEDIA FEATURE FOR TRANSMISSION

BACKGROUND OF THE INVENTIONField of the Invention

The present invention pertains to the field of programming transmission systems. More particularly, this invention relates to the art of purchasing upgraded media features for programming transmissions.

Background

In recent years, new forms of television, radio, and Internet programming transmissions, such as broadcasts, have developed. For instance, digital cable and satellite systems can provide hundreds of channels of programming with a range of quality and features available on each channel. Similarly, viewers can take part in an increasing variety of interactive events on the Internet, over cable systems, etc., such as games, market places, and chat rooms. Even with conventional antenna reception, a wide range of viewing and listening choices are available in many areas, and the introduction of digital broadcasts will increase the number of features and options available on each channel.

Many viewers may not have entertainment systems that can take full advantage of all of the media features now available and likely to become available. For instance, audio media features may include monotone, stereo, and various types of multi-channel surround sound. A viewer may not have a television with stereo or surround sound capability, in which case the additional bandwidth needed to broadcast with the higher sound quality is wasted.

Other viewers may not appreciate certain media features for certain broadcasts. For instance, a viewer may not care whether or not a news broadcast is in stereo, but the same viewer may want to watch a movie in multi-channel surround sound.

In each of these exemplary situations, viewers may wish to pay only for the media features that they can use, or they may be willing to pay more to receive certain broadcasts with higher levels of media features. Therefore, a need exists for an improved method and apparatus for purchasing media features for broadcasts.

SUMMARY OF THE INVENTION

The present invention provides an improved method and apparatus for purchasing media features for programming transmissions. A selection is sent to a server system to buy an upgraded media feature for a programming transmission. The server system automatically coordinates purchasing the media feature from a programming transmission source and providing the media feature from the programming transmission source. In one embodiment, an entertainment system includes a user interface from which a viewer selects an upgraded media feature for a programming transmission, wherein the programming transmission with the upgraded media feature is provided to the entertainment system.

Accordingly, in one aspect, the present invention provides a method comprising: receiving a selection of a programming transmission; receiving a selection to buy an upgraded media feature for a programming transmission; automatically coordinating purchase of the upgraded media feature for the programming transmission; automatically coordinating provision of the upgraded media feature for the programming transmission; wherein the automatically coordinating the purchase of the upgraded media feature comprises: billing a client for services performed by a server system; and providing billing information about the client to at least one of a plurality of programming transmission sources that provided the programming transmission.

In a further aspect, the present invention provides a method comprising: sending to a server system a selection of a programming transmission; sending a selection to the server system to buy an upgraded media feature for the programming transmission; receiving the programming transmission with the upgraded media feature; receiving a bill, said bill based at least in part on receiving the upgraded media feature; providing billing information about the bill to at least one of a plurality of programming transmission sources that provided the programming transmission.

In a still further aspect, the present invention provides a machine readable storage medium having stored thereon machine readable instructions, execution of said machine readable instructions to implement a method comprising: receiving a selection of a programming transmission; receiving a selection to buy an upgraded media feature for the programming transmission; automatically coordinating purchase of the upgraded media feature for the programming transmission; automatically coordinating provision of the upgraded media feature for the programming transmission; billing a client for services performed by a server system; and providing billing information about the client to at least one of a plurality of programming transmission sources that provided the programming transmission.

In a further aspect, the present invention provides a method comprising: receiving information regarding a plurality of different entertainment programs

and a plurality of different upgraded media features associated with each entertainment program; displaying at a user terminal a list of entertainment programs and, for each entertainment program, a plurality of different upgraded media features; transmitting an entertainment program selection together with one or more upgraded media feature selections from the displayed plurality to an entertainment program provider; receiving the selected entertainment program with the selected upgraded media features.

In a still further aspect, the present invention provides a method comprising: transmitting information regarding a plurality of different entertainment programs and a plurality of different upgraded media features associated with each entertainment program to a plurality of client systems; receiving an entertainment program selection together with one or more upgraded media feature selections from at least one of the plurality of client systems; providing the client system with access to receive the selected entertainment program with the selected upgraded media features.

In a further aspect, the present invention provides a method comprising: receiving a selection to buy an upgraded media feature for a programming transmission; automatically coordinating purchase of the upgraded media feature for the programming transmission; and automatically coordinating provision of the upgraded media feature for the programming transmission by instructing at least one of a plurality of programming transmission sources to provide the programming transmission with the upgraded media feature to a client system

that sent the selection, wherein the at least one of the plurality of programming transmission sources does one of modifies transmission of the programming transmission to the client system with the upgraded media feature and provides a token to a server system for modifying reception of the programming transmission at the client system with the upgraded media feature, wherein the server system provides the token to the client system.

In a further aspect, the present invention provides a machine readable storage medium having stored thereon machine readable instructions, execution of said machine readable instructions to implement a method comprising: receiving a selection to buy an upgraded media feature for a programming transmission; automatically coordinating purchase of the upgraded media feature for the programming transmission; and automatically coordinating provision of the upgraded media feature for the programming transmission by instructing at least one of a plurality of programming transmission sources to provide the programming transmission with the upgraded media feature to a client system that sent the selection, wherein the at least one of the plurality of programming transmission sources does one of modifies transmission of the programming transmission to the client system with the upgraded media feature and provides a token to a server system for modifying reception of the programming transmission at the client system with the upgraded media feature, wherein the server system provides the token to the client system.

In a still further aspect, the present invention provides a system for providing an upgraded media feature to a client system from a server system, the system comprising: a client system comprising: a sending unit for sending a selection to a server system to buy an upgraded media feature for a programming transmission; and a receiving unit to receive the programming transmission; a server system comprising: a receiver to receive the selection from the client system; a purchasing unit to automatically coordinate purchase of the upgraded media feature for the programming transmission by instructing at least one of a plurality of programming transmission sources to provide the programming transmission with the upgraded media feature to the client system, wherein the at least one of the plurality of programming transmission sources does one of modifies transmission of the programming transmission to the client system with the upgraded media feature and provides a token for modifying reception of the programming transmission at the client system with the upgraded media feature; and a provision unit to automatically coordinate provision of the upgraded media feature for the programming transmission and the token.

BRIEF DESCRIPTION OF THE DRAWINGS

Examples of the present invention are illustrated in the accompanying drawings. The accompanying drawings, however, do not limit the scope of the present invention. Like references in the drawings indicate similar elements.

Figure 1 illustrates one embodiment of the present invention.

Figure 2 illustrates one embodiment of one aspect of the present invention.

Figure 3 illustrates one embodiment of a second aspect of the present invention.

Figure 4 demonstrates one embodiment of the present invention.

Figure 5 illustrates one embodiment of a display provided by a user interface from which upgraded media features can be selected.

Figure 6 illustrates one embodiment of an entertainment system suitable for use with the present invention.

Figure 7 illustrates one embodiment of a computing device suitable for use with the present invention.

Figure 8 illustrates one embodiment of a computing device suitable for use with the present invention.

DETAILED DESCRIPTION

Figure 1 illustrates one embodiment of the present invention. The present invention allows viewers to purchase upgraded media features. For instance, in one embodiment, a viewer at client system 110 who has ordered a pay-per-view movie can

pay an additional fee to receive the movie at a higher video resolution and/or in digital Dolby surround sound rather than monotone audio.

Upgraded media features include, but are not limited to, a wide variety of audio, video, and interactive effects. For instance, video resolution can be upgraded. This is particularly true for digital transmissions, such as broadcasts, from a view-on-demand programming source, such as a broadcast source. A broadcast source may have the option to send multiple broadcasts over a single digital channel simultaneously. For instance, a view-on-demand broadcast source may have access to 200 channels in a particular area, and up to 20 broadcasts may be downloaded simultaneously over each channel. As the number of simultaneous broadcasts increase, the video quality of any one broadcast decreases. So, a viewer could pay more to receive a broadcast over a channel with fewer simultaneous broadcasts.

In one embodiment, a range of upgrades may be available. For instance, a default range of video resolution may be at the lowest possible resolution level, having the maximum number of simultaneous broadcasts on a single channel. A highest range may be at the maximum possible resolution, having a single broadcast on a single channel. Certain televisions, however, may not be able to take full advantage of the highest possible resolution because the televisions cannot resolve that much detail. In which case, one or more middle ranges may be created at approximately the levels of resolution that many types of televisions can display. For each incremental level of resolution, more bandwidth is needed for the broadcast, so the price of each incremental level of resolution may be higher.

Similar approaches can be contemplated and implemented for a variety of upgraded media features from a wide range of broadcast sources. As another example, a viewer may pay for upgraded access to an interactive event. For instance, a real-time three-dimensional virtual gaming environment may be accessed by hundreds of virtual competitors over a network connection such as the Internet, a cable connection, satellite communications, etc. For each competitor, processing bandwidth may be expended providing video and audio, and tracking movements and actions, etc. A gamer may purchase upgraded media features for additional video detail, audio quality, the ability

WO 00/27123

PCT/US99/25563

to speak in real time to other gamers, etc. Each incremental level of detail consumes more bandwidth and may have an incrementally higher cost.

Another possible upgraded media feature is a pay-per-record feature. For instance, digital television can be transmitted in a view-only format so that a recorded image of the transmission is impaired. In which case, a viewer may buy an upgraded media feature to receive a recordable version of the broadcast.

In the illustrated embodiment of Figure 1, as discussed in more detail below, a viewer at client system 110 selects one or more upgraded media features for a broadcast. The selection is sent to server system 140 over communications media 120. Server system 140 automatically coordinates billing for the upgraded media features, and automatically coordinates providing the upgraded media features from broadcast sources 130. Numerous client systems 110 can be coupled to one or more server systems 140. For instance, server systems 140 may be distributed by region, and a region may include thousands of client systems 110.

Communications media 120 represents a wide range of media. For instance, communications media 120 could include UHF/VHF wireless transmission, twisted pair telephone lines, fiber optic lines, coaxial cable lines such as cable television lines, satellite antenna wireless transmissions, computer network communications such as through the Internet or a wide or local area network, etc. Communications among client system 110, broadcast sources 130, and server system 140 may involve a combination of media within communications media 120. For instance, client system 110 may communicate with server system 140 over the Internet, server system 140 may communicate with broadcast sources 130 over direct telephone lines, and broadcast sources 130 may transmit to client system 110 over satellite antenna transmissions. Numerous additional combinations and alternate connections can be contemplated and used.

Broadcast sources 130 can include a wide variety of digital and analog audio, video, and interactive sources. For instance, broadcast sources 130 may include local television and radio stations received over a regular antenna, television and radio stations received over a mini-dish satellite antenna, television and radio stations received over a coaxial cable, a number of interactive web sites accessible over the

WO 00/27123

PCT/US99/25563

Internet, etc. Broadcasts can also be received from broadcast sources simultaneously. For instance, a viewer may receive an interactive broadcast, such as a game, and an audio broadcast, such as music, at the same time.

Figure 2 illustrates one embodiment of client system 110 in more detail. As discussed below with reference to Figure 6, client system 110 may be an entertainment system including numerous entertainment components. In the illustrated embodiment, the components include user interface 210, program database 220, and tuner interface 230. User interface 210 includes any of a number of output devices such as a display device and/or an audio device to provide a viewer with one or more optional upgrades and a cost for each upgrade for a given broadcast. User interface 210 also includes any of a number of input devices such as a mouse, a track ball, a key pad, a voice recognition unit, etc. The viewer can select from the one or more optional upgrades using an input device.

The user interface also communicates with server system 140, program database 220, and tuner interface 230. From program database 220, user interface 210 can retrieve optional upgrades available for each broadcast. In one embodiment, programming database 220 also includes a programming guide which lists broadcasts by time and channel. The optional upgrades for each broadcast can be listed along with the respective broadcast in the programming guide.

Programming database 220 can be updated on a regular basis. For instance new programming information can be downloaded daily or weekly from any of a number of sources and stored in programming database 220. In one embodiment, client system 110 automatically receives updated programming information from broadcast sources 130 over the Internet on a daily bases.

Tuner interface 230 can include any of a number of tuners, receivers, descramblers, etc. to interface with broadcast sources 130 over communications media 120. For instance, in one embodiment, tuner interface 230 includes a descrambler for certain pay cable channels, a UHF/VHF tuner, a digital television receiver, and a satellite television receiver.

Figure 3 illustrates one embodiment of server system 140 in more detail. Server system 140 includes processing server 310 and billing server 320. Processing server

WO 00/27123

PCT/US99/25563

310 receives a selection from client system 110 over communications media 120. The selection indicates one or more upgraded media features for a particular broadcast and a cost for each upgrade. Processing server 310 provides the cost information to billing server 320. With the upgraded media features, processing server 310 places an order to the respective broadcast source or sources among broadcast sources 130 to have the upgraded media features provided to the viewer at client system 110.

A particular broadcast source can be identified in any of a number of different ways. For instance, the selection from client system 110 may include a broadcast identifier to which the upgraded media features correspond. Then, processing server 310 may cross reference the broadcast with a particular broadcast source based on a programming guide or an index.

In one embodiment, providing the upgraded feature involves broadcasting one of a number of different versions of a broadcast over a given channel. In which case, the particular broadcast source may provide processing server 310 with a token identifying the given channel. The selection from client system 110 may also include an identifier of the client system, so that processing server 310 can provide the token to client system 110, and client system 110 can tune to the appropriate channel based on the token.

In other embodiments, providing the upgraded feature involves descrambling the upgraded media feature within a broadcast on a given channel. For instance, if a viewer buys an upgraded media feature to be able to record a digital broadcast that is normally transmitted in a view-only format, an additional part of the signal can be descrambled to make the broadcast recordable. In one embodiment, the descrambling can be performed at the broadcast source, in which case processing server 310 provides an identifier of client system 110 to the broadcast source and the broadcast source descrambles the broadcast for the identified client system 110.

In other embodiments, the descrambling, or conditional access, is done at the client system. In which case the particular broadcast source can provide a token to processing server 310. In turn, processing server 310 will provide the token to client system 110, and client system 110 will use the token to obtain the conditional access.

In certain embodiments, a viewer at client system 110 may select a blanket upgrade, so that all broadcasts are received with certain levels media features whenever the media features are available. For instance, a viewer may select a blanket upgrade to receive broadcasts in stereo. In which case, processing server 310 can store the blanket upgrade for the particular viewer and coordinate the provision of each broadcast accordingly, and, as discussed below, billing server 320 can coordinate billing the blanket upgrade accordingly.

Billing server 320 can coordinate billing for all the upgraded media features. In one embodiment, billing server 320 stores billing information for a particular client responsible for a given client system 110, and bills that client for all charges related to the particular client system 110. In alternate embodiments, billing server 320 stores client billing information for individual viewers and bills individual viewers no matter which client system 110 the particular viewer is at.

Billing server 320 can identify a client in any of a number of different ways. For instance, the selection information provided by client system 110 may include an identifier of the client system, or an identifier of the particular viewer depending on the billing scheme. The particular viewer can be identified at client system 110 in any of a number of different ways. For instance a viewer may be asked to provide a password to gain access to server system 140 from client system 110. In another example, a face recognition utility could be used to automatically identify the viewer at client system 110. Countless additional identification schemes can be contemplated and implemented.

In one embodiment, billing server 320 stores credit card information for clients and bills upgrades to the respective client accounts 330. Billing server 320 may bill a client's account for each transaction or according to a billing cycle, including several transactions in one bill. Billing server 320 may bill the entire amount directly to client accounts 330 and provide a receipt to broadcast sources 130. Then, billing server 320 may receive periodic billings from broadcast sources 130 for their share. For instance, billing server 320 may bill several thousand clients every month, but only receive one bill each month from each broadcast source for the total amount of their respective shares.

Alternately, billing server 320 may bill client accounts 330 only for the portion of the fees owed for services performed by server system 140. In which case, billing server 320 may provide billing information or client identification data to the respective broadcast sources 130 for each transaction so that the respective broadcast sources can bill the client directly.

In alternate embodiments, billing information could be provided from client system 110 for each individual transaction rather than storing the billing information at billing server 320. For instance, if client system 110 is located in a hotel, many different viewers may use the system. Rather than storing billing information for each new viewer, billing server 320 may receive the billing information along with the selection of media upgrades. That is, the user interface at client system 110 can collect credit card information along with a selection of media upgrades.

Billing server 320 may perform additional functions. For instance, billing server 320 may check a client's credit account before authorizing processing server 310 to coordinate provision of an upgraded media feature. Billing server 320 may also store a database of prices and identify a price for an upgrade based on an identifier of the broadcast and the upgrade received from client system 110. Numerous alternative functions and billings schemes can be contemplated and implemented.

In alternate embodiments, one or more components in Figures 1-3 can be combined, re-arranged, and/or deleted. Alternate embodiments may also include numerous additional components, as illustrated for one embodiment in Figure 6 below.

Figure 4 demonstrates how an upgraded media feature can be purchased using one embodiment of the present invention. In step 410, an upgraded media feature is selected from user interface 210. The selection is sent to server system 140 over communications media 120, in step 420. In step 430, processing server 310 orders the upgraded media feature from one of broadcast sources 130. Depending on how the upgraded media feature is to be provided, processing server 310 may receive a token back from the broadcast source, in step 440. In which case, processing server 310 provides the token to client system 110 so that client system 110 can receive the upgraded media feature. In step 450, billing server 320 coordinates billing the client's

WO 00/27123

PCT/US99/25563

account, and in step 460, the broadcast is received by client system 110 with the upgraded media feature.

Figure 5 illustrates one embodiment of a display provided on user interface 210. The display includes a programming list from various broadcast sources and lists of upgraded media features for each broadcast along with a cost for each feature. For instance, in the illustrated display, the client system has access to pay-per-view broadcasts from a cable broadcast source. The programming guide lists a number of available movies including "Disney's Lady and the Tramp." The base rate for the movie is \$2.50, and three show times are listed. The default media feature is view only. The viewer has the option, however, to purchase an upgraded media feature to receive a recordable version for an additional \$1.50. The viewer can also select an audio upgrade for \$0.50. Numerous additional pay-per-view broadcasts could be listed, with a variety of upgrade options for each.

The viewer also has access to view-on-demand movies from a satellite broadcast source. The first movie listed is "Titanic," and the viewer has the option to download it at any time for \$7.00. Upgrade options for "Titanic" include video quality upgrades, for instance to download the movie over a channel with fewer simultaneous broadcasts to receive higher resolution and definition, a recordable version upgrade, and an audio upgrade. Numerous additional view-on-demand broadcasts could be listed, with a variety of upgrade options for each.

The viewer also has access to a list of interactive events over the Internet. The list includes access to "Mech Warrior 3000" at a default rate of \$1.50 per hour. The viewer has the option to buy video upgrades and audio upgrades, which the viewer may or may not be interested in depending on the video and audio capabilities of his or her entertainment system. Numerous additional interactive events could be listed, with a variety of upgrade options for each.

Figure 6 is a block diagram illustrating the system components of an exemplary entertainment system comprising one embodiment of client system 110. System 600 includes television/display device 602, video recorder/playback device 606, digital video disk (DVD, also referred to as digital versatile disk) recorder/playback device 614, audio/video tuner and/or amplifier 610, audio playback/recorder device 622, and

WO 00/27123

PCT/US99/25563

compact disc (CD) player 612, all coupled to a common input/output (I/O) bus 608. It is to be appreciated that the use of the common I/O bus 608 is for ease of explanation in the diagram only, and that a number of alternative means of routing input and output signals may be beneficially employed. For example, audio input and output could be routed with an appropriate number of independent audio "patch" cables, video signals may be routed with independent coaxial cables, and control signals may be routed along a two-wire serial line, or through infrared (IR) communication signals or radio frequency (RF) communication signals. By way of further example, audio, video, and/or control signals may also be routed along one or more buses in accordance with the Universal Serial Bus Specification, Revision 1.0 (January 15, 1996), or the High Performance Serial Bus IEEE Standard 1394, IEEE std. 1394-1995, draft 8.0v3, approved December 12, 1995.

In addition, system 600 includes speaker system 616, microphone 618, video camera 620 and a wireless input/output control device 632. In one embodiment, wireless I/O control device 632 is an entertainment system remote control unit which communicates with the components of system 600 through IR signals. In another embodiment, wireless I/O control device 632 may be a wireless keyboard and/or cursor control device that communicates with the components of system 600 through IR signals or RF signals. In yet another embodiment, wireless I/O control device 632 may be an IR or RF remote control device similar in appearance to a typical entertainment system remote control with the added feature of a track-ball or other cursor control mechanism that allows a user to position a cursor on a display of system 600.

At the core of system 600 is system controller 604 incorporated with the features of the present invention, configured to control a variety of features associated with the system components. As depicted, system controller 604 is coupled to each of the system components, as necessary, through I/O bus 608. In one embodiment, in addition to or in place of I/O bus 608, system controller 604 may be configured with a wireless communications transmitter (or transceiver), which is capable of communicating with the system components via IR signals or RF signals 608'. Regardless of the control medium, system controller 604 is configured to control each

of the entertainment system components of system 600, although it is understood that each of the components may be individually controlled with wireless I/O device 632.

System controller 604 retrieves and stores entertainment programming information available from a wide variety of sources. During operation of system 600, system controller 604 dynamically configures the operating parameters of system 600 and offers additional value added features to enhance the user's enjoyment of system 600, for example as discussed above for the present invention. In one embodiment, system controller 604 may be a computer system incorporated with the teachings of the present invention, as will be discussed in further detail below with reference to Figure 7. In another embodiment, system controller 604 may be a "set-top" box endowed with the necessary processing power and incorporated with the teachings of the present invention. Regardless of the particular embodiment, system controller 604 may also be referred to as a "convergence system" designed to integrate the world of entertainment systems and computing platforms to achieve the beneficial results of the present invention among others.

Although the present invention is described in the context of the exemplary embodiments presented in the figures, those skilled in the art will appreciate that the present invention is not limited to these embodiments and may be practiced in a variety of alternate embodiments. Accordingly, the innovative features of the present invention may be practiced in a system of greater or lesser complexity than that of the system depicted in Figure 6. By way of example, devices may be added to system 600, or devices (e.g., video camera 620, microphone 618, DVD recorder/playback device 614, etc.) may be removed from system 600.

As illustrated in Figure 6, system 600 can be configured to receive audio/video programming input from a wide variety of sources. In one embodiment, system 600 receives programming input from any or all of the following sources: cable broadcast 624, satellite broadcast 626 (e.g., via a satellite dish), very high frequency (VHF) or ultra high frequency (UHF) radio frequency communication of the broadcast networks 634 (e.g., via an aerial antenna), and/or the telephone/computer network interface 628. Further, it will be appreciated by those skilled in the art that cable broadcast input 624, satellite broadcast input 626 and VHF/UHF input 634 may include analog and/or digital

WO 00/27123

PCT/US99/25563

programming such as high definition television (HDTV). Additionally, audio/video programming may be received from a CD-ROM, DVD, or other digital or analog storage device via a playback device of system 100 (e.g., DVD recorder/playback device 614). The Internet, an entertainment network, or other network may also provide audio/video programming, via, for example, interface 628.

In addition to programming input, system 600 is also configured with a number of general purpose control outputs 630 which may be configured to control any number of devices. In one embodiment, for example, as system controller 604 configures system 600 to display a movie, it may also dim the lights in the room to a predetermined level to further enhance the viewing environment. Control circuitry which allows a computing device to control, for example, lighting, thermostat settings, and other household appliances (via, for example, the electrical wiring in a house) are well known in the art and thus will not be described further.

Except for the incorporated teachings of the present invention, as discussed above, system controller 604 is intended to represent a broad category of computing devices known in the art. An example of such a computing device is a desktop computer system equipped with a high performance microprocessor(s), such as the Pentium® processor, Pentium® Pro processor, or Pentium® II processor manufactured by and commonly available from Intel Corporation of Santa Clara, California. Another example of such a computing device is an Internet "appliance" device, such as Microsoft's WebTV™ Internet Terminal available from Sony Electronics Inc. of Park Ridge, New Jersey, or Philips Consumer Electronics Company of Knoxville, Tennessee. It is to be appreciated that the housing size and design for system controller 604 may be altered, allowing it to better visually fit into system 600.

It is also to be appreciated that the several entertainment system components depicted in Figure 6 can be beneficially combined. By way of example, system controller 604 could be integrated into television/display device 602, DVD recorder/playback device 614, or audio/video tuner and amplifier 610.

Figure 7 illustrates one embodiment of a computing device suitable for system controller 604 of Figure 6. In the illustrated embodiment of Figure 7, device 700 includes processor 702 and cache memory 704 coupled to each other as shown.

WO 00/27123

PCT/US99/25563

Additionally, device 700 includes high performance input/output (I/O) bus 706 and standard I/O bus 708. Host bridge 710 couples processor 702 to high performance I/O bus 706, whereas I/O bus bridge 712 couples the two buses 706 and 708 to each other. Coupled to bus 706 are network/communication interface 724 and system memory 714. Coupled to bus 708 is mass storage 720, keyboard and pointing device 722, and I/O ports 726. Collectively, these elements are intended to represent a broad category of hardware systems, including but not limited to general purpose computer systems based on the Pentium® processor, Pentium® Pro processor, or Pentium® II processor, manufactured by Intel Corporation of Santa Clara, California.

In one embodiment, various electronic devices are also coupled to high performance I/O bus 706. As illustrated, analog tuner/digital satellite/cable devices 728, are also coupled to high performance I/O bus 706 to allow device 700 to "tune" to various programming input channels.

These elements 702 - 728 perform their conventional functions known in the art. In particular, network/communication interface 724 is used to provide communication between device 700 and any of a wide range of conventional networks, such as an Ethernet, token ring, the Internet, etc. It is to be appreciated that the circuitry of interface 724 is dependent on the type of network the device 700 is being coupled to.

Mass storage 720 is used to provide permanent storage for the data and programming instructions to implement the above described functions, whereas system memory 714 is used to provide temporary storage for the data and programming instructions when executed by processor 702. I/O ports 726 are one or more serial and/or parallel communication ports used to provide communication between additional peripheral devices which may be coupled to device 700.

It is to be appreciated that various components of device 700 may be re-arranged. For example, cache 704 may be on-chip with processor 702. Alternatively, cache 704 and processor 702 may be packaged together as a "processor module", with processor 702 being referred to as the "processor core". Furthermore, certain implementations of the present invention may not require nor include all of the above components. For example, mass storage 720, keyboard and pointing device 722, and/or network/communication interface 724 may not be included in device 700.

Additionally, the peripheral devices shown coupled to standard I/O bus 708 may be coupled to high performance I/O bus 706; in addition, in some implementations only a single bus may exist with the components of device 700 being coupled to the single bus. Furthermore, additional components may be included in device 700, such as additional processors, storage devices, busses, or memories.

In one embodiment, system controller 604 of Figure 6, as discussed above, is implemented as software routines run by device 700 of Figure 7. These software routines comprise a plurality or series of instructions to be executed by a processor in a hardware system, such as processor 702 of Figure 7. Initially, the series of instructions are stored on a storage device, such as mass storage 720. It is to be appreciated that the series of instructions can be stored using any conventional storage medium, such as a diskette, CD-ROM, magnetic tape, DVD, laser disk, ROM, Flash memory, etc. It is also to be appreciated that the series of instructions need not be stored locally, and could be received from a remote storage device, such as a server on a network, via network/communication interface 724. The instructions are copied from the storage device, such as mass storage 720, into memory 714 and then accessed and executed by processor 702. In one implementation, these software routines are written in the C++ programming language. It is to be appreciated, however, that these routines may be implemented in any of a wide variety of programming languages.

In alternate embodiments, the present invention is implemented in discrete hardware or firmware. For example, one or more application specific integrated circuits (ASICs) could be programmed with the above described functions of the present invention. By way of another example, system controller 604 could be implemented in one or more ASICs of an additional circuit board for insertion into hardware system 700 of Figure 7.

Figure 8 illustrates one embodiment of a computer system 800 suitable for server system 140. In the illustrated embodiment, computer system 800 includes processor 802 coupled to system memory 814 and I/O bus bridge 812 over high performance bus 806. I/O bus bridge 812, in turn, is coupled to client I/O module 820, broadcast source I/O module 830, and billing I/O module 840 over I/O bus 808. In alternate embodiments, one or more components of Figure 8 may be re-arranged or

combined. For instance, I/O modules 820, 830, and 840 may be combined into a single I/O module. In another embodiment, one or more additional components may be added such as additional buses, processors, memories, etc.

In the illustrated embodiment, system memory 814 provides storage for the data and programming instructions to be implemented by processor 802 to perform the above described functions of server system 140. Initially the programming instructions can be stored using any conventional storage medium, such as a diskette, a CD-ROM, magnetic tape, DVD, ROM, Flash memory, etc., and downloaded to system memory 814. It is to be appreciated that the series of programming instructions need not be stored locally, and could be received from a remote storage device such as a server on a network. From the instructions, processor 802 uses I/O modules 820, 830, and 840 to communicate with the respective entities to coordinate provision of and billing for the upgraded media features as discussed above.

In alternate embodiments, the functions of server system 110 can be implemented in discrete hardware or firmware. For example, one or more application specific integrated circuits (ASICs) could be programmed with the above described functions of server system 110. In another example, the functions could be implemented in one or more ASICs of an additional circuit board for insertion into computer system 800.

Thus, an improved method and apparatus for purchasing media features for broadcasts is described. Whereas many alterations and modifications of the present invention will be comprehended by a person skilled in the art after having read the foregoing description, it is to be understood that the particular embodiments shown and described by way of illustration are in no way intended to be considered limiting. Therefore, references to details of particular embodiments are not intended to limit the scope of the claims.

The embodiments of the invention in which an exclusive property or privilege is claimed are defined as follows:

1. A method comprising:

receiving a selection of programming transmission;

receiving a selection to buy an upgraded media feature for the programming transmission;

automatically coordinating purchase of the upgraded media feature for the programming transmission;

automatically coordinating provision of the upgraded media feature for the programming transmission;

wherein the automatically coordinating the purchase of the upgraded media feature comprises:

billing a client for services performed by a server system; and

providing billing information about the client to at least one of a plurality of programming transmission sources that provided the programming transmission.

2. The method of claim 1 wherein the receiving comprises receiving the selection from an entertainment system, and the programming transmission is provided to the entertainment system with the upgraded media feature.

3. The method of claim 1 wherein the billing is one of performed individually for each billable transaction and performed according to a billing cycle for at least one billable transaction during the billing cycle.

4. The method of claim 1 wherein the automatically coordinating the purchase of the upgraded media feature comprises:

billing a client for services performed by a server system and at least one of a plurality of programming transmission sources that provided the programming transmission; and

receiving a bill for the portion of the services performed by the at least one of the plurality of programming transmission sources at a later time.

5. The method of claim 4 wherein the billing the client and receiving the bill are one of performed individually for each billable transaction and performed according to a billing cycle for at least one transaction during the billing cycle.

6. The method of claim 1 wherein the automatically coordinating provision of the upgraded media feature comprises:

instructing at least one of a plurality of programming transmission sources to provide the programming transmission with the upgraded media feature to a client system that sent the selection, wherein the at least one of the plurality of programming transmission sources does one of modifies transmission of the

programming transmission to the client system with the upgraded media feature and provides a token to a server system for modifying reception of the programming transmission at the client system with the upgraded media feature, wherein the server system provides the token to the client system.

7. A method comprising:

sending to a server system a selection of a programming transmission;

sending a selection to the server system to buy an upgraded media feature for the programming transmission;

receiving the programming transmission with the upgraded media feature;

receiving a bill, said bill based at least in part on receiving the upgraded media feature; and

providing billing information about the bill to at least one of a plurality of programming transmission sources that provided the programming transmission.

8. The method of claim 7 wherein the receiving the bill comprises a charge to a credit account at one of the end of a billing cycle and at a time when the upgraded media feature is received.

9. The method of claim 7 wherein the programming transmission comprises at least one of a movie, a documentary, an audio production, an interactive media event, a situation comedy, a news program, and a televised sports event.

10. The method of claim 7 wherein the upgraded media feature comprises at least one of a video upgrade, an audio upgrade, a recordable version, and an increased access rate for an interactive event.

11. The method of claim 7 wherein the programming transmission is received from one of a plurality of programming transmission sources and the plurality of programming transmission sources include at least one of cable television, antenna reception, satellite reception, mini-dish satellite reception, telephone dial-up service, and Internet access.

12. A machine readable storage medium having stored thereon machine readable instructions, execution of said machine readable instructions to implement a method comprising:

receiving a selection of a programming transmission;

receiving a selection to buy an upgraded media feature for the programming transmission;

automatically coordinating purchase of the upgraded media feature for the programming transmission;

automatically coordinating provision of the upgraded media feature for the programming transmission;

billing a client for services performed by a server system; and

providing billing information about the client to at least one of a plurality of programming transmission sources that provided the programming transmission.

13. The machine readable storage medium of claim 12 wherein execution of said machine readable instructions to further implement:

billing a client for services performed by a server system and at least one of a plurality of programming transmission sources that provided the programming transmission; and

receiving a bill for the portion of the services performed by the at least one of the plurality of programming transmission sources at a later time.

14. The machine readable storage medium of claim 12 wherein execution of said machine readable instructions to further implement:

instructing at least one of a plurality of programming transmission sources to provide the programming transmission with the upgraded media feature to a client system that sent the selection, wherein the at least one of the plurality of programming transmission sources does one of modifies transmission of the programming transmission to the client system with the upgraded media feature and provides a token to a server system for modifying reception of the programming transmission at the client system with the upgraded media feature, wherein the server system provides the token to the client system.

15. A machine readable storage medium having stored thereon machine readable instructions, execution of said machine readable instructions to implement a method comprising:

 sending a selection to a server system to buy an upgraded media feature for a programming transmission;

 receiving the programming transmission with the upgraded media feature;

 receiving a bill, said bill based at least in part on receiving the upgraded media feature; and

 providing billing information about the bill to at least one of a plurality of programming transmission sources that provided the programming transmission.

16. The machine readable storage medium of claim 15 wherein the receiving the bill comprises a charge to a credit account at one of the end of a billing cycle and at a time when the upgraded media feature is received.

17. An apparatus comprising:

 a server system to receive a selection of a programming transmission, to receive a selection to buy an upgraded media feature for the programming transmission, automatically coordinate purchase of the upgraded media feature for the programming transmission, and automatically coordinate provision of the upgraded media for the programming transmission; and

wherein the server system further comprises a billing processor to coordinate the purchase of the programming transmission with the upgraded media feature, and, to bill a client for services performed by the server system and provide billing information about the client to at least one of a plurality of programming transmission sources that provided the programming transmission.

18. The apparatus of claim 17 wherein the server system comprises:

a processing server to instruct at least one of the plurality of programming transmission sources to provide the programming transmission with the upgraded media feature to a client system that sent the selection, wherein the at least one of the plurality of programming transmission sources does one of modifies transmission of the programming transmission to the client system with the upgraded media feature and provides a token to the processing server for modifying reception of the programming transmission at the client system, wherein the processing server provides the token to the client system.

19. An apparatus comprising:

a client system to send a selection of a programming transmission, to send a selection to the server system to buy an upgraded media feature for the programming transmission, said client system to receive the programming with the upgraded media feature; and

wherein the server system bills the recipient of the programming with the upgraded media feature and provides billing information about the recipient to at least one of a plurality of programming transmission sources that provided the programming transmission.

20. The apparatus of claim 19 wherein the client system comprises:

an entertainment system to display the programming transmission with the upgraded media feature; and

a user interface to provide a plurality of selection options to a user, said user interface to receive the selection from the user.

21. An apparatus comprising:

a receiver to receive a selection of a programming transmission and to receive a selection to buy an upgraded media feature for the programming transmission;

a purchasing unit to automatically coordinate purchase of the upgraded media feature for the programming transmission including billing a client for services performed by a server system and providing billing information about the client to at least one of a plurality of programming transmission sources that provided the programming transmission; and

a provision unit to automatically coordinate provision of the upgraded media feature for the programming transmission.

22. An apparatus comprising:

a sending unit to send a selection to a server system to buy a programming transmission and to buy an upgraded media feature for the programming transmission;

a receiving unit to receive the programming transmission; and

wherein a recipient of the programming transmission receives a bill, said bill based at least in part on receiving the upgraded media feature, and billing information about the bill is provided to at least one of a plurality of programming transmission sources that provided the programming transmission.

23. A method comprising:

receiving a selection to buy an upgraded media feature for a programming transmission;

automatically coordinating purchase of the upgraded media feature for the programming transmission; and

automatically coordinating provision of the upgraded media feature for the programming transmission by instructing at least one of a plurality of programming transmission sources to provide the programming transmission with the upgraded media feature to a client system that sent the selection, wherein the at least one of the plurality of programming transmission sources does one of modifies transmission of the programming transmission to the client

system with the upgraded media feature and provides a token to a server system for modifying reception of the programming transmission at the client system with the upgraded media feature, wherein the server system provides the token to the client system.

24. The method of claim 23 wherein the receiving comprises receiving the selection from an entertainment system, and the programming transmission is provided to the entertainment system with the upgraded media feature.

25. The method of claim 23 wherein the automatically coordinating the purchase of the upgraded media feature comprises:

billing a client for services performed by the server system; and
providing billing information about the client to at least one of a plurality of programming transmission sources that provided the programming transmission.

26. The method of claim 25 wherein the billing is one of performed individually for each billable transaction and performed according to a billing cycle for at least one billable transaction during the billing cycle.

27. The method of claim 23 wherein the automatically coordinating the purchase of the upgraded media feature comprises:

billing a client for services performed by the server system and at least one of a plurality of programming transmission sources that provided the programming transmission; and

receiving a bill for the portion of the services performed by the at least one of the plurality of programming transmission sources at a later time.

28. The method of claim 27 wherein the billing the client and receiving the bill are one of performed individually for each billable transaction and performed according to a billing cycle for at least one transaction during the billing cycle.

29. The method of claim 27 wherein the receiving the bill comprises a charge to a credit account at one of the end of a billing cycle and at a time when the upgraded media feature is received.

30. The method of claim 23 wherein the programming transmission comprises at least one of a movie, a documentary, an audio production, an interactive media event, a situation comedy, a news program, and a televised sports event.

31. The method of claim 23 wherein the upgraded media feature comprises at least one of a video upgrade, an audio upgrade, a recordable version, and an increased access rate for an interactive event.

32. The method of claim 23 wherein the programming transmission is received from one of a plurality of programming transmission sources and the plurality of programming transmission sources include at least one of cable television, antenna reception, satellite reception, mini-dish satellite reception, telephone dial-up service, and Internet access.

33. A machine readable storage medium having stored thereon machine readable instructions, execution of said machine readable instructions to implement a method comprising:

receiving a selection to buy an upgraded media feature for a programming transmission;

automatically coordinating purchase of the upgraded media feature for the programming transmission; and

automatically coordinating provision of the upgraded media feature for the programming transmission by instructing at least one of a plurality of programming transmission sources to provide the programming transmission with the upgraded media feature to a client system that sent the selection, wherein the at least one of the plurality of programming transmission sources does one of modifies transmission of the programming transmission to the client system with the upgraded media feature and provides a token to a server system for modifying reception of the programming transmission at the client system with the upgraded media feature, wherein the server system provides the token to

the client system.

34. The machine readable storage medium of claim 33 wherein execution of said machine readable instructions to further implement:

billing a client for services performed by the server system; and

providing billing information about the client to at least one of a plurality of programming transmission sources that provided the programming transmission.

35. The machine readable storage medium of claim 34 wherein execution of said machine readable instructions to further implement the billing as one of performed individually for each billable transaction and performed according to a billing cycle for at least one billable transaction during the billing cycle.

36. The machine readable storage medium of claim 33 wherein execution of said machine readable instructions to further implement:

billing a client for services performed by the server system and at least one of a plurality of programming transmission sources that provided the programming transmission; and

receiving a bill for the portion of the services performed by the at least one of the plurality of programming transmission sources at a later time.

37. The machine readable storage medium of claim 36 wherein execution of said machine readable instructions to further implement the billing the client and receiving the bill as one of performed individually for each billable transaction and performed according to a billing cycle for at least one transaction during the billing cycle.

38. An apparatus comprising:

a server system to receive a selection to buy an upgraded media feature for a programming transmission, automatically coordinate purchase of the upgraded media feature for the programming transmission, and automatically coordinate provision of the upgraded media feature for the programming transmission

the server system comprising:

a processing server to instruct at least one of a plurality of programming transmission sources to provide the programming transmission with the upgraded media feature to a client system that sent the selection, wherein the at least one of the plurality of programming transmission sources does one of modifies transmission of the programming transmission to the client system with the upgraded media feature and provides a token to the processing server for modifying reception of the programming transmission at the client system, wherein the processing server provides the token to the client system; and a billing processor to coordinate the purchase of the programming transmission

with the upgraded media feature.

39. An apparatus comprising:

a receiver to receive a selection from a client system to buy an upgraded media feature for a programming transmission;

a purchasing unit to automatically coordinate purchase of the upgraded media feature for the programming transmission by instructing at least one of a plurality of programming transmission sources to provide the programming transmission with the upgraded media feature to the client system, wherein the at least one of the plurality of programming transmission sources does one of modifies transmission of the programming transmission to the client system with the ungraded media feature and provides a token for modifying reception of the programming transmission at the client system with the upgraded media feature; and

a provision unit to automatically coordinate provision of the upgraded media feature for the programming transmission and the token.

40. The apparatus of claim 39 wherein the purchasing unit further bills a client for services performed by the provision unit and provides billing information about the client to the at least one of a plurality of programming transmission sources that provided the programming transmission.

41. An apparatus comprising:

means for receiving a selection to buy an upgraded media feature for a programming transmission;

means for automatically coordinating purchase of the upgraded media feature for the programming transmission; and

means for automatically coordinating provision of the upgraded media feature for the programming transmission by instructing at least one of a plurality of programming transmission sources to provide the programming transmission with the upgraded media feature to a client system that sent the selection, wherein the at least one of the plurality of programming transmission sources does one of modifies transmission of the programming transmission to the client system with the upgraded media feature and provides a token to the server system for modifying reception of the programming transmission at the client system with the upgraded media feature, wherein the server system provides the token to the client system.

42. The apparatus of claim 41 wherein the means for receiving comprises means for receiving the selection from an entertainment system, and the programming transmission is provided to the entertainment system with the upgraded media feature.

43. The apparatus of claim 41 wherein the means for automatically

coordinating the purchase of the upgraded media feature comprises:

means for billing a client for services performed by the server system; and

means for providing billing information about the client to at least one of a plurality of programming transmission sources that provided the programming transmission.

44. The apparatus of claim 43 wherein the means for billing comprises one of means for individually billing each billable transaction and means for billing according to a billing cycle for at least one billable transaction during the billing cycle.

45. The apparatus of claim 41 wherein the means for automatically coordinating the purchase of the upgraded media feature comprises:

means for billing a client for services performed by the server system and at least one of a plurality of programming transmission sources that provided the programming transmission; and

means for receiving a bill for the portion of the services performed by the at least one of the plurality of programming transmission sources at a later time.

46. The apparatus of claim 41 wherein the upgraded media feature comprises at least one of a video upgrade, an audio upgrade, a recordable version, and an increased access rate for an interactive event.

47. The apparatus of claim 41 wherein the programming transmission is received from one of a plurality of programming transmission sources and the plurality of programming transmission sources include at least one of cable television, antenna reception, satellite reception, mini-dish satellite reception, telephone dial-up service, and Internet access.

48. A system for providing an upgraded media feature to a client system from a server system, the system comprising:

a client system comprising:

a sending unit for sending a selection to a server system to buy an

upgraded media feature for a programming transmission; and

a receiving unit to receive the programming transmission;

a server system comprising:

a receiver to receive the selection from the client system;

a purchasing unit to automatically coordinate purchase of the upgraded media feature for the programming transmission by instructing at least one of a plurality of programming transmission sources to provide the programming transmission with the upgraded media feature to the client system, wherein the at least one of the plurality of programming transmission sources does one of modifies transmission of the programming transmission to the client system with the upgraded media feature and provides a token for modifying reception of the

programming transmission at the client system with the upgraded media feature;

and

a provision unit to automatically coordinate provision of the upgraded media feature for the programming transmission and the token.

49. The system of claim 48 wherein the purchasing unit further bills a client for services performed by the provision unit and provides billing information about the client to the at least one of a plurality of programming transmission sources that provided the programming transmission.

1/7

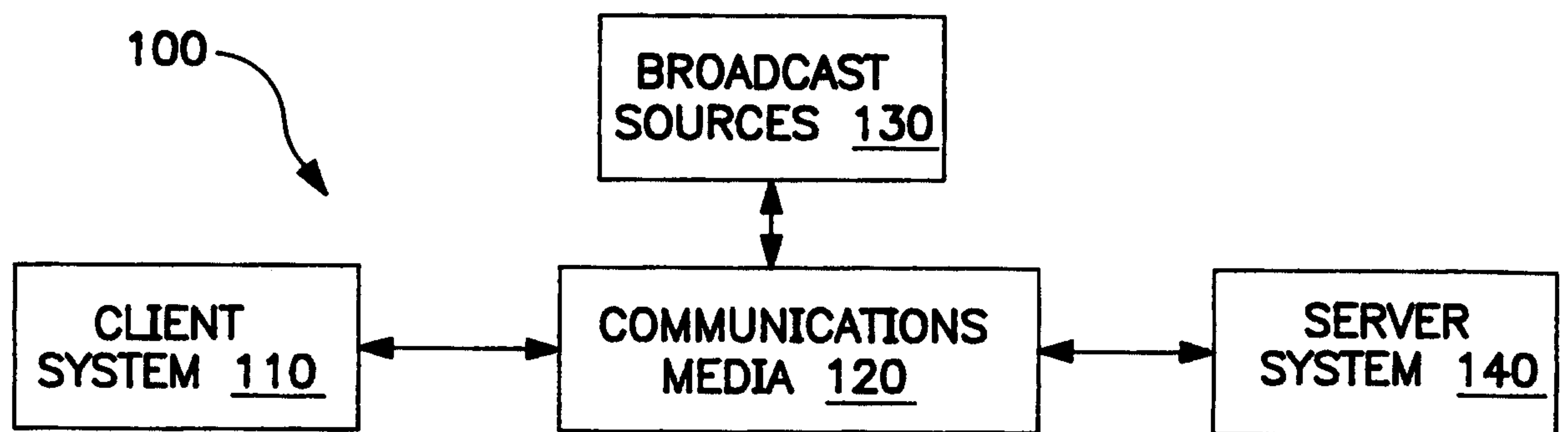


FIG. 1

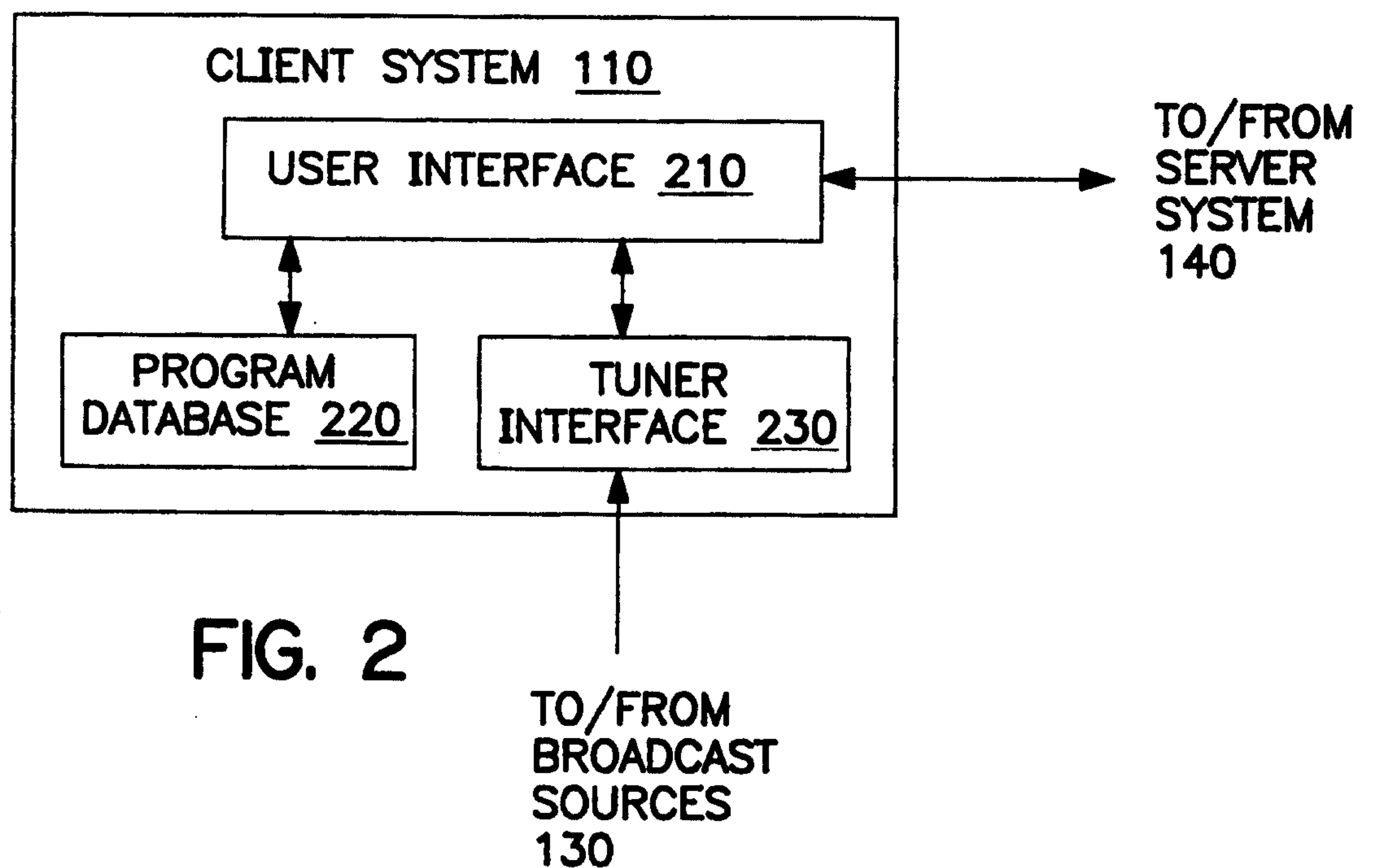


FIG. 2

2 / 7

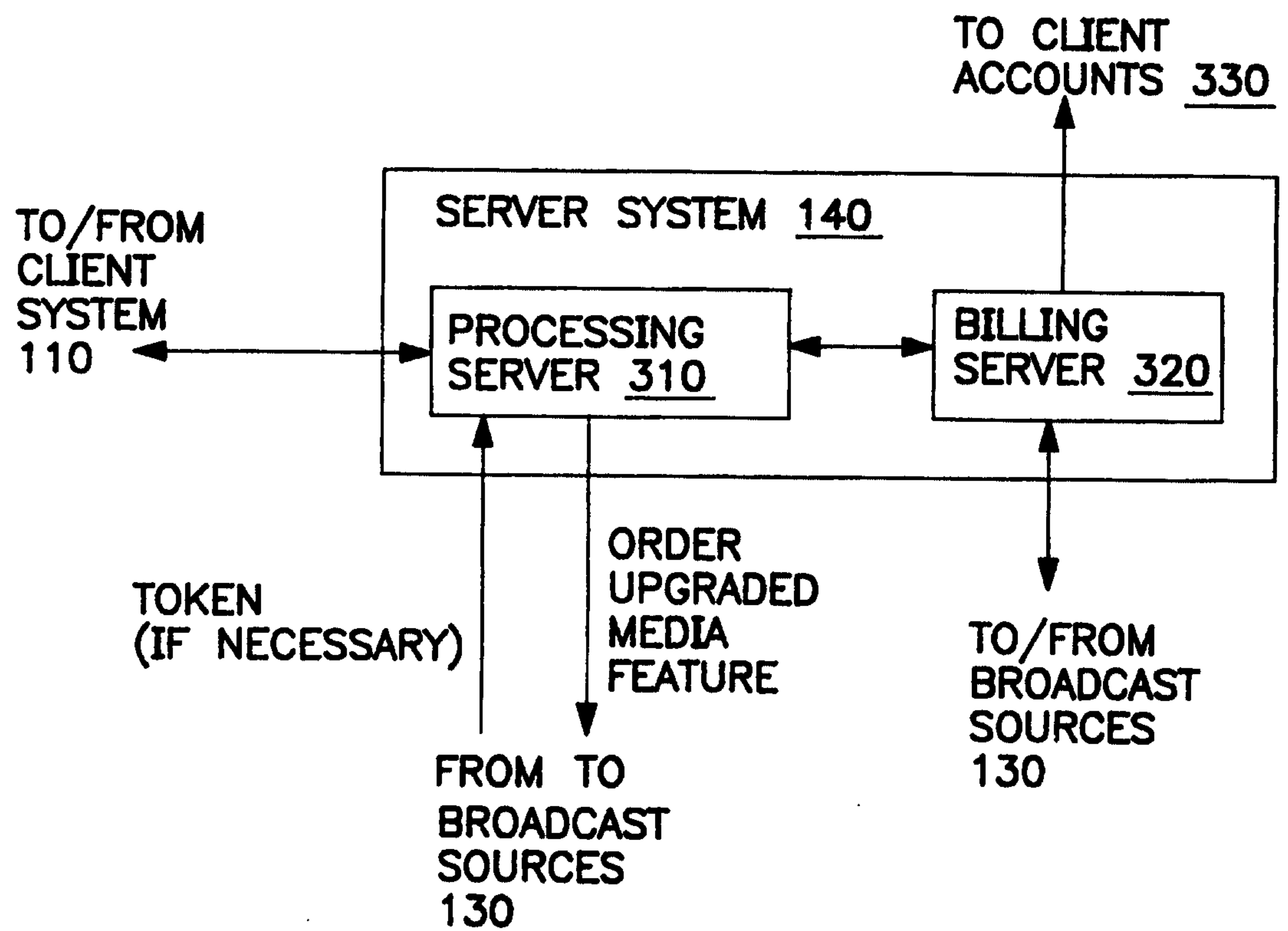


FIG. 3

3/7

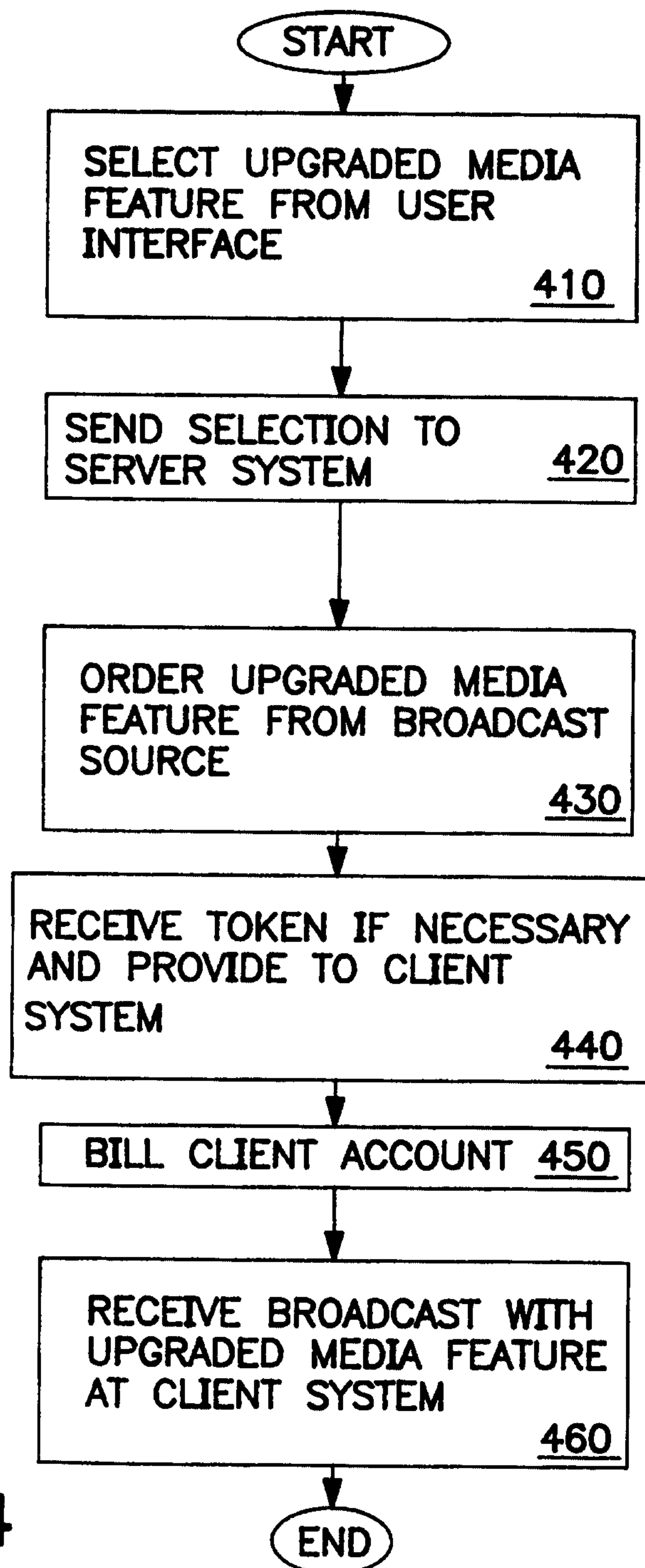


FIG. 4

5
F/G

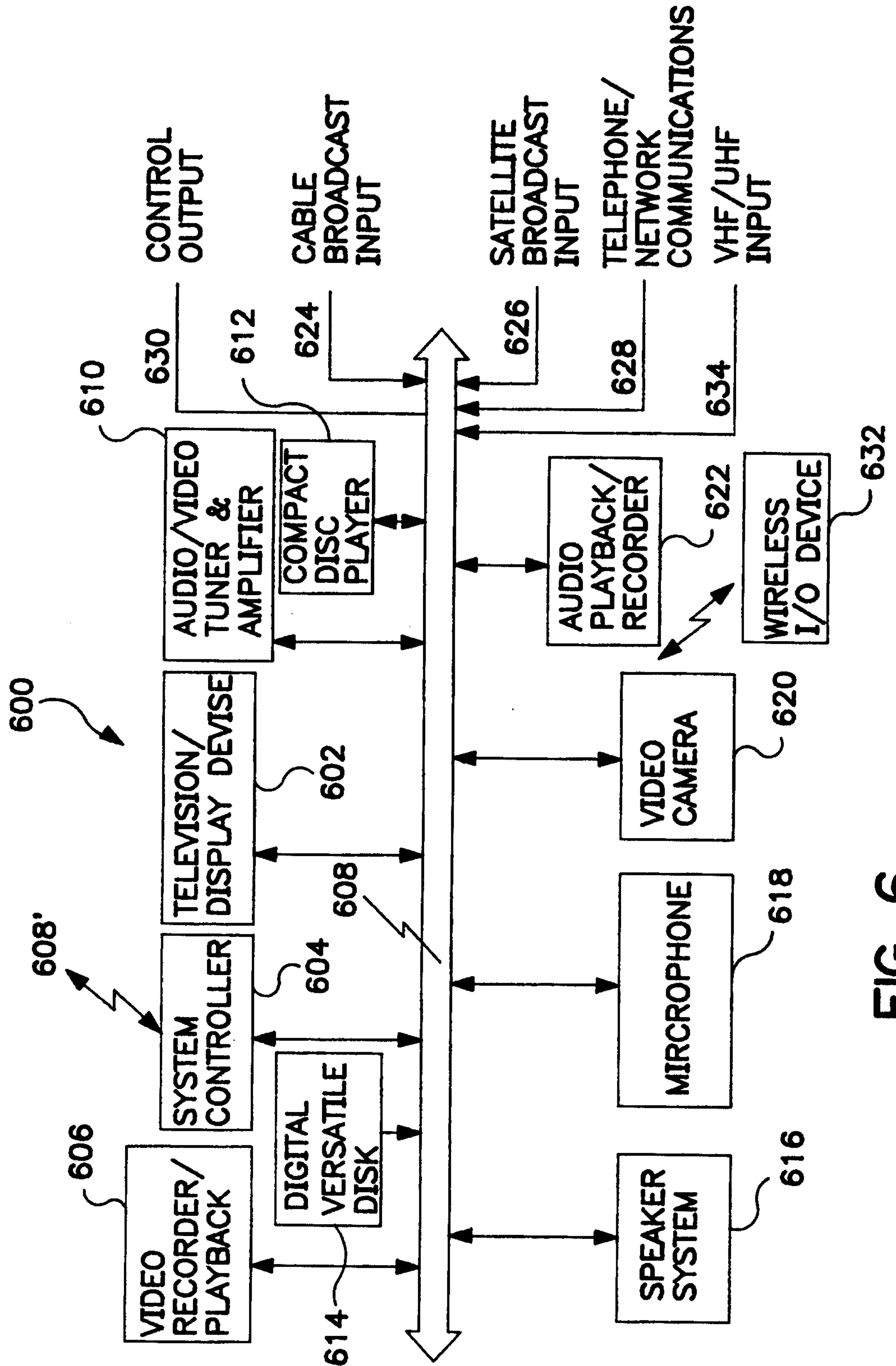


FIG. 6

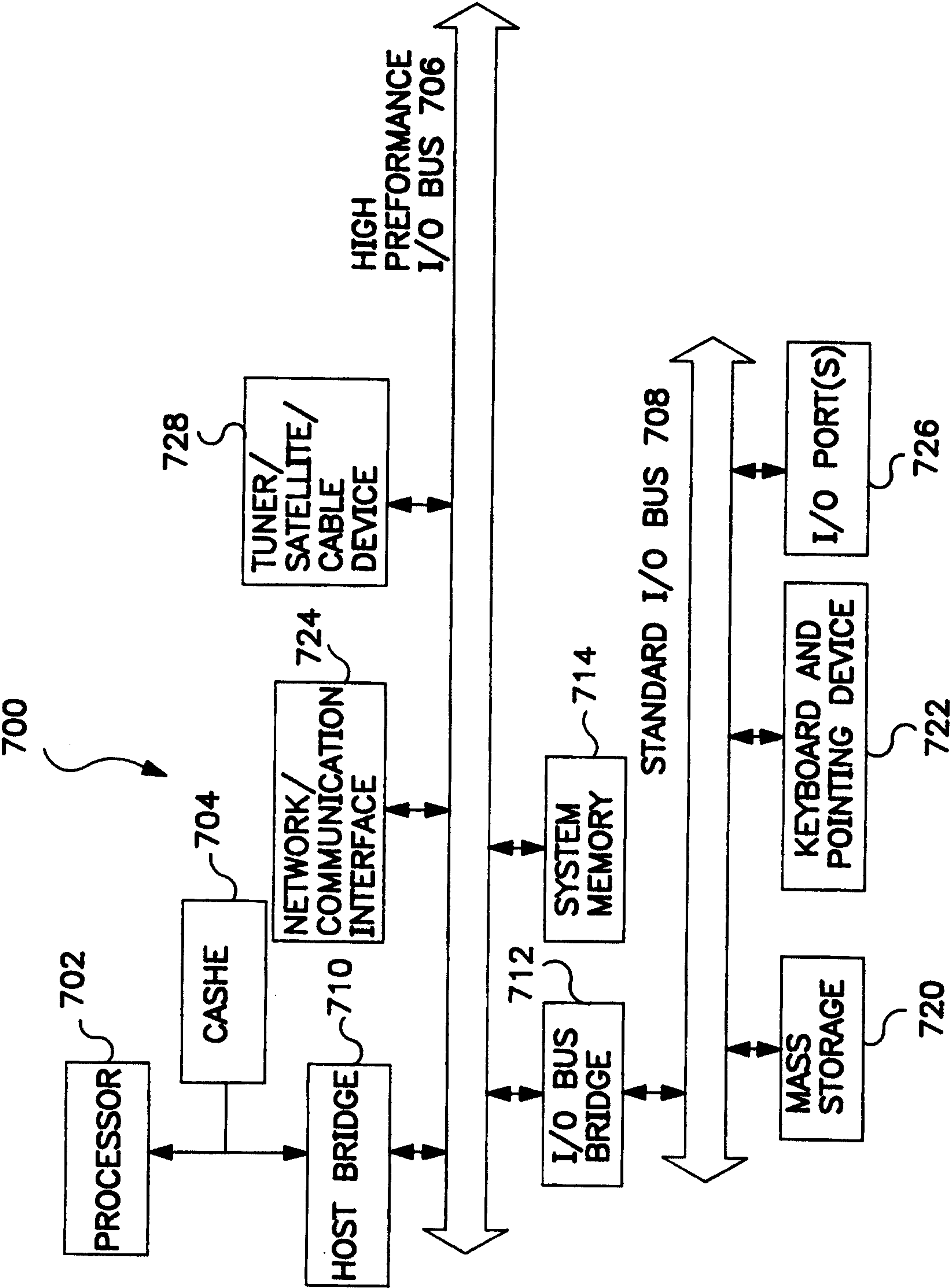


FIG. 7

7/7

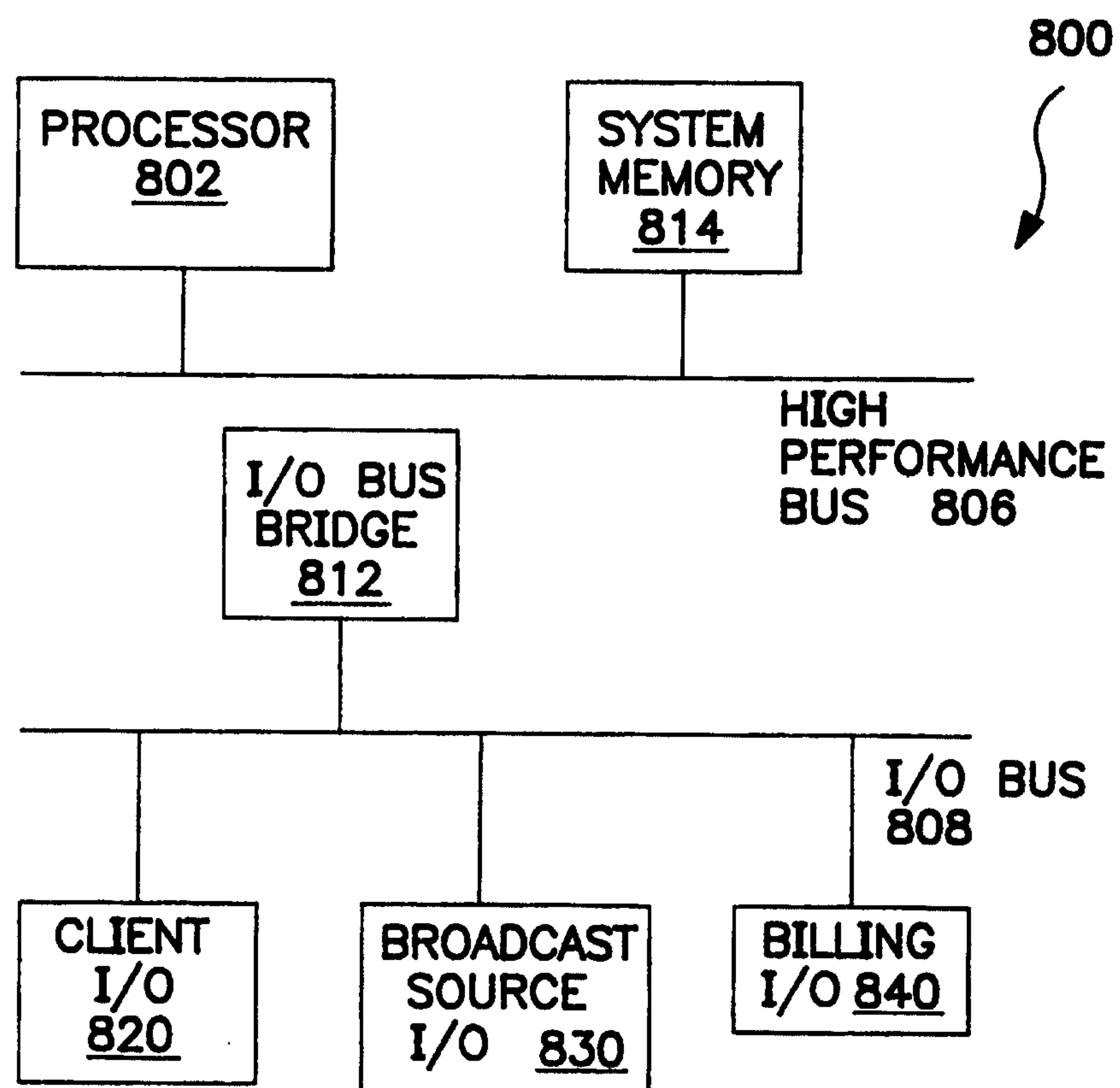


FIG. 8

START

```
graph TD; START([START]) --> 410[SELECT UPGRADED MEDIA FEATURE FROM USER INTERFACE 410]; 410 --> 420[SEND SELECTION TO SERVER SYSTEM 420]; 420 --> 430[ORDER UPGRADED MEDIA FEATURE FROM BROADCAST SOURCE 430]; 430 --> 440[RECEIVE TOKEN IF NECESSARY AND PROVIDE TO CLIENT SYSTEM 440]; 440 --> 450[BILL CLIENT ACCOUNT 450]; 450 --> 460[RECEIVE BROADCAST WITH UPGRADED MEDIA FEATURE AT CLIENT SYSTEM 460]; 460 --> END([END]);
```

**SELECT UPGRADED MEDIA
FEATURE FROM USER
INTERFACE**

410

**SEND SELECTION TO
SERVER SYSTEM**

420

**ORDER UPGRADED MEDIA
FEATURE FROM BROADCAST
SOURCE**

430

**RECEIVE TOKEN IF NECESSARY
AND PROVIDE TO CLIENT
SYSTEM**

440

BILL CLIENT ACCOUNT

450

**RECEIVE BROADCAST WITH
UPGRADED MEDIA FEATURE
AT CLIENT SYSTEM**

460

END