



US00D795490S

(12) **United States Design Patent**
Chen

(10) **Patent No.:** **US D795,490 S**

(45) **Date of Patent:** **** Aug. 22, 2017**

(54) **LED LAMP**

(71) Applicant: **CE Lighting Ltd.**, Shenzhen (CN)

(72) Inventor: **Gang Chen**, Shenzhen (CN)

(73) Assignee: **CE LIGHTING LTD.**, Shenzhen (CN)

(**) Term: **15 Years**

(21) Appl. No.: **29/556,948**

(22) Filed: **Mar. 4, 2016**

(30) **Foreign Application Priority Data**

Nov. 12, 2015 (CN) 2015 3 0450809

(51) **LOC (10) Cl.** **26-03**

(52) **U.S. Cl.**
USPC **D26/110**

(58) **Field of Classification Search**

USPC D26/24, 93, 95, 104, 106, 110, 112, 105

CPC F21S 6/00; F21S 6/002; F21S 6/004; F21S
6/008; F21S 8/08; F21V 21/00; F21V
21/02; F21W 2131/30

See application file for complete search history.

(56) **References Cited**

U.S. PATENT DOCUMENTS

D172,656 S * 7/1954 Borowitz D26/110

D174,597 S * 4/1955 Rosenthal D26/105
D175,587 S * 9/1955 Clemens D26/110
D187,194 S * 2/1960 Jacobs D26/112
D280,444 S * 9/1985 Boss D26/110
D368,149 S * 3/1996 Yu D26/105

* cited by examiner

Primary Examiner — Brian N Vinson

(74) *Attorney, Agent, or Firm* — Leason Ellis LLP.

(57) **CLAIM**

The ornamental design for an LED lamp, as shown and described.

DESCRIPTION

FIG. 1 is a front elevational view of an LED lamp showing my new design;

FIG. 2 is a rear side elevational view thereof;

FIG. 3 is a left side elevational view thereof;

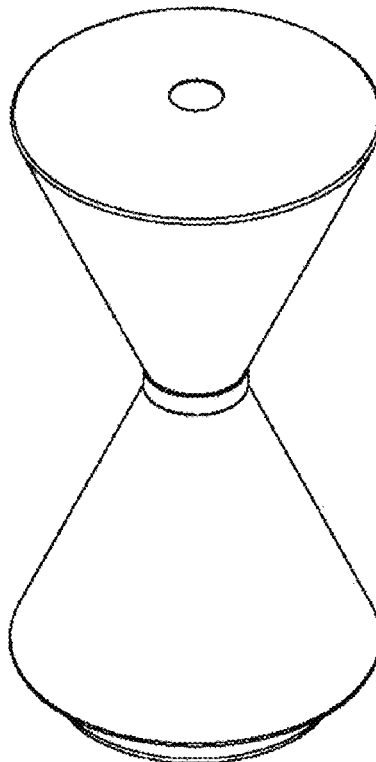
FIG. 4 is a right side elevational view thereof;

FIG. 5 is a top plan view thereof;

FIG. 6 is a bottom plan view thereof; and,

FIG. 7 is a top perspective thereof.

1 Claim, 7 Drawing Sheets



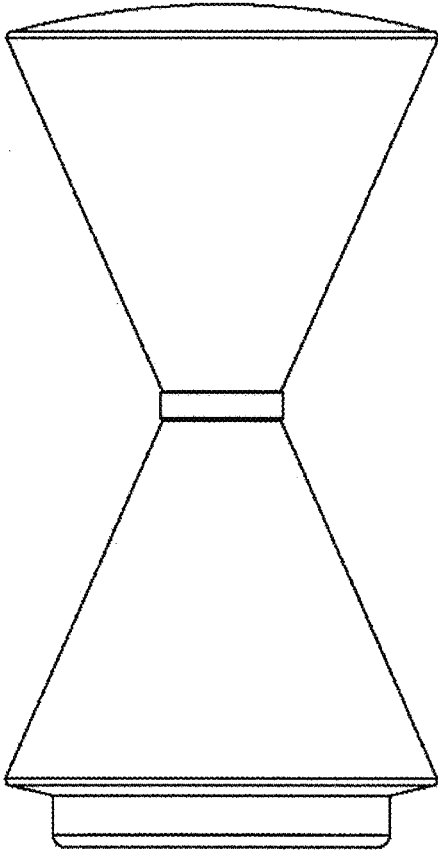


FIG. 1

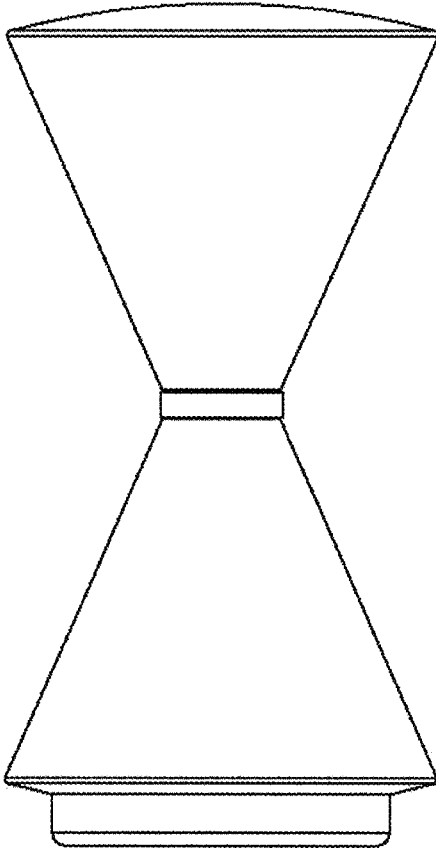


FIG. 2

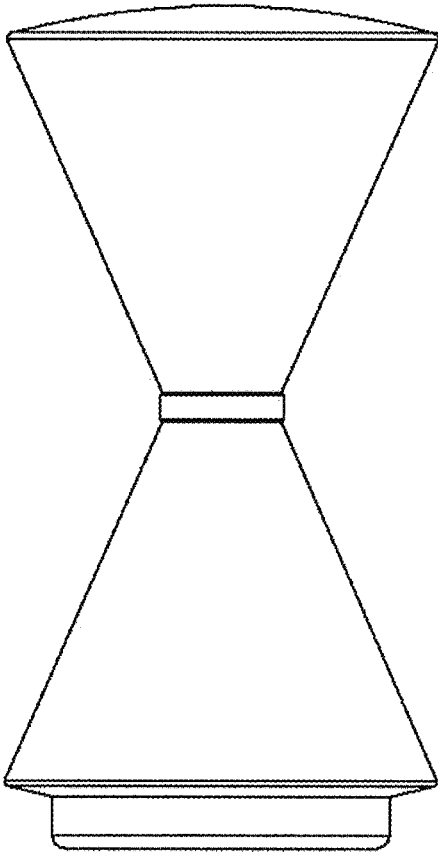


FIG. 3

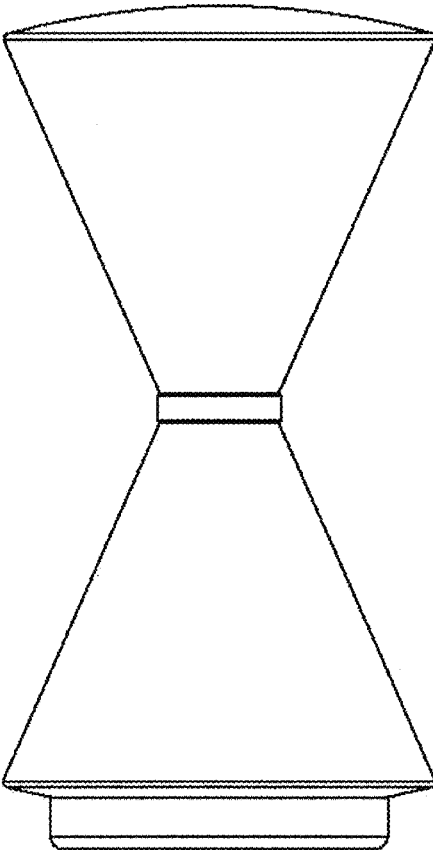


FIG. 4

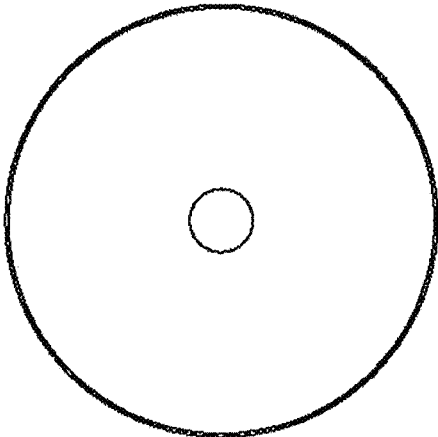


FIG. 5

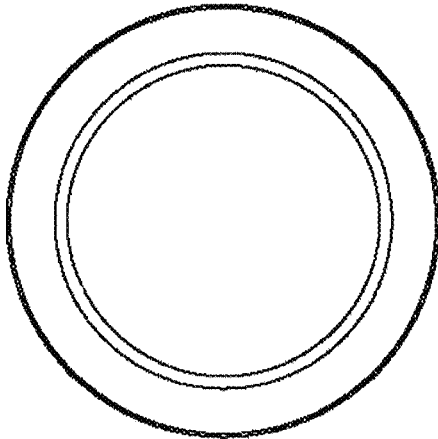


FIG. 6

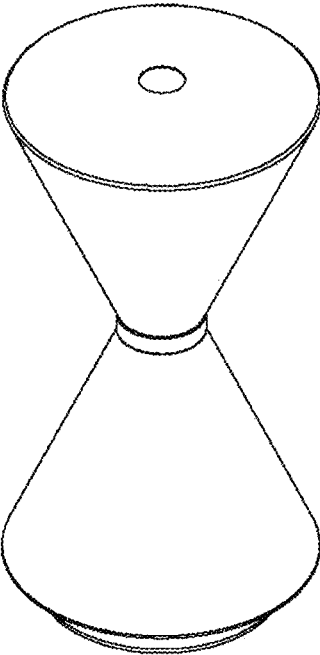


FIG. 7