

J.C. HALL
 Assignor to **Self and**
A.C. RICHARDS.
Convertible Lounge
and Bed.

112031

PATENTED FEB 21 1871

Fig. 1.

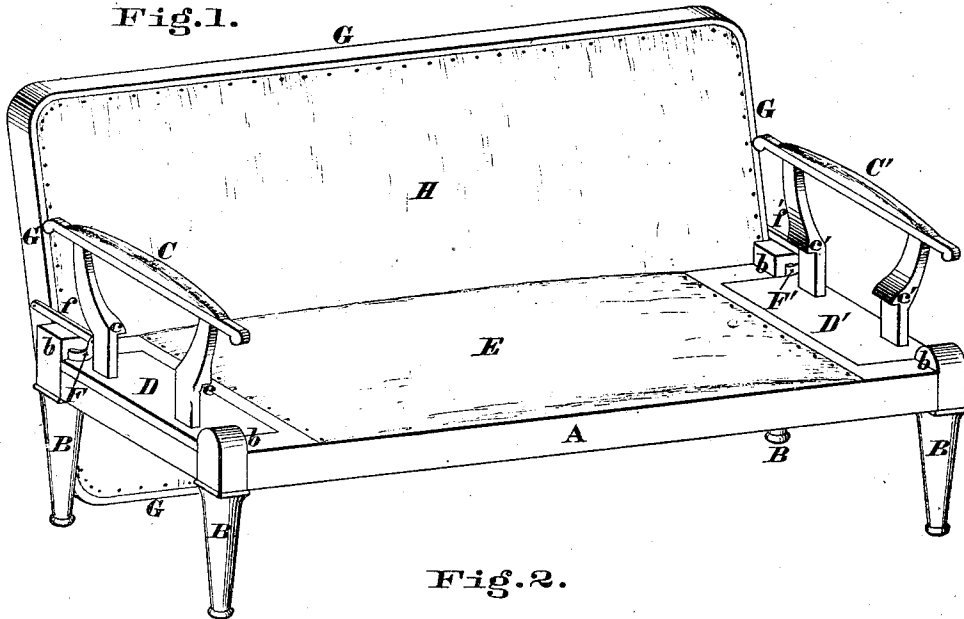


Fig. 2.

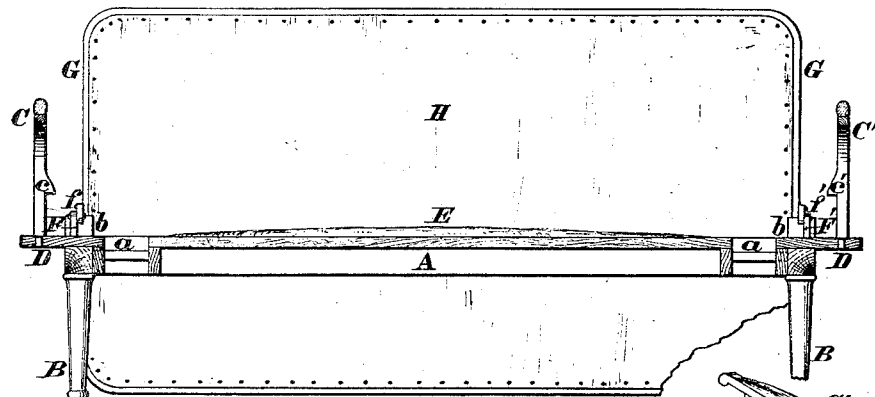
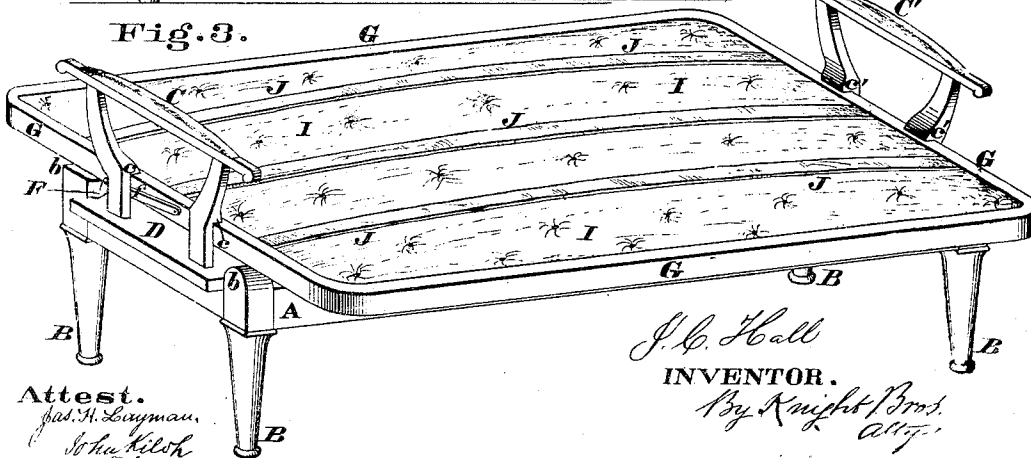


Fig. 3.



Attest.
 Jas. H. Suyman,
 John Kiloh

J. C. Hall
 INVENTOR.
By Knight Bros.
 1871

United States Patent Office.

JOHN C. HALL, OF CINCINNATI, OHIO, ASSIGNOR TO HIMSELF AND ALLEN C. RICHARDS, OF SAME PLACE.

Letters Patent No. 112,031, dated February 21, 1871.

IMPROVEMENT IN LOUNGES AND BEDS.

The Schedule referred to in these Letters Patent and making part of the same.

I, JOHN C. HALL, of Cincinnati, Hamilton county, Ohio, have invented a new and useful "Convertible Lounge and Bed," of which the following is a specification.

Nature and Objects of the Invention.

This invention relates to an article of household furniture which is capable of being readily converted from a lounge into a bed, or *vice versa*.

General Description with Reference to the Accompanying Drawing.

Figure 1 is a perspective view of a convertible lounge and bed embodying my improvements, it being represented in condition for use as a lounge.

Figure 2 is a longitudinal section of the same with the arms at each end of the lounge drawn out.

Figure 3 is a perspective view, showing the article in condition for use as a bed.

The lounge proper consists essentially of a frame, A, legs B, and arms C C', which latter, instead of being rigidly attached to said frame, are secured to sliding boards D D', that are capable of a longitudinal movement with reference to the lounge.

The boards D D' are confined to a proper path, and any accidental displacement of them prevented by the cleats a, which are secured to the inner sides of frame A.

The legs B project above the frame A, as shown at B, for a purpose which will hereafter be described.

The frame A is furnished with a seat, E, which may be composed of any suitable material.

Secured to the rear posts of the lounge are curved bars F F', to which are attached one of the ends of links f f', whose other ends are pivoted to the frame G of the bed.

The frame G has on its front a cushion, H, which serves as a back to the lounge, and the rear of said frame is furnished with a mattress, I, that is retained in its position by straps or slats J.

In using this article of furniture as a lounge the frame G is thrown back to the position shown in fig. 1, and maintained in such position by the arms C C', whose inner ends bear against said frame.

Whenever it is desired to convert it into a bed the arms C C' are drawn out as shown in fig. 2, and the bed-frame G with its accessories turned down to a

horizontal position. After this has been accomplished the arms C C' are drawn toward each other until their shoulders c c' engage over the upper edge of frame G, which act effectually secures the bed in its proper horizontal position, as seen in fig. 3.

When used as a bed the bottom edge of frame G rests upon the projections b of legs B, and thereby prevents the back H coming in contact with the seat E.

The links f f' should be of such a length and so united to frame G as to insure it projecting an equal distance beyond the sides of the lounge whenever said frame is brought to the position shown in fig. 3.

It will be seen that the mattress I is completely hidden from view when the frame G is in the position shown in fig. 1.

Bed-clothes may be tucked away between the mattress I and straps J.

The shoulders c c' may be omitted, and the bed maintained in its horizontal position by pins or springs passing through apertures in the arms of the lounge.

A drawer may be placed beneath the frame A for the purpose of containing bed-clothes, &c.

Claims.

I claim as my invention—

1. A convertible lounge and bed, consisting of the devices A, B, and G, of which the device G is hinged to A and is erect or nearly so when the article is used as a lounge, and is capable of being turned down to a horizontal or nearly horizontal position when employed as a bed, substantially as described.

2. A convertible lounge and bed, consisting of the frame A, legs B b, and hinged bed-frame G, which latter is capable of being maintained in its turned-down position by the sliding arms C C' of the lounge, substantially as herein explained.

3. The combination of the frame A, legs B b, sliding arms C C', boards D D', bars F F', links f f', and hinged bed-frame G, for the purpose described.

In testimony of which invention I hereunto set my hand.

JOHN C. HALL.

Witnesses:

GEO. H. KNIGHT,
JAMES H. LAYMAN.