



US00D749031S

(12) **United States Design Patent**  
**Zhao**

(10) **Patent No.:** **US D749,031 S**

(45) **Date of Patent:** **\*\* Feb. 9, 2016**

- (54) **AUTOMOBILE WHEEL**
- (71) Applicant: **WAH HUNG GROUP INC.**, Monterey Park, CA (US)
- (72) Inventor: **John Zhao**, Monterey Park, CA (US)
- (73) Assignee: **WAH HUNG GROUP INC.**, Monterey Park, CA (US)
- (\*\*) Term: **14 Years**

|              |        |            |       |         |
|--------------|--------|------------|-------|---------|
| D637,947 S * | 5/2011 | Zhao       | ..... | D12/211 |
| D643,794 S * | 8/2011 | Elmitt     | ..... | D12/211 |
| D657,299 S * | 4/2012 | Lee        | ..... | D12/211 |
| D680,487 S * | 4/2013 | Zhao       | ..... | D12/211 |
| D681,541 S * | 5/2013 | Kern       | ..... | D12/211 |
| D683,687 S * | 6/2013 | Alfonso    | ..... | D12/211 |
| D685,310 S * | 7/2013 | Alfonso    | ..... | D12/211 |
| D685,311 S * | 7/2013 | Alfonso    | ..... | D12/211 |
| D688,189 S * | 8/2013 | Alfonso    | ..... | D12/211 |
| D702,613 S * | 4/2014 | Scheinutte | ..... | D12/211 |
| D706,698 S * | 6/2014 | Zhao       | ..... | D12/211 |
| D725,019 S * | 3/2015 | Kim        | ..... | D12/211 |

- (21) Appl. No.: **29/506,451**
- (22) Filed: **Oct. 15, 2014**
- (51) **LOC (10) Cl.** ..... **12-16**
- (52) **U.S. Cl.**  
USPC ..... **D12/211**
- (58) **Field of Classification Search**  
USPC ..... D12/204–213  
CPC ..... B60B 7/00; B60B 7/02; B60B 7/04;  
B60B 7/01; B60B 7/06; B60B 3/02; B60B 3/04; B60B 3/06; B60B 3/10; B60B 1/00;  
B60B 1/08; B60B 1/10; B60B 1/12  
See application file for complete search history.

**OTHER PUBLICATIONS**

Search Results for IN/ernie AND IN/alfonso on Dec. 21, 2014.  
Search results of IN/john AND TTL/wheel AND IN/zhao on Dec. 19, 2014.

\* cited by examiner

*Primary Examiner* — Stacia Cadmus  
(74) *Attorney, Agent, or Firm* — Payam Moradian

(57) **CLAIM**

I claim the ornamental design for an automobile wheel, as shown and described.

**DESCRIPTION**

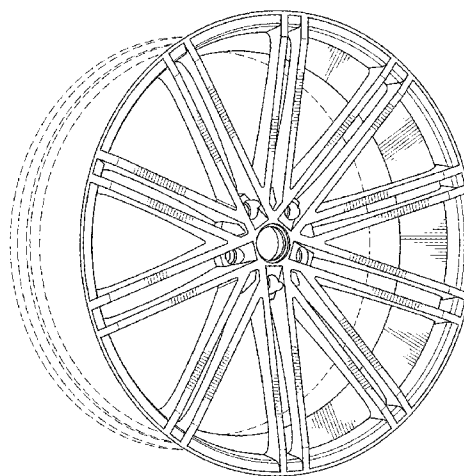

FIG. 1 is a front elevational view of an automobile wheel; and, FIG. 2 is a perspective view thereof. The broken line showing of the rear portion of the rim is included for the purpose of illustrating environment and forms no part of the claimed design.

**1 Claim, 2 Drawing Sheets**

(56) **References Cited**

**U.S. PATENT DOCUMENTS**

|              |        |      |       |         |
|--------------|--------|------|-------|---------|
| D615,917 S * | 5/2010 | Zhao | ..... | D12/211 |
| D617,250 S * | 6/2010 | Zhao | ..... | D12/211 |
| D617,718 S * | 6/2010 | Zhao | ..... | D12/211 |
| D620,874 S * | 8/2010 | Zhao | ..... | D12/211 |




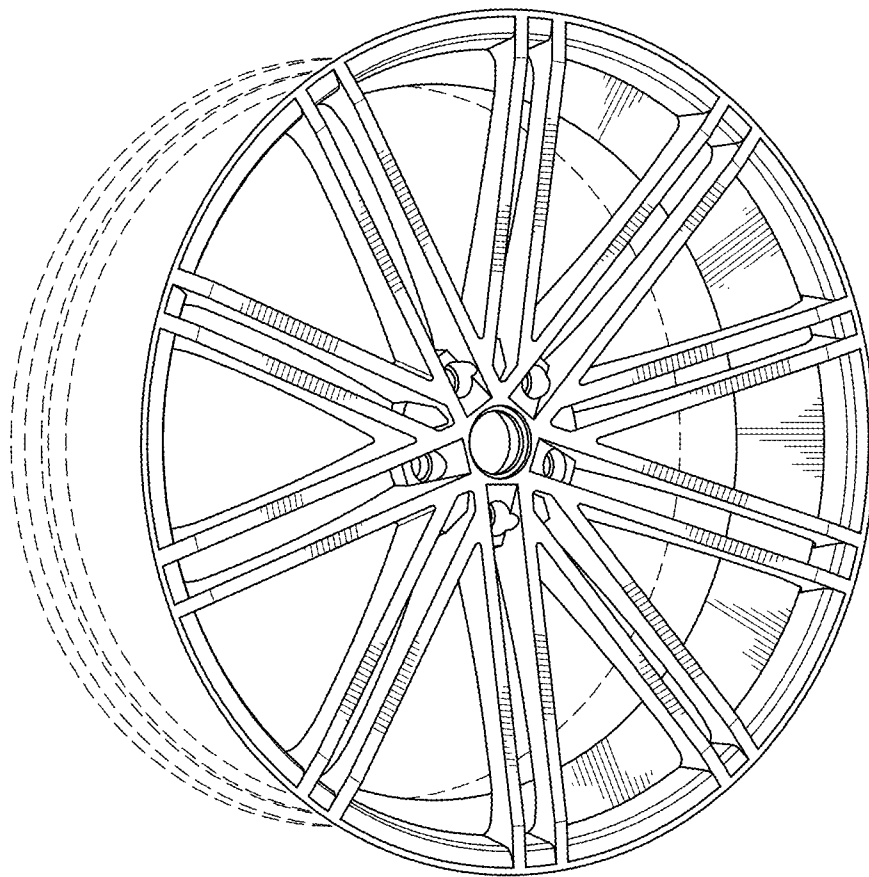


FIG. 1



*FIG. 2*