



US00D347375S

# United States Patent [19]

[11] Patent Number: **Des. 347,375**

**Sakai**

[45] Date of Patent: **\*\* May 31, 1994**

[54] **KNIFE**

[75] Inventor: **Kimiyuki Sakai, Seki, Japan**

[73] Assignee: **Gerber, Sakai, Gifu, Japan**

[\*\*] Term: **14 Years**

[21] Appl. No.: **805**

[22] Filed: **Oct. 26, 1992**

[52] U.S. Cl. .... **D8/99; D22/118**

[58] Field of Search ..... **D8/98, 99; 30/156, 157, 30/160, 161, 154, 155; D22/118**

### [56] **References Cited**

#### **U.S. PATENT DOCUMENTS**

D. 280,287	8/1985	Collins	.....	D22/118
D. 304,154	10/1989	Osterhout	.....	D8/107
D. 310,621	9/1990	Thompson	.....	D8/99
4,670,984	5/1987	Rickard	.....	30/161
4,893,409	1/1990	Pochlmann	.....	30/161
5,060,379	10/1991	Neely	.....	30/157
5,095,624	3/1992	Ennis	.....	30/161

#### **OTHER PUBLICATIONS**

Knives Illustrated, Summer 1989, p. 45, SOG Tomcat knife.

Knives Illustrated Summer 1989, p. 46, Beretta knife, bottom left on page.

*Primary Examiner*—Bernard Ansher  
*Assistant Examiner*—Philip Hyder  
*Attorney, Agent, or Firm*—Hickman & Beyer

### [57] **CLAIM**

The ornamental design for a knife, as shown and described.

### **DESCRIPTION**

FIG. 1 is a front elevational view of a knife showing my new design;

FIG. 2 is a rear elevational view thereof;

FIG. 3 is a top plan view thereof;

FIG. 4 is a bottom plan view thereof;

FIG. 5 is a left side view thereof;

FIG. 6 is a right side view thereof;

FIG. 7 is a front elevational view thereof in an opened position;

FIG. 8 is a rear elevational view thereof in the opened position;

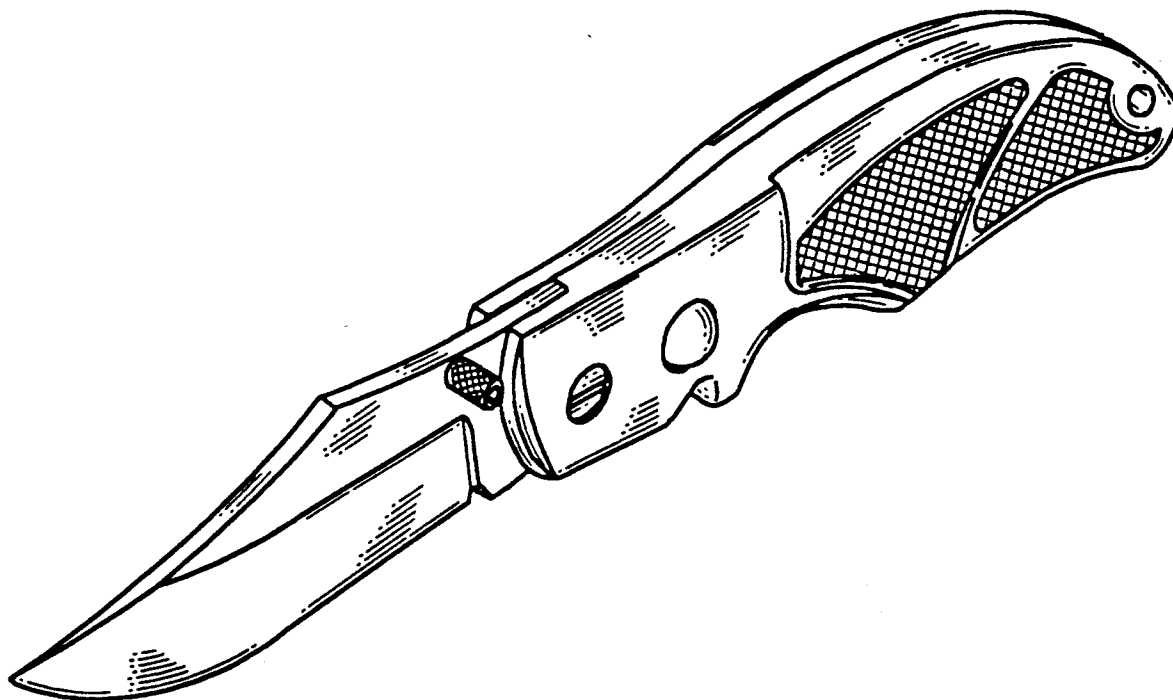
FIG. 9 is a top plan view thereof in the opened position;

FIG. 10 is a bottom plan view thereof in the opened position;

FIG. 11 is a left side view thereof in the opened position;

FIG. 12 is a right side view thereof in the opened position; and,

FIG. 13 is a perspective view thereof in the opened position.



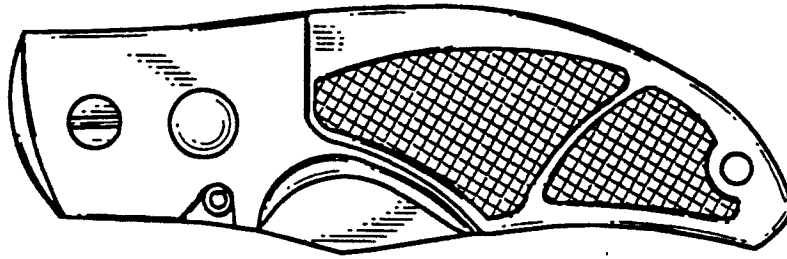


FIG. 1

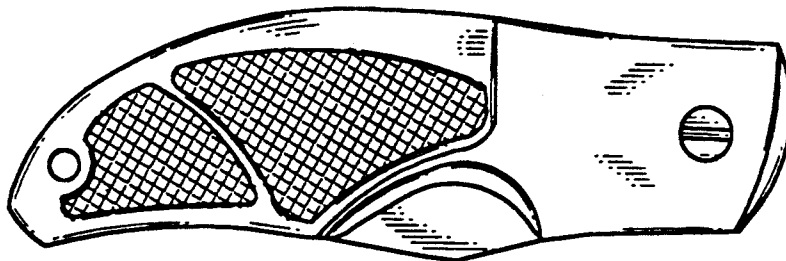


FIG. 2



FIG. 3

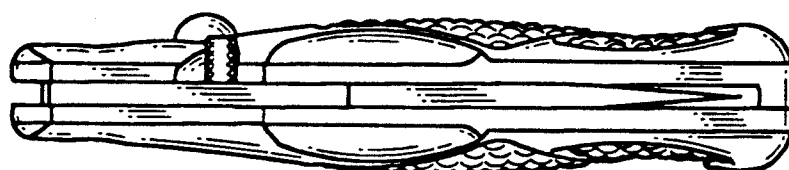


FIG. 4

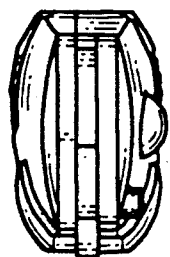


FIG. 5

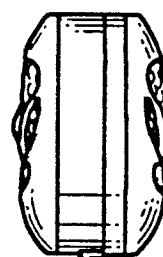


FIG. 6

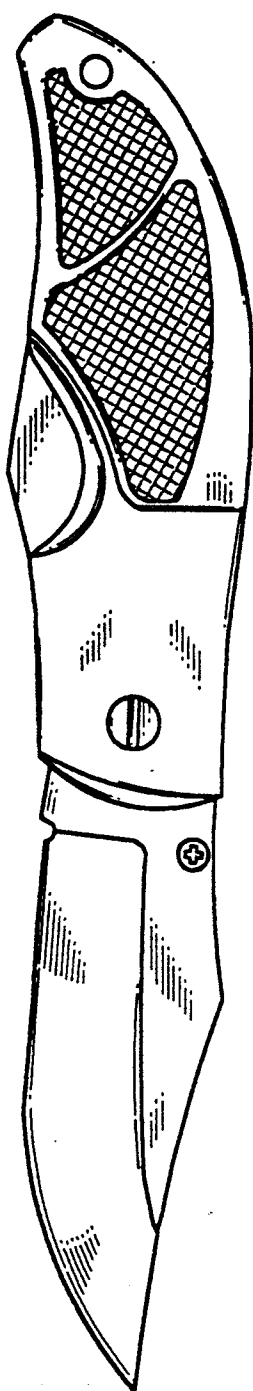


FIG. 8




FIG. 7




FIG. 10

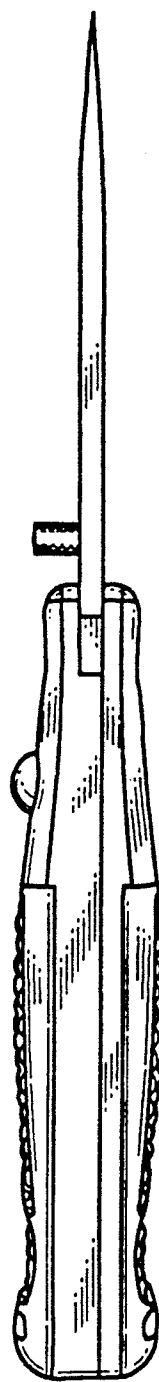


FIG. 9

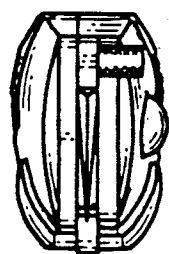


FIG. 11

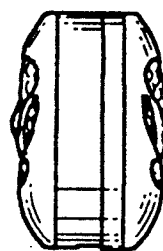


FIG. 12

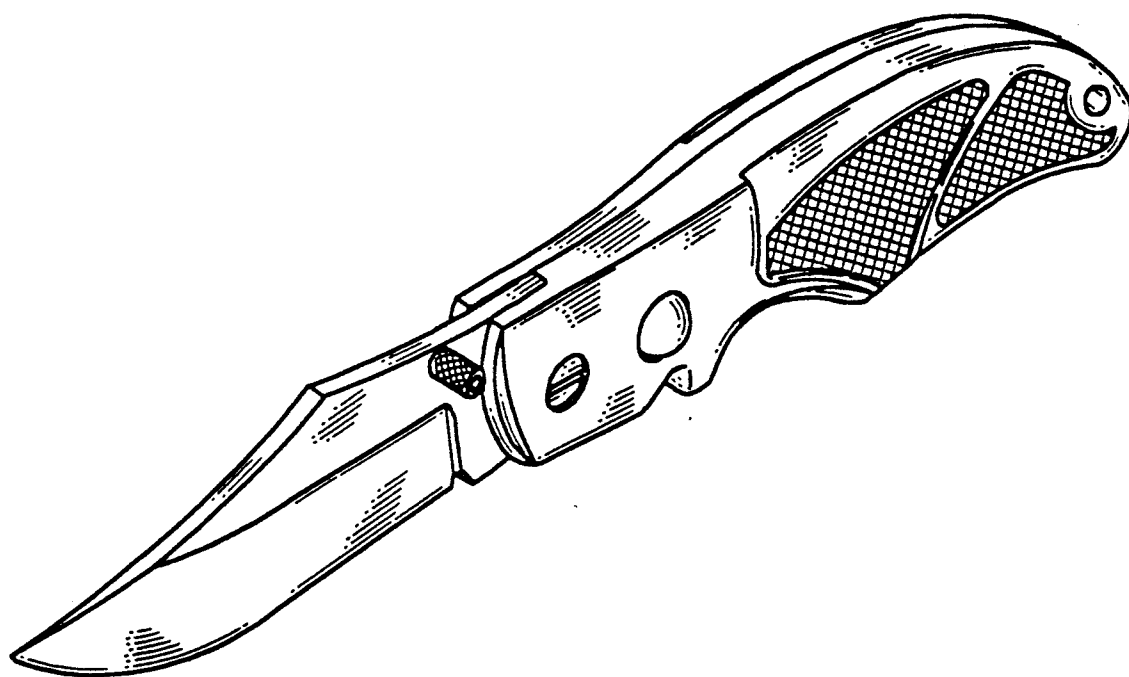


FIG. 13