



US00D807286S

(12) **United States Design Patent**
Qiu

(10) **Patent No.:** **US D807,286 S**

(45) **Date of Patent:** **** Jan. 9, 2018**

- (54) **BATTERY**
- (71) Applicant: **Joyetech Europe Holding GmbH**, Zug (CH)
- (72) Inventor: **Weihua Qiu**, Jiangsu (CN)
- (73) Assignee: **JOYETECH EUROPE HOLDING GMBH**, Zug (CH)
- (**) Term: **15 Years**
- (21) Appl. No.: **29/545,183**
- (22) Filed: **Nov. 10, 2015**

D440,200	S	*	4/2001	Tsuboi	D13/103
D593,940	S	*	6/2009	Nomi	D13/103
D678,187	S	*	3/2013	Huang	D13/103
D700,138	S	*	2/2014	Walz	D13/103
D712,348	S	*	9/2014	Zhang	D13/103
D713,335	S	*	9/2014	Mao	D13/103
D717,243	S	*	11/2014	Liu	D13/103
D730,282	S	*	5/2015	Miller	D13/103
D733,050	S	*	6/2015	Chiang	D13/103
D733,051	S	*	6/2015	Wang	D13/103
D753,336	S	*	4/2016	Chen	D27/101
D761,999	S	*	7/2016	Liu	D27/101
D763,185	S	*	8/2016	Wen	D13/103
D765,594	S	*	9/2016	Li	D13/103
2010/0313901	A1	*	12/2010	Fernando	A24F 47/008 131/330
2014/0217085	A1	*	8/2014	Alima	F23Q 7/16 219/474

(30) **Foreign Application Priority Data**

Aug. 24, 2015 (CN) 2015 3 0320131

- (51) **LOC (11) CL.** **13-02**
- (52) **U.S. CL.**
USPC **D13/103**

(58) **Field of Classification Search**

USPC D13/102-104, 110, 118-121, 184, 199;
429/96-100, 163, 176; D27/101, 183,
D27/193, 194

CPC Y02E 60/12; Y02E 60/122; Y02E 60/124;
Y02E 60/50; H01M 2/02; H01M 2/022;
H01M 2/0202; H01M 2/0207; H01M
2/0212; H01M 2/1061; H01M 2/1022;
H01M 2/1055; H01M 2/1066; H01M
2/105; H01M 2/204; H01M 10/4257;
H01M 10/0436; H01M 10/48; A24F
47/00; A24F 47/002; A24F 47/004; A24F
47/008

See application file for complete search history.

(56) **References Cited**

U.S. PATENT DOCUMENTS

- 4,993,435 A * 2/1991 McCann A24F 13/00
131/175
- D433,532 S * 11/2000 Higgins D27/186

* cited by examiner

Primary Examiner — Rosemary K Tarcza

(74) *Attorney, Agent, or Firm* — Novick, Kim & Lee,
PLLC; Allen Xue; Hyun Woo Shin

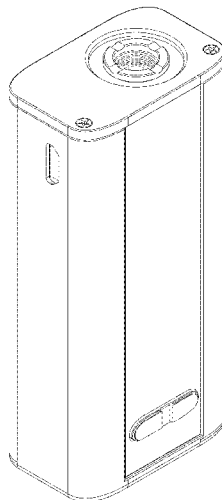
(57) **CLAIM**

I claim the ornamental design for a battery, substantially as shown and described.

DESCRIPTION

FIG. 1 is a front view of a battery;
FIG. 2 is a bottom view thereof;
FIG. 3 is a top view thereof;
FIG. 4 is a right view thereof;
FIG. 5 is a rear view thereof;
FIG. 6 is a left view thereof; and,
FIG. 7 is a top, left, front perspective view thereof.
The broken lines in the drawings form no part of the claimed design.

1 Claim, 7 Drawing Sheets






FIG. 1

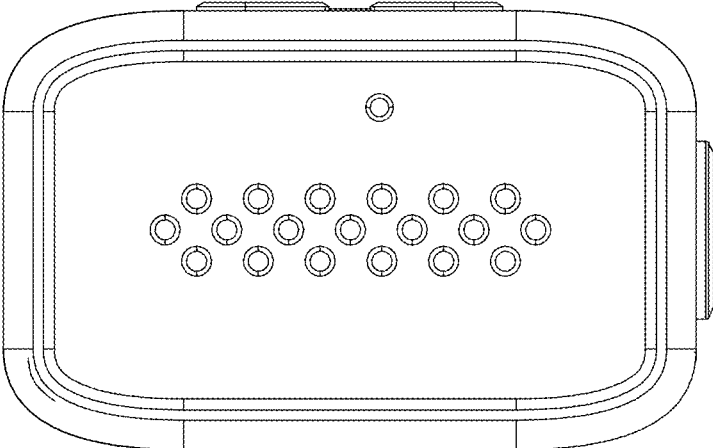


FIG. 2

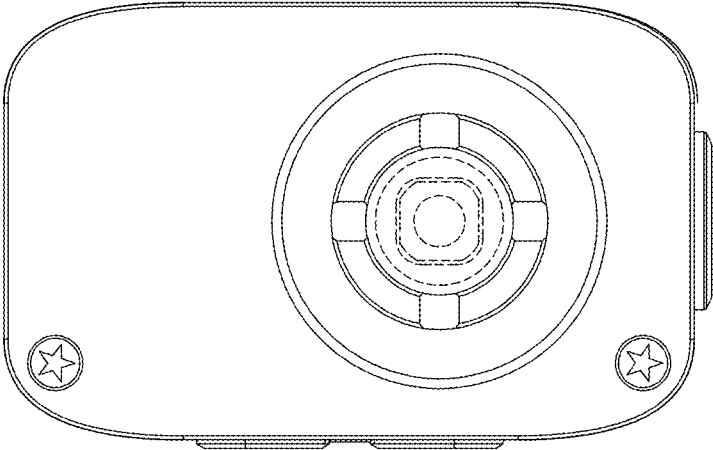


FIG. 3




FIG. 4




FIG. 5




FIG. 6

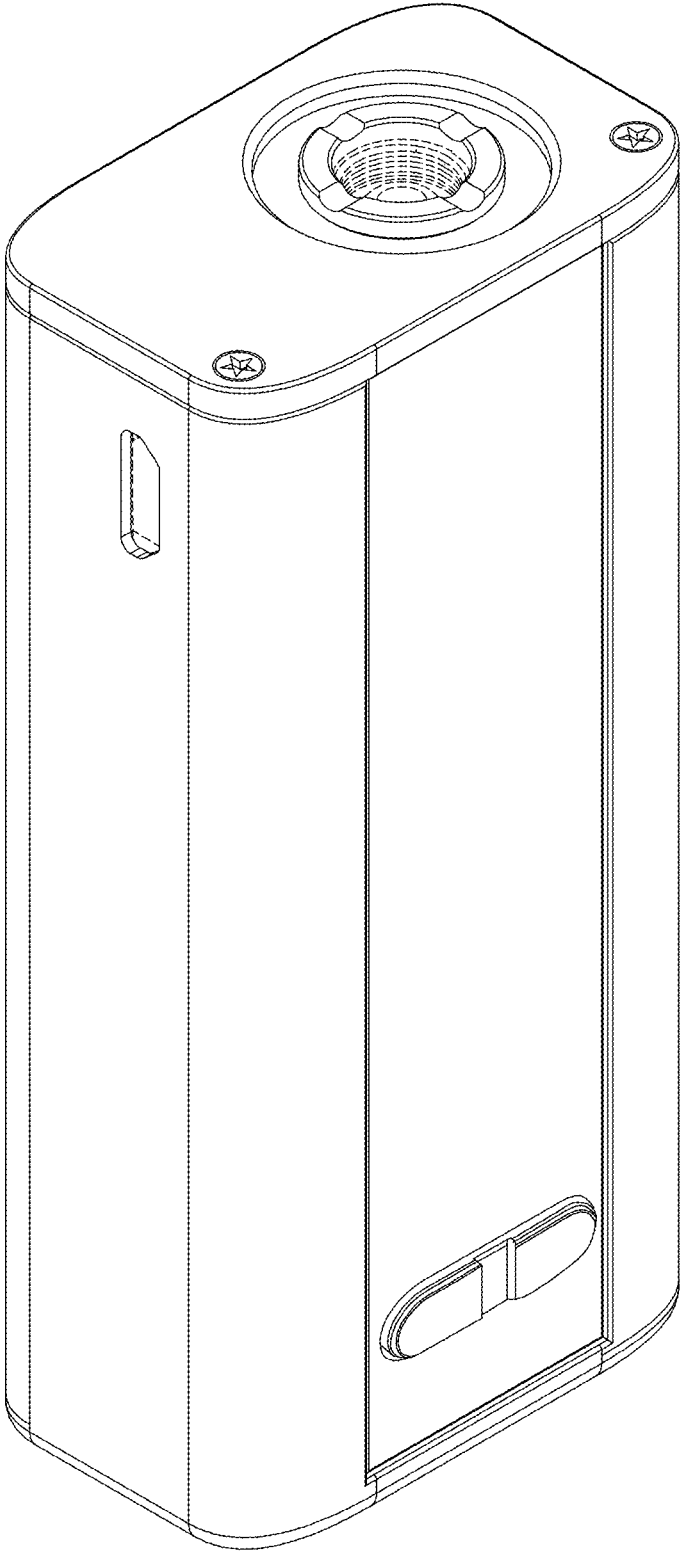


FIG. 7