United States Patent [19]

Stillwagon et al.

[11] **Patent Number: Des. 310,753**

[45] **Date of Patent: ** Sep. 25, 1990**

[54] **KEY HOLDER**

[76] Inventors: **James R. Stillwagon,** 890 Gatehouse La., Worthington, Ohio 43235; **Scott H. Lee,** R.R. #2, Church St., Putnam, Conn. 06260

[**] Term: **14 Years**

[21] Appl. No.: **295,582**

[22] Filed: **Jan. 11, 1989**

[52] **U.S. Cl.** **D3/61**

[58] **Field of Search** ..... D3/61–65, D3/103; 70/457, 459, 456 R; 24/3 K

[56] **References Cited**

U.S. PATENT DOCUMENTS

3,186,052	6/1965	Bobrow	24/3 K
3,299,679	1/1967	Anderson	70/459
3,600,917	8/1971	Krock	70/457
3,906,763	9/1975	Bochory	70/456 R
4,079,607	3/1978	Spruyt	70/456 R
4,821,543	4/1989	Scungio	D3/61

Primary Examiner—Louis S. Zarfas
Assistant Examiner—R. T. Seifert
Attorney, Agent, or Firm—Erwin Doerr

[57] **CLAIM**

The ornamental design for a key holder, as shown and described.

DESCRIPTION

FIG. **1** is a perspective view of a keyholder showing our new design;
FIG. **2** is a top plan view;
FIG. **3** is a bottom plan view;
FIG. **4** is a left side elevational view;
FIG. **5** is a front elevational view;
FIG. **6** is a right side elevational view;
FIG. **7** is an exploded perspective view;
FIG. **8** is a bottom plan view of a keyholder showing a second embodiment of our new design;
FIG. **9** is a left side elevational view;
FIG. **10** is a front elevational view;
FIG. **11** is a right side elevational view;
FIG. **12** is a top plan view;
FIG. **13** is a bottom plan view of a keyholder showing a third embodiment of our new design;
FIG. **14** is a left side elevational view;
FIG. **15** is a front elevational view;
FIG. **16** is a right side elevational view; and
FIG. **17** is a top plan view.



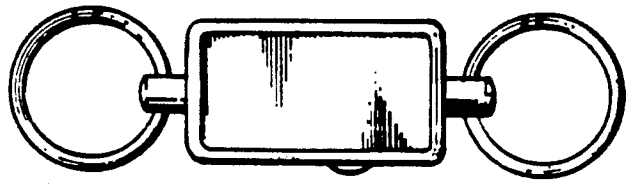





FIG. 1



FIG. 2



FIG. 3



FIG. 4

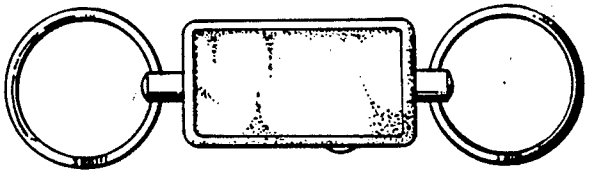

FIG. 5



FIG. 6

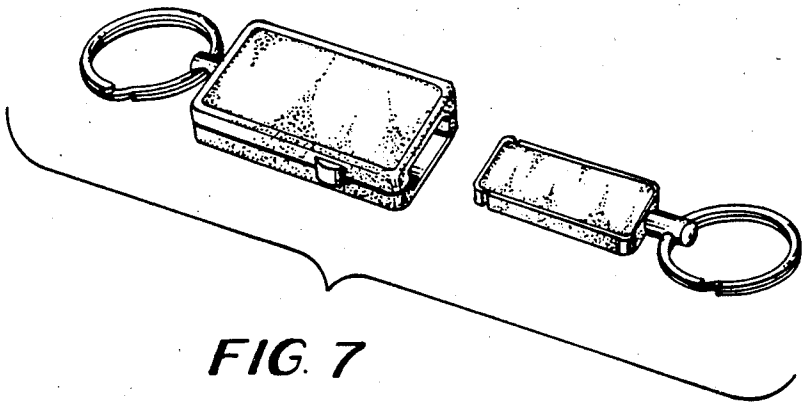

FIG. 7

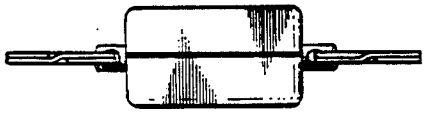

FIG. 8



FIG. 9



FIG. 10



FIG. 11

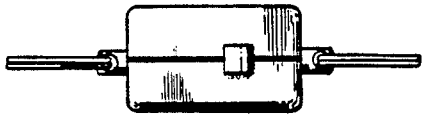

FIG. 12

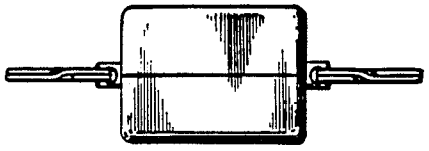

FIG. 13



FIG. 14



FIG. 15

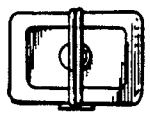

FIG. 16

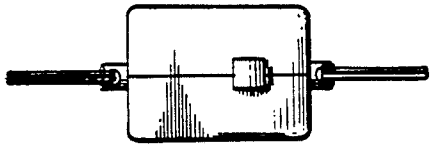

FIG. 17