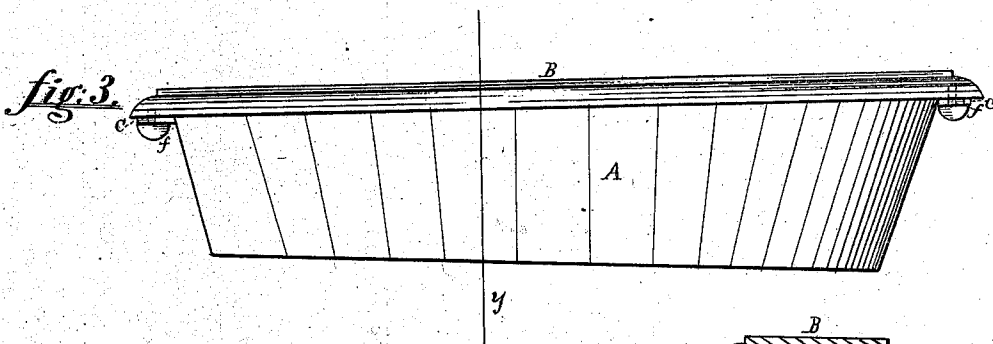

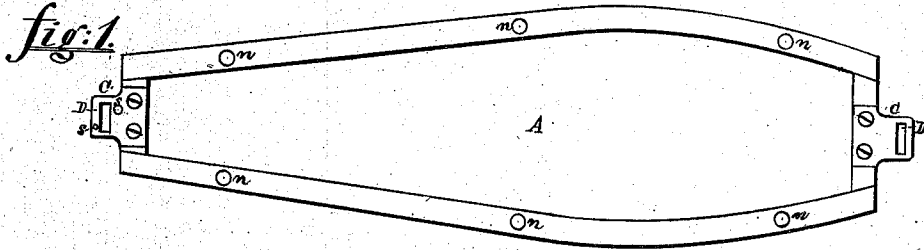


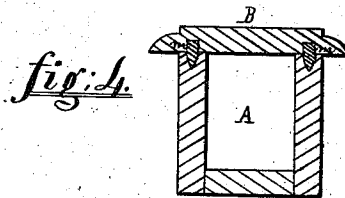
Wm Hamilton's Improvement in
Fastening For Sids of Coffins.

104730

PATENTED JUN 28 1870



Witnesses.
A. C. Johnston
 Jas. G. Thompson



Inventor. *William Hamilton*

United States Patent Office.

WILLIAM HAMILTON, OF ALLEGHENY CITY, PENNSYLVANIA.

Letters Patent No. 104,730, dated June 28, 1870.

IMPROVEMENT IN COFFIN-FASTENING.

The Schedule referred to in these Letters Patent and making part of the same

To all whom it may concern:

Be it known that I, WILLIAM HAMILTON, of the city and county of Allegheny and State of Pennsylvania, have invented a new and useful Device for Fastening the Lid upon the Body of a Burial-Casket or Coffin; and I do hereby declare that the following is a full, clear, and exact description thereof, reference being had to the accompanying drawing and to the letters of reference marked thereon.

The nature of my invention consists in securing the lid upon the body of a burial-casket or coffin through the medium of fastenings, arranged and operating as hereinafter described.

To enable others skilled in the art to make and use my invention, I will proceed to describe its construction and operation.

In the accompanying drawing which forms part of this specification—

Figure 1 is a top view or plan of the body of a coffin provided with the parts of my improved fastening belonging to it.

Figure 2 represents the lid inverted, showing the arrangement of the parts of the fastening belonging to it.

Figure 3 is a side elevation of a coffin provided with my improvement in fastenings for securing the lid on the body of the coffin.

Figure 4 is a transverse section of the same when cut through at the line *y* of fig. 3.

In the accompanying drawing—

A represents the body, and

B, the lid of the coffin, which may be made in any of the known forms, and constructed of any suitable material.

In the top edge of the ends are secured plates C, which are provided with openings D.

On the under side of the lid B, near each end, are two flat-headed thumb-screws, *f*, the heads of which are adapted in size and form to the size and form of the openings D in the plates C.

On each side of the head of the thumb-screws *f*, are arranged pins *x*, for the purpose of preventing them from turning more than one-fourth of a revolution, which will be sufficient to secure the lid B to the body A.

On the under side of the plates C, at the edge of the opening D, and near each end of it, may be small projections, so arranged with relation to the openings D and head of the thumb-screw *f*, that, in turning it for the purpose of removing the lid B from off the body A, the longitudinal plane of the head of the screw *f* will be brought on a parallel line with the longitudinal plane of the opening D.

The pins *x* fit in openings *s* in the plate C and answer a double purpose, to wit: as a guide for the heads of the screws *f*, and also for preventing any side motion of the ends of the lid with relation to the body of the coffin.

The under side of the lid B is provided with a series of coniform projections, *m*, which are fitted to a series of openings, *n*, in the top edge of the sides of the body A, for the purpose of holding the sides in position.

The form, size, and arrangement of the plates C, with relation to the body A and the thumb-screw *f*, in and with relation to the lid, may be varied to suit the taste of the undertaker and manufacturer.

The lid B is secured on the body A by placing the heads of the screws *f* in the openings D and pins *x*, in the openings *s*, of the plates C, and the coniform projections *m* in their openings *n* in the top edge of the sides of the body A. Now, by turning the heads of the thumb-screws *f* one-fourth of a revolution, the lid will be securely and firmly attached to the body of the coffin.

Having thus described the nature, construction, and operation of my improvement,

What I claim as of my invention is—

1. Providing the body A with plate C, furnished with openings D, and in combination therewith providing the lid B with thumb-screws *f*, substantially as herein described, and for the purpose set forth.

2. In combination with the above, providing the lid with coniform projections *m*, and the top edge of the sides of the body A with corresponding cavities *n*, as herein described.

WILLIAM HAMILTON.

Witnesses:

A. C. JOHNSTON,
JAS. G. THOMPSON.