

(19)



(11)

EP 3 888 657 B1

(12)

EUROPEAN PATENT SPECIFICATION

(45) Date of publication and mention of the grant of the patent:
19.03.2025 Bulletin 2025/12

(21) Application number: **21158471.9**

(22) Date of filing: **31.08.2012**

(51) International Patent Classification (IPC):

A61K 31/519 ^(2006.01) **A61P 35/00** ^(2006.01)
A61P 29/00 ^(2006.01) **A61P 27/00** ^(2006.01)
A61P 19/00 ^(2006.01) **A61P 1/00** ^(2006.01)
A61P 17/00 ^(2006.01)

(52) Cooperative Patent Classification (CPC):

A61K 31/519; A61P 29/00

(54) **HETEROCYCLYLAMINES AS PI3K INHIBITORS**

HETEROCYCLYLAMINE ALS PI3K-INHIBITOREN

HÉTÉROCYCLYLAMINES EN TANT QU'INHIBITEURS DE PI3K

(84) Designated Contracting States:

**AL AT BE BG CH CY CZ DE DK EE ES FI FR GB
GR HR HU IE IS IT LI LT LU LV MC MK MT NL NO
PL PT RO RS SE SI SK SM TR**

Designated Extension States:

BA ME

(30) Priority: **02.09.2011 US 201161530866 P**
03.02.2012 US 201261594882 P
30.07.2012 US 201261677445 P

(43) Date of publication of application:
06.10.2021 Bulletin 2021/40

(62) Document number(s) of the earlier application(s) in accordance with Art. 76 EPC:
18215449.2 / 3 513 793
16199883.6 / 3 196 202
12775861.3 / 2 751 109

(73) Proprietor: **Incyte Holdings Corporation**
Wilmington, DE 19803 (US)

(72) Inventors:

- **LI, Yun-Long**
Chadds Ford, PA 19317 (US)
- **YAO, Wenqing**
Kennett Square, PA 19348 (US)
- **COMBS, Andrew, P.**
Kennett Square, PA 19348 (US)
- **YUE, Eddy, W.**
Landenberg, PA 19350 (US)

- **MEI, Song**
Wilmington, DE 19808 (US)
- **ZHU, Wenyu**
Media, PA 19063 (US)
- **GLENN, Joseph**
Mount Royal, NJ 08061 (US)
- **MADUSKUIE, Thomas, P., Jr.**
Wilmington, DE 19803 (US)
- **SPARKS, Richard, B.**
Wilmington, DE 19810 (US)
- **DOUTY, Brent**
Fallowfield, PA 19320 (US)
- **HE, Chunhong**
Chadds Ford, PA 19317 (US)

(74) Representative: **Carpmaels & Ransford LLP**
One Southampton Row
London WC1B 5HA (GB)

(56) References cited:

WO-A1-2007/042806 WO-A1-2010/036380

- **S. J. SHUTTLEWORTH ET AL: "Progress in the Preclinical Discovery and Clinical Development of Class I and Dual Class I/IV Phosphoinositide 3-Kinase (PI3K) Inhibitors", CURRENT MEDICINAL CHEMISTRY, vol. 18, no. 18, 1 June 2011 (2011-06-01), pages 2686 - 2714, XP055019800, ISSN: 0929-8673, DOI: 10.2174/092986711796011229**

Note: Within nine months of the publication of the mention of the grant of the European patent in the European Patent Bulletin, any person may give notice to the European Patent Office of opposition to that patent, in accordance with the Implementing Regulations. Notice of opposition shall not be deemed to have been filed until the opposition fee has been paid. (Art. 99(1) European Patent Convention).

EP 3 888 657 B1

Description

[0001] This application claims the benefit of U.S. Provisional Application No. 61/530,866, filed September 2, 2011, U.S. Provisional Application No. 61/594,882, filed February 3, 2012, and U.S. Provisional Application No. 61/677,445, filed July 30, 2012.

FIELD OF THE INVENTION

[0002] The present invention provides heterocyclylamine derivatives, as defined in the claims, that modulate the activity of phosphoinositide 3-kinases (PI3Ks), for use in the treatment of diseases related to the activity of PI3Ks including, for example, inflammatory disorders, immune-based disorders, cancer, and other diseases.

BACKGROUND OF THE INVENTION

[0003] The phosphoinositide 3-kinases (PI3Ks) belong to a large family of lipid signaling kinases that phosphorylate phosphoinositides at the D3 position of the inositol ring (Cantley, Science, 2002, 296(5573):1655-7). PI3Ks are divided into three classes (class I, II, and III) according to their structure, regulation and substrate specificity. Class I PI3Ks, which include PI3K α , PI3K β , PI3K γ , and PI3K δ , are a family of dual specificity lipid and protein kinases that catalyze the phosphorylation of phosphatidylinositol-4,5-bisphosphate (PIP₂) giving rise to phosphatidylinositol-3,4,5-trisphosphate (PIP₃). PIP₃ functions as a second messenger that controls a number of cellular processes, including growth, survival, adhesion and migration. All four class I PI3K isoforms exist as heterodimers composed of a catalytic subunit (p110) and a tightly associated regulatory subunit that controls their expression, activation, and subcellular localization. PI3K α , PI3K β , and PI3K δ associate with a regulatory subunit known as p85 and are activated by growth factors and cytokines through a tyrosine kinase-dependent mechanism (Jimenez, et al., J Biol Chem., 2002, 277(44):41556-62) whereas PI3K γ associates with two regulatory subunits (p101 and p84) and its activation is driven by the activation of G-protein-coupled receptors (Brock, et al., J Cell Biol., 2003, 160(1):89-99). PI3K α and PI3K β are ubiquitously expressed. In contrast, PI3K γ and PI3K δ are predominantly expressed in leukocytes (Vanhaesebroeck, et al., Trends Biochem Sci., 2005, 30(4):194-204).

[0004] The differential tissue distribution of the PI3K isoforms factors in their distinct biological functions. Genetic ablation of either PI3K α or PI3K β results in embryonic lethality, indicating that PI3K α and PI3K β have essential and non-redundant functions, at least during development (Vanhaesebroeck, et al., 2005). In contrast, mice which lack PI3K γ and PI3K δ are viable, fertile and have a normal life span although they show an altered immune system. PI3K γ deficiency leads to impaired recruitment of macrophages and neutrophils to sites of inflammation as well as impaired T cell activation (Sasaki, et al., Science, 2000, 287(5455):1040-6). PI3K δ -mutant mice have specific defects in B cell signaling that lead to impaired B cell development and reduced antibody responses after antigen stimulation (Clayton, et al., J Exp Med. 2002, 196(6):753-63; Jou, et al., Mol Cell Biol. 2002, 22(24):8580-91; Okkenhaug, et al., Science, 2002, 297(5583):1031-4).

[0005] The phenotypes of the PI3K γ and PI3K δ -mutant mice suggest that these enzymes may play a role in inflammation and other immune-based diseases and this is borne out in preclinical models. PI3K γ -mutant mice are largely protected from disease in mouse models of rheumatoid arthritis (RA) and asthma (Camps, et al., Nat Med. 2005, 11(9):936-43; Thomas, et al., Eur J Immunol. 2005, 35(4):1283-91). In addition, treatment of wild-type mice with a selective inhibitor of PI3K γ was shown to reduce glomerulonephritis and prolong survival in the MRL-lpr model of systemic lupus nephritis (SLE) and to suppress joint inflammation and damage in models of RA (Barber, et al., Nat Med. 2005, 11(9):933-5; Camps, et al., 2005). Similarly, both PI3K δ -mutant mice and wild-type mice treated with a selective inhibitor of PI3K δ have been shown to have attenuated allergic airway inflammation and hyper-responsiveness in a mouse model of asthma (Ali, et al., Nature. 2004, 431(7011):1007-11; Lee, et al., FASEB J. 2006, 20(3):455-65) and to have attenuated disease in a model of RA (Randis, et al., Eur. J. Immunol., 2008, 38(5): 1215-24).

[0006] In addition to their potential role in inflammatory diseases, all four class I PI3K isoforms may play a role in cancer. The gene encoding p110 α is mutated frequently in common cancers, including breast, prostate, colon and endometrial (Samuels, et al., Science, 2004, 304(5670):554; Samuels, et al., Curr Opin Oncol. 2006, 18(1):77-82). Eighty percent of these mutations are represented by one of three amino acid substitutions in the helical or kinase domains of the enzyme and lead to a significant upregulation of kinase activity resulting in oncogenic transformation in cell culture and in animal models (Kang, et al., Proc Natl Acad Sci U S A. 2005, 102(3):802-7; Bader, et al., Proc Natl Acad Sci U S A. 2006, 103(5):1475-9). No such mutations have been identified in the other PI3K isoforms although there is evidence that they can contribute to the development and progression of malignancies. Consistent overexpression of PI3K δ is observed in acute myeloblastic leukemia (Sujobert, et al., Blood, 2005, 106(3):1063-6) and inhibitors of PI3K δ can prevent the growth of leukemic cells (Billottet, et al., Oncogene. 2006, 25(50):6648-59). Elevated expression of PI3K γ is seen in chronic myeloid leukemia (Hickey, et al., J Biol Chem. 2006, 281(5):2441-50). Alterations in expression of PI3K β , PI3K γ and PI3K δ have also been observed in cancers of the brain, colon and bladder (Benistant, et al., Oncogene, 2000, 19(44):5083-90;

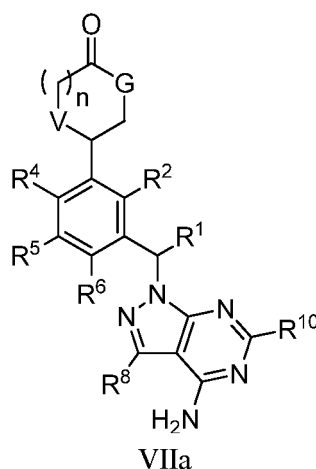
Mizoguchi, et al., Brain Pathol. 2004, 14(4):372-7; Knobbe, et al., Neuropathol Appl Neurobiol. 2005, 31(5):486-90). Further, these isoforms have all been shown to be oncogenic in cell culture (Kang, et al., 2006).

[0007] S. J. SHUTTLEWORTH ET AL, CURRENT MEDICINAL CHEMISTRY, vol. 18, no. 18, pages 2686 - 2714, describes progress made to date, primarily on the discovery and characterization of class I and dual class I/IV subtype PI3K inhibitors, together with advances that have been made in translational and clinical research, notably in cancer.

[0008] Thus, new or improved agents which inhibit kinases such as PI3K are continually needed for developing new and more effective pharmaceuticals that are aimed at augmentation or suppression of the immune and inflammatory pathways (such as immunosuppressive agents for organ transplants), as well as agents for the prevention and treatment of autoimmune diseases (e.g., multiple sclerosis, rheumatoid arthritis, asthma, type I diabetes, inflammatory bowel disease, Crohn's disease, autoimmune thyroid disorders, Alzheimer's disease, nephritis), diseases involving a hyperactive inflammatory response (e.g., eczema), allergies, lung diseases, cancer (e.g., prostate, breast, leukemia, multiple myeloma), and some immune reactions (e.g., skin rash or contact dermatitis or diarrhea) caused by other therapeutics. The compounds, compositions, and methods described herein are directed toward these needs and others.

SUMMARY

[0009] The present invention provides a compound of Formula VIIa:



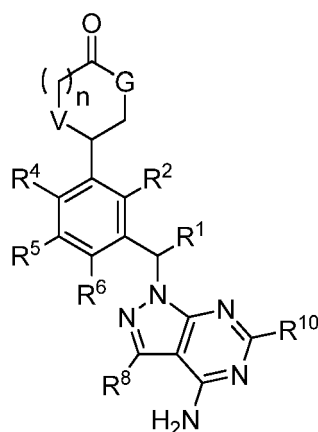
or a pharmaceutically acceptable salt thereof, for use in a method of treating a disease wherein: the variables are defined in the appended claims.

BRIEF DESCRIPTION OF THE FIGURES

FIG. 1 depicts the crystal structure of the compound of Example 269.

DETAILED DESCRIPTION

The invention relates to a compound of Formula VIIa:



VIIa

or a pharmaceutically acceptable salt thereof, for use in a method of treating a disease, wherein:

G is NH, n is 1, and V is O; or

G is NH, n is 0, and V is CH₂; or

G is O, n is 0 and V is NH;

R¹ is C₁₋₃ alkyl;

R² is halo, C₁₋₆ alkyl, C₁₋₆ alkoxy, C₁₋₆ haloalkyl, C₁₋₆ haloalkoxy, phenyl, or 5-6 membered heteroaryl; wherein said phenyl and 5-6 membered heteroaryl are each optionally substituted by 1, 2, 3, or 4 substituents independently selected from halo, OH, CN, C₁₋₄ alkyl, C₁₋₄ haloalkyl, C₁₋₄ alkoxy, or C₁₋₄ haloalkoxy;

R⁴ is H, halo, OH, CN, C₁₋₄ alkyl, C₁₋₄ haloalkyl, C₁₋₄ alkoxy, or C₁₋₄ haloalkoxy;

R⁵ is halo, OH, CN, C₁₋₄ alkyl, C₁₋₄ haloalkyl, C₁₋₄ alkoxy, C₁₋₄ haloalkoxy, or cyclopropyl;

R⁶ is H, halo, OH, CN, C₁₋₄ alkyl, C₁₋₄ haloalkyl, C₁₋₄ alkoxy, or C₁₋₄ haloalkoxy;

R⁸ is H, halo, -OH, -CN, C₁₋₆ alkyl, C₂₋₆ alkenyl, C₂₋₆ alkynyl, C₁₋₆ haloalkyl, Cy², -(C₁₋₃ alkylene)-Cy², OR^{a2}, SR^{a2}, C(=O)R^{b2}, C(=O)NR^{c2}R^{d2}, C(=O)OR^{a2}, OC(=O)R^{b2}, OC(=O)NR^{c2}R^{d2}, NR^{c2}R^{d2}, NR^{c2}C(=O)R^{b2}, NR^{c2}C(=O)OR^{b2}, NR^{c2}C(=O)NR^{c2}R^{d2}, C(=NR^e)R^{b2}, C(=NR^e)NR^{c2}R^{d2}, NR^{c2}C(=NR^e)NR^{c2}R^{d2}, NR^{c2}S(=O)R^{b2}, NR^{c2}S(=O)₂NR^{c2}R^{d2}, S(=O)R^{b2}, S(=O)₂R^{b2}, or S(=O)₂NR^{c2}R^{d2}; wherein said C₁₋₆ alkyl, C₂₋₆ alkenyl, C₂₋₆ alkynyl are each optionally substituted by 1, 2, 3, or 4 independently selected R¹¹ groups;

R¹⁰ is H or C₁₋₄ alkyl;

each R^e is independently selected from H, CN, OH, C₁₋₄ alkyl, and C₁₋₄ alkoxy;

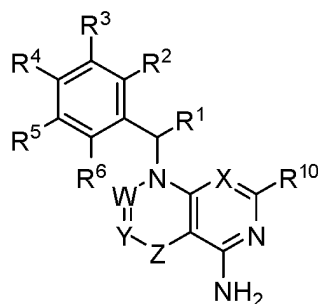
each Cy² is independently selected from C₃₋₇ cycloalkyl, 4-7 membered heterocycloalkyl, phenyl, 5-6 membered heteroaryl, or 9-10-membered bicyclic heteroaryl, each of which is optionally substituted with 1, 2, 3, or 4 independently selected R¹¹ groups;

each R^{a2}, R^{b2}, R^{c2}, and R^{d2} is independently selected from H, C₁₋₆ alkyl, C₁₋₆ haloalkyl, C₂₋₆ alkenyl, C₂₋₆ alkynyl, C₃₋₇ cycloalkyl, 4-7 membered heterocycloalkyl, phenyl, and 5-6 membered heteroaryl; wherein said C₁₋₆ alkyl, C₂₋₆ alkenyl, C₂₋₆ alkynyl, C₃₋₇ cycloalkyl, 4-7 membered heterocycloalkyl, phenyl and 5-6 membered heteroaryl are each optionally substituted with 1, 2, or 3 independently selected R¹¹ groups;

or R^{c2} and R^{d2} together with the N atom to which they are attached form a 4-, 5-, 6-, or 7 membered heterocycloalkyl group, which is optionally substituted with -OH or C₁₋₃ alkyl; and

each R¹¹ is independently selected from OH, NO₂, CN, halo, C₁₋₃ alkyl, C₂₋₃ alkenyl, C₂₋₃ alkynyl, C₁₋₃ haloalkyl, cyano-C₁₋₃ alkyl, HO-C₁₋₃ alkyl, C₁₋₃ alkoxy-C₁₋₃ alkyl, C₃₋₇ cycloalkyl, C₁₋₃ alkoxy, C₁₋₃ haloalkoxy, amino, C₁₋₃ alkylamino, di(C₁₋₃ alkyl)amino, thio, C₁₋₃ alkylthio, C₁₋₃ alkylsulfinyl, C₁₋₃ alkylsulfonyl, carbamyl, C₁₋₃ alkylcarbamyl, di(C₁₋₃ alkyl)carbamyl, carboxy, C₁₋₃ alkylcarbonyl, C₁₋₄ alkoxy carbonyl, C₁₋₃ alkylcarbonylamino, C₁₋₃ alkylsulfonylamino, aminosulfonyl, C₁₋₃ alkylaminosulfonyl, di(C₁₋₃ alkyl)aminosulfonyl, aminosulfonylamino, C₁₋₃ alkylaminosulfonylamino, di(C₁₋₃ alkyl)aminosulfonylamino, aminocarbonylamino, C₁₋₃ alkylaminocarbonylamino, and di(C₁₋₃ alkyl)aminocarbonylamino.

[0012] For reference, also disclosed are compounds of Formula (I):



I

and pharmaceutically acceptable salts thereof, wherein:

X is CR⁹ or N;

W is CR⁷ or N;

Y is CR⁸, CR^{8a}, or N;

Z is a bond or C(=O);

provided that -W=Y-Z- is -CR⁷=CR⁸, -N=CR⁸-, -CR⁷=CR^{8a}-C(=O)-, -N=CR^{8a}-C(=O)-, or -CR⁷=N-C(=O)-;

R¹ is C₁₋₃ alkyl;

R² is halo, C₁₋₆ alkyl, C₁₋₆ alkoxy, C₁₋₆ haloalkyl, C₁₋₆ haloalkoxy, phenyl, or 5-6 membered heteroaryl; wherein said phenyl and 5-6 membered heteroaryl are each optionally substituted by 1, 2, 3, or 4 substituents independently selected from halo, OH, CN, C₁₋₄ alkyl, C₁₋₄ alkoxy, and C₁₋₄ haloalkoxy;

R³ is Cy, -(C₁₋₃ alkylene)-Cy, halo, CN, NO₂, C₁₋₆ alkyl, C₂₋₆ alkenyl, C₂₋₆ alkynyl, C₁₋₆ haloalkyl, OR^a, SR^a, C(=O)R^b, C(=O)NR^cR^d, C(=O)OR^a, OC(=O)R^b, OC(=O)NR^cR^d, NR^cR^d, NR^cC(=O)R^b, NR^cC(=O)OR^b, NR^cC(=O)NR^cR^d, C(=NR^e)R^b, C(=NR^e)NR^cR^d, NR^cC(=NR^e)NR^cR^d, NR^cS(=O)₂R^b, NR^cS(=O)₂NR^cR^d, S(=O)₂R^b, or S(=O)₂NR^cR^d; wherein said C₁₋₆ alkyl, C₂₋₆ alkenyl, and C₂₋₆ alkynyl are each optionally substituted by 1, 2, 3, or 4 independently selected R^{3a} groups;

R⁴ is H, halo, OH, CN, C₁₋₄ alkyl, C₁₋₄ haloalkyl, C₁₋₄ alkoxy, or C₁₋₄ haloalkoxy;

R⁵ is halo, OH, CN, C₁₋₄ alkyl, C₁₋₄ haloalkyl, C₁₋₄ alkoxy, C₁₋₄ haloalkoxy, or cyclopropyl;

R⁶ is H, halo, OH, CN, C₁₋₄ alkyl, C₁₋₄ haloalkyl, C₁₋₄ alkoxy, or C₁₋₄ haloalkoxy;

R⁷ is H or C₁₋₄ alkyl;

R⁸ is H, halo, -OH, -CN, C₁₋₆ alkyl, C₂₋₆ alkenyl, C₂₋₆ alkynyl, C₁₋₆ haloalkyl, Cy², -(C₁₋₃ alkylene)-Cy², OR^{a2}, SR^{a2}, C(=O)R^{b2}, C(=O)NR^{c2}R^{d2}, C(=O)OR^{a2}, OC(=O)R^{b2}, OC(=O)NR^{c2}R^{d2}, NR^{c2}R^{d2}, NR^{c2}C(=O)R^{b2}, NR^{c2}C(=O)OR^{b2}, NR^{c2}C(=O)NR^{c2}R^{d2}, C(=NR^e)R^{b2}, C(=NR^e)NR^{c2}R^{d2}, NR^{c2}C(=NR^e)NR^{c2}R^{d2}, NR^{c2}S(=O)₂R^{b2}, NR^{c2}S(=O)₂NR^{c2}R^{d2}, S(=O)₂R^{b2}, or S(=O)₂NR^{c2}R^{d2}; wherein said C₁₋₆ alkyl, C₂₋₆ alkenyl, C₂₋₆ alkynyl are each optionally substituted by 1, 2, 3, or 4 independently selected R¹¹ groups;

R^{8a} is H, halo, -CN, C₁₋₆ alkyl, C₂₋₆ alkenyl, C₂₋₆ alkynyl, C₁₋₆ haloalkyl, Cy², -(C₁₋₃ alkylene)-Cy², C(=O)R^{b2}, C(=O)NR^{c2}R^{d2}, C(=O)OR^{a2}, NR^{c2}R^{d2}, NR^{c2}C(=O)R^{b2}, NR^{c2}C(=O)OR^{b2}, NR^{c2}C(=O)NR^{c2}R^{d2}, NR^{c2}S(=O)₂R^{b2}, or S(=O)₂NR^{c2}R^{d2}; wherein said C₁₋₆ alkyl, C₂₋₆ alkenyl, C₂₋₆ alkynyl are each optionally substituted by 1, 2, 3, or 4 independently selected R¹¹ groups;

R⁹ is H, halo, OH, CN, C₁₋₄ alkyl, C₁₋₄ haloalkyl, C₁₋₄ alkoxy, or C₁₋₄ haloalkoxy;

R¹⁰ is H or C₁₋₄ alkyl;

each R^a, R^b, R^c, and R^d is independently selected from H, C₁₋₆ alkyl, C₁₋₆ haloalkyl, C₂₋₆ alkenyl, C₂₋₆ alkynyl, and Cy; wherein said C₁₋₆ alkyl, C₂₋₆ alkenyl, and C₂₋₆ alkynyl are each optionally substituted with 1, 2, or 3 independently selected R^{3b} groups;

or R^c and R^d together with the N atom to which they are attached form a 4-, 5-, 6-, or 7 membered heterocycloalkyl group, which is optionally substituted with -OH or C₁₋₃ alkyl;

each R^e is independently selected from H, CN, OH, C₁₋₄ alkyl, and C₁₋₄ alkoxy;

each Cy is independently selected from C₃₋₇ cycloalkyl, 4-10 membered heterocycloalkyl, phenyl, naphthyl, and 5-10 membered heteroaryl, each of which is optionally substituted with 1, 2, 3, or 4 independently selected R^{3b} groups;

each R^{3a} is independently selected from halo, CN, NO₂, C₁₋₆ alkyl, C₂₋₆ alkenyl, C₂₋₆ alkynyl, C₁₋₆ haloalkyl, OR^{a1}, SR^{a1}, C(=O)R^{b1}, C(=O)NR^{c1}R^{d1}, C(=O)OR^{a1}, OC(=O)R^{b1}, OC(=O)NR^{c1}R^{d1}, NR^{c1}R^{d1}, NR^{c1}C(=O)R^{b1}, NR^{c1}C(=O)OR^{b1}, NR^{c1}C(=O)NR^{c1}R^{d1}, C(=NR^e)R^{b1}, C(=NR^e)NR^{c1}R^{d1}, NR^{c1}C(=NR^e)NR^{c1}R^{d1}, NR^{c1}S(=O)₂R^{b1}, NR^{c1}S(=O)₂NR^{c1}R^{d1}, S(=O)₂R^{b1}, and S(=O)₂NR^{c1}R^{d1}; wherein said C₁₋₆ alkyl, C₂₋₆ alkenyl, C₂₋₆ alkynyl are each optionally substituted with 1, 2, or 3 independently selected R¹¹ groups;

each R^{3b} is independently selected from Cy¹, -(C₁₋₃ alkylene)-Cy¹, halo, CN, NO₂, C₁₋₆ alkyl, C₂₋₆ alkenyl, C₂₋₆ alkynyl, C₁₋₆ haloalkyl, OR^{a1}, SR^{a1}, C(=O)R^{b1}, C(=O)NR^{c1}R^{d1}, C(=O)OR^{a1}, OC(=O)R^{b1}, OC(=O)NR^{c1}R^{d1},

$\text{NR}^{\text{c1}}\text{R}^{\text{d1}}$, $\text{NR}^{\text{c1}}\text{C}(=\text{O})\text{R}^{\text{b1}}$, $\text{NR}^{\text{c1}}\text{C}(=\text{O})\text{OR}^{\text{b1}}$, $\text{NR}^{\text{c1}}\text{C}(=\text{O})\text{NR}^{\text{c1}}\text{R}^{\text{d1}}$, $\text{C}(=\text{NR}^{\text{e}})\text{R}^{\text{b1}}$, $\text{C}(=\text{NR}^{\text{e}})\text{NR}^{\text{c1}}\text{R}^{\text{d1}}$, $\text{NR}^{\text{c1}}\text{C}(=\text{NR}^{\text{e}})\text{R}^{\text{b1}}$, $\text{NR}^{\text{c1}}\text{S}(=\text{O})\text{R}^{\text{b1}}$, $\text{NR}^{\text{c1}}\text{S}(=\text{O})_2\text{NR}^{\text{c1}}\text{R}^{\text{d1}}$, $\text{S}(=\text{O})\text{R}^{\text{b1}}$, and $\text{S}(=\text{O})_2\text{NR}^{\text{c1}}\text{R}^{\text{d1}}$; wherein said C_{1-6} alkyl, C_{2-6} alkenyl, C_{2-6} alkynyl are each optionally substituted with 1, 2, or 3 independently selected R^{11} groups;

each Cy^1 is independently selected from C_{3-7} cycloalkyl, 4-7 membered heterocycloalkyl, phenyl, and 5-6 membered heteroaryl, each of which is optionally substituted with 1, 2, 3, or 4 independently selected R^{11} groups;

each R^{a1} , R^{b1} , R^{c1} , and R^{d1} is independently selected from H, C_{1-6} alkyl, C_{1-6} haloalkyl, C_{2-6} alkenyl, C_{2-6} alkynyl, C_{3-7} cycloalkyl, 4-7 membered heterocycloalkyl, phenyl, and 5-6 membered heteroaryl; wherein said C_{1-6} alkyl, C_{2-6} alkenyl, C_{2-6} alkynyl, C_{3-7} cycloalkyl, 4-7 membered heterocycloalkyl, phenyl and 5-6 membered heteroaryl are each optionally substituted with 1, 2, or 3 independently selected R^{11} groups;

or R^{c1} and R^{d1} together with the N atom to which they are attached form a 4-, 5-, 6-, or 7 membered heterocycloalkyl group, which is optionally substituted with -OH or C_{1-3} alkyl;

each Cy^2 is independently selected from C_{3-7} cycloalkyl, 4-7 membered heterocycloalkyl, phenyl, and 5-6 membered heteroaryl, each of which is optionally substituted with 1, 2, 3, or 4 independently selected R^{11} groups;

each R^{a2} , R^{b2} , R^{c2} , and R^{d2} is independently selected from H, C_{1-6} alkyl, C_{1-6} haloalkyl, C_{2-6} alkenyl, C_{2-6} alkynyl, C_{3-7} cycloalkyl, 4-7 membered heterocycloalkyl, phenyl, and 5-6 membered heteroaryl; wherein said C_{1-6} alkyl, C_{2-6} alkenyl, C_{2-6} alkynyl, C_{3-7} cycloalkyl, 4-7 membered heterocycloalkyl, phenyl and 5-6 membered heteroaryl are each optionally substituted with 1, 2, or 3 independently selected R^{11} groups;

or R^{c2} and R^{d2} together with the N atom to which they are attached form a 4-, 5-, 6-, or 7 membered heterocycloalkyl group, which is optionally substituted with -OH or C_{1-3} alkyl; and

each R^{11} is independently selected from OH, NO_2 , CN, halo, C_{1-3} alkyl, C_{2-3} alkenyl, C_{2-3} alkynyl, C_{1-3} haloalkyl, cyano- C_{1-3} alkyl, HO- C_{1-3} alkyl, C_{1-3} alkoxy- C_{1-3} alkyl, C_{3-7} cycloalkyl, C_{1-3} alkoxy, C_{1-3} haloalkoxy, amino, C_{1-3} alkylamino, di(C_{1-3} alkyl)amino, thio, C_{1-3} alkylthio, C_{1-3} alkylsulfinyl, C_{1-3} alkylsulfonyl, carbamyl, C_{1-3} alkylcarbamyl, di(C_{1-3} alkyl)carbamyl, carboxy, C_{1-3} alkylcarbonyl, C_{1-3} alkoxy carbonyl, C_{1-3} alkylcarbonylamino, C_{1-3} alkylsulfonylamino, aminosulfonyl, C_{1-3} alkylaminosulfonyl, di(C_{1-3} alkyl)aminosulfonyl, aminosulfonylamino, C_{1-3} alkylaminosulfonylamino, di(C_{1-3} alkyl)aminosulfonylamino, aminocarbonylamino, C_{1-3} alkylaminocarbonylamino, and di(C_{1-3} alkyl)aminocarbonylamino.

In some embodiments, R^2 is C_{1-6} alkyl, C_{1-3} alkoxy, or phenyl; wherein said phenyl is optionally substituted by 1, 2, 3, or 4 substituents independently selected from halo.

[0013] In some embodiments, R^4 is halo, CN, or C_{1-4} alkyl.

[0014] In some embodiments, R^4 is F, Cl, CN, or methyl.

[0015] In some embodiments, R^4 is F.

[0016] In some embodiments, R^4 is Cl.

[0017] In some embodiments, R^4 is CN.

[0018] In some embodiments, R^4 is methyl.

[0019] In some embodiments, R^5 is halo or CN.

[0020] In some embodiments, R^5 is Cl.

[0021] In some embodiments, R^6 is H.

[0022] In some embodiments, R^7 is H.

[0023] In some embodiments, R^8 is H, halo, CN, C_{1-6} alkyl, or Cy^2 ; wherein Cy^2 is selected from C_{3-6} cycloalkyl, phenyl, 5-6 membered heteroaryl, and 4-7 membered heterocycloalkyl, each of which is optionally substituted by 1 or 2 independently selected R^{11} groups.

[0024] In some embodiments, R^8 is H, halo, CN, C_{1-6} alkyl, or Cy^2 ; wherein Cy^2 is selected from C_{3-6} cycloalkyl, phenyl, 5-6 membered heteroaryl, or 4-7 membered heterocycloalkyl each of which is optionally substituted by 1 R^{11} selected from OH, CN, halo, C_{1-3} alkyl, C_{1-3} haloalkyl, HO- C_{1-3} alkyl, C_{1-3} alkoxy- C_{1-3} alkyl, C_{1-3} alkoxy, C_{1-3} haloalkoxy, amino, C_{1-3} alkylamino, di(C_{1-3} alkyl)amino, carbamyl, C_{1-3} alkylcarbamyl, and di(C_{1-3} alkyl)carbamyl.

[0025] In some embodiments, R^8 is H, halo, CN, methyl, or Cy^2 ; wherein Cy^2 is selected from cyclopropyl, phenyl, a pyrazole ring, a pyridine ring, or a pyrimidine ring, each of which is optionally substituted by 1 R^{11} selected from OH, CN, fluoro, methyl, 2-hydroxyethyl, dimethylcarbamyl, amino, methylcarbamyl, and dimethylcarbamyl.

In some embodiments, R^8 is H, methyl, F, Cl, or I.

[0026] In some embodiments, R^8 is methyl.

[0027] In some embodiments, R^8 is H.

[0028] In some embodiments, R^8 is F.

[0029] In some embodiments, R^8 is Cl.

[0030] In some embodiments, R^8 is I.

[0031] In some embodiments, each R^{11} is independently OH, CN, halo, C_{1-3} alkyl, C_{1-3} haloalkyl, HO- C_{1-3} alkyl, C_{1-3} alkoxy- C_{1-3} alkyl, C_{1-3} alkoxy, C_{1-3} haloalkoxy, amino, C_{1-3} alkylamino, di(C_{1-3} alkyl)amino, carbamyl, C_{1-3} alkylcarbamyl, or di(C_{1-3} alkyl)carbamyl.

In some embodiments, R¹⁰ is H.

[0032] In one embodiment, the compound of Formula VIIa is not the compounds of Examples 310-311 and 323-325. In another embodiment, the compound of Formula VIIa is selected from the compounds of Examples 310-311 and 323-325.

[0033] In some embodiments, R¹ is methyl.

[0034] In some embodiments, R² is C₁₋₃ alkoxy.

[0035] In some embodiments, R⁴ is halo, CN, or C₁₋₄ alkyl.

[0036] In some embodiments, R⁴ is methyl.

[0037] In some embodiments, R⁵ is halo.

[0038] In some embodiments, R⁵ is chloro or fluoro.

[0039] In some embodiments, R⁶ is H.

[0040] In some embodiments, R⁸ is C₁₋₆ alkyl.

[0041] In some embodiments, R⁸ is methyl.

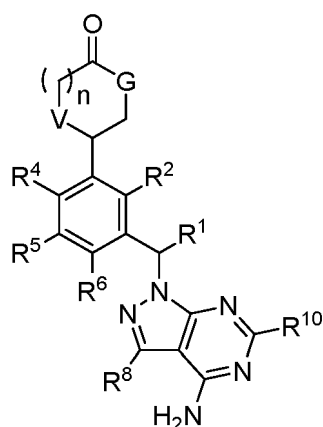
[0042] In some embodiments, R¹⁰ is H.

[0043] In some embodiments, G is NH, n is 0 and V is CH₂.

[0044] In some embodiments, G is NH, n is 1 and V is O.

[0045] In some embodiments, G is O, n is 0 and V is NH.

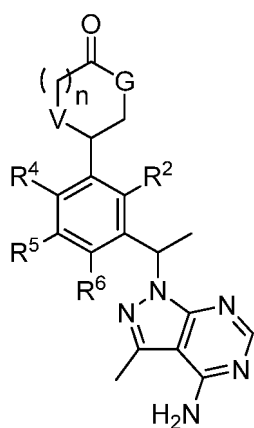
[0046] The compound for use according to the invention is a compound having Formula VIIa:



VIIa

or a pharmaceutically acceptable salt thereof.

[0047] In some embodiments, the compound is a compound having Formula VIIb:



VIIb

or a pharmaceutically acceptable salt thereof.

[0048] In some embodiments:

G is NH;

n is 0;
 V is CH₂;
 R² is C₁₋₃ alkoxy;
 R⁴ is halo, CN, or C₁₋₄ alkyl;
 5 R⁵ is halo; and
 R⁶ is H.

[0049] In some embodiments:

10 G is NH;
 n is 1;
 V is O;
 R² is C₁₋₃ alkoxy;
 R⁴ is halo, CN, or C₁₋₄ alkyl;
 15 R⁵ is halo; and
 R⁶ is H.

[0050] In some embodiments:

20 G is O;
 n is 0;
 V is NH;
 R² is C₁₋₃ alkoxy;
 R⁴ is halo;
 25 R⁵ is halo; and
 R⁶ is H.

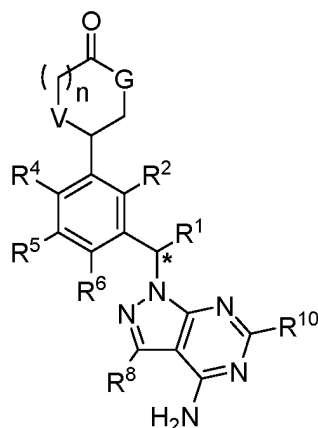
[0051] In some embodiments, the compound is selected from:

30 4-{3-[1-(4-amino-3-methyl-1*H*-pyrazolo[3,4-*d*]pyrimidin-1-yl)ethyl]-5-chloro-2-ethoxy-6-methylphenyl}pyrrolidin-2-one;
 6-{3-[1-(4-Amino-3-methyl-1*H*-pyrazolo[3,4-*d*]pyrimidin-1-yl)ethyl]-5-chloro-2-methoxy-6-methylphenyl}morpho-
 lin-3-one;
 35 4-{3-[1-(4-amino-3-methyl-1*H*-pyrazolo[3,4-*d*]pyrimidin-1-yl)ethyl]-5-chloro-2-ethoxy-6-fluorophenyl }pyrrolidin-2-one;
 4-[1-(4-amino-3-methyl-1*H*-pyrazolo[3,4-*d*]pyrimidin-1-yl)ethyl]-6-chloro-3-ethoxy-2-(5-oxopyrrolidin-3-yl)benzoni-
 trile; and
 4-{3-[1-(4-amino-3-methyl-1*H*-pyrazolo[3,4-*d*]pyrimidin-1-yl)ethyl]-5-chloro-2-ethoxy-6-fluorophenyl }-1,3-oxazoli-
 din-2-one;
 40 or a pharmaceutically acceptable salt thereof of any of the aforementioned.

[0052] In some embodiments, the compound is selected from:

45 4-{3-[1-(4-amino-3-methyl-1*H*-pyrazolo[3,4-*d*]pyrimidin-1-yl)ethyl]-5-chloro-2-ethoxy-6-fluorophenyl }pyrrolidin-2-one;
 (S)-4-(3-((S)-1-(4-amino-3-methyl-1*H*-pyrazolo[3,4-*d*]pyrimidin-1-yl)ethyl)-5-chloro-2-ethoxy-6-fluorophenyl)pyrro-
 lidin-2-one;
 (R)-4-(3-((S)-1-(4-amino-3-methyl-1*H*-pyrazolo[3,4-*d*]pyrimidin-1-yl)ethyl)-5-chloro-2-ethoxy-6-fluorophenyl)pyrro-
 lidin-2-one;
 50 (S)-4-(3-((R)-1-(4-amino-3-methyl-1*H*-pyrazolo[3,4-*d*]pyrimidin-1-yl)ethyl)-5-chloro-2-ethoxy-6-fluorophenyl)pyrro-
 lidin-2-one; and
 (R)-4-(3-((R)-1-(4-amino-3-methyl-1*H*-pyrazolo[3,4-*d*]pyrimidin-1-yl)ethyl)-5-chloro-2-ethoxy-6-fluorophenyl)pyrro-
 lidin-2-one;
 55 or a pharmaceutically acceptable salt thereof of any of the aforementioned.

[0053] In some embodiments, the starred carbon in Formula VIIa:



VIIa

is a chiral carbon and said compound or salt is the (S)-enantiomer.

[0054] Conversely, various features of the invention which are, for brevity, described in the context of a single embodiment, can also be provided separately or in any suitable subcombination.

[0055] At various places in the present specification, divalent linking substituents are described. It is specifically intended that each divalent linking substituent include both the forward and backward forms of the linking substituent. For example, $-\text{NR}(\text{CR}'\text{R}'')_n-$ includes both $-\text{NR}(\text{CR}'\text{R}'')_n-$ and $-(\text{CR}'\text{R}'')_n\text{NR}-$. Where the structure clearly requires a linking group, the Markush variables listed for that group are understood to be linking groups.

[0056] The term "n-membered" where n is an integer typically describes the number of ring-forming atoms in a moiety where the number of ring-forming atoms is n. For example, piperidinyl is an example of a 6-membered heterocycloalkyl ring, pyrazolyl is an example of a 5-membered heteroaryl ring, pyridyl is an example of a 6-membered heteroaryl ring, and 1,2,3,4-tetrahydro-naphthalene is an example of a 10-membered cycloalkyl group.

[0057] As used herein, the phrase "optionally substituted" means unsubstituted or substituted. As used herein, the term "substituted" means that a hydrogen atom is removed and replaced by a substituent. It is to be understood that substitution at a given atom is limited by valency.

[0058] Throughout the definitions, the term " C_{n-m} " indicates a range which includes the endpoints, wherein n and m are integers and indicate the number of carbons. Examples include C_{1-4} , C_{1-6} , and the like.

[0059] As used herein, the term " C_{n-m} alkyl", employed alone or in combination with other terms, refers to a saturated hydrocarbon group that may be straight-chain or branched, having n to m carbons. In some embodiments, the alkyl group contains from 1 to 6 carbon atoms, from 1 to 4 carbon atoms, from 1 to 3 carbon atoms, or 1 to 2 carbon atoms. Examples of alkyl moieties include, but are not limited to, chemical groups such as methyl, ethyl, n-propyl, isopropyl, n-butyl, *tert*-butyl, isobutyl, sec-butyl; higher homologs such as 2-methyl-1-butyl, n-pentyl, 3-pentyl, n-hexyl, 1,2,2-trimethylpropyl, and the like.

[0060] As used herein, " C_{n-m} alkenyl" refers to an alkyl group having one or more double carbon-carbon bonds and having n to m carbons. In some embodiments, the alkenyl moiety contains 2 to 6, 2 to 4, or 2 to 3 carbon atoms. Example alkenyl groups include, but are not limited to, ethenyl, n-propenyl, isopropenyl, n-butenyl, sec-butenyl, and the like.

[0061] As used herein, " C_{n-m} alkynyl" refers to an alkyl group having one or more triple carbon-carbon bonds and having n to m carbons. Example alkynyl groups include, but are not limited to, ethynyl, propyn-1-yl, propyn-2-yl, and the like. In some embodiments, the alkynyl moiety contains 2 to 6, 2 to 4, or 2 to 3 carbon atoms.

[0062] As used herein, the term "alkylene", employed alone or in combination with other terms, refers to a divalent alkyl linking group. Examples of alkylene groups include, but are not limited to, ethan-1,2-diyl, propan-1,3-diyl, propan-1,2-diyl, butan-1,4-diyl, butan-1,3-diyl, butan-1,2-diyl, 2-methyl-propan-1,3-diyl, and the like.

[0063] As used herein, the term " C_{n-m} alkoxy", employed alone or in combination with other terms, refers to a group of formula $-\text{O}-\text{alkyl}$, wherein the alkyl group has n to m carbons. Example alkoxy groups include methoxy, ethoxy, propoxy (e.g., n-propoxy and isopropoxy), t-butoxy, and the like. In some embodiments, the alkyl group has 1 to 6, 1 to 4, or 1 to 3 carbon atoms.

[0064] As used herein, the term " C_{n-m} alkylamino" refers to a group of formula $-\text{NH}(\text{alkyl})$, wherein the alkyl group has n to m carbon atoms. In some embodiments, the alkyl group has 1 to 6, 1 to 4, or 1 to 3 carbon atoms.

[0065] As used herein, the term " C_{n-m} alkoxycarbonyl" refers to a group of formula $-\text{C}(\text{O})\text{O}-\text{alkyl}$, wherein the alkyl group has n to m carbon atoms. In some embodiments, the alkyl group has 1 to 6, 1 to 4, or 1 to 3 carbon atoms.

[0066] As used herein, the term " C_{n-m} alkylcarbonyl" refers to a group of formula $-\text{C}(\text{O})-\text{alkyl}$, wherein the alkyl group has n to m carbon atoms. In some embodiments, the alkyl group has 1 to 6, 1 to 4, or 1 to 3 carbon atoms.

[0067] As used herein, the term " C_{n-m} alkylcarbonylamino" refers to a group of formula $-\text{NHC}(\text{O})-\text{alkyl}$, wherein the alkyl

group has n to m carbon atoms. In some embodiments, the alkyl group has 1 to 6, 1 to 4, or 1 to 3 carbon atoms.

[0068] As used herein, the term " C_{n-m} alkylsulfonfylamino" refers to a group of formula $-NHS(O)_2$ -alkyl, wherein the alkyl group has n to m carbon atoms. In some embodiments, the alkyl group has 1 to 6, 1 to 4, or 1 to 3 carbon atoms.

[0069] As used herein, the term "aminosulfonyl" refers to a group of formula $-S(O)_2NH_2$.

[0070] As used herein, the term " C_{n-m} alkylaminosulfonyl" refers to a group of formula $-S(O)_2NH$ (alkyl), wherein the alkyl group has n to m carbon atoms. In some embodiments, the alkyl group has 1 to 6, 1 to 4, or 1 to 3 carbon atoms.

[0071] As used herein, the term "di(C_{n-m} alkyl)aminosulfonyl" refers to a group of formula $-S(O)_2N$ (alkyl)₂, wherein each alkyl group independently has n to m carbon atoms. In some embodiments, each alkyl group has, independently, 1 to 6, 1 to 4, or 1 to 3 carbon atoms.

[0072] As used herein, the term "aminosulfonfylamino" refers to a group of formula $-NHS(O)_2NH_2$.

[0073] As used herein, the term " C_{n-m} alkylaminosulfonfylamino" refers to a group of formula $-NHS(O)_2NH$ (alkyl), wherein the alkyl group has n to m carbon atoms. In some embodiments, the alkyl group has 1 to 6, 1 to 4, or 1 to 3 carbon atoms.

[0074] As used herein, the term "di(C_{n-m} alkyl)aminosulfonfylamino" refers to a group of formula $-NHS(O)_2N$ (alkyl)₂, wherein each alkyl group independently has n to m carbon atoms. In some embodiments, each alkyl group has, independently, 1 to 6, 1 to 4, or 1 to 3 carbon atoms.

[0075] As used herein, the term "aminocarbonylamino", employed alone or in combination with other terms, refers to a group of formula $-NHC(O)NH_2$.

[0076] As used herein, the term " C_{n-m} alkylaminocarbonylamino" refers to a group of formula $-NHC(O)NH$ (alkyl), wherein the alkyl group has n to m carbon atoms. In some embodiments, the alkyl group has 1 to 6, 1 to 4, or 1 to 3 carbon atoms.

[0077] As used herein, the term "di(C_{n-m} alkyl)aminocarbonylamino" refers to a group of formula $-NHC(O)N$ (alkyl)₂, wherein each alkyl group independently has n to m carbon atoms. In some embodiments, each alkyl group has, independently, 1 to 6, 1 to 4, or 1 to 3 carbon atoms.

[0078] As used herein, the term " C_{n-m} alkylcarbamylyl" refers to a group of formula $-C(O)-NH$ (alkyl), wherein the alkyl group has n to m carbon atoms. In some embodiments, the alkyl group has 1 to 6, 1 to 4, or 1 to 3 carbon atoms.

[0079] As used herein, the term "thio" refers to a group of formula $-SH$.

[0080] As used herein, the term " C_{n-m} alkylthio" refers to a group of formula $-S$ -alkyl, wherein the alkyl group has n to m carbon atoms. In some embodiments, the alkyl group has 1 to 6, 1 to 4, or 1 to 3 carbon atoms.

[0081] As used herein, the term " C_{n-m} alkylsulfinylyl" refers to a group of formula $-S(O)$ -alkyl, wherein the alkyl group has n to m carbon atoms. In some embodiments, the alkyl group has 1 to 6, 1 to 4, or 1 to 3 carbon atoms.

[0082] As used herein, the term " C_{n-m} alkylsulfonylyl" refers to a group of formula $-S(O)_2$ -alkyl, wherein the alkyl group has n to m carbon atoms. In some embodiments, the alkyl group has 1 to 6, 1 to 4, or 1 to 3 carbon atoms.

[0083] As used herein, the term "amino" refers to a group of formula $-NH_2$.

[0084] As used herein, the term "carbamylyl" refers to a group of formula $-C(O)NH_2$.

[0085] As used herein, the term "carbonyl", employed alone or in combination with other terms, refers to a $-C(O)-$ group.

[0086] As used herein, the term "cyano- C_{1-3} alkyl" refers to a group of formula $-(C_{1-3}$ alkylene)-CN.

[0087] As used herein, the term "HO- C_{1-3} alkyl" refers to a group of formula $-(C_{1-3}$ alkylene)-OH.

[0088] As used herein, the term " C_{1-3} alkoxy- C_{1-3} alkyl" refers to a group of formula $-(C_{1-3}$ alkylene)-O(C_{1-3} alkyl).

[0089] As used herein, the term "carboxy" refers to a group of formula $-C(O)OH$.

[0090] As used herein, the term "di(C_{n-m} -alkyl)amino" refers to a group of formula $-N$ (alkyl)₂, wherein the two alkyl groups each has, independently, n to m carbon atoms. In some embodiments, each alkyl group independently has 1 to 6, 1 to 4, or 1 to 3 carbon atoms.

[0091] As used herein, the term "di(C_{n-m} -alkyl)carbamylyl" refers to a group of formula $-C(O)N$ (alkyl)₂, wherein the two alkyl groups each has, independently, n to m carbon atoms. In some embodiments, each alkyl group independently has 1 to 6, 1 to 4, or 1 to 3 carbon atoms.

[0092] As used herein, "halo" refers to F, Cl, Br, or I. In some embodiments, the halo group is F or Cl.

[0093] As used herein, " C_{n-m} haloalkoxy" refers to a group of formula $-O$ -haloalkyl having n to m carbon atoms. An example haloalkoxy group is OCF_3 . In some embodiments, the haloalkoxy group is fluorinated only. In some embodiments, the alkyl group has 1 to 6, 1 to 4, or 1 to 3 carbon atoms.

[0094] As used herein, the term " C_{n-m} haloalkyl", employed alone or in combination with other terms, refers to an alkyl group having from one halogen atom to 2s+1 halogen atoms which may be the same or different, where "s" is the number of carbon atoms in the alkyl group, wherein the alkyl group has n to m carbon atoms. In some embodiments, the haloalkyl group is fluorinated only. In some embodiments, the alkyl group has 1 to 6, 1 to 4, or 1 to 3 carbon atoms.

[0095] As used herein, "cycloalkyl" refers to non-aromatic cyclic hydrocarbons including cyclized alkyl and/or alkenyl groups. Cycloalkyl groups can include mono- or polycyclic (e.g., having 2, 3 or 4 fused rings) groups and spirocycles. Cycloalkyl groups can have 3, 4, 5, 6, or 7 ring-forming carbons (C_{3-7}). Ring-forming carbon atoms of a cycloalkyl group can be optionally substituted by oxo or sulfido. Cycloalkyl groups also include cycloalkylidenes. Example cycloalkyl groups

include cyclopropyl, cyclobutyl, cyclopentyl, cyclohexyl, cycloheptyl, cyclopentenyl, cyclohexenyl, cyclohexadienyl, cycloheptatrienyl, norbornyl, norpinyll, norcarnyl, and the like. In some embodiments, cycloalkyl is cyclopropyl, cyclobutyl, cyclopentyl, or cyclohexyl. Also included in the definition of cycloalkyl are moieties that have one or more aromatic rings fused (i.e., having a bond in common with) to the cycloalkyl ring, for example, benzo or thienyl derivatives of cyclopentane, cyclohexane, and the like. A cycloalkyl group containing a fused aromatic ring can be attached through any ring-forming atom including a ring-forming atom of the fused aromatic ring.

[0096] As used herein, "heteroaryl" refers to a monocyclic or polycyclic aromatic heterocycle having at least one heteroatom ring member selected from sulfur, oxygen, and nitrogen. In some embodiments, the heteroaryl ring has 1, 2, 3, or 4 heteroatom ring members independently selected from nitrogen, sulfur and oxygen. In some embodiments, any ring-forming N in a heteroaryl moiety can be an N-oxide. In some embodiments, the heteroaryl has 5-10 ring atoms and 1, 2, 3 or 4 heteroatom ring members independently selected from nitrogen, sulfur and oxygen. In some embodiments, the heteroaryl has 5-6 ring atoms and 1 or 2 heteroatom ring members independently selected from nitrogen, sulfur and oxygen. In some embodiments, the heteroaryl is a five-membered or six-membered heteroaryl ring.

[0097] A five-membered heteroaryl ring is a heteroaryl with a ring having five ring atoms wherein one or more (e.g., 1, 2, or 3) ring atoms are independently selected from N, O, and S. Exemplary five-membered ring heteroaryls are thienyl, furyl, pyrrolyl, imidazolyl, thiazolyl, oxazolyl, pyrazolyl, isothiazolyl, isoxazolyl, 1,2,3-triazolyl, tetrazolyl, 1,2,3-thiadiazolyl, 1,2,3-oxadiazolyl, 1,2,4-triazolyl, 1,2,4-thiadiazolyl, 1,2,4-oxadiazolyl, 1,3,4-triazolyl, 1,3,4-thiadiazolyl, and 1,3,4-oxadiazolyl.

[0098] A six-membered heteroaryl ring is a heteroaryl with a ring having six ring atoms wherein one or more (e.g., 1, 2, or 3) ring atoms are independently selected from N, O, and S. Exemplary six-membered ring heteroaryls are pyridyl, pyrazinyl, pyrimidinyl, triazinyl and pyridazinyl.

[0099] A "bicyclic C₉₋₁₀ heteroaryl" is bicyclic fused heteroaryl having 9 to 10 ring members.

[0100] As used herein, "heterocycloalkyl" refers to non-aromatic monocyclic or polycyclic heterocycles having one or more ring-forming heteroatoms selected from O, N, or S. Included in heterocycloalkyl are monocyclic 4-, 5-, 6-, and 7-membered heterocycloalkyl groups. Heterocycloalkyl groups can also include spirocycles. Example heterocycloalkyl groups include pyrrolidin-2-one, 1,3-isoxazolidin-2-one, pyran, tetrahydropuran, oxetanyl, azetidyl, morpholino, thiomorpholino, piperazinyl, tetrahydrofuranyl, tetrahydrothienyl, piperidinyl, pyrrolidinyl, isoxazolidinyl, isothiazolidinyl, pyrazolidinyl, oxazolidinyl, thiazolidinyl, imidazolidinyl, azepanyl, benzazapene, and the like. Ring-forming carbon atoms and heteroatoms of a heterocycloalkyl group can be optionally substituted by oxo or sulfido (e.g., C(O), S(O), C(S), or S(O)₂, etc.). The heterocycloalkyl group can be attached through a ring-forming carbon atom or a ring-forming heteroatom. In some embodiments, the heterocycloalkyl group contains 0 to 3 double bonds. In some embodiments, the heterocycloalkyl group contains 0 to 2 double bonds. Also included in the definition of heterocycloalkyl are moieties that have one or more aromatic rings fused (i.e., having a bond in common with) to the cycloalkyl ring, for example, benzo or thienyl derivatives of piperidine, morpholine, azepine, etc. A heterocycloalkyl group containing a fused aromatic ring can be attached through any ring-forming atom including a ring-forming atom of the fused aromatic ring. In some embodiments, the heterocycloalkyl has 4-10, 4-7 or 4-6 ring atoms with 1 or 2 heteroatoms independently selected from nitrogen, oxygen or sulfur and having one or more oxidized ring members.

[0101] At certain places, the definitions or embodiments refer to specific rings (e.g., an azetidine ring, a pyridine ring, etc.). Unless otherwise indicated, these rings can be attached any ring member provided that the valency of the atom is not exceeded. For example, an azetidine ring may be attached at any position of the ring, whereas an azetidin-3-yl ring is attached at the 3-position.

[0102] The compounds described herein can be asymmetric (e.g., having one or more stereocenters). All stereoisomers, such as enantiomers and diastereomers, are intended unless otherwise indicated. Compounds of the present invention that contain asymmetrically substituted carbon atoms can be isolated in optically active or racemic forms. Methods on how to prepare optically active forms from optically inactive starting materials are known in the art, such as by resolution of racemic mixtures or by stereoselective synthesis. Many geometric isomers of olefins, C=N double bonds, and the like can also be present in the compounds described herein, and all such stable isomers are contemplated in the present invention. *Cis* and *trans* geometric isomers of the compounds of the present invention are described and may be isolated as a mixture of isomers or as separated isomeric forms. In some embodiments, the compound has the (R)-configuration. In some embodiments, the compound has the (S)-configuration.

[0103] Resolution of racemic mixtures of compounds can be carried out by any of numerous methods known in the art. An example method includes fractional recrystallization using a chiral resolving acid which is an optically active, salt-forming organic acid. Suitable resolving agents for fractional recrystallization methods are, for example, optically active acids, such as the D and L forms of tartaric acid, diacetyltartaric acid, dibenzoyltartaric acid, mandelic acid, malic acid, lactic acid or the various optically active camphorsulfonic acids such as β -camphorsulfonic acid. Other resolving agents suitable for fractional crystallization methods include stereoisomerically pure forms of α -methylbenzylamine (e.g., S and R forms, or diastereomerically pure forms), 2-phenylglycinol, norephedrine, ephedrine, N-methylephedrine, cyclohexylethylamine, 1,2-diaminocyclohexane, and the like.

[0104] Resolution of racemic mixtures can also be carried out by elution on a column packed with an optically active resolving agent (e.g., dinitrobenzoylphenylglycine). Suitable elution solvent composition can be determined by one skilled in the art.

[0105] Compounds for use according to the invention also include tautomeric forms. Tautomeric forms result from the swapping of a single bond with an adjacent double bond together with the concomitant migration of a proton. Tautomeric forms include prototropic tautomers which are isomeric protonation states having the same empirical formula and total charge. Example prototropic tautomers include ketone - enol pairs, amide - imidic acid pairs, lactam - lactim pairs, enamine - imine pairs, and annular forms where a proton can occupy two or more positions of a heterocyclic system, for example, 1H- and 3H-imidazole, 1H-, 2H- and 4H- 1,2,4-triazole, 1H- and 2H- isoindole, and 1H- and 2H-pyrazole. Tautomeric forms can be in equilibrium or sterically locked into one form by appropriate substitution.

[0106] Compounds for use according to the invention can also include all isotopes of atoms occurring in the intermediates or final compounds. Isotopes include those atoms having the same atomic number but different mass numbers. For example, isotopes of hydrogen include tritium and deuterium.

[0107] The term, "compound," as used herein is meant to include all stereoisomers, geometric isomers, tautomers, and isotopes of the structures depicted. Compounds herein identified by name or structure as one particular tautomeric form are intended to include other tautomeric forms unless otherwise specified.

[0108] All compounds, and pharmaceutically acceptable salts thereof, can be found together with other substances such as water and solvents (e.g. hydrates and solvates) or can be isolated.

[0109] In some embodiments, the compounds for use according to the invention, or salts thereof, are substantially isolated. By "substantially isolated" is meant that the compound is at least partially or substantially separated from the environment in which it was formed or detected. Partial separation can include, for example, a composition enriched in the compounds for use according to the invention. Substantial separation can include compositions containing at least about 50%, at least about 60%, at least about 70%, at least about 80%, at least about 90%, at least about 95%, at least about 97%, or at least about 99% by weight of the compounds for use according to the invention, or salt thereof. Methods for isolating compounds and their salts are routine in the art.

[0110] The phrase "pharmaceutically acceptable" is employed herein to refer to those compounds, materials, compositions, and/or dosage forms which are, within the scope of sound medical judgment, suitable for use in contact with the tissues of human beings and animals without excessive toxicity, irritation, allergic response, or other problem or complication, commensurate with a reasonable benefit/risk ratio.

[0111] The expressions, "ambient temperature" and "room temperature" or "rt" as used herein, are understood in the art, and refer generally to a temperature, e.g. a reaction temperature, that is about the temperature of the room in which the reaction is carried out, for example, a temperature from about 20 °C to about 30 °C.

[0112] The present invention also includes pharmaceutically acceptable salts of the compounds described herein for use according to the claims. As used herein, "pharmaceutically acceptable salts" refers to derivatives of the disclosed compounds wherein the parent compound is modified by converting an existing acid or base moiety to its salt form. Examples of pharmaceutically acceptable salts include, but are not limited to, mineral or organic acid salts of basic residues such as amines; alkali or organic salts of acidic residues such as carboxylic acids; and the like. The pharmaceutically acceptable salts of the present invention include the conventional non-toxic salts of the parent compound formed, for example, from non-toxic inorganic or organic acids. The pharmaceutically acceptable salts of the present invention can be synthesized from the parent compound which contains a basic or acidic moiety by conventional chemical methods. Generally, such salts can be prepared by reacting the free acid or base forms of these compounds with a stoichiometric amount of the appropriate base or acid in water or in an organic solvent, or in a mixture of the two; generally, nonaqueous media like ether, ethyl acetate, alcohols (e.g., methanol, ethanol, iso-propanol, or butanol) or acetonitrile (ACN) are preferred. Lists of suitable salts are found in Remington's Pharmaceutical Sciences, 17th ed., Mack Publishing Company, Easton, Pa., 1985, p. 1418 and Journal of Pharmaceutical Science, 66, 2 (1977), each of which is may be useful for reference to understand the invention.

Synthesis

[0113] Compounds for use according to the invention, including salts thereof, can be prepared using known organic synthesis techniques and can be synthesized according to any of numerous possible synthetic routes.

[0114] The reactions for preparing compounds for use according to the invention can be carried out in suitable solvents which can be readily selected by one of skill in the art of organic synthesis. Suitable solvents can be substantially non-reactive with the starting materials (reactants), the intermediates, or products at the temperatures at which the reactions are carried out, e.g., temperatures which can range from the solvent's freezing temperature to the solvent's boiling temperature. A given reaction can be carried out in one solvent or a mixture of more than one solvent. Depending on the particular reaction step, suitable solvents for a particular reaction step can be selected by the skilled artisan.

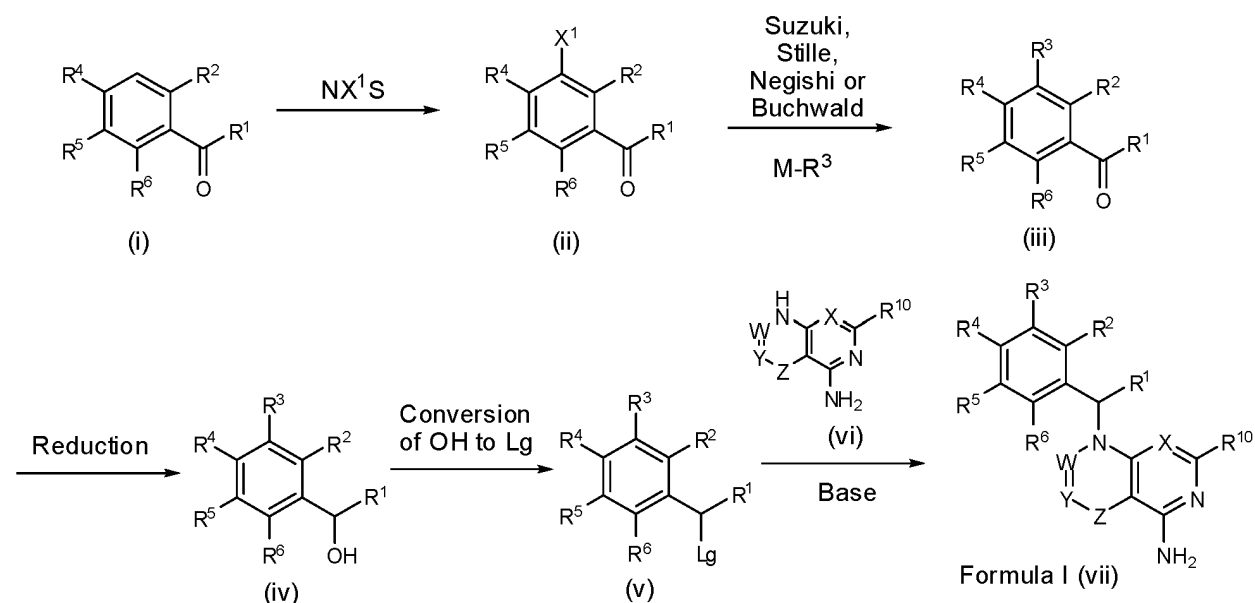
[0115] Preparation of compounds for use according to the invention can involve the protection and deprotection of

various chemical groups. The need for protection and deprotection, and the selection of appropriate protecting groups, can be readily determined by one skilled in the art. The chemistry of protecting groups can be found, for example, in T. W. Greene and P. G. M. Wuts, *Protective Groups in Organic Synthesis*, 3rd Ed., Wiley & Sons, Inc., New York (1999), which may be useful for reference to understand the invention.

[0116] Reactions can be monitored according to any suitable method known in the art. For example, product formation can be monitored by spectroscopic means, such as nuclear magnetic resonance spectroscopy (e.g., ^1H or ^{13}C), infrared spectroscopy, spectrophotometry (e.g., UV-visible), mass spectrometry, or by chromatographic methods such as high performance liquid chromatography (HPLC), liquid chromatography-mass spectroscopy (LCMS), or thin layer chromatography (TLC). Compounds can be purified by those skilled in the art by a variety of methods, including high performance liquid chromatography (HPLC) ("Preparative LC-MS Purification: Improved Compound Specific Method Optimization" Karl F. Blom, Brian Glass, Richard Sparks, Andrew P. Combs J. *Combi. Chem.* 2004, 6(6), 874-883, which may be useful for reference to understand the invention) and normal phase silica chromatography.

[0117] For example, compounds of Formula I can be formed as shown in Scheme I. The compound (i) can be halogenated with N-chlorosuccinamide, N-bromosuccinamide or N-iodosuccinamide to give compound (ii) where $\text{X}^1 = \text{Cl}, \text{Br}, \text{or I}$. The halo group of (ii) can be coupled to $\text{R}^3\text{-M}$, where M is a boronic acid, boronic ester or an appropriately substituted metal (e.g., $\text{R}^3\text{-M}$ is $\text{R}^3\text{-B}(\text{OH})_2$, $\text{R}^3\text{-Sn}(\text{Bu})_4$, or Zn-R^3), under standard Suzuki conditions or standard Stille conditions (e.g., in the presence of a palladium(0) catalyst, such as tetrakis(triphenylphosphine)palladium(0) and a base (e.g., a bicarbonate or carbonate base) or standard Negishi conditions (e.g., in the presence of a palladium(0) catalyst, such as tetrakis(triphenylphosphine)palladium(0), to give a derivative of formula (iii). Alternatively, $\text{R}^3\text{-M}$ can be a cyclic amine (where M is H and attached to the amine nitrogen) with coupling to compound (ii) being performed by heating in base or under Buchwald conditions (e.g., in the presence of a palladium(0) catalyst, such as tetrakis(triphenylphosphine)palladium(0) and a base (e.g., an alkoxide base)) to afford ketone (iii). Reduction of the ketone (iii) with a suitable reagent, such as sodium tetrahydroborate can furnish the alcohol (iv) which can be converted to a derivative bearing a leaving group (v), (e.g., Lg is chloride via reaction with cyanuric chloride or mesylate via reaction with methanesulfonic anhydride). Finally, compound (v) can be reacted with an appropriate heterocycle (vi) (e.g., 3-methyl-1H-pyrazolo[3,4-d]pyrimidin-4-amine or 4-aminopyrido[2,3-d]pyrimidin-5(8H)-one) under basic conditions (e.g., NaH or CsCO_3 or K_2CO_3) to give a compound of Formula I (vii).

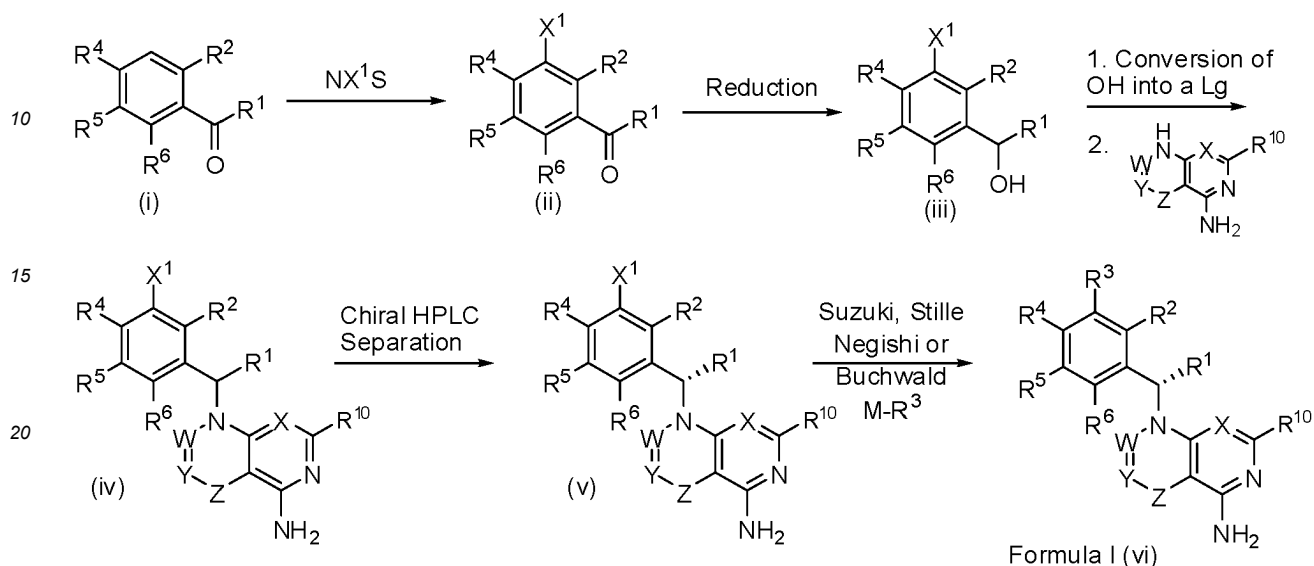
Scheme I



[0118] Alternatively, compounds of Formula I can also be formed as shown in Scheme II. The ketone compound (i) can be halogenated with N-chlorosuccinamide, N-bromosuccinamide or N-iodosuccinamide to give compound (ii) where $\text{X}^1 = \text{Cl}, \text{Br}, \text{or I}$. Ketone (ii) can be reduced with a suitable reagent, such as sodium tetrahydroborate, to give an alcohol (iii) which can be converted to a derivative bearing a leaving group, (e.g., Lg is chloride via reaction with cyanuric chloride or mesylate via reaction with methanesulfonic anhydride) and then reacted with a heterocycle to give a heterocyclic derivative (iv). The enantiomers of compound (iv) can be separated by chiral chromatography to afford a single enantiomer of heterocyclic compound (v). Finally, the halo group of (v) can be coupled to $\text{R}^3\text{-M}$, where M is a boronic acid, boronic ester or an appropriately substituted metal (e.g., $\text{R}^3\text{-M}$ is $\text{R}^3\text{-B}(\text{OH})_2$, $\text{R}^3\text{-Sn}(\text{Bu})_4$, or Zn-R^3), under standard Suzuki conditions or

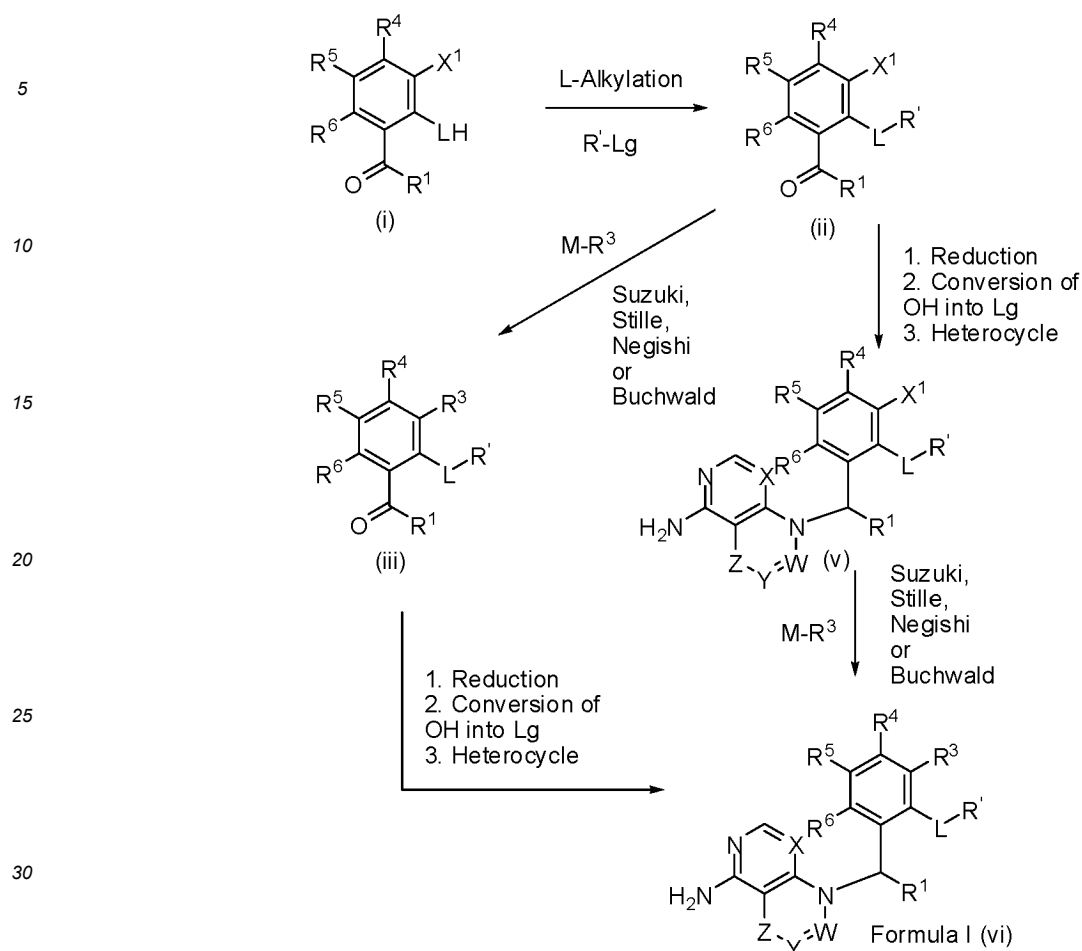
standard Stille conditions (e.g., in the presence of a palladium(0) catalyst, such as tetrakis(triphenylphosphine)palladium(0) and a base (e.g., a bicarbonate or carbonate base) or standard Negishi conditions (e.g., in the presence of a palladium(0) catalyst, such as tetrakis(triphenylphosphine)palladium(0), to give a derivative of Formula I (vi).

Scheme II



[0119] Compounds of Formula I, wherein L is O, N, or S, can be formed as shown in Scheme III. The thiols, phenols or amines (i) can be alkylated using Mitsunobu conditions (e.g., R'OH, DEAD, Ph₃P) or standard alkylating conditions (R-Lg, Lg = leaving group) to afford thioether, ether, or alkylamine derivatives (ii), respectively. The halo group of (ii) can be coupled to R³-M, where M is a boronic acid, boronic ester or an appropriately substituted metal (e.g., R³-M is R³-B(OH)₂, R³-Sn(Bu)₄, or Zn-R³) under standard Suzuki conditions or standard Stille conditions (e.g., in the presence of a palladium(0) catalyst, such as tetrakis(triphenylphosphine)palladium(0) and a base (e.g., a bicarbonate or carbonate base) or standard Negishi conditions (e.g., in the presence of a palladium(0) catalyst, such as tetrakis(triphenylphosphine)palladium(0), to give a derivative of formula (iii). Alternatively, R³-M can be a cyclic amine (where M is H and attached to the amine nitrogen) with coupling to compound (ii) being performed by heating in base or under Buchwald conditions (e.g., in the presence of a palladium(0) catalyst, such as tetrakis(triphenylphosphine)-palladium(0) and a base (e.g., an alkoxide base)) to afford compounds of formula (iii). The ketone (iii) can be transformed using similar methods as shown in Scheme I and II to afford compounds of Formula I (iv). Alternatively, the halo-ketone (ii) can be transformed using similar methods as shown in Scheme I and II to afford halo intermediate (v). Suzuki, Stille, Negishi or Buchwald coupling of R³-M with halo intermediate (v) by similar methods described in Schemes I and II can also afford compounds of Formula I (vi).

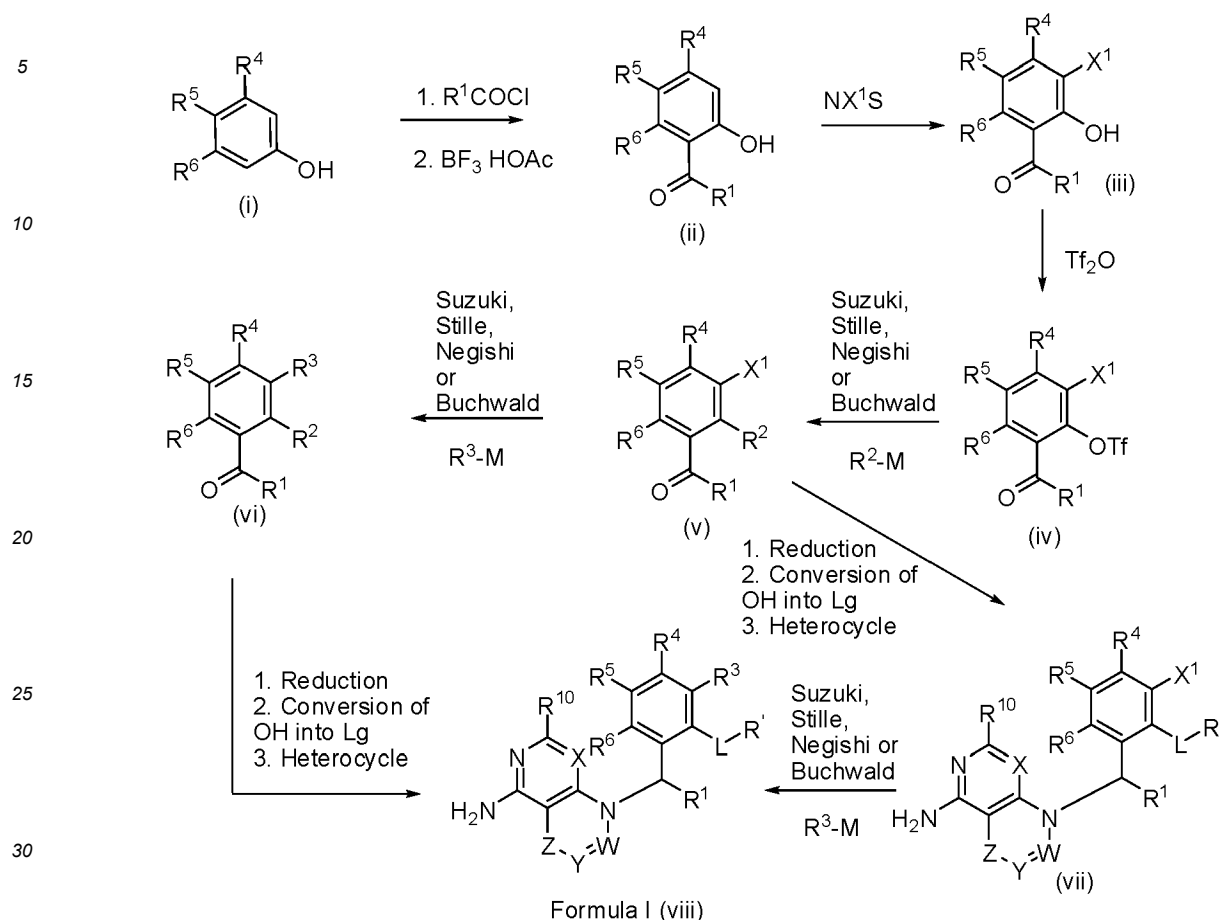
Scheme III



[0120] Compounds of Formula I can be formed as shown in Scheme IV. Compound (i) can be acylated with a suitable acylating reagent (e.g., $\text{R}^1\text{-COCl}$) to form an ester which can be rearranged under Lewis acid conditions e.g., BF_3/HOAc complex) to afford ketone (ii). Halogenation of ketone (ii) using NX^1S (e.g., NX^1S = N-chlorosuccinamide, N-bromosuccinamide or N-iodosuccinamide) can give compound (iii) where $\text{X}^1 = \text{Cl}, \text{Br}, \text{or I}$. The phenol can be converted to the triflate (iv) using standard conditions (e.g., Tf_2O). The triflate group of (iv) can be coupled to $\text{R}^3\text{-M}$, where M is a boronic acid, boronic ester or an appropriately substituted metal (e.g., $\text{R}^3\text{-M}$ is $\text{R}^3\text{-B(OH)}_2$, $\text{R}^3\text{-Sn(Bu)}_4$, or Zn-R^3) under standard Suzuki conditions or standard Stille conditions (e.g., in the presence of a palladium(0) catalyst, such as tetrakis(triphenylphosphine)palladium(0) and a base (e.g., a bicarbonate or carbonate base) or standard Negishi conditions (e.g., in the presence a palladium(0) catalyst, such as tetrakis(triphenylphosphine)palladium(0), to give a derivative of formula (v). Alternatively, $\text{R}^2\text{-M}$ can be a cyclic amine (where M is H and attached to the amine nitrogen) with coupling to compound (iv) being performed by heating in base or under Buchwald conditions (e.g., in the presence of a palladium(0) catalyst, such as tetrakis(triphenylphosphine)palladium(0) and a base (e.g., an alkoxide base)) to afford ketone (v). The halo group of (v) can be coupled to $\text{R}^3\text{-M}$, where M is a boronic acid, boronic ester or an appropriately substituted metal (e.g., $\text{R}^3\text{-M}$ is $\text{R}^3\text{-B(OH)}_2$, $\text{R}^3\text{-Sn(Bu)}_4$, or Zn-R^3), under standard Suzuki conditions or standard Stille conditions (e.g., in the presence of a palladium(0) catalyst, such as tetrakis(triphenylphosphine)palladium(0) and a base (e.g., a bicarbonate or carbonate base)) to give a derivative of formula (vi). Alternatively, $\text{R}^3\text{-M}$ can be a cyclic amine (where M is H and attached to the amine nitrogen) with coupling to compound (iv) being performed by heating in base or under Buchwald conditions (e.g., in the presence of a palladium(0) catalyst, such as tetrakis(triphenylphosphine)palladium(0) and a base (e.g., an alkoxide base)) to afford ketone (vi). The ketone (vi) can be transformed using similar methods as shown in Scheme I and II to afford compounds of Formula I (viii).

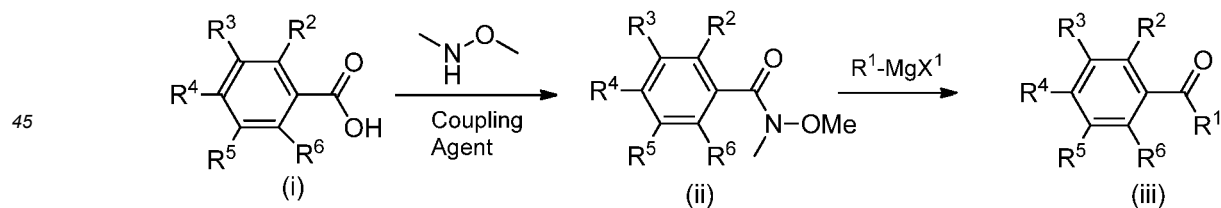
[0121] Alternatively, the halo-ketone (v) can be transformed using similar methods as shown in Scheme I and II to afford halo intermediate (vii). Suzuki, Stille, Negishi or Buchwald coupling of M-R^3 with compound (vii) by similar methods described in Schemes I and II can also afford compounds of Formula I (viii).

Scheme IV



[0122] Ketones which can be used in the processes of Scheme I, II and III can be formed as shown in Scheme V below. The carboxylic acid (i) can be activated with a coupling agent (e.g., HBTU, HATU or EDC) and then reacted with *N,O*-dimethylhydroxylamine to give a *N*-methoxy-*N*-methylcarboxamide derivative (ii). Amide (ii) may then be reacted with a Grignard reagent of formula R^1-MgX^1 ($X^1 = \text{halo}$) to give a ketone (iii). The ketone (iii) can be transformed using similar methods as shown in Scheme I, II and III to afford compounds of Formula I.

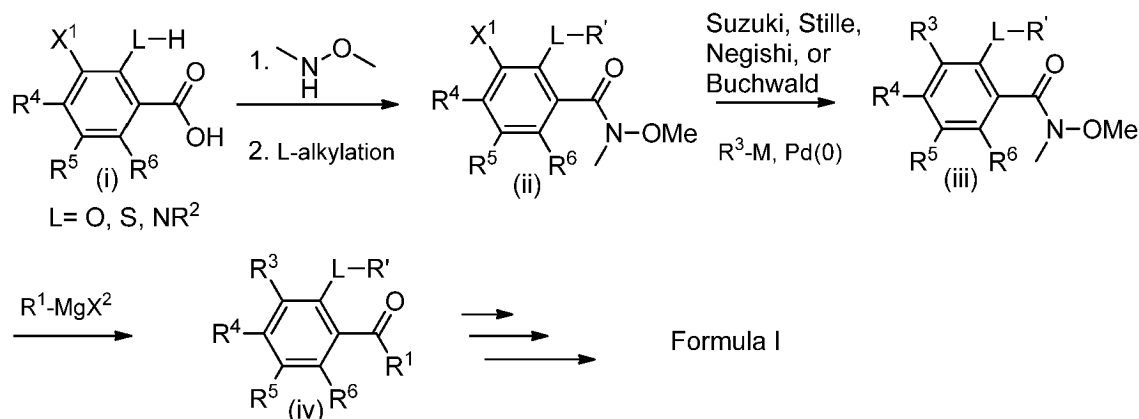
Scheme V



[0123] Ketones which can be used in the processes of Scheme I, II and III, can also be formed as shown in Scheme VI below. The carboxylic acid (i) can be activated with a coupling agent (e.g. HBTU or HATU) and then reacted with *N,O*-dimethylhydroxylamine to give a *N*-methoxy-*N*-methylcarboxamide. The thiols, phenols or amines can be alkylated using Mitsunobu conditions (e.g., $R'OH$, DEAD, Ph_3P) or standard alkylating conditions ($R'-Lg$, $Lg = \text{leaving group}$) to afford thioether, ether or alkylamine derivatives (ii), respectively. The halo group of (ii) (X^1 is halo) can be coupled to R^3-M , where M is a boronic acid, boronic ester or an appropriately substituted metal (e.g., R^3-M is $R^3-B(OH)_2$, $R^3-Sn(Bu)_4$, or $Zn-R^3$), under standard Suzuki conditions or standard Stille conditions (e.g., in the presence of a palladium(0) catalyst, such as tetrakis(triphenylphosphine)palladium(0) and a base (e.g., a bicarbonate or carbonate base) or standard Negishi conditions (e.g., in the presence of a palladium(0) catalyst, such as tetrakis(triphenylphosphine)palladium(0), to give a derivative of formula (iii). Alternatively, R^3-M can be a cyclic amine (where M is H and attached to the amine nitrogen) with

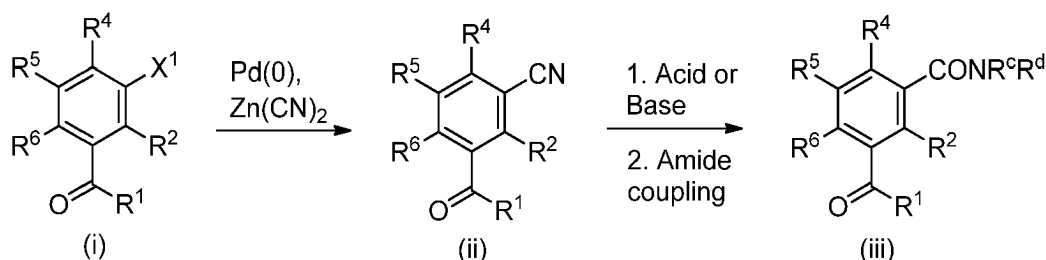
coupling to compound (ii) being performed by heating in base or under Buchwald conditions (e.g., in the presence of a palladium(0) catalyst, such as tetrakis(triphenylphosphine)palladium(0) and a base (e.g., an alkoxide base)) to afford amides (iii). Reaction of compound (iii) with a Grignard reagent of formula R^1-MgX^2 ($X^2 = \text{halo}$) can give ketone (iv). The ketone (iv) can be transformed using similar methods as shown in Scheme I, II and III to afford compounds of Formula I.

Scheme VI



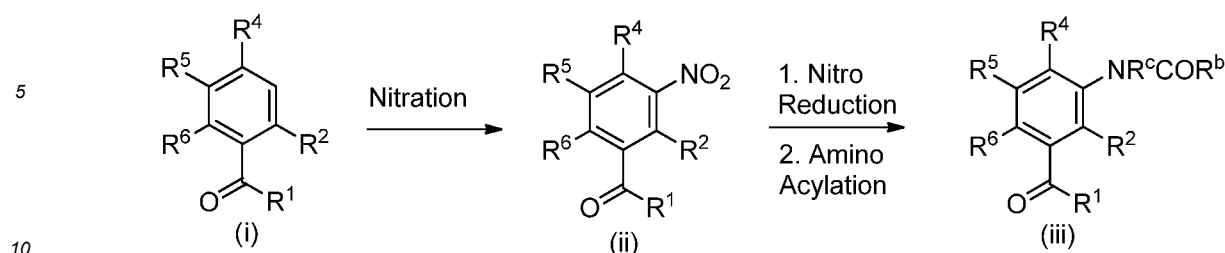
[0124] Compounds which can be used in the processes of Schemes I-III can also be formed as shown in Scheme VII. The halo-ketone (i) (X^1 is halo) can be converted to the cyano-ketone (ii) using standard cyanation conditions (e.g., $\text{Pd}(0)$ and $\text{Zn}(\text{CN})_2$). Hydrolysis of the cyano group of (ii) under acid or base conditions can give the carboxylic acid which can be coupled to amines using a coupling agent (e.g., HATU, HBTU, EDC) and appropriate amines (HNR^cR^d) to give amide (iii). In some embodiments, R^c and R^d , along with the nitrogen atom to which they are attached can optionally cyclize to form a 4-7 membered heterocycloalkyl group (thereby providing compounds wherein R^3 is $\text{C}(\text{O})\text{R}^b$, wherein R^b is 4-7 membered heterocycloalkyl). The ketone of amide (iii) can be transformed using similar methods as shown in Scheme I, II and III to afford compounds of Formula I.

Scheme VII



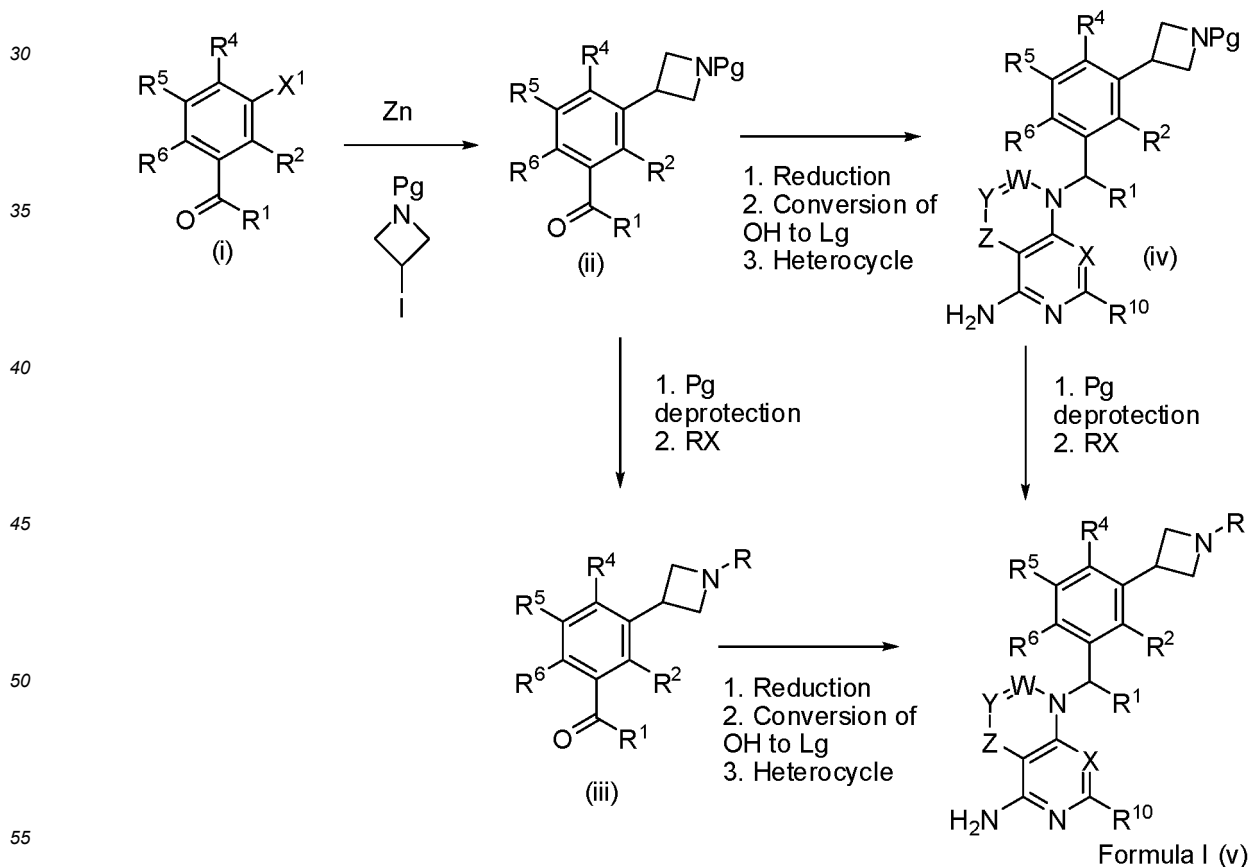
[0125] Additional compounds which can be used in the processes of Schemes I-III can be formed as shown in Scheme VIII. The ketone (i) can be converted to the nitro-ketone (ii) using standard nitration conditions (e.g., HNO_3). Reduction of the nitro group of (ii) under standard conditions (e.g., Fe , Zn , H_2 over Pd/C) can give the amino compound which can be acylated with appropriate acylating agents (e.g., $\text{RC}=\text{OCl}$, $\text{ROC}=\text{OCl}$, SO_2Cl , $\text{RRNC}=\text{O}$) to give ketone (iii). The ketone (iii) can be transformed using similar methods as shown in Scheme I, II and III to afford compounds of Formula I. In some embodiments, R^c and R^d , along with the nitrogen atom to which they are attached can optionally cyclize to form a 4-7 membered heterocycloalkyl group (thereby providing compounds wherein R^3 is $\text{C}(\text{O})\text{R}^b$, wherein R^b is 4-7 membered heterocycloalkyl).

Scheme VIII



[0126] Ketones which can be used in the processes of Scheme I, II and III, can also be formed as shown in Scheme IX below. The halo group (e.g., X¹ = I) of (i) can be coupled to a zinc reagent R³-Zn (e.g., such as tert-butyl 3-iodoazetidine-1-carboxylate with Zn dust) under standard Knochel/Negishi conditions (e.g., in the presence of a palladium(0) catalyst, such as tri-(2-furyl)phosphine and tris(dibenzylideneacetone)dipalladium(0) and 1,2-dibromoethane and chlorotrimethylsilane) to give a derivative of formula (ii). The azetidine (ii) can be deprotected (e.g., Pg = Boc, using TFA) and then reacted under alkylating, acylating or reductive amination (e.g., RX such as R-Br, RCOCl, R-SO₂Cl, RN=C=O or RCHO and a reducing agent) conditions to afford ketone derivatives (iii) which can be converted to compounds of Formula I (v) by similar methods shown in Schemes I, II, and III). Alternatively, the ketone (ii) can be reduced with suitable reagents (NaBH₄ or Corey's chiral CBS catalyst to give predominantly one isomer of the alcohol), the resulting alcohol can be converted to a leaving group (e.g., Lg is chloride via reaction with cyanuric chloride or mesylate via reaction with methanesulfonic anhydride) and then the chloride or mesylate reacted with an appropriate heterocycle (e.g., similar to methods shown in Schemes I, II and III) to afford derivatives of formula (iv). The protecting group on the amine can be removed under standard conditions and then reacted under alkylating, acylating or reductive amination conditions (e.g., RX such as R-Br, RCOCl, R-SO₂Cl, RN=C=O or RCHO and a reducing agent) to give compounds of Formula I (v).

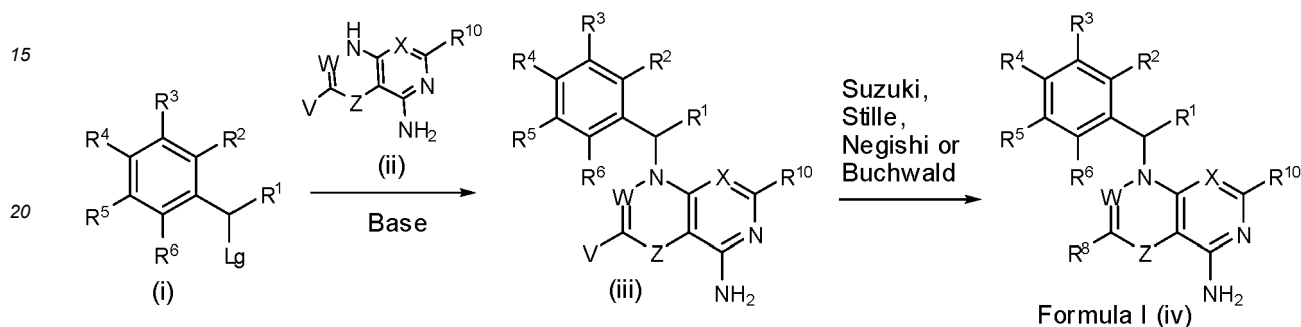
Scheme IX



Compounds of Formula I can also be formed as shown in Scheme X. The compound (i) can be reacted with a halo-

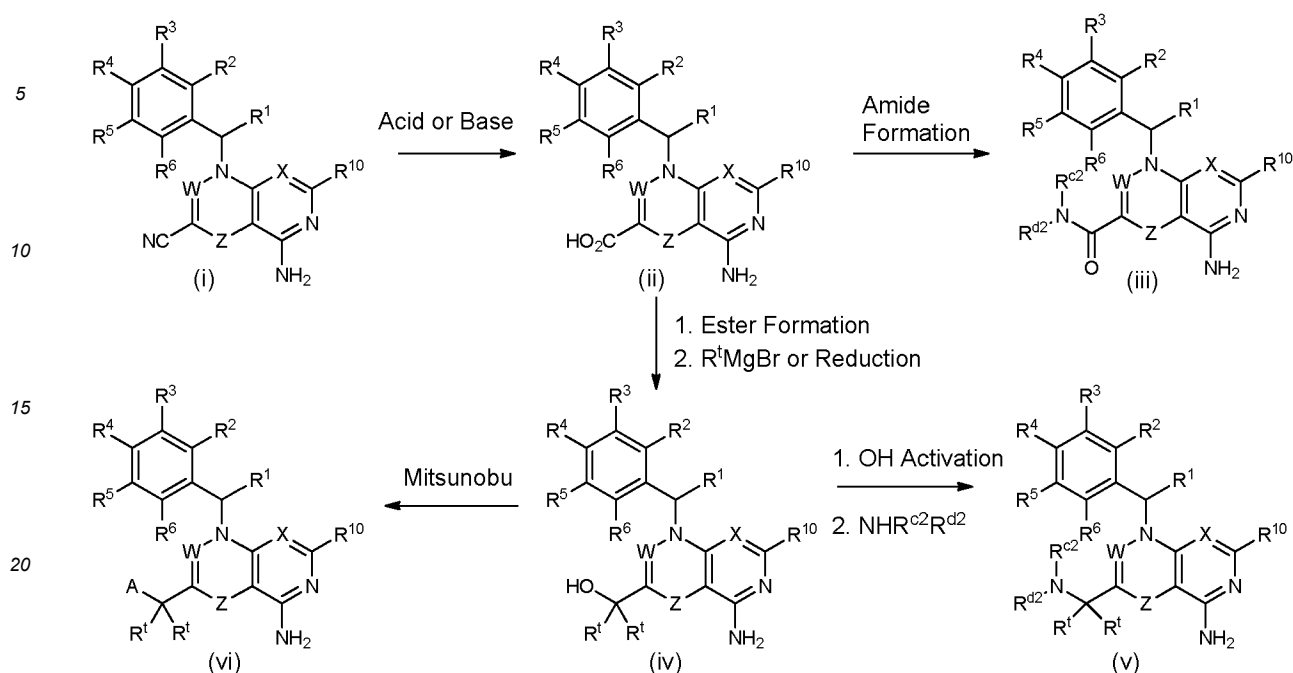
substituted heterocycle (ii) (e.g., 3-iodo-1H-pyrazolo[3,4-d]pyrimidin-4-amine or 4-amino-6-iodopyrido[2,3-d]pyrimidin-5(8H)-one) under basic conditions (e.g., NaH or CsCO₃ or K₂CO₃) to give compound (iii) where V = Cl, Br, or I. The halo group of (iii) can be coupled to R³-M, where M is a boronic acid, boronic ester or an appropriately substituted metal (e.g., R⁸-M is R⁸-B(OH)₂, R⁸-Sn(Bu)₄, or Zn-R⁸), under standard Suzuki conditions or standard Stille conditions (e.g., in the presence of a palladium(0) catalyst, such as tetrakis(triphenylphosphine)palladium(0) and a base (e.g., a bicarbonate or carbonate base) or standard Negishi conditions (e.g., in the presence of a palladium(0) catalyst, such as tetrakis(triphenylphosphine)palladium(0), to give a derivative of formula (iii). Alternatively, R⁸-M can be a cyclic amine (where M is H and attached to the amine nitrogen) with coupling to compound (iii) being performed by heating in base or under Buchwald conditions (e.g., in the presence of a palladium(0) catalyst, such as tetrakis(triphenylphosphine)palladium(0) and a base (e.g., an alkoxide base)) to afford compounds of Formula I (iv).

Scheme X



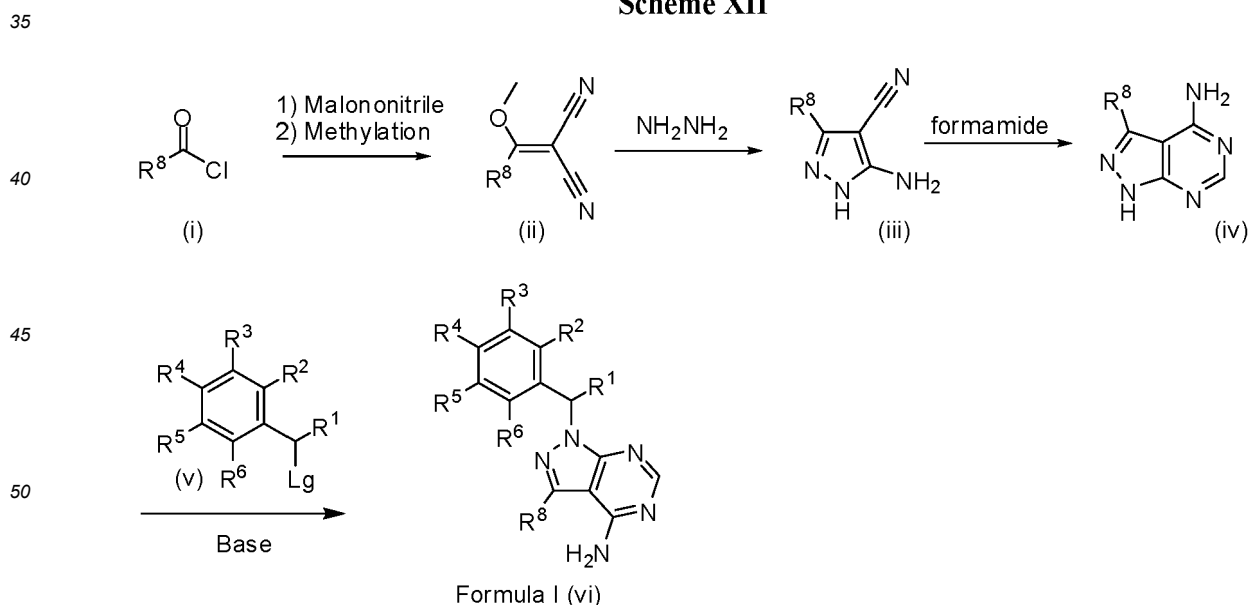
[0127] Compounds of Formula I can also be formed as shown in Scheme XI. Cyano derivative (i) can be hydrolyzed to the acid (e.g. in the presence of acid or base) to give the corresponding acid (ii). The carboxylic acid (ii) can be coupled to an amine (e.g., HNR^{c2}R^{d2} is dimethylamine) (iii) using appropriate coupling agents (e.g. HATU, HBTU, EDC) in the presence of a base, such as TEA or DIEA to give the amide (iii). The carboxylic acid (ii) can also be reduced to the alcohol (iv) where R^t = H with an appropriate reducing agent (e.g. LAH or NaBH₄) or converted to the ester and reacted with a Grignard reagent (e.g. R^tMgBr) or an alkyllithium (e.g. R^tLi) to give the secondary or tertiary alcohols (iv). The alcohol (iv) can be activated by converting to a leaving group, such as a halide by reacting with suitable reagents, such as cyanuric chloride, and then reacted with an appropriate amine (e.g. HNR^{c2}R^{d2}) to give compounds of Formula I (v). Alternatively, the alcohol (iv) can be reacted under Mitsunobu conditions (e.g. in the presence of DEAD, triphenylphosphine and a compound A (e.g. a phenol or heteroaryl bearing an NH, e.g. imidazole) to give compounds of Formula I (vi). Other modifications would be readily apparent to one of skill in the art, starting from the compounds depicted in Scheme XI (e.g., esterification of alcohols, etc.).

Scheme XI



[0128] Compound of Formula I can be synthesized from an acid chloride compound (i) as illustrated in Scheme XII. Condensation of an acid chloride (i) with malononitrile in the presence of a base, such as sodium hydride, can give a dicyanoenol intermediate, which can be O-methylated with an appropriate reagent, such as dimethyl sulfate in the presence of an appropriate base, such as sodium bicarbonate, to yield an enol ether (ii). Reaction of enol ether (ii) with hydrazine dihydrochloride in the presence of a suitable base, such as triethylamine, can give a pyrazole compound (iii). Pyrazole compound (iii) can then be reacted with formamide to give pyrazolopyrimidine (iv). Finally, compound (iv) can be reacted with appropriate compound bearing a leaving group (v) under basic conditions to give a compound of Formula I (vi).

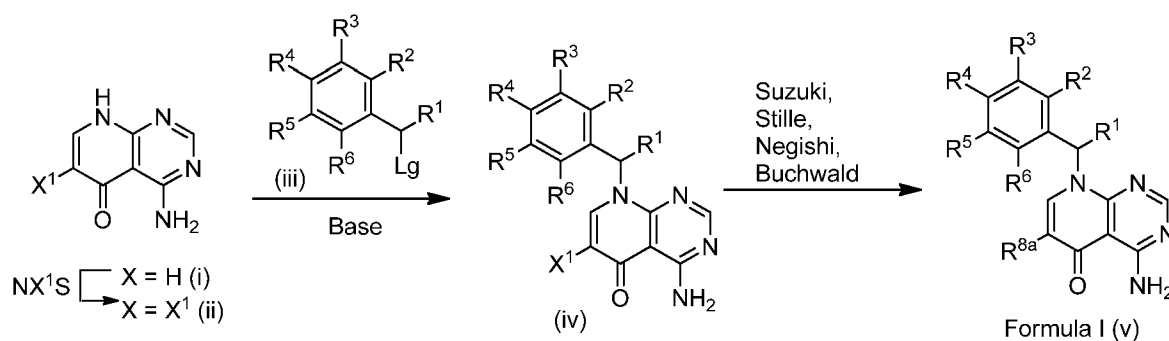
Scheme XII



[0129] Compounds of Formula I can be synthesized from commercially available 4-aminopyrido[2,3-d]pyrimidine-5(8H)-one (i). Halogenation of compound (i) with suitable reagents, such as N-halo succinamide (NX¹S, where X¹ = Cl, Br or I) can give the corresponding halo compound (ii). Reaction of the halo derivative (ii) with a compound (iii) bearing a leaving group in the presence of a suitable base (e.g. diisopropylethylamine) can give compound (iv). The halo

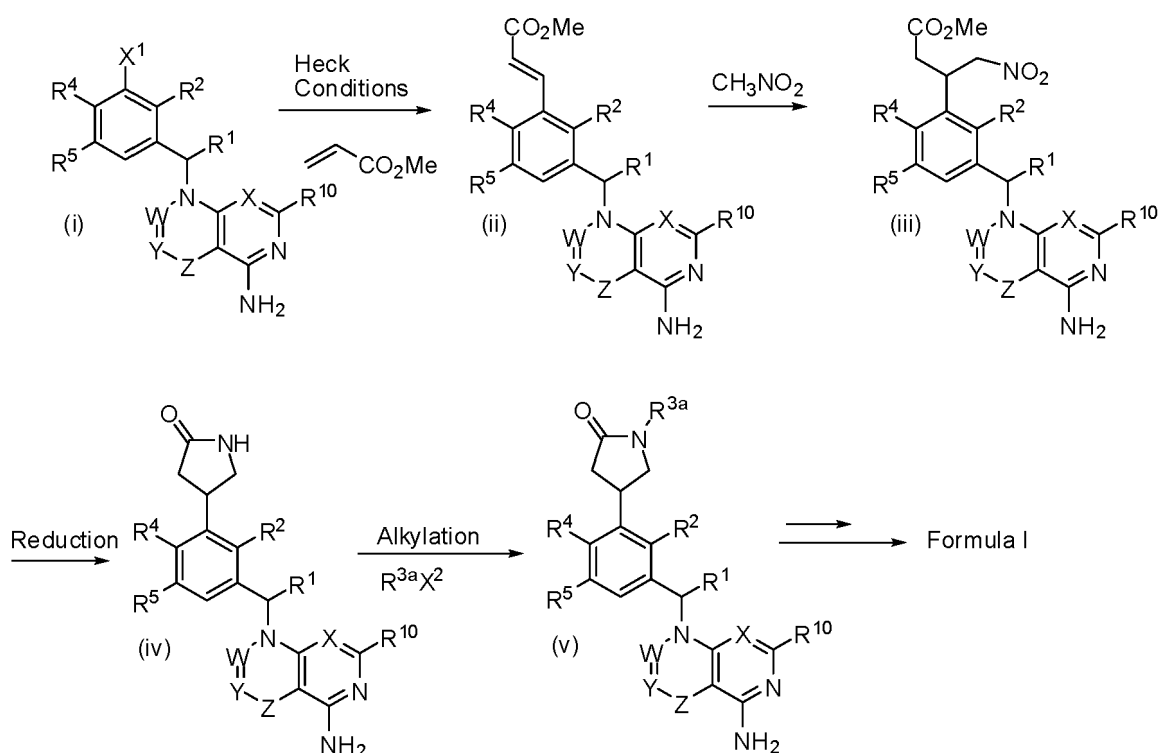
compound (iv) can be coupled to R^{8a} -M, where M is a boronic acid, boronic ester or an appropriately substituted metal (e.g., R^{8a} -M is R^{8a} -B(OH)₂, R^{8a} -Sn(Bu)₄, or Zn- R^{8a}), under standard Suzuki conditions or standard Stille conditions (e.g., in the presence of a palladium(0) catalyst, such as tetrakis(triphenylphosphine)palladium(0) and a base (e.g., a bicarbonate or carbonate base) or standard Negishi conditions (e.g., in the presence of a palladium(0) catalyst, such as tetrakis(triphenylphosphine)palladium(0), to give a derivative of formula (iii). Alternatively, R^{8a} -M can be a cyclic amine (where M is H and attached to the amine nitrogen) with coupling to compound (iii) being performed by heating in base or under Buchwald conditions (e.g., in the presence of a palladium(0) catalyst, such as tetrakis(triphenylphosphine)palladium(0) and a base (e.g., an alkoxide base)) to afford compounds of Formula I (v).

Scheme XIII



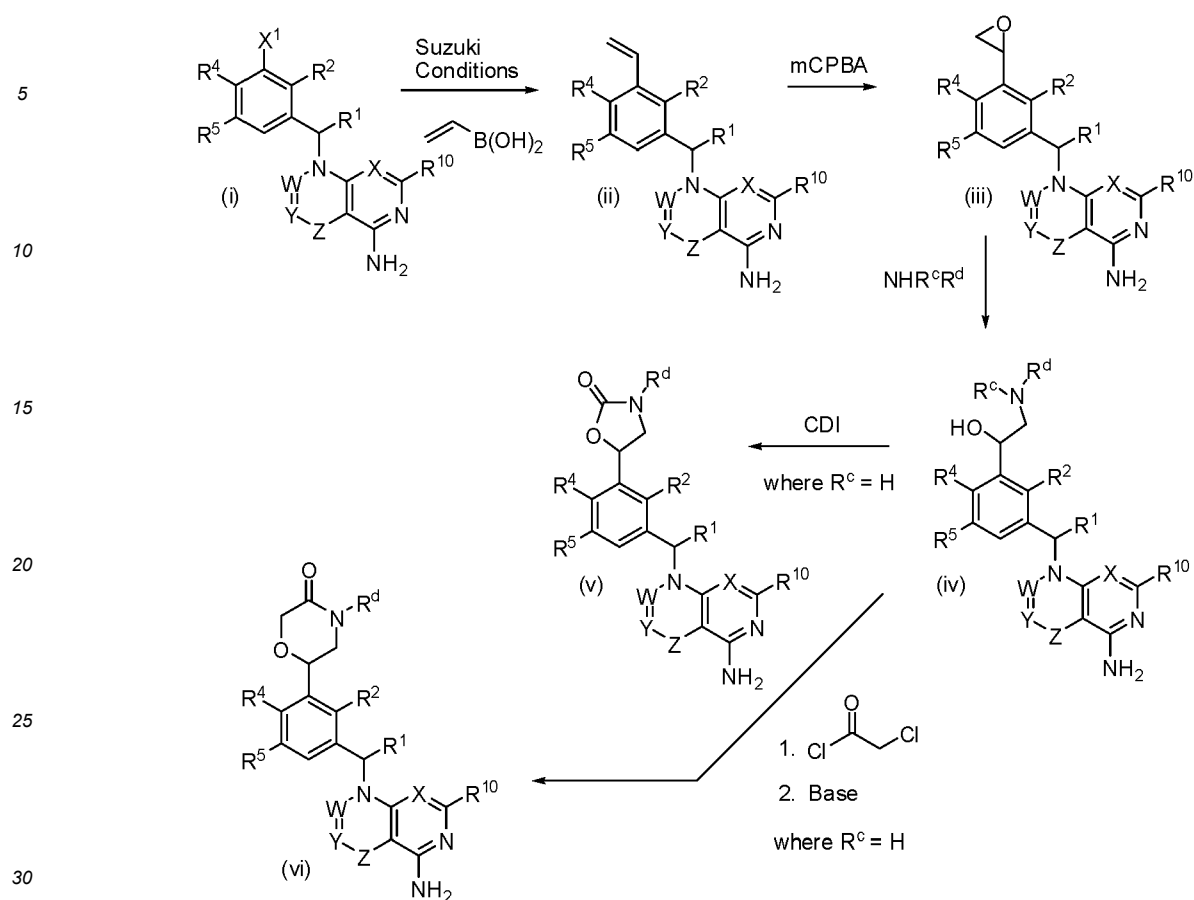
[0130] Compounds of Formula I can also be formed as shown in Scheme XIV. The halo group, X^1 , of (i) can be coupled to an alkene (e.g., acrylate or acrylamide) under standard Heck conditions (e.g., in the presence of a palladium(II) catalyst, such as palladium acetate) to give an alkene of formula (ii). Reaction of alkene (ii) with nitromethane in the presence of DBU can afford the nitro derivative (iii) which can be reduced under standard conditions (e.g., $\text{NiCl}_2 / \text{NaBH}_4$) to give a free amine which cyclizes to form lactam (iv). The lactam can be alkylated under standard conditions (e.g., R^{3a} - X^2 , where X^2 = halo, in the presence of a base, such as TEA or NaH) to give an N-alkyl-lactam (v). Compounds of formula (v), and pyrrolidines derived from the reduction of the lactam (v) with suitable reducing agents, such as LiAlH_4 , can be converted to compounds of Formula I using conditions described in Schemes I, II and III.

Scheme XIV



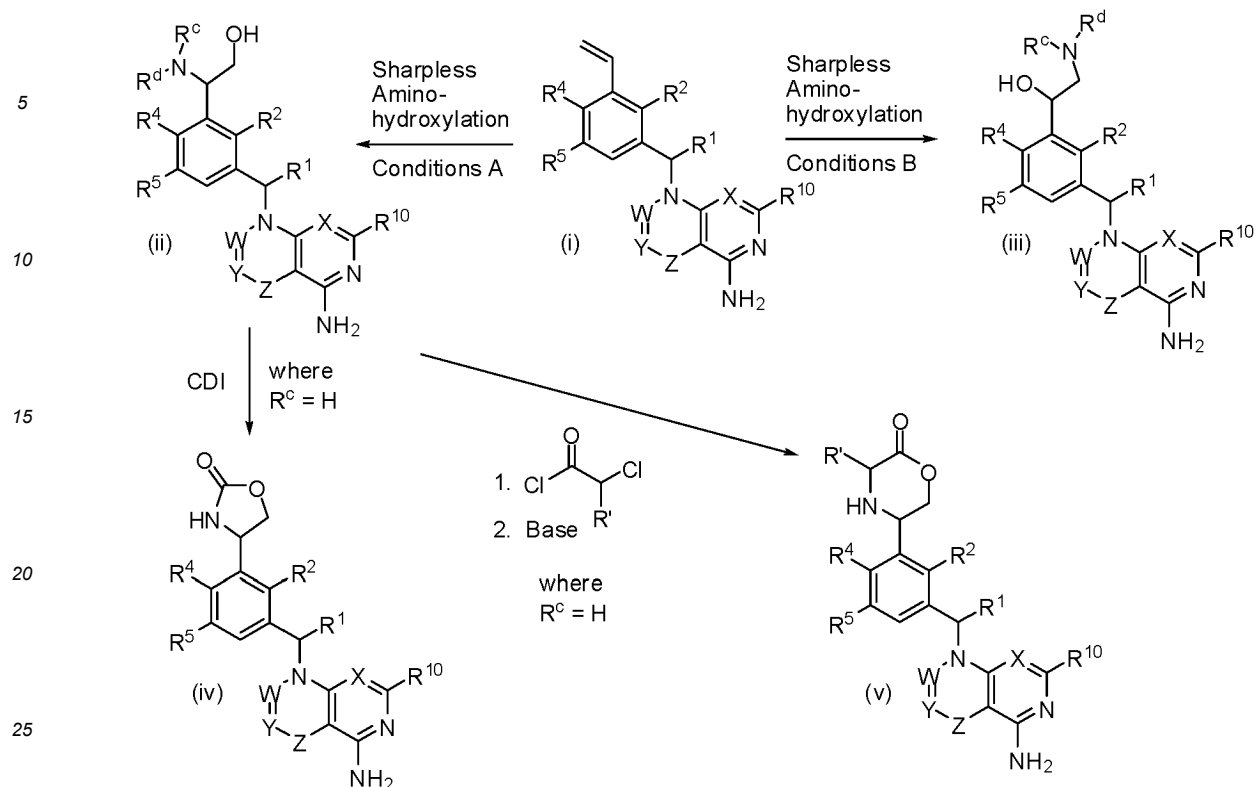
[0131] Compounds of Formula I can also be formed as shown in Scheme XV. The halo group X^1 of (i) can be coupled to $\text{R}^3\text{-M}$, where M is an appropriately substituted metal (e.g., $\text{R}^3\text{-M}$ is $\text{R}^3\text{B}(\text{OH})_2$; appropriate non-limiting starting materials for generating $\text{R}^3\text{-M}$ are shown in Scheme XII) under standard Suzuki conditions (e.g., in the presence of a palladium(0) catalyst, such as tetrakis(triphenylphosphine)palladium(0)) to give an alkene of formula (ii). Epoxidation of alkene (ii) with mCPBA can afford the epoxide (iii) which can be reacted with a secondary or primary amine (amine = NHR^cR^d ; $\text{R}^c = \text{H}$ for primary amine) to give amino compounds of formula (iv). Secondary or tertiary amine derivatives (iv) can be further reacted with carbonyldiamidazole or phosgene to form an oxazolidinone (v) or an acetyl-halide (e.g., chloro-acetylchloride in the presence of base, such as TEA) to give the N-acyl derivative which can be converted to the morpholinone derivative (vi) upon treatment with a base (e.g., NaH). Compounds of formula (iv, v, and vi) can be deprotected using standard conditions (e.g., compounds protected with THP groups may be treated with an acid, such as TFA or HCl) to give compounds of Formula I.

Scheme XV



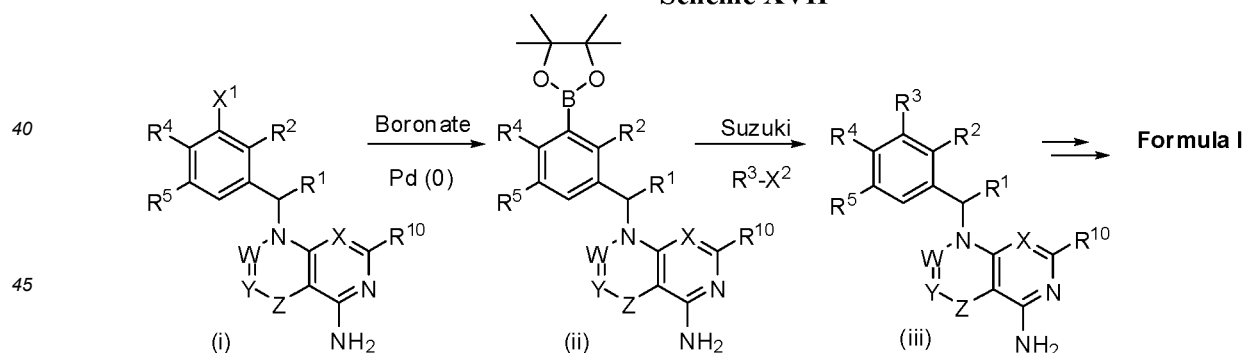
[0132] Compounds of Formula I can also be formed as shown in Scheme XVI. Sharpless amino-hydroxylation of an alkene of formula (i) under suitable conditions (A or B, as described in JACS, 2001, 123(9), 1862-1871 and J. Org. Chem, 2011, 76, 358-372) can give either amino-hydroxy isomer (ii) or (iii). Compounds (ii) and (iii) can be reacted with carbonyldiamidazole or phosgene to form an oxazolidinone (iv), or an acetyl-halide (e.g., chloro-acetylchloride in the presence of base, such as TEA) to give an N-acyl derivative which can be converted to the morpholinone derivative (v) upon treatment with a base (e.g., NaH). The alternate amino-hydroxy isomer (iii) can be converted to oxazolidinone and morpholinone derivatives as shown in Scheme XV.

Scheme XVI



[0133] Compounds of Formula I can be synthesized as shown in Scheme XVII. The halo group (e.g., X¹ = Cl, Br, I) of (i) can be converted to the boronate ester (ii) under standard conditions (e.g., pinnacle boronate ester in the presence of a palladium(0) catalyst, such as tetrakis(triphenylphosphine)palladium(0)). Boronate (ii) can be reacted with an arylhalide or heteroarylhalide (e.g., R³-X²) under Suzuki conditions (e.g., in the presence of a palladium(0) catalyst, such as tetrakis(triphenylphosphine)palladium(0) and a base, such as Na₂CO₃) to give formula (iii). Formula (iii) can be converted to Formula I using the reaction conditions described in Schemes I, II or III.

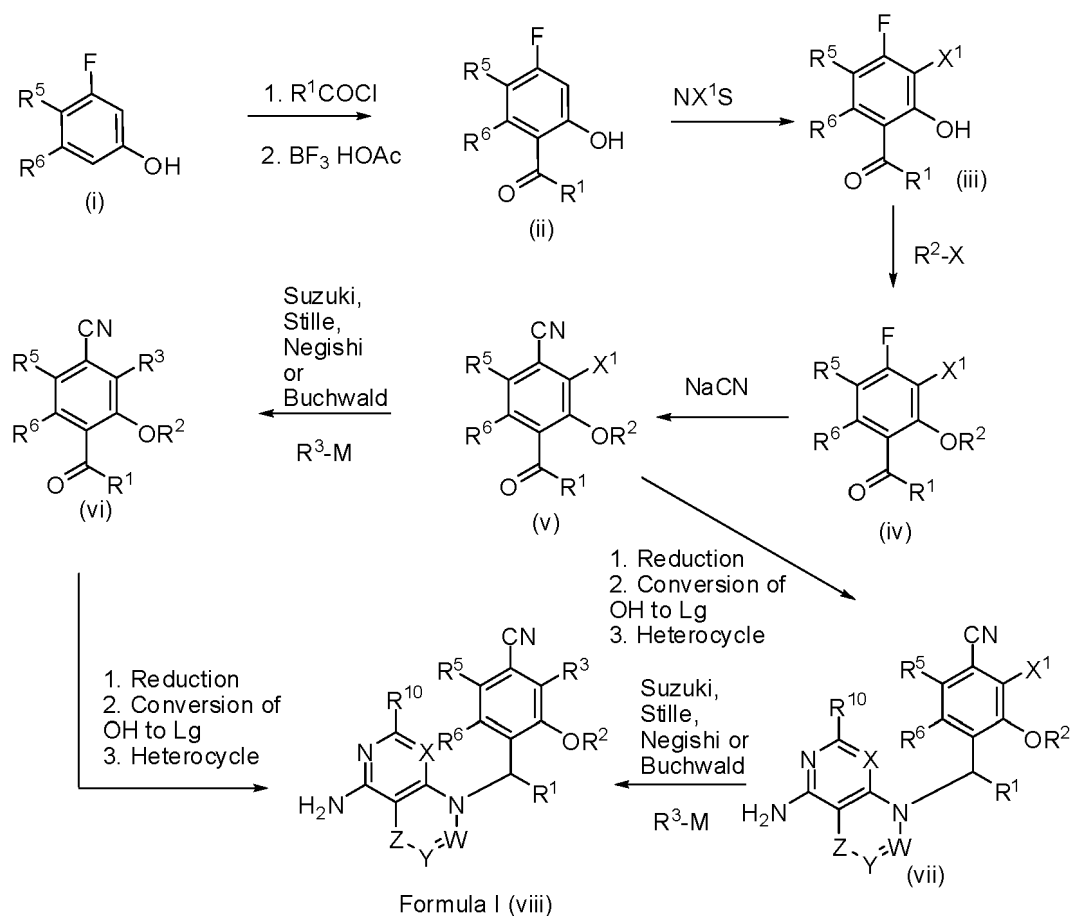
Scheme XVII



[0134] Compounds of Formula I, where R⁴ = F or CN, can be formed as shown in Scheme XVIII. Compound (i) can be acylated with a suitable acylating reagent (e.g., R¹-COCl) to form an ester which can be rearranged under Lewis acid conditions (e.g., BF₃/HOAc complex) to afford ketone (ii). Ketone (ii) can be halogenated with N-chlorosuccinamide, N-bromosuccinamide or N-iodosuccinamide to give phenol (iii), where X¹ = Cl, Br, or I. Compound (iii) can be alkylated (e.g., R²-X and a base, such as NaH or Na₂CO₃; or under Mitsunobu conditions) to afford the ether (iv). The fluoro group of (iv) can be displaced (e.g., with NaCN or KCN) to give cyano derivative (v). The halo group of (v) can be coupled to R³-M, where M is a boronic acid, boronic ester or an appropriately substituted metal (e.g., R³-M is R³-B(OH)₂, R³-Sn(Bu)₄, or Zn-R³), under standard Suzuki conditions or standard Stille conditions (e.g., in the presence of a palladium(0) catalyst, such as tetrakis(triphenylphosphine)palladium(0) and a base (e.g., a bicarbonate or carbonate base) or standard Negishi conditions (e.g., in the presence of a palladium(0) catalyst, such as tetrakis(triphenylphosphine)palladium(0)), to give

a derivative of formula (vi). Alternatively, R^3-M can be a cyclic amine (where M is H and attached to the amine nitrogen) and coupled to compound (v) by heating in base or under Buchwald conditions (e.g., in the presence of a palladium(0) catalyst, such as tetrakis(triphenylphosphine)palladium(0) and a base (e.g., an alkoxide base)) to afford ketone (vi). Reduction of the ketone (vi) with a suitable reagent, such as sodium tetrahydroborate or the Corey CBS reagent can furnish the alcohol which can be converted to a derivative bearing a leaving group, (e.g., Lg is chloride via reaction with cyanuric chloride or mesylate via reaction with methanesulfonic anhydride) and then reacted with an appropriate heterocycle (e.g., 3-methyl-1H-pyrazolo[3,4-d]pyrimidin-4-amine or 4-aminopyrido[2,3-d]pyrimidin-5(8H)-one) under basic conditions (e.g., NaH or CsCO_3 or K_2CO_3) to give a compound of Formula I (viii). Alternatively, the last two steps can be inverted so that the ketone (v) can be reduced to give alcohol which is converted to a leaving group and displaced with the heterocycle first and then the Suzuki, Stille, Negishi or Buchwald coupling is performed to give compounds of Formula I (viii). The fluoro derivatives (iv) can also be converted to compounds of Formula I by eliminating the cyanation step in scheme XVIII.

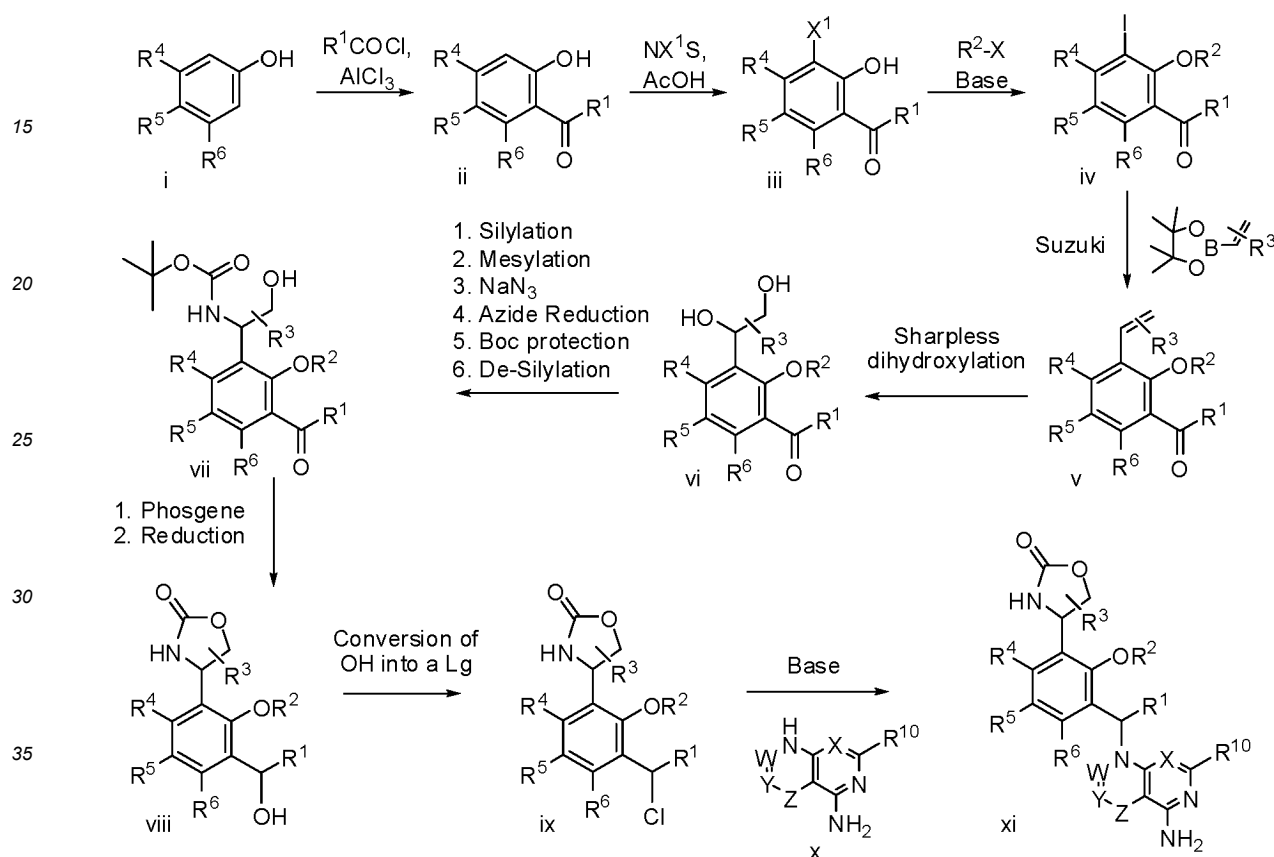
Scheme XVIII



[0135] Compounds of Formula I can also be formed as shown in Scheme XIX. Compound (i) can be acylated with a suitable acylating reagent (e.g., $\text{R}^1\text{-COCl}$) to form an ester which can be rearranged under Lewis acid conditions (e.g., AlCl_3 or BF_3/HOAc complex) to afford ketone (ii). Halogenation of ketone (ii) using NX^1S (e.g., $\text{NX}^1\text{S} = \text{N-chlorosuccinamide}$, $\text{N-bromosuccinamide}$ or N-iodosuccinamide) can give compound (iii), where $\text{X}^1 = \text{Cl}$, Br , or I . The phenol can be converted to an ether (iv) using standard conditions (e.g., inorganic base, such as K_2CO_3 , and an alkyl halide, such as Et-I). The halo group of (iv) can be coupled to $\text{R}^3\text{-M}$, where M is a boronic acid, boronic ester or an appropriately substituted metal (e.g., $\text{R}^3\text{-M}$ is $\text{R}^3\text{-B(OH)}_2$, $\text{R}^3\text{-Sn(Bu)}_4$, or Zn-R^3 and R^3 is a substituted or unsubstituted olefin, such as vinyl) under standard Suzuki conditions or standard Stille conditions (e.g., in the presence of a palladium(0) catalyst, such as tetrakis(triphenylphosphine)palladium(0) and a base (e.g., a bicarbonate or carbonate base) to give a derivative of formula (v). The alkene can then be dihydroxylated using Sharpless conditions to afford the diol (vi). Enhancement of one enantiomer of the secondary alcohol can be achieved using standard Sharpless asymmetric dihydroxylation methods. The secondary alcohol can be converted to the N-Boc protected amine via a 6 step process (e.g. silyl protection (e.g., TBS-Cl and DIEA) of the primary alcohol, mesylation of the secondary alcohol, displacement of the mesylate with NaN_3 , reduction of the azide with Ph_3P , Boc protection of the resulting primary amine and then deprotection of the silyl protecting

group on the primary alcohol with TBAF) to afford amino-alcohol (vii). The amino-alcohol (vii) can be converted into the oxazolidinone by treatment with phosgene and subsequent reduction of the ketone with a suitable reagent, such as sodium tetrahydroborate or sodium borohydride can furnish the alcohol (viii) which can be converted to a derivative bearing a leaving group (ix) (e.g., Lg is chloride via reaction with cyanuric chloride or mesylate via reaction with methanesulfonic anhydride). Finally, compound (ix) can be reacted with an appropriate heterocycle (x) (e.g., 3-methyl-1H-pyrazolo[3,4-d]pyrimidin-4-amine or 4-aminopyrido[2,3-d]pyrimidin-5(8H)-one) under basic conditions (e.g., NaH or Cs₂CO₃ or K₂CO₃) to give a compound of Formula I (xi).

Scheme XIX



Methods

[0136] The compounds for use according to the invention can modulate activity of one or more of various kinases including, for example, phosphoinositide 3-kinases (PI3Ks). The term "modulate" is meant to refer to an ability to increase or decrease the activity of one or more members of the PI3K family. Accordingly, the compounds for use according to the invention can be used in methods of modulating a PI3K by contacting the PI3K with any one or more of the compounds or compositions described herein. In some embodiments, compounds for use according to the present invention can act as inhibitors of one or more PI3Ks. In further embodiments, the compounds for use according to the invention can be used to modulate activity of a PI3K in an individual in need of modulation of the receptor by administering a modulating amount of said compound, or a pharmaceutically acceptable salt thereof. In some embodiments, modulating is inhibiting.

[0137] Given that cancer cell growth and survival is impacted by multiple signaling pathways, the present invention is useful for treating disease states characterized by drug resistant kinase mutants. In addition, different kinase inhibitors, exhibiting different preferences in the kinases which they modulate the activities of, may be used in combination. This approach could prove highly efficient in treating disease states by targeting multiple signaling pathways, reduce the likelihood of drug-resistance arising in a cell, and reduce the toxicity of treatments for disease.

[0138] Kinases to which the present compounds bind and/or modulate (e.g., inhibit) include any member of the PI3K family. In some embodiments, the PI3K is PI3K α , PI3K β , PI3K γ , or PI3K δ . In some embodiments, the PI3K is PI3K γ or PI3K δ . In some embodiments, the PI3K is PI3K γ . In some embodiments, the PI3K is PI3K δ . In some embodiments, the PI3K includes a mutation. A mutation can be a replacement of one amino acid for another, or a deletion of one or more

amino acids. In such embodiments, the mutation can be present in the kinase domain of the PI3K.

[0139] In some embodiments, more than one compound for use according to the invention is used to inhibit the activity of one kinase (e.g., PI3K γ or PI3K δ).

[0140] In some embodiments, more than one compound for use according to the invention is used to inhibit more than one kinase, such as at least two kinases (e.g., PI3K γ and PI3K δ).

[0141] In some embodiments, one or more of the compounds is used in combination with another kinase inhibitor to inhibit the activity of one kinase (e.g., PI3K γ or PI3K δ).

[0142] In some embodiments, one or more of the compounds is used in combination with another kinase inhibitor to inhibit the activities of more than one kinase (e.g., PI3K γ or PI3K δ), such as at least two kinases.

[0143] The compounds for use according to the invention can be selective. By "selective" is meant that the compound binds to or inhibits a kinase with greater affinity or potency, respectively, compared to at least one other kinase. In some embodiments, the compounds for use according to the invention are selective inhibitors of PI3K γ or PI3K δ over PI3K α and/or PI3K β . In some embodiments, the compounds for use according to the invention are selective inhibitors of PI3K δ (e.g., over PI3K α , PI3K β and PI3K γ). In some embodiments, the compounds for use according to the invention are selective inhibitors of PI3K γ (e.g., over PI3K α , PI3K β and PI3K δ). In some embodiments, selectivity can be at least about 2-fold, 5-fold, 10-fold, at least about 20-fold, at least about 50-fold, at least about 100-fold, at least about 200-fold, at least about 500-fold or at least about 1000-fold. Selectivity can be measured by methods routine in the art. In some embodiments, selectivity can be tested at the K_m ATP concentration of each enzyme. In some embodiments, the selectivity of compounds for use according to the invention can be determined by cellular assays associated with particular PI3K kinase activity.

[0144] Another aspect of the present invention pertains to compounds for use in methods of treating a kinase (such as PI3K)-associated disease or disorder in an individual (e.g., patient) by administering to the individual in need of such treatment a therapeutically effective amount or dose of one or more compounds of the present invention or a pharmaceutical composition thereof. A PI3K-associated disease can include any disease, disorder or condition that is directly or indirectly linked to expression or activity of the PI3K, including overexpression and/or abnormal activity levels. In some embodiments, the disease can be linked to Akt (protein kinase B), mammalian target of rapamycin (mTOR), or phosphoinositide-dependent kinase 1 (PDK1). In some embodiments, the mTOR-related disease can be inflammation, atherosclerosis, psoriasis, restenosis, benign prostatic hypertrophy, bone disorders, pancreatitis, angiogenesis, diabetic retinopathy, atherosclerosis, arthritis, immunological disorders, kidney disease, or cancer. A PI3K-associated disease can also include any disease, disorder or condition that can be prevented, ameliorated, or cured by modulating PI3K activity. In some embodiments, the disease is characterized by the abnormal activity of PI3K. In some embodiments, the disease is characterized by mutant PI3K. In such embodiments, the mutation can be present in the kinase domain of the PI3K.

[0145] Examples of PI3K-associated diseases include immune-based diseases involving the system including, for example, rheumatoid arthritis, allergy, asthma, glomerulonephritis, lupus, or inflammation related to any of the above.

[0146] Further examples of PI3K-associated diseases include cancers such as breast, prostate, colon, endometrial, brain, bladder, skin, uterus, ovary, lung, pancreatic, renal, gastric, or hematological cancer.

[0147] In some embodiments, the hematological cancer is acute myeloblastic leukemia (AML) or chronic myeloid leukemia (CML), or B cell lymphoma.

[0148] Further examples of PI3K-associated diseases include lung diseases such as acute lung injury (ALI) and adult respiratory distress syndrome (ARDS).

[0149] Further examples of PI3K-associated diseases include osteoarthritis, restenosis, atherosclerosis, bone disorders, arthritis, diabetic retinopathy, psoriasis, benign prostatic hypertrophy, inflammation, angiogenesis, pancreatitis, kidney disease, inflammatory bowel disease, myasthenia gravis, multiple sclerosis, or Sjögren's syndrome, and the like.

[0150] As used herein, the term "contacting" refers to the bringing together of indicated moieties in an *in vitro* system or an *in vivo* system. For example, "contacting" a PI3K with a compound includes the administration of said compound to an individual or patient, such as a human, having a PI3K, as well as, for example, introducing said compound into a sample containing a cellular or purified preparation containing the PI3K.

[0151] As used herein, the term "individual" or "patient," used interchangeably, refers to any animal, including mammals, preferably mice, rats, other rodents, rabbits, dogs, cats, swine, cattle, sheep, horses, or primates, and most preferably humans.

[0152] As used herein, the phrase "therapeutically effective amount" refers to the amount of active compound or pharmaceutical agent that elicits the biological or medicinal response that is being sought in a tissue, system, animal, individual or human by a researcher, veterinarian, medical doctor or other clinician. In some embodiments, the dosage of the compound, or a pharmaceutically acceptable salt thereof, administered to a patient or individual is about 1 mg to about 2 g, about 1 mg to about 1000 mg, about 1 mg to about 500 mg, about 1 mg to about 100 mg, about 1 mg to 50 mg, or about 50 mg to about 500 mg.

[0153] As used herein, the term "treating" or "treatment" refers to one or more of (1) preventing the disease; for example, preventing a disease, condition or disorder in an individual who may be predisposed to the disease, condition or disorder

but does not yet experience or display the pathology or symptomatology of the disease; (2) inhibiting the disease; for example, inhibiting a disease, condition or disorder in an individual who is experiencing or displaying the pathology or symptomatology of the disease, condition or disorder (i.e., arresting further development of the pathology and/or symptomatology); and (3) ameliorating the disease; for example, ameliorating a disease, condition or disorder in an individual who is experiencing or displaying the pathology or symptomatology of the disease, condition or disorder (i.e., reversing the pathology and/or symptomatology) such as decreasing the severity of disease.

Combination Therapies

[0154] One or more additional pharmaceutical agents such as, for example, chemotherapeutics, anti-inflammatory agents, steroids, immunosuppressants, as well as Bcr-Abl, Flt-3, EGFR, HER2, JAK (e.g., JAK1 or JAK2), c-MET, VEGFR, PDGFR, cKit, IGF-1R, RAF, FAK, Akt mTOR, PIM, and AKT (e.g., AKT1, AKT2, or AKT3) kinase inhibitors such as, for example, those described in WO 2006/056399, or other agents such as, therapeutic antibodies can be used in combination with the compounds of the present invention for treatment of PI3K-associated diseases, disorders or conditions. The one or more additional pharmaceutical agents can be administered to a patient simultaneously or sequentially.

[0155] Example antibodies for use in combination therapy include but are not limited to Trastuzumab (e.g. anti-HER2), Ranibizumab (e.g. anti-VEGF-A), Bevacizumab (trade name Avastin, e.g. anti-VEGF, Panitumumab (e.g. anti-EGFR), Cetuximab (e.g. anti-EGFR), Rituxan (anti-CD20) and antibodies directed to c-MET.

[0156] One or more of the following agents may be used in combination with the compounds of the present invention and are presented as a non limiting list: a cytostatic agent, cisplatin, doxorubicin, taxotere, taxol, etoposide, irinotecan, camptostar, topotecan, paclitaxel, docetaxel, epothilones, tamoxifen, 5-fluorouracil, methotrexate, temozolomide, cyclophosphamide, SCH 66336, R115777, L778,123, BMS 214662, Iressa, Tarceva, antibodies to EGFR, Gleevec™, intron, ara-C, adriamycin, cytoxan, gemcitabine, Uracil mustard, Chlormethine, Ifosfamide, Melphalan, Chlorambucil, Pipobroman, Triethylenemelamine, Triethylenethiophosphoramine, Busulfan, Carmustine, Lomustine, Streptozocin, Dacarbazine, Floxuridine, Cytarabine, 6-Mercaptopurine, 6-Thioguanine, Fludarabine phosphate, oxaliplatin, leucovirin, ELOXATIN™, Pentostatin, Vinblastine, Vincristine, Vindesine, Bleomycin, Dactinomycin, Daunorubicin, Doxorubicin, Epirubicin, Idarubicin, Mithramycin, Deoxycoformycin, Mitomycin-C, L-Asparaginase, Teniposide 17.alpha.-Ethinylestradiol, Diethylstilbestrol, Testosterone, Prednisone, Fluoxymesterone, Dromostanolone propionate, Testolactone, Mestrolacetate, Methylprednisolone, Methyltestosterone, Prednisolone, Triamcinolone, Chlorotrianisene, Hydroxyprogesterone, Aminoglutethimide, Estramustine, Medroxyprogesteroneacetate, Leuprolide, Flutamide, Toremifene, goserelin, Cisplatin, Carboplatin, Hydroxyurea, Amsacrine, Procarbazine, Mitotane, Mitoxantrone, Levamisole, Navelbine, Anastrozole, Letrozole, Capecitabine, Reloxafine, Droloxafine, Hexamethylmelamine, Avastin, herceptin, Bexxar, Velcade, Zevalin, Trisenox, Xeloda, Vinorelbine, Porfimer, Erbitux, Liposomal, Thiotepa, Altretamine, Melphalan, Trastuzumab, Lerazole, Fulvestrant, Exemestane, Fulvestrant, Ifosfomide, Rituximab, C225, Campath, Clofarabine, cladribine, aphidicolon, rituxan, sunitinib, dasatinib, tezacitabine, Sml1, fludarabine, pentostatin, triapine, didox, trimidox, amidox, 3-AP, MDL-101,731, and bendamustine (Treanda).

[0157] Example chemotherapeutics include proteasome inhibitors (e.g., bortezomib), thalidomide, revlimid, and DNA-damaging agents such as melphalan, doxorubicin, cyclophosphamide, vincristine, etoposide, carmustine, and the like.

[0158] Example steroids include corticosteroids such as dexamethasone or prednisone.

[0159] Example Bcr-Abl inhibitors include the compounds, and pharmaceutically acceptable salts thereof, of the genera and species disclosed in U.S. Pat. No. 5,521,184, WO 04/005281, and U.S. Ser. No. 60/578,491.

[0160] Example suitable Flt-3 inhibitors include compounds, and their pharmaceutically acceptable salts, as disclosed in WO 03/037347, WO 03/099771, and WO 04/046120.

[0161] Example suitable RAF inhibitors include compounds, and their pharmaceutically acceptable salts, as disclosed in WO 00/09495 and WO 05/028444.

[0162] Example suitable FAK inhibitors include compounds, and their pharmaceutically acceptable salts, as disclosed in WO 04/080980, WO 04/056786, WO 03/024967, WO 01/064655, WO 00/053595, and WO 01/014402.

[0163] Example suitable mTOR inhibitors include compounds, and their pharmaceutically acceptable salts, as disclosed in WO 2011/025889.

[0164] In some embodiments, the compounds for use according to the invention can be used in combination with one or more other kinase inhibitors including imatinib, particularly for treating patients resistant to imatinib or other kinase inhibitors.

[0165] In some embodiments, the compounds for use according to the invention can be used in combination with a chemotherapeutic in the treatment of cancer, such as multiple myeloma, and may improve the treatment response as compared to the response to the chemotherapeutic agent alone, without exacerbation of its toxic effects. Examples of additional pharmaceutical agents used in the treatment of multiple myeloma, for example, can include, without limitation, melphalan, melphalan plus prednisone [MP], doxorubicin, dexamethasone, and Velcade (bortezomib). Further additional

agents used in the treatment of multiple myeloma include Bcr-Abl, Flt-3, RAF and FAK kinase inhibitors. Additive or synergistic effects are desirable outcomes of combining a PI3K inhibitor of the present invention with an additional agent. Furthermore, resistance of multiple myeloma cells to agents such as dexamethasone may be reversible upon treatment with the PI3K inhibitor of the present invention. The agents can be combined with the present compound in a single or continuous dosage form, or the agents can be administered simultaneously or sequentially as separate dosage forms.

[0166] In some embodiments, a corticosteroid such as dexamethasone is administered to a patient in combination with the compounds for use according to the invention where the dexamethasone is administered intermittently as opposed to continuously.

[0167] In some further embodiments, combinations of the compounds for use according to the invention with other therapeutic agents can be administered to a patient prior to, during, and/or after a bone marrow transplant or stem cell transplant.

Pharmaceutical Formulations and Dosage Forms

[0168] When employed as pharmaceuticals, the compounds for use according to the invention can be administered in the form of pharmaceutical compositions. These compositions can be prepared in a manner well known in the pharmaceutical art, and can be administered by a variety of routes, depending upon whether local or systemic treatment is desired and upon the area to be treated. Administration may be topical (including transdermal, epidermal, ophthalmic and to mucous membranes including intranasal, vaginal and rectal delivery), pulmonary (e.g., by inhalation or insufflation of powders or aerosols, including by nebulizer; intratracheal or intranasal), oral or parenteral. Parenteral administration includes intravenous, intraarterial, subcutaneous, intraperitoneal intramuscular or injection or infusion; or intracranial, e.g., intrathecal or intraventricular, administration. Parenteral administration can be in the form of a single bolus dose, or may be, for example, by a continuous perfusion pump. Pharmaceutical compositions and formulations for topical administration may include transdermal patches, ointments, lotions, creams, gels, drops, suppositories, sprays, liquids and powders. Conventional pharmaceutical carriers, aqueous, powder or oily bases, thickeners and the like may be necessary or desirable. This invention also includes a compound for use according to the claims wherein the compound, or a pharmaceutically acceptable salt thereof, is contained in pharmaceutical compositions as the active ingredient, in combination with one or more pharmaceutically acceptable carriers (excipients). In some embodiments, the composition is suitable for topical administration. In making the compositions of the invention, the active ingredient is typically mixed with an excipient, diluted by an excipient or enclosed within such a carrier in the form of, for example, a capsule, sachet, paper, or other container. When the excipient serves as a diluent, it can be a solid, semi-solid, or liquid material, which acts as a vehicle, carrier or medium for the active ingredient. Thus, the compositions can be in the form of tablets, pills, powders, lozenges, sachets, cachets, elixirs, suspensions, emulsions, solutions, syrups, aerosols (as a solid or in a liquid medium), ointments containing, for example, up to 10% by weight of the active compound, soft and hard gelatin capsules, suppositories, sterile injectable solutions, and sterile packaged powders.

[0169] In preparing a formulation, the active compound can be milled to provide the appropriate particle size prior to combining with the other ingredients. If the active compound is substantially insoluble, it can be milled to a particle size of less than 200 mesh. If the active compound is substantially water soluble, the particle size can be adjusted by milling to provide a substantially uniform distribution in the formulation, e.g. about 40 mesh.

[0170] The compounds for use according to the invention may be milled using known milling procedures such as wet milling to obtain a particle size appropriate for tablet formation and for other formulation types. Finely divided (nanoparticulate) preparations of the compounds for use according to the invention can be prepared by processes known in the art, e.g., see International App. No. WO 2002/000196.

[0171] Some examples of suitable excipients include lactose, dextrose, sucrose, sorbitol, mannitol, starches, gum acacia, calcium phosphate, alginates, tragacanth, gelatin, calcium silicate, microcrystalline cellulose, polyvinylpyrrolidone, cellulose, water, syrup, and methyl cellulose. The formulations can additionally include: lubricating agents such as talc, magnesium stearate, and mineral oil; wetting agents; emulsifying and suspending agents; preserving agents such as methyl- and propylhydroxy-benzoates; sweetening agents; and flavoring agents. The compositions of the invention can be formulated so as to provide quick, sustained or delayed release of the active ingredient after administration to the patient by employing procedures known in the art.

[0172] The compositions can be formulated in a unit dosage form, each dosage containing from about 5 to about 1000 mg (1 g), more usually about 100 to about 500 mg, of the active ingredient. The term "unit dosage forms" refers to physically discrete units suitable as unitary dosages for human subjects and other mammals, each unit containing a predetermined quantity of active material calculated to produce the desired therapeutic effect, in association with a suitable pharmaceutical excipient.

[0173] In some embodiments, the compositions contain from about 5 to about 50 mg of the active ingredient. One having ordinary skill in the art will appreciate that this embodies compositions containing about 5 to about 10, about 10 to about 15, about 15 to about 20, about 20 to about 25, about 25 to about 30, about 30 to about 35, about 35 to about 40, about 40 to

about 45, or about 45 to about 50 mg of the active ingredient.

[0174] In some embodiments, the compositions contain from about 50 to about 500 mg of the active ingredient. One having ordinary skill in the art will appreciate that this embodies compositions containing about 50 to about 100, about 100 to about 150, about 150 to about 200, about 200 to about 250, about 250 to about 300, about 350 to about 400, or about 450 to about 500 mg of the active ingredient.

[0175] In some embodiments, the compositions contain from about 500 to about 1000 mg of the active ingredient. One having ordinary skill in the art will appreciate that this embodies compositions containing about 500 to about 550, about 550 to about 600, about 600 to about 650, about 650 to about 700, about 700 to about 750, about 750 to about 800, about 800 to about 850, about 850 to about 900, about 900 to about 950, or about 950 to about 1000 mg of the active ingredient.

[0176] Similar dosages may be used of the compounds described herein in the methods and uses of the invention.

[0177] The active compound can be effective over a wide dosage range and is generally administered in a pharmaceutically effective amount. It will be understood, however, that the amount of the compound actually administered will usually be determined by a physician, according to the relevant circumstances, including the condition to be treated, the chosen route of administration, the actual compound administered, the age, weight, and response of the individual patient, the severity of the patient's symptoms, and the like.

[0178] For preparing solid compositions such as tablets, the principal active ingredient is mixed with a pharmaceutical excipient to form a solid preformulation composition containing a homogeneous mixture of a compound of the present invention. When referring to these preformulation compositions as homogeneous, the active ingredient is typically dispersed evenly throughout the composition so that the composition can be readily subdivided into equally effective unit dosage forms such as tablets, pills and capsules. This solid preformulation is then subdivided into unit dosage forms of the type described above containing from, for example, about 0.1 to about 1000 mg of the active ingredient of the present invention.

[0179] The tablets or pills of the present invention can be coated or otherwise compounded to provide a dosage form affording the advantage of prolonged action. For example, the tablet or pill can comprise an inner dosage and an outer dosage component, the latter being in the form of an envelope over the former. The two components can be separated by an enteric layer which serves to resist disintegration in the stomach and permit the inner component to pass intact into the duodenum or to be delayed in release. A variety of materials can be used for such enteric layers or coatings, such materials including a number of polymeric acids and mixtures of polymeric acids with such materials as shellac, cetyl alcohol, and cellulose acetate.

[0180] The liquid forms in which the compounds and compositions of the present invention can be incorporated for administration orally or by injection include aqueous solutions, suitably flavored syrups, aqueous or oil suspensions, and flavored emulsions with edible oils such as cottonseed oil, sesame oil, coconut oil, or peanut oil, as well as elixirs and similar pharmaceutical vehicles.

[0181] Compositions for inhalation or insufflation include solutions and suspensions in pharmaceutically acceptable, aqueous or organic solvents, or mixtures thereof, and powders. The liquid or solid compositions may contain suitable pharmaceutically acceptable excipients as described *supra*. In some embodiments, the compositions are administered by the oral or nasal respiratory route for local or systemic effect. Compositions can be nebulized by use of inert gases. Nebulized solutions may be breathed directly from the nebulizing device or the nebulizing device can be attached to a face mask, tent, or intermittent positive pressure breathing machine. Solution, suspension, or powder compositions can be administered orally or nasally from devices which deliver the formulation in an appropriate manner.

[0182] Topical formulations can contain one or more conventional carriers. In some embodiments, ointments can contain water and one or more hydrophobic carriers selected from, for example, liquid paraffin, polyoxyethylene alkyl ether, propylene glycol, white Vaseline, and the like. Carrier compositions of creams can be based on water in combination with glycerol and one or more other components, e.g. glycerinemonostearate, PEG-glycerinemonostearate and cetylstearyl alcohol. Gels can be formulated using isopropyl alcohol and water, suitably in combination with other components such as, for example, glycerol, hydroxyethyl cellulose, and the like. In some embodiments, topical formulations contain at least about 0.1, at least about 0.25, at least about 0.5, at least about 1, at least about 2, or at least about 5 wt % of the compound for use according to the invention. The topical formulations can be suitably packaged in tubes of, for example, 100 g which are optionally associated with instructions for the treatment of the select indication, e.g., psoriasis or other skin condition.

[0183] The amount of compound or composition administered to a patient will vary depending upon what is being administered, the purpose of the administration, such as prophylaxis or therapy, the state of the patient, the manner of administration, and the like. In therapeutic applications, compositions can be administered to a patient already suffering from a disease in an amount sufficient to cure or at least partially arrest the symptoms of the disease and its complications. Effective doses will depend on the disease condition being treated as well as by the judgment of the attending clinician depending upon factors such as the severity of the disease, the age, weight and general condition of the patient, and the like.

[0184] The compositions administered to a patient can be in the form of pharmaceutical compositions described above.

These compositions can be sterilized by conventional sterilization techniques, or may be sterile filtered. Aqueous solutions can be packaged for use as is, or lyophilized, the lyophilized preparation being combined with a sterile aqueous carrier prior to administration. The pH of the compound preparations typically will be between 3 and 11, more preferably from 5 to 9 and most preferably from 7 to 8. It will be understood that use of certain of the foregoing excipients, carriers, or stabilizers will

result in the formation of pharmaceutical salts.

[0185] The therapeutic dosage of a compound of the present invention can vary according to, for example, the particular use for which the treatment is made, the manner of administration of the compound, the health and condition of the patient, and the judgment of the prescribing physician. The proportion or concentration of a compound for use according to the invention in a pharmaceutical composition can vary depending upon a number of factors including dosage, chemical characteristics (e.g., hydrophobicity), and the route of administration. For example, the compounds for use according to the invention can be provided in an aqueous physiological buffer solution containing about 0.1 to about 10% w/v of the compound for parenteral administration. Some typical dose ranges are from about 1 µg/kg to about 1 g/kg of body weight per day. In some embodiments, the dose range is from about 0.01 mg/kg to about 100 mg/kg of body weight per day. The dosage is likely to depend on such variables as the type and extent of progression of the disease or disorder, the overall health status of the particular patient, the relative biological efficacy of the compound selected, formulation of the excipient, and its route of administration. Effective doses can be extrapolated from dose-response curves derived from *in vitro* or animal model test systems.

[0186] The compositions of the invention can further include one or more additional pharmaceutical agents such as a chemotherapeutic, steroid, anti-inflammatory compound, or immunosuppressant, examples of which are listed herein.

Labeled Compounds and Assay Methods

[0187] Another aspect of the present invention relates to labeled compounds for use according to the invention (radio-labeled, fluorescent-labeled, etc.) that would be useful not only in imaging techniques but also in assays, both *in vitro* and *in vivo*, for localizing and quantitating PI3K in tissue samples, including human, and for identifying PI3K ligands by inhibition binding of a labeled compound. Accordingly, the present invention includes PI3K assays that contain such labeled compounds.

[0188] The present invention further includes isotopically-labeled compounds for use according to the invention. An "isotopically" or "radio-labeled" compound is a compound where one or more atoms are replaced or substituted by an atom having an atomic mass or mass number different from the atomic mass or mass number typically found in nature (*i.e.*, naturally occurring). Suitable radionuclides that may be incorporated in compounds of the present invention include but are not limited to ³H (also written as T for tritium), ¹¹C, ¹³C, ¹⁴C, ¹³N, ¹⁵N, ¹⁵O, ¹⁷O, ¹⁸O, ¹⁸F, ³⁵S, ³⁶Cl, ⁸²Br, ⁷⁵Br, ⁷⁶Br, ⁷⁷Br, ¹²³I, ¹²⁴I, ¹²⁵I and ¹³¹I. The radionuclide that is incorporated in the instant radio-labeled compounds will depend on the specific application of that radio-labeled compound. For example, for *in vitro* PI3K labeling and competition assays, compounds that incorporate ³H, ¹⁴C, ⁸²Br, ¹²⁵I, ¹³¹I, ³⁵S or will generally be most useful. For radio-imaging applications ¹¹C, ¹⁸F, ¹²⁵I, ¹²³I, ¹²⁴I, ¹³¹I, ⁷⁵Br, ⁷⁶Br or ⁷⁷Br will generally be most useful.

[0189] It is understood that a "radio-labeled" or "labeled compound" is a compound that has incorporated at least one radionuclide. In some embodiments the radionuclide is selected from the group consisting of ³H, ¹⁴C, ¹²⁵I, ³⁵S and ⁸²Br. In some embodiments, one or more H atoms for any compound described herein is each replaced by a deuterium atom.

[0190] Also disclosed are synthetic methods for incorporating radio-isotopes into compounds for use according to the invention. Synthetic methods for incorporating radio-isotopes into organic compounds are well known in the art, and an ordinary skill in the art will readily recognize the methods applicable for the compounds of invention.

[0191] A labeled compound for use according to the invention can be used in a screening assay to identify/evaluate compounds. For example, a newly synthesized or identified compound (*i.e.*, test compound) which is labeled can be evaluated for its ability to bind a PI3K by monitoring its concentration variation when contacting with the PI3K, through tracking of the labeling. For example, a test compound (labeled) can be evaluated for its ability to reduce binding of another compound which is known to bind to a PI3K (*i.e.*, standard compound). Accordingly, the ability of a test compound to compete with the standard compound for binding to the PI3K directly correlates to its binding affinity. Conversely, in some other screening assays, the standard compound is labeled and test compounds are unlabeled. Accordingly, the concentration of the labeled standard compound is monitored in order to evaluate the competition between the standard compound and the test compound, and the relative binding affinity of the test compound is thus ascertained.

Kits

[0192] Also disclosed are pharmaceutical kits useful, for example, in the treatment or prevention of PI3K-associated diseases or disorders, such as cancer, which include one or more containers containing a pharmaceutical composition comprising a therapeutically effective amount of a compound for use according to the invention. Such kits can further include, if desired, one or more of various conventional pharmaceutical kit components, such as, for example, containers

with one or more pharmaceutically acceptable carriers, additional containers, etc., as will be readily apparent to those skilled in the art. Instructions, either as inserts or as labels, indicating quantities of the components to be administered, guidelines for administration, and/or guidelines for mixing the components, can also be included in the kit.

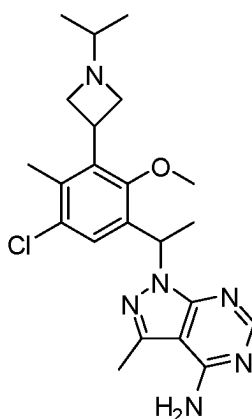
The invention will be described in greater detail by way of specific examples. The following examples are offered for illustrative purposes, and are not intended to limit the invention in any manner. Those of skill in the art will readily recognize a variety of non-critical parameters which can be changed or modified to yield essentially the same results. The compounds of the Examples have been found to be PI3K inhibitors according to at least one assay described herein.

EXAMPLES

[0193] The example compounds below containing one or more chiral centers were obtained in racemate form or as isomeric mixtures, unless otherwise specified. Salt stoichiometry which is indicated any of the products below is meant only to indicate a probable stoichiometry, and should not be construed to exclude the possible formation of salts in other stoichiometries. The abbreviations "h" and "min" refer to hour(s) and minute(s), respectively.

Reference Example 1. 1-{1-[5-Chloro-3-(1-isopropylazetidin-3-yl)-2-methoxy-4-methylphenyl]ethyl}-3-methyl-1*H*-pyrazolo[3,4-*d*]pyrimidin-4-amine bis(trifluoroacetate)

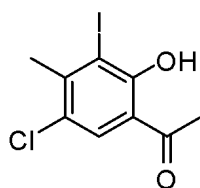
[0194]



2 - TFA

Step 1. 1-(5-Chloro-2-hydroxy-3-iodo-4-methylphenyl)ethanone

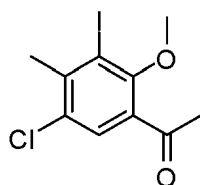
[0195]



[0196] To a stirred solution of 1-(5-chloro-2-hydroxy-4-methylphenyl)ethanone (from Oakwood, 50.0 g, 271 mmol) in acetic acid (300 mL) was added N-iodosuccinimide (73.1 g, 325 mmol) and the resulting mixture was stirred on a heating mantle between 60 ~ 80 °C over 3.5 hours then cooled to room temperature and stirred overnight. Water (500 mL) was added to the mixture in portions, which caused a dark solid to form. After stirring for 10 minutes, the solids were filtered, washing with additional water. The light to dark brown solids were dried under vacuum for 4 hours then air dried over the weekend to give 81.3 g (97%) of the desired product. LCMS calculated for $C_9H_9ClIO_2$ ($M+H$)⁺: m/z = 310.9; Found: 311.0. ¹H NMR (300 MHz, CDCl₃): δ 13.21 (s, 1H), 7.71 (s, 1H), 2.65 (s, 3H), 2.63 (s, 3H) ppm.

Step 2. 1-(5-Chloro-3-iodo-2-methoxy-4-methylphenyl)ethanone

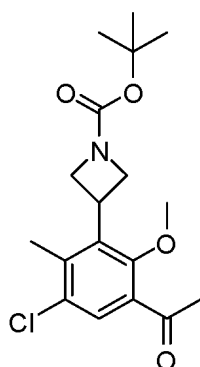
[0197]



[0198] Potassium carbonate (72.4 g, 524 mmol) was added to a mixture of 1-(5-chloro-2-hydroxy-3-iodo-4-methylphenyl)ethanone (81.3 g, 262 mmol) and methyl iodide (19.6 mL, 314 mmol) in *N,N*-dimethylformamide (250 mL). The mixture was stirred at room temperature for 4 hours. Water (500 mL) was added and stirred for 15 minutes. The dark solids were filtered and dried in vacuo to give 42.3 g of the desired product. The filtrate was extracted with EtOAc (4x). The combined filtrates were washed with water (2x) and brine, dried (MgSO_4), filtered and concentrated. The solids were dried *in vacuo* to give an additional 37.2 g of the desired product. The product was used without further purification. LCMS calculated for $\text{C}_{10}\text{H}_{11}\text{ClO}_2$ ($\text{M}+\text{H}^+$): $m/z = 324.9$; Found: 325.0. ^1H NMR (300 MHz, CDCl_3): δ 7.62 (s, 1H), 3.78 (s, 3H), 2.65 (s, 3H), 2.62 (s, 3H) ppm.

Step 3. *tert*-Butyl 3-(3-acetyl-5-chloro-2-methoxy-6-methylphenyl)azetidine-1-carboxylate

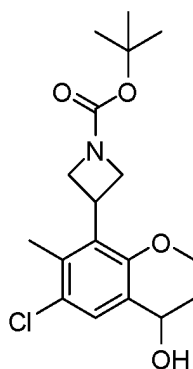
[0199]



[0200] Zinc (1.71 g, 26.2 mmol) was suspended in *N,N*-dimethylformamide (45.0 mL) and 1,2-dibromoethane (210 μL , 2.5 mmol) was added. The mixture was heated at 60 °C for 10 minutes and then cooled to room temperature. Chlorotrimethylsilane (330 μL , 2.6 mmol) was added and stirred at 60 °C for 10 minutes and cooled to room temperature. A solution of *tert*-butyl 3-iodoazetidine-1-carboxylate (from Oakwood, 6.25 g, 22.1 mmol) in *N,N*-dimethylformamide (5.0 mL) was then added and the mixture stirred at room temperature for 1 hour. 1-(5-chloro-3-iodo-2-methoxy-4-methylphenyl)ethanone (5.00 g, 15.4 mmol), tri-(2-furyl)phosphine (358 mg, 1.54 mmol), and tris(dibenzylideneacetone) dipalladium(0) (0.70 g, 0.77 mmol) were added in order and the reaction mixture was warmed to 70 °C and stirred overnight. The mixture was cooled to room temperature and partitioned between ethyl acetate (EtOAc) and sat. NH_4Cl solution. The layers were separated and the aqueous extracted further with EtOAc (2x). The combined organics were washed with water and brine, dried over MgSO_4 , and concentrated. The residue was purified on silica gel, eluting with 0-30% EtOAc in hexanes to give 3.0 g (55%) of the desired product as an orange solid. LCMS calculated for $\text{C}_{18}\text{H}_{24}\text{ClNO}_4\text{Na}$ ($\text{M}+\text{Na}^+$): $m/z = 376.1$; Found: 376.0. ^1H NMR (400 MHz, CDCl_3): δ 7.52 (s, 1H), 4.32, (m, 2H), 4.16 (m, 3H), 3.66 (s, 3H), 2.59 (s, 3H), 2.31 (s, 3H), 1.45 (s, 9H) ppm.

Step 4. *tert*-Butyl 3-[3-chloro-5-(1-hydroxyethyl)-6-methoxy-2-methylphenyl]azetidine-1-carboxylate

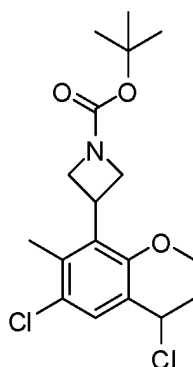
[0201]



[0202] To a solution of *tert-butyl* 3-(3-acetyl-5-chloro-2-methoxy-6-methylphenyl)azetidine-1-carboxylate (1.3 g, 3.7 mmol) in methanol (20 mL) stirring at 0 °C was added sodium tetrahydroborate (0.167 g, 4.41 mmol). The mixture was stirred at 0 ~ 5 °C for 1 hour. The reaction was quenched with water and extracted with EtOAc (3x). The combined extracts were dried over MgSO₄, filtered and concentrated to give 1.3 g (100%) of the desired product. LCMS calculated for C₁₈H₂₆ClNO₄Na (M+Na)⁺: m/z = 378.2; Found: 378.1. ¹H NMR (400 MHz, CDCl₃): δ 7.37 (s, 1H), 5.10 (q, 1H), 4.30 (m, 2H), 4.14 (m, 3H), 3.63 (s, 3H), 2.25 (s, 3H), 1.48 (d, 3H), 1.44 (s, 9H) ppm.

Step 5. tert-Butyl 3-[3-chloro-5-(1-chloroethyl)-6-methoxy-2-methylphenyl]azetidine-1-carboxylate

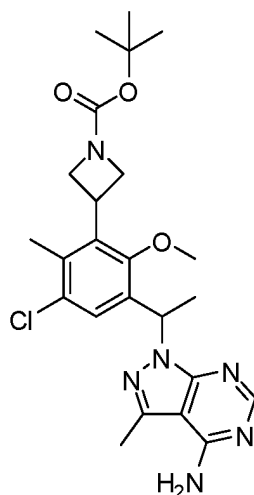
[0203]



[0204] Cyanuric chloride (from Aldrich, 1.22 g, 6.62 mmol) was weighed into a flask and *N,N*-dimethylformamide (0.512 mL, 6.62 mmol) was added. After stirring for a few minutes a solution of *tert-butyl* 3-[3-chloro-5-(1-hydroxyethyl)-6-methoxy-2-methylphenyl]azetidine-1-carboxylate (1.5 g, 4.2 mmol) in methylene chloride (30 mL) was added. The resulting mixture was stirred at room temperature overnight. Water was added, and then diluted with dichloromethane. The layers were separated and the organics were washed with sat. NaHCO₃ solution, water, brine, dried over MgSO₄, and concentrated. The resulting residue was purified on silica gel, eluting with 0-35% EtOAc in hexanes to give the desired product (1.36 g, 86%). LCMS calculated for C₁₃H₁₇ClNO (M-Cl-Boc+H)⁺: m/z = 238.1; Found: 238.1. ¹H NMR (400 MHz, CDCl₃): δ 7.46 (s, 1H), 5.44 (q, 1H), 4.32 (m, 2H), 4.18 - 4.10 (m, 3H), 3.67 (s, 3H), 2.27 (s, 3H), 1.79 (d, 3H), 1.44 (s, 9H) ppm.

Step 6. tert-Butyl 3-[3-[1-(4-amino-3-methyl-1H-pyrazolo[3,4-d]pyrimidin-1-yl)ethyl]-5-chloro-2-methoxy-6-methylphenyl]azetidine-1-carboxylate

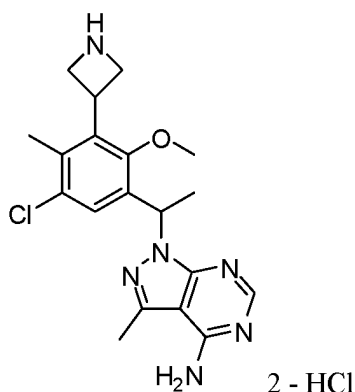
[0205]



[0206] At room temperature, sodium hydride (0.32 g, 8.0 mmol) was added to a suspension of 3-methyl-1H-pyrazolo [3,4-d]pyrimidin-4-amine (from ChemBridge, 0.59 g, 4.0 mmol) in *N,N*-dimethylformamide (20 mL). The resulting mixture was stirred at room temperature for 25 minutes during which time the suspension became a nearly clear solution. To the resultant mixture was added a solution of *tert-butyl* 3-[3-chloro-5-(1-chloroethyl)-6-methoxy-2-methylphenyl]azetidine-1-carboxylate (1.35 g, 3.61 mmol, from Example 1, step 5) in *N,N*-dimethylformamide (10 mL). The mixture was stirred at 50 °C overnight. After cooling, the mixture was diluted with water and extracted with EtOAc (2x). The combined extracts were washed with water and brine, dried over MgSO_4 and concentrated. The resulting residue was purified on silica gel, eluted with 0-10% MeOH in dichloromethane to give 1.03 g (59%) of the desired product as a yellow gum. The racemic products were applied on a Phenomenex Lux-Cellulose 2 column (21.1x250 mm, 5 micron particle size), eluting with 10% ethanol in hexanes at a flow rate of 18 mL/min, 4 mg/injection, to provide two enantiomers. The retention time of the first peak was 8.34 min and the retention time for the second peak was 10.92 min. Peak 1 (463 mg), LCMS calculated for $\text{C}_{24}\text{H}_{32}\text{ClN}_6\text{O}_3$ ($\text{M}+\text{H}^+$): $m/z = 487.2$; Found: 487.1. ^1H NMR (400 MHz, CDCl_3): δ 8.21 (s, 1H), 7.37 (s, 1H), 6.30, (q, 1H), 5.40 (s, 2H), 4.23 (m, 2H), 4.17 ~ 4.00 (m, 3H), 3.57 (s, 3H), 2.58 (s, 3H), 2.16 (s, 3H), 1.76 (d, 3H), 1.37 (s, 9H) ppm.

Step 7. 1-[1-(3-Azetidin-3-yl-5-chloro-2-methoxy-4-methylphenyl)ethyl]-3-methyl-1H-pyrazolo[3,4-d]pyrimidin-4-amine dihydrochloride

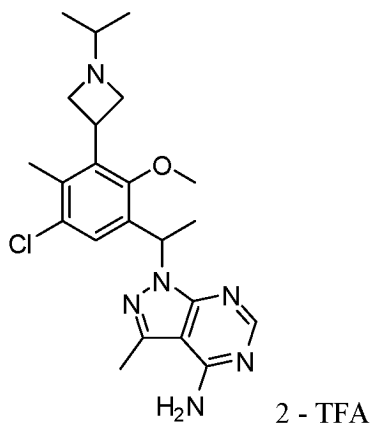
[0207]



[0208] To a solution of *tert-butyl* 3-[3-[1-(4-amino-3-methyl-1H-pyrazolo[3,4-d]pyrimidin-1-yl)ethyl]-5-chloro-2-methoxy-6-methylphenyl]azetidine-1-carboxylate (318 mg, 0.653 mmol) (peak 1 from above) in methylene chloride (3.2 mL) was added 4.0 M hydrogen chloride in 1,4-dioxane (1.6 mL, 6.5 mmol). The resulting mixture was stirred at room temperature for 75 minutes. The solvents were evaporated and the residue dried *in vacuo* to give 0.30 g of the desired product as the bis-HCl salt. LCMS calculated for $\text{C}_{19}\text{H}_{24}\text{ClN}_6\text{O}$ ($\text{M}+\text{H}^+$): $m/z = 387.2$; Found: 387.1.

Step 8. 1-{1-[5-Chloro-3-(1-isopropylazetidin-3-yl)-2-methoxy-4-methylphenyl]ethyl}-3-methyl-1H-pyrazolo[3,4-d]pyrimidin-4-amine bis(trifluoroacetate)

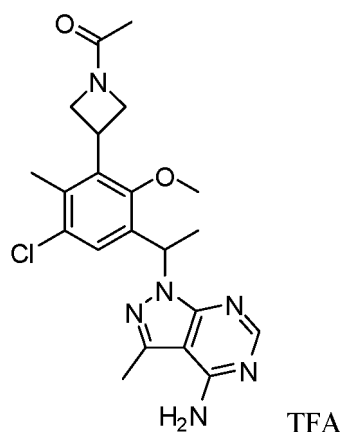
[0209]



[0210] To a mixture of 1-[1-(3-azetidin-3-yl-5-chloro-2-methoxy-4-methylphenyl)ethyl]-3-methyl-1H-pyrazolo[3,4-d]pyrimidin-4-amine dihydrochloride (58 mg, 0.13 mmol), acetone (18.5 μ L, 0.252 mmol) and triethylamine (54.5 μ L, 0.391 mmol) in methylene chloride (1.0 mL) was added resin of sodium triacetoxyborohydride (108 mg, 0.249 mmol). The resulting mixture was stirred for 3 hours at room temperature. The mixture was filtered and concentrated. The crude product was purified using RP-HPLC (XBridge C18 column, eluting with a gradient of acetonitrile/water containing 0.05% TFA, at flow rate of 30 mL/min) to give 50 mg (60%) of the desired product as the TFA salt. LCMS calculated for C₂₂H₃₀ClN₆O (M+H)⁺: m/z = 429.2; Found: 429.1. The product was isolated as a single enantiomer. ¹H NMR (500 MHz, DMSO-*d*₆): δ 8.47 (s, 1H), 7.46 (s, 1H), 6.29 (q, *J* = 6.9 Hz, 1H), 4.52 (m, 2H), 4.21 (m, 1H), 4.15 (t, *J* = 9.8 Hz, 1H), 4.06 (t, *J* = 9.7 Hz, 1H), 3.53 (s, 3H), 3.39 ~ 3.27 (m, 1H), 2.61 (s, 3H), 2.11 (s, 3H), 1.75 (d, *J* = 6.8 Hz, 3H), 1.11 (dd, *J* = 6.0, 3.8 Hz, 6H) ppm.

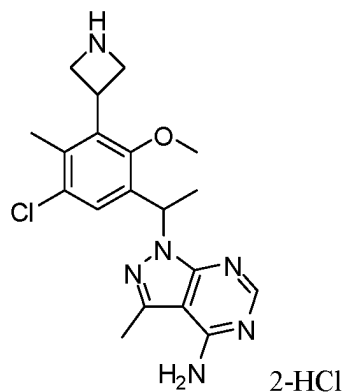
Reference Example 2. 1-{1-[3-(1-Acetylazetidin-3-yl)-5-chloro-2-methoxy-4-methylphenyl]ethyl}-3-methyl-1H-pyrazolo[3,4-d]pyrimidin-4-amine trifluoroacetate

[0211]



Step 1. 1-[1-(3-azetidin-3-yl-5-chloro-2-methoxy-4-methylphenyl)ethyl]-3-methyl-1H-pyrazolo[3,4-d]pyrimidin-4-amine dihydrochloride

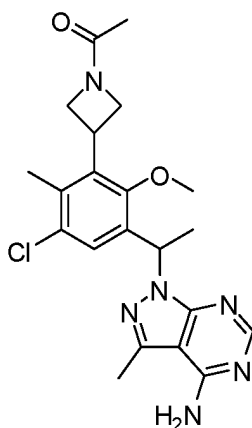
[0212]



[0213] To a solution of the racemic *tert*-butyl 3-{3-[1-(4-amino-3-methyl-1H-pyrazolo[3,4-d]pyrimidin-1-yl)ethyl]-5-chloro-2-methoxy-6-methylphenyl}azetidine-1-carboxylate (146 mg, 0.300 mmol) (racemic intermediate from Example 1 Step 6) in methylene chloride (1.5 mL) was added 4.0 M hydrogen chloride in 1,4-dioxane (0.75 mL, 3.0 mmol). After stirred at rt for 2 h, the solvents were evaporated and the resulting residue dried *in vacuo* to give 138 mg of the desired product as the HCl salt. LCMS calculated for C₁₉H₂₄ClN₆O (M+H)⁺: m/z = 387.2; Found: 387.1.

Step 2. 1-{1-[3-(1-Acetylazetidin-3-yl)-5-chloro-2-methoxy-4-methylphenyl]ethyl}-3-methyl-1H-pyrazolo[3,4-d]pyrimidin-4-amine trifluoroacetate

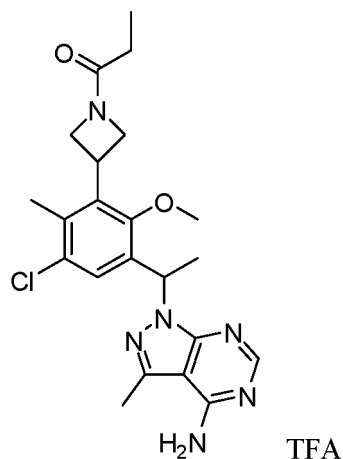
[0214]



To a mixture of 1-[1-(3-azetidin-3-yl-5-chloro-2-methoxy-4-methylphenyl)ethyl]-3-methyl-1H-pyrazolo[3,4-d]pyrimidin-4-amine dihydrochloride (20.0 mg, 0.0435 mmol, from Example 2, step 1) and triethylamine (30.3 μL, 0.217 mmol) in methylene chloride (0.20 mL) was added acetyl chloride (6.18 μL, 0.0870 mmol). The resulting mixture was stirred overnight at room temperature. The solvents were evaporated and the crude purified using RP-HPLC (XBridge C18 column, eluting with a gradient of acetonitrile/water containing 0.05% TFA, at flow rate of 30 mL/min) to give the desired product as the TFA salt. The product was isolated as a racemic mixture. LCMS calculated for C₂₁H₂₆ClN₆O₂ (M+H)⁺: m/z = 429.2; Found: 429.1. ¹H NMR (400 MHz, DMSO-*d*₆): δ 8.35 (s, 1H), 7.34 (s, 1H), 6.26 (q, 1H), 4.50 (m, 1H), 4.28 ~ 4.20 (m, 2H), 4.01 (m, 1H), 3.88 (m, 1H), 3.52 (s, 3H), 2.58 (s, 3H), 2.18 (s, 3H), 1.75 ~ 1.71 (m, 6H) ppm.

Reference Example 3. 1-{1-[5-Chloro-2-methoxy-4-methyl-3-(1-propionylazetidin-3-yl)phenyl]ethyl}-3-methyl-1H-pyrazolo[3,4-d]pyrimidin-4-amine trifluoroacetate

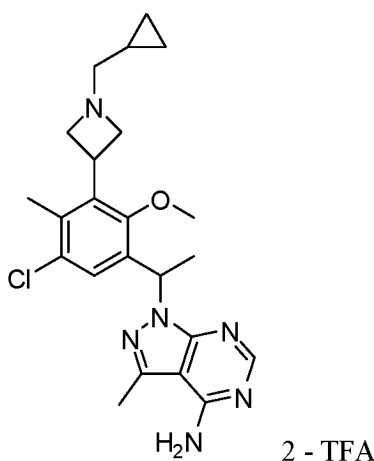
[0215]



[0216] This compound was prepared using procedures analogous to those for Example 2, with propanoyl chloride instead of acetyl chloride. The product was isolated as a racemic mixture. LCMS calculated for $C_{22}H_{28}ClN_6O_2$ ($M+H$)⁺: m/z = 443.2; Found: 443.2. ¹H NMR (400 MHz, DMSO- d_6) δ 8.30 (s, 1H), 7.33 (s, 1H), 6.25 (q, 1H), 4.49 (m, 1H), 4.27 ~ 4.18 (m, 2H), 4.02 (m, 1H), 3.90 (m, 1H), 3.54 (s, 3H), 2.57 (s, 3H), 2.18 (s, 3H), 2.05 (q, 2H), 1.72 (d, 3H), 0.93 (t, 3H) ppm.

Reference Example 4. 1-(1-(5-Chloro-3-[1-(cyclopropylmethyl)azetidin-3-yl]-2-methoxy-4-methylphenyl)ethyl)-3-methyl-1H-pyrazolo[3,4-d]pyrimidin-4-amine bis(trifluoroacetate)

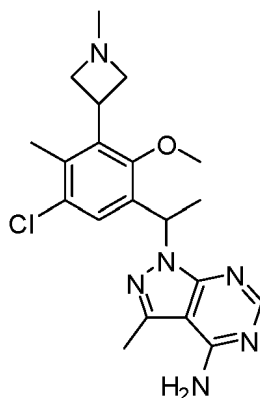
[0217]



[0218] This compound was prepared using procedures analogous to those for Example 1, with racemic 1-[1-(3-azetidin-3-yl-5-chloro-2-methoxy-4-methylphenyl)ethyl]-3-methyl-1H-pyrazolo[3,4-d]pyrimidin-4-amine dihydrochloride from Example 2, Step 1 and cyclopropanecarboxaldehyde (from Aldrich) instead of acetone. The product was isolated as a racemic mixture. LCMS calculated for $C_{23}H_{30}ClN_6O$ ($M+H$)⁺: m/z = 441.2; Found: 441.1. ¹H NMR (400 MHz, DMSO- d_6): δ 8.06 (s, 1H), 7.13 (s, 1H), 5.96 (q, 1H), 4.22 (m, 2H), 4.07 (m, 1H), 3.90 (m, 1H), 3.80 (m, 1H), 3.24 (s, 3H), 2.68 (t, 2H), 2.21 (s, 3H), 1.80 (s, 3H), 1.45 (d, 3H), 0.64 (m, 1H), 0.24 (m, 2H), 0.01 (m, 2H) ppm.

Reference Example 5. 1-{1-[5-chloro-2-methoxy-4-methyl-3-(1-methylazetidin-3-yl)phenyl]ethyl}-3-methyl-1H-pyrazolo[3,4-d]pyrimidin-4-amine

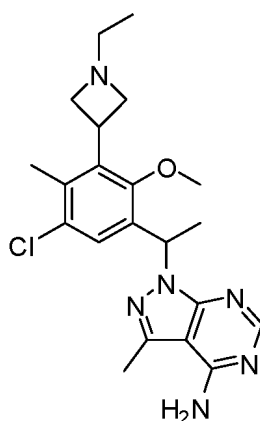
[0219]



[0220] This compound was prepared using procedures analogous to those for Example 1, with racemic 1-[1-(3-azetidin-3-yl-5-chloro-2-methoxy-4-methylphenyl)ethyl]-3-methyl-1H-pyrazolo[3,4-d]pyrimidin-4-amine dihydrochloride from Example 2, Step 1 and formaldehyde instead of acetone. The crude purified using RP-HPLC (XBridge C18 column, eluting with a gradient of acetonitrile/water containing 0.1% ammonium hydroxide, at flow rate of 30 mL/min) to give the desired product. The product was isolated as a racemic mixture. LCMS calculated for $C_{20}H_{26}ClN_6O$ (M+H)⁺: m/z = 401.2; Found: 401.2.

Reference Example 6. 1-{1-[5-Chloro-3-(1-ethylazetidin-3-yl)-2-methoxy-4-methylphenyl]ethyl}-3-methyl-1H-pyrazolo[3,4-d]pyrimidin-4-amine

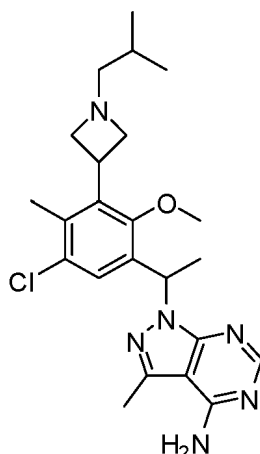
[0221]



[0222] This compound was prepared using procedures analogous to those for Example 1, with racemic 1-[1-(3-azetidin-3-yl-5-chloro-2-methoxy-4-methylphenyl)ethyl]-3-methyl-1H-pyrazolo[3,4-d]pyrimidin-4-amine dihydrochloride from Example 2, Step 1 and acetaldehyde instead of acetone. The crude purified using RP-HPLC (XBridge C18 column, eluting with a gradient of acetonitrile/water containing 0.1% ammonium hydroxide, at flow rate of 30 mL/min) to give the desired product. The product was isolated as a racemic mixture. LCMS calculated for $C_{21}H_{28}ClN_6O$ (M+H)⁺: m/z = 415.2; Found: 415.1

Reference Example 7. 1-{1-[5-Chloro-3-(1-isobutylazetidin-3-yl)-2-methoxy-4-methylphenyl]ethyl}-3-methyl-1H-pyrazolo[3,4-d]pyrimidin-4-amine

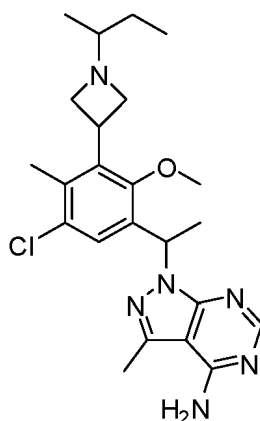
[0223]



[0224] This compound was prepared using procedures analogous to those for Example 1, with racemic 1-[1-(3-azetidin-3-yl-5-chloro-2-methoxy-4-methylphenyl)ethyl]-3-methyl-1H-pyrazolo[3,4-d]pyrimidin-4-amine dihydrochloride from Example 2, Step 1 and isobutyraldehyde instead of acetone. The crude purified using RP-HPLC (XBridge C18 column, eluting with a gradient of acetonitrile/water containing 0.1% ammonium hydroxide, at flow rate of 30 mL/min) to give the desired product. The product was isolated as a racemic mixture. LCMS calculated for $C_{23}H_{32}ClN_6O$ ($M+H$)⁺: m/z = 443.2; Found: 443.1. 1H NMR (400 MHz, $CDCl_3$): δ 8.29 (s, 1H), 7.38 (s, 1H), 6.37 (q, 1H), 5.37 (s, 2H), 4.01 (m, 2H), 3.87 (m, 1H), 3.57 (s, 3H), 3.05 (t, 1H), 2.86 (t, 1H), 2.64 (s, 3H), 2.18 (d, 2H), 2.11 (s, 3H), 1.82 (d, 3H), 1.62 (m, 1H), 0.89 (d, 6H) ppm.

Reference Example 8. 1-{1-[3-(1-sec-butylazetidin-3-yl)-5-chloro-2-methoxy-4-methylphenyl]ethyl}-3-methyl-1H-pyrazolo[3,4-d]pyrimidin-4-amine

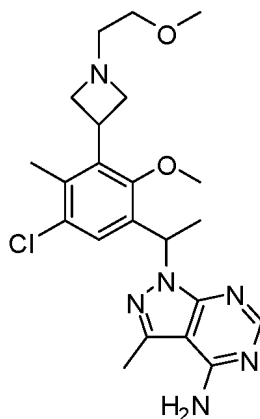
[0225]



[0226] This compound was prepared using procedures analogous to those for Example 1, with racemic 1-[1-(3-azetidin-3-yl-5-chloro-2-methoxy-4-methylphenyl)ethyl]-3-methyl-1H-pyrazolo[3,4-d]pyrimidin-4-amine dihydrochloride from Example 2, Step 1 and 2-butanone instead of acetone. The crude was purified using RP-HPLC (XBridge C18 column, eluting with a gradient of acetonitrile/water containing 0.1% ammonium hydroxide, at flow rate of 30 mL/min) to give the desired product. The product was isolated as a mixture of diastereomers. LCMS calculated for $C_{23}H_{32}ClN_6O$ ($M+H$)⁺: m/z = 443.2; Found: 443.1

Reference Example 9. 1-(1-{5-Chloro-2-methoxy-3-[1-(2-methoxyethyl)azetidin-3-yl]-4-methylphenyl}ethyl)-3-methyl-1H-pyrazolo[3,4-d]pyrimidin-4-amine

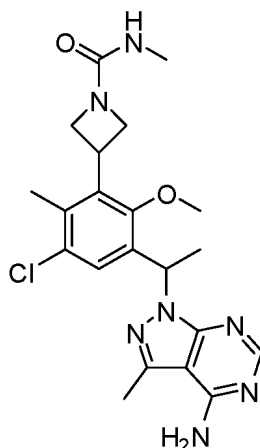
[0227]



[0228] This compound was prepared using procedures analogous to those for Example 1, with racemic 1-[1-(3-azetidin-3-yl-5-chloro-2-methoxy-4-methylphenyl)ethyl]-3-methyl-1H-pyrazolo[3,4-d]pyrimidin-4-amine dihydrochloride from Example 2, Step 1 and methoxyacetaldehyde instead of acetone. The crude was purified using RP-HPLC (XBridge C18 column, eluting with a gradient of acetonitrile/water containing 0.1% ammonium hydroxide, at flow rate of 30 mL/min) to give the desired product. The product was isolated as a racemic mixture. LCMS calculated for $C_{22}H_{30}ClN_6O_2$ (M+H)⁺: m/z = 445.2; Found: 445.2.

Reference Example 10. 3-{3-[1-(4-Amino-3-methyl-1H-pyrazolo[3,4-d]pyrimidin-1-yl)ethyl]-5-chloro-2-methoxy-6-methylphenyl}-N-methylazetidine-1-carboxamide

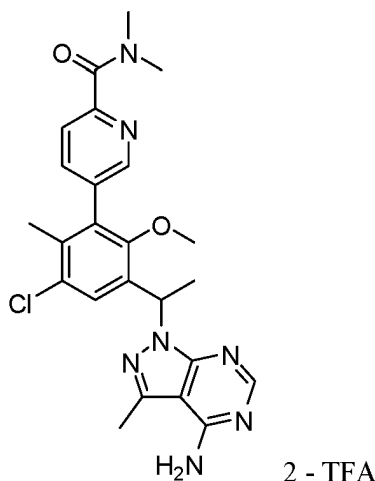
[0229]



[0230] This compound was prepared using procedures analogous to those for Example 2, with methyl isocyanate instead of acetyl chloride. The crude was purified using RP-HPLC (XBridge C18 column, eluting with a gradient of acetonitrile/water containing 0.1% ammonium hydroxide, at flow rate of 30 mL/min) to give the desired product. The product was isolated as a racemic mixture. LCMS calculated for $C_{21}H_{27}ClN_7O_2$ (M+H)⁺: m/z = 444.2; Found: 444.2.

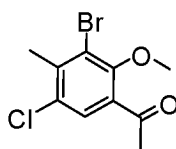
Reference Example 11. 5-{3-[1-(4-Amino-3-methyl-1H-pyrazolo[3,4-d]pyrimidin-1-yl)ethyl]-5-chloro-2-methoxy-6-methylphenyl}-N,N-dimethylpyridine-2-carboxamide bis(trifluoroacetate)

[0231]



Step 1. 1-(3-Bromo-5-chloro-2-methoxy-4-methylphenyl)ethanone

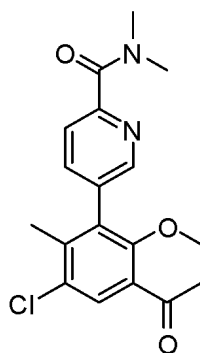
[0232]



[0233] To a stirred solution of 1-(5-chloro-2-methoxy-4-methylphenyl)ethanone (5.00 g, 25.2 mmol, from Oakwood) in acetic acid (100 mL) was added *N*-bromosuccinimide (4.93 g, 27.7 mmol) and the resulting mixture heated at 100 °C for 18 hours. After cooling to ambient temperature, the reaction mixture was concentrated *in vacuo*, then neutralized with sat. sodium bicarbonate, filtered off insoluble succinimide. The filtrate was extracted with EtOAc. The combined organic layers were washed with brine, dried over sodium sulfate, and then concentrated to dryness under reduced pressure. The residue was purified on silica gel, eluting with 0 to 50 % EtOAc in hexanes, to give the desired products (2.66 g, 38%). LCMS calculated for $C_{10}H_{11}BrClO_2$ ($M+H$)⁺: m/z = 277.0; found: 277.0. ¹H NMR (DMSO-*d*₆, 300 MHz): δ 7.70 (1H, s), 3.77 (3H, s), 2.57 (3H, s), 2.50 (3H, s) ppm.

Step 2. 5-(3-Acetyl-5-chloro-2-methoxy-6-methylphenyl)-*N,N*-dimethylpyridine-2-carboxamide

[0234]

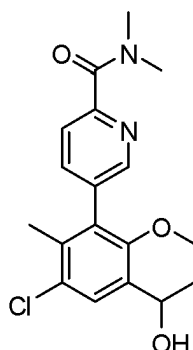


[0235] To a mixture of 1-(3-bromo-5-chloro-2-methoxy-4-methylphenyl)ethanone (0.38 g, 1.4 mmol) and *N,N*-dimethyl-5-(4,4,5,5-tetramethyl-1,3,2-dioxaborolan-2-yl)pyridine-2-carboxamide (from PepTech, 0.46 g, 1.6 mmol) in 1,4-dioxane (6 mL), potassium carbonate (0.38 g, 2.7 mmol) in water (2 mL) was added. The reaction mixture was bubbled with N₂. Tetrakis(triphenylphosphine)palladium(0) (0.095 g, 0.082 mmol) was added and the reaction was stirred overnight at 100 °C. The reaction was diluted with water, extracted with EtOAc. The combined organic layers were dried over MgSO₄, concentrated and purified on silica gel (eluting with 0-100% EtOAc in hexanes) to give the desired product.

LCMS calculated for $C_{18}H_{20}ClN_2O_3$ (M+H)⁺: m/z = 347.1; Found: 347.1

Step 3. 5-[3-chloro-5-(1-hydroxyethyl)-6-methoxy-2-methylphenyl]-N,N-dimethylpyridine-2-carboxamide

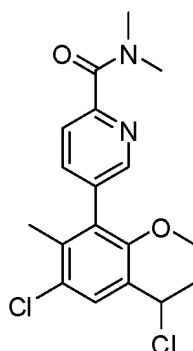
[0236]



[0237] To a solution of 5-(3-acetyl-5-chloro-2-methoxy-6-methylphenyl)-N,N-dimethylpyridine-2-carboxamide (106 mg, 0.306 mmol) in methanol (2 mL) cooled at 0 °C was added sodium tetrahydroborate (14 mg, 0.37 mmol). The mixture was stirred at room temperature for 1 hour, then quenched with water, extracted with EtOAc. The organic layers were dried over $MgSO_4$ and concentrated to give crude alcohol. LCMS calculated for $C_{18}H_{22}ClN_2O_3$ (M+H)⁺: m/z = 349.1; Found: 349.1.

Step 4. 5-[3-chloro-5-(1-chloroethyl)-6-methoxy-2-methylphenyl]-N,N-dimethylpyridine-2-carboxamide

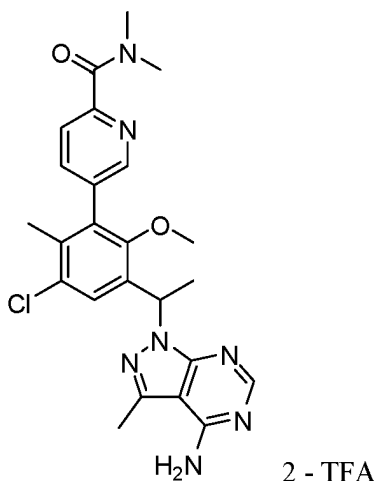
[0238]



[0239] Cyanuric chloride (85 mg, 0.46 mmol) was added to N,N-dimethylformamide (0.036 mL, 0.46 mmol) at room temperature. After the formation of a white solid (10 minutes), methylene chloride (2 mL) was added, followed by 5-[3-chloro-5-(1-hydroxyethyl)-6-methoxy-2-methylphenyl]-N,N-dimethylpyridine-2-carboxamide (115 mg, 0.330 mmol, from Example 11, step 3). After the addition, the mixture was stirred at room temperature overnight. Water was added, and then diluted with dichloromethane. The organic phase was washed with sat. $NaHCO_3$ solution, water and brine, then dried over $MgSO_4$, concentrated. The residue was purified on silica gel (eluting with 0 to 80% EtOAc in hexanes) to give the desired product (76 mg, 63%). LCMS calculated for $C_{18}H_{21}Cl_2N_2O_2$ (M+H)⁺: m/z = 367.1; Found: 367.0.

Step 5. 5-{3-[1-(4-Amino-3-methyl-1H-pyrazolo[3,4-d]pyrimidin-1-yl)ethyl]-5-chloro-2-methoxy-6-methylphenyl}-N,N-dimethylpyridine-2-carboxamide bis(trifluoroacetate)

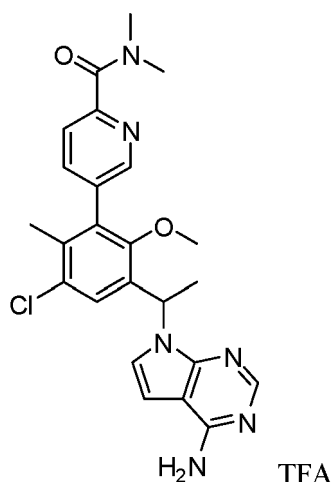
[0240]



[0241] To a solution of 3-methyl-1*H*-pyrazolo[3,4-*d*]pyrimidin-4-amine (6.1 mg, 0.041 mmol) in *N,N*-dimethylformamide (0.4 mL) was added sodium hydride (60%, 2.0 mg, 0.082 mmol) at 0 °C and the mixture was stirred at room temperature for 10 minutes. To the resultant mixture was added a solution of 5-[3-chloro-5-(1-chloroethyl)-6-methoxy-2-methylphenyl]-*N,N*-dimethylpyridine-2-carboxamide (15.0 mg, 0.0408 mmol) in *N,N*-dimethylformamide (0.2 mL). The mixture was stirred at room temperature overnight. The crude mixture was purified on RP-HPLC (XBridge C18 column, eluting with a gradient of acetonitrile/water containing 0.05% TFA, at flow rate of 30 mL/min) to give the desired product as bis-TFA salt. The product was isolated as a racemic mixture. LCMS calculated for $C_{28}H_{27}ClN_7O_2$ (M+H)⁺: *m/z* = 480.2; Found: 480.1.

Reference Example 12. 5-{3-[1-(4-Amino-7*H*-pyrrolo[2,3-*d*]pyrimidin-7-yl)ethyl]-5-chloro-2-methoxy-6-methylphenyl}-*N,N*-dimethylpyridine-2-carboxamide trifluoroacetate

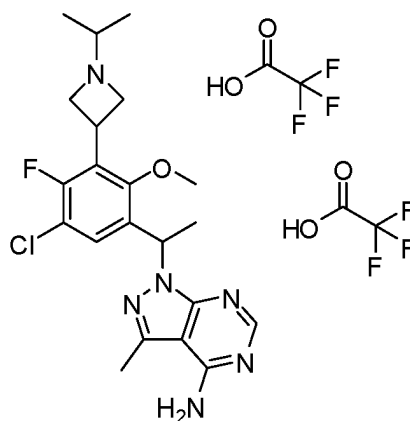
[0242]



[0243] To a mixture of 7*H*-pyrrolo[2,3-*d*]pyrimidin-4-amine sulfate (from Oakwood, 20 mg, 0.086 mmol), cesium carbonate (42 mg, 0.13 mmol) and potassium iodide (1.4 mg, 0.0086 mmol) in *N,N*-dimethylformamide (0.91 mL) was added 5-[3-chloro-5-(1-chloroethyl)-6-methoxy-2-methylphenyl]-*N,N*-dimethylpyridine-2-carboxamide (32 mg, 0.086 mmol) and the resulting mixture was stirred at 140 °C for 1 hour. The mixture was diluted with methanol and purified on RP-HPLC (XBridge C18 column, eluting with a gradient of acetonitrile/water containing 0.05% TFA, at flow rate of 30 mL/min) to give the desired product. The product was isolated as a racemic mixture. LCMS calculated for $C_{24}H_{26}ClN_6O_2$ (M+H)⁺: *m/z* = 465.2; Found: 465.1.

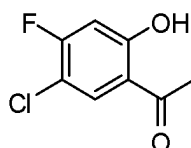
Reference Example 13. 1-{1-[5-Chloro-4-fluoro-3-(1-isopropylazetidin-3-yl)-2-methoxyphenyl]ethyl}-3-methyl-1*H*-pyrazolo[3,4-*d*]pyrimidin-4-amine bis(trifluoroacetate)

[0244]



Step 1. 1-(5-Chloro-4-fluoro-2-hydroxyphenyl)ethanone

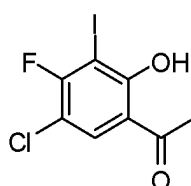
[0245]



[0246] To 4-chloro-3-fluorophenol (from Aldrich, 20 g, 100 mmol) was added acetyl chloride (14.1 mL, 199 mmol) under N_2 with stirring. The resulting mixture turned into a clear solution at room temperature quickly and it was heated at 60 °C for 2 hours. To the resultant mixture was added aluminum trichloride (25.0 g, 187 mmol) in portions and the reaction mixture was heated at 180 °C for 30 minutes. The solids slowly dissolved at high temperature. The reaction mixture was then cooled to room temperature while the flask was swirled carefully in order for the solid to form a thin layer inside the flask and then slowly quenched with 1.0 N HCl (300 mL) while cooling in an ice-bath and stirred overnight. The yellow precipitate was washed with water and dried under vacuum to give the desired product as a yellow solid (23.8 g), which was directly used in the next step without further purification.

Step 2. 1-(5-Chloro-4-fluoro-2-hydroxy-3-iodophenyl)ethanone

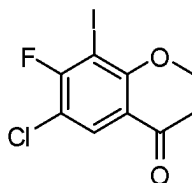
[0247]



[0248] A solution of 1-(5-chloro-4-fluoro-2-hydroxyphenyl)ethanone (23.8 g, 126 mmol) in acetic acid (100 mL) was treated with *N*-iodosuccinimide (34.1 g, 151 mmol) and stirred at 70 °C for 2 hr. The reaction mixture was concentrated, diluted with EtOAc and quenched with sat. $NaHCO_3$ solution until the bubbling stopped. The organic layers were separated, washed with water, dried over $MgSO_4$ and stripped to give the desired product which was used in the next step without further purification.

Step 3. 1-(5-Chloro-4-fluoro-3-iodo-2-methoxyphenyl)ethanone

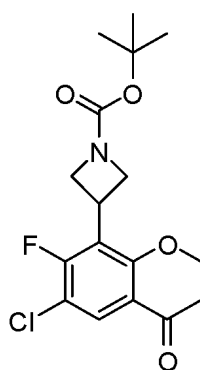
[0249]



[0250] 1-(5-Chloro-4-fluoro-2-hydroxy-3-iodophenyl)ethanone (13 g, 41 mmol) was dissolved in *N,N*-dimethylformamide (41.3 mL). Methyl iodide (3.9 mL, 62 mmol) was added followed by potassium carbonate (11 g, 83 mmol). The reaction was heated at 60 °C for 1 hour. The mixture was cooled to room temperature, diluted with ether. The organic layers were separated and combined, washed with water, dried over MgSO_4 , concentrated and purified on silica gel (eluting with 0 to 10% EtOAc in hexanes) to give the desired product (10 g, 70%). LCMS calculated for $\text{C}_9\text{H}_8\text{ClFIO}_2$ ($\text{M}+\text{H}$)⁺: m/z = 328.9; Found: 328.9.

Step 4. *tert*-Butyl 3-(3-acetyl-5-chloro-6-fluoro-2-methoxyphenyl)azetidine-1-carboxylate

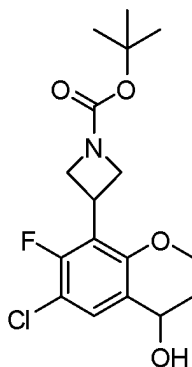
[0251]



[0252] Zinc (0.682 g, 10.4 mmol) was suspended with 1,2-dibromoethane (0.0598 mL, 0.694 mmol) in *N,N*-dimethylformamide (12 mL). The mixture was heated at 70 °C for 10 minutes and then cooled to room temperature. Chlorotrimethylsilane (0.088 mL, 0.69 mmol) was added dropwise and stirring was continued for 1 hour. A solution of *tert*-butyl 3-iodoazetidine-1-carboxylate (2.5 g, 8.7 mmol) in *N,N*-dimethylformamide (10 mL) was then added and the mixture was heated at 40 °C for 1 hour before a mixture of 1-(5-chloro-4-fluoro-3-iodo-2-methoxyphenyl)ethanone (3.0 g, 9.1 mmol), tris(dibenzylideneacetone)dipalladium(0) (0.16 g, 0.17 mmol) and tri-(2-furyl)phosphine (0.081 g, 0.35 mmol) in *N,N*-dimethylformamide (20 mL) was added. The reaction mixture was warmed to 70 °C and stirred overnight. The mixture was then cooled to room temperature and partitioned between ether and sat. NH_4Cl solution. The organic layers were washed with water, dried over MgSO_4 , concentrated and purified on silica gel (eluting with 0 to 25% EtOAc in hexanes) to give the desired product (0.8 g). LCMS calculated for $\text{C}_{17}\text{H}_{21}\text{ClFNO}_4\text{Na}$ ($\text{M}+\text{Na}$)⁺: m/z = 380.1; Found: 380.1.

Step 5. *tert*-Butyl 3-[3-chloro-2-fluoro-5-(1-hydroxyethyl)-6-methoxyphenyl]azetidine-1-carboxylate

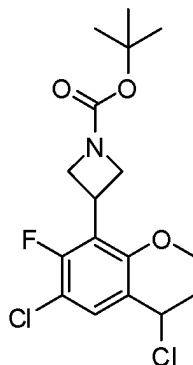
[0253]



[0254] To a solution of *tert*-butyl 3-(3-acetyl-5-chloro-6-fluoro-2-methoxyphenyl)azetidine-1-carboxylate (0.17 g, 0.48 mmol) in methanol (3 mL) cooled at 0 °C was added sodium tetrahydroborate (0.022 g, 0.57 mmol). The mixture was stirred at room temperature for 1 hour, then quenched with water, extracted with EtOAc. The organic layers were combined, dried over MgSO₄ and concentrated to give the crude alcohol (0.19 g). LCMS calculated for C₁₇H₂₃ClFNO₄Na (M+Na)⁺: m/z = 382.1; Found: 382.0.

Step 6. *tert*-Butyl 3-[3-chloro-5-(1-chloroethyl)-2-fluoro-6-methoxyphenyl]azetidine-1-carboxylate

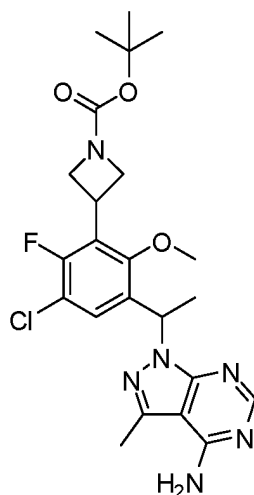
[0255]



[0256] Cyanuric chloride (140 mg, 0.78 mmol) was added to *N,N*-dimethylformamide (0.059 mL, 0.77 mmol) at room temperature. After the formation of a white solid (ca. 10 minutes), methylene chloride (4 mL) was added, followed by *tert*-butyl 3-[3-chloro-2-fluoro-5-(1-hydroxyethyl)-6-methoxyphenyl]azetidine-1-carboxylate (197 mg, 0.547 mmol). After addition, the mixture was stirred at room temperature overnight. Water was added, and then diluted with dichloromethane. The organic phases were washed with sat. NaHCO₃ solution, water and brine, dried over MgSO₄, and concentrated. The resulting residue was purified on silica gel (eluting with 0 to 30% EtOAc in hexanes) to give the desired product (110 mg, 53%).

Step 7. *tert*-Butyl 3-{3-[1-(4-amino-3-methyl-1*H*-pyrazolo[3,4-*d*]pyrimidin-1-yl)ethyl]-5-chloro-6-fluoro-2-methoxyphenyl}azetidine-1-carboxylate

[0257]

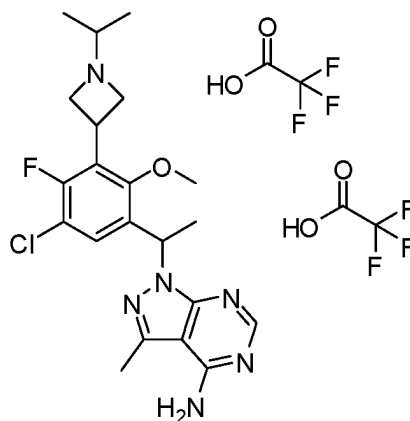


[0258] To a solution of 3-methyl-1*H*-pyrazolo[3,4-*d*]pyrimidin-4-amine (7.9 mg, 0.053 mmol) in *N,N*-dimethylformamide (0.6 mL) was added sodium hydride (60%, 2.5 mg, 0.11 mmol) at 0 °C and the mixture was stirred at room temperature for 10 minutes. To the mixture was added a solution of *tert*-butyl 3-[3-chloro-5-(1-chloroethyl)-2-fluoro-6-methoxyphenyl]azetidine-1-carboxylate (20 mg, 0.053 mmol) in *N,N*-dimethylformamide (0.3 mL). The reaction mixture was stirred at 35 °C overnight, then quenched with water, extracted with ether. The combined organic layers were dried over MgSO₄ and

concentrated to afford the desired product which was used in next step directly. LCMS calculated for $C_{23}H_{29}ClFN_6O_3$, $(M+H)^+$: $m/z = 491.2$; Found: 491.1.

Step 8. 1-{1-[5-Chloro-4-fluoro-3-(*l*-isopropylazetidin-3-yl)-2-methoxyphenyl]ethyl}-3-methyl-1*H*-pyrazolo[3,4-*d*]pyrimidin-4-amine bis(trifluoroacetate)

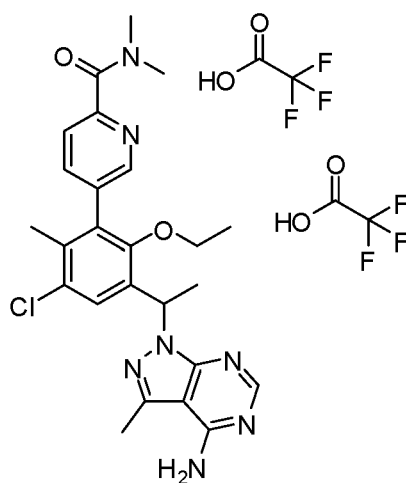
[0259]



[0260] A mixture of *tert*-butyl 3-{3-[1-(4-amino-3-methyl-1*H*-pyrazolo[3,4-*d*]pyrimidin-1-yl)ethyl]-5-chloro-6-fluoro-2-methoxyphenyl}azetidine-1-carboxylate (14 mg, 0.028 mmol) in methylene chloride (0.2 mL) was treated with 4.0 M hydrogen chloride in dioxane (0.2 mL, 0.8 mmol) at room temperature for 1 hour and then the solvent removed to give 1-[1-(3-azetidin-3-yl-5-chloro-4-fluoro-2-methoxyphenyl)ethyl]-3-methyl-1*H*-pyrazolo[3,4-*d*]pyrimidin-4-amine HCl salt. To a mixture of the crude HCl salt in acetonitrile (0.1 mL)/methanol (0.1 mL)/tetrahydrofuran (0.1 mL) was added *N,N*-diisopropylethylamine (0.1 mL, 0.6 mmol), followed by acetone (0.050 mL, 0.68 mmol). The mixture was stirred for 30 minutes before the addition of sodium triacetoxyborohydride (0.030 g, 0.14 mmol). The reaction was stirred at room temperature overnight, then quenched and purified on RP-HPLC (XBridge C18 column, eluting with a gradient of acetonitrile/water containing 0.05% TFA, at flow rate of 30 mL/min) to give the desired product as TFA salt. The product was isolated as a racemic mixture. LCMS calculated for $C_{21}H_{27}ClFN_6O$ $(M+H)^+$: $m/z = 433.2$; Found: 433.1.

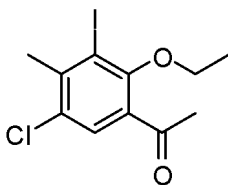
Reference Example 14. 5-{3-[1-(4-Amino-3-methyl-1*H*-pyrazolo[3,4-*d*]pyrimidin-1-yl)ethyl]-5-chloro-2-ethoxy-6-methylphenyl}-*N,N*-dimethylpyridine-2-carboxamide bis(trifluoroacetate)

[0261]



Step 1. 1-(5-Chloro-2-ethoxy-3-iodo-4-methylphenyl)ethanone

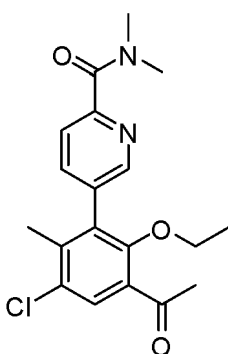
[0262]



[0263] 1-(5-Chloro-2-hydroxy-3-iodo-4-methylphenyl)ethanone (18.9 g, 60.9 mmol) (from Example 1, Step 1) was dissolved in *N,N*-dimethylformamide (60.8 mL). Iodoethane (7.3 mL, 91 mmol) was added followed by potassium carbonate (17 g, 120 mmol). The reaction was heated at 60 °C for 1 hour. The mixture was cooled to room temperature, diluted with ether. The organic layers were combined, washed with water, dried over MgSO_4 , concentrated and purified on silica gel (eluting with 0-10% EtOAc in hexanes) to give the desired product (18.9 g, 91.7%). LCMS calculated for $\text{C}_{11}\text{H}_{13}\text{ClIO}_2$ ($\text{M}+\text{H}$)⁺: m/z = 339.0; Found: 339.0.

Step 2. 5-(3-Acetyl-5-chloro-2-ethoxy-6-methylphenyl)-*N,N*-dimethylpyridine-2-carboxamide

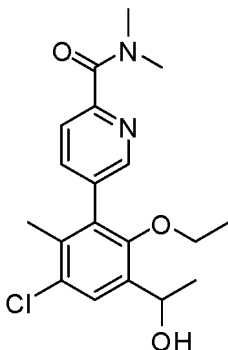
[0264]



[0265] To a mixture of 1-(5-chloro-2-ethoxy-3-iodo-4-methylphenyl)ethanone (0.69 g, 2.0 mmol) and *N,N*-dimethyl-5-(4,4,5,5-tetramethyl-1,3,2-dioxaborolan-2-yl)pyridine-2-carboxamide (0.68 g, 2.4 mmol) in 1,4-dioxane (10 mL), potassium carbonate (0.56 g, 4.1 mmol) in water (3 mL, 200 mmol) was added. The reaction was bubbled with N_2 . Tetrakis(triphenylphosphine)palladium(0) (0.24 g, 0.20 mmol) was added and N_2 was bubbled. Reaction was stirred overnight at 95 °C. The reaction was diluted with water, extracted with EtOAc. The combined organic layers were dried over MgSO_4 , concentrated and purified on silica gel (eluting with 0 to 90% EtOAc in hexanes) to give the desired product (0.6 g, 82%). LCMS calculated for $\text{C}_{19}\text{H}_{22}\text{ClN}_2\text{O}_3$ ($\text{M}+\text{H}$)⁺: m/z = 361.1; Found: 361.0.

Step 3. 5-[3-Chloro-6-ethoxy-5-(1-hydroxyethyl)-2-methylphenyl]-*N,N*-dimethylpyridine-2-carboxamide

[0266]

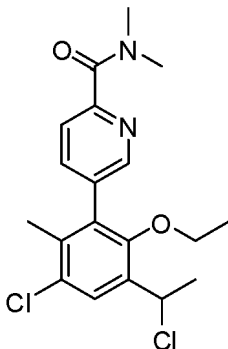


[0267] To a solution of 5-(3-acetyl-5-chloro-2-ethoxy-6-methylphenyl)-*N,N*-dimethylpyridine-2-carboxamide (0.60 g, 1.7 mmol) in methanol (10 mL) cooled at 0 °C was added sodium tetrahydroborate (0.075 g, 2.0 mmol). The mixture was stirred at room temperature for 1 hour, then quenched with water, extracted with EtOAc. The extracts were dried over

MgSO₄ and concentrated to give crude alcohol (0.6 g). LCMS calculated for C₁₉H₂₄ClN₂O₃ (M+H)⁺: m/z = 363.1; Found: 363.0.

Step 4. 5-[3-Chloro-5-(1-chloroethyl)-6-ethoxy-2-methylphenyl]-N,N-dimethylpyridine-2-carboxamide

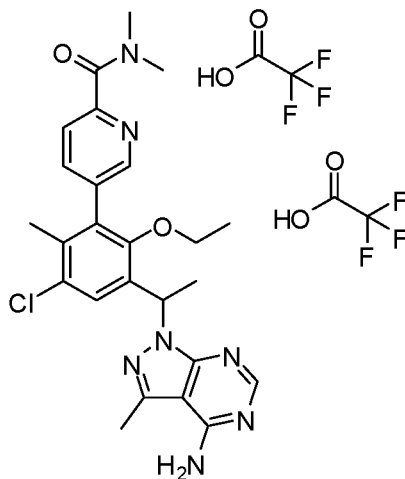
[0268]



[0269] Cyanuric chloride (0.43 g, 2.3 mmol) was added to *N,N*-dimethylformamide (0.18 mL, 2.3 mmol) at room temperature. After the formation of a white solid (10 minutes), methylene chloride (10 mL) was added, followed by 5-[3-chloro-6-ethoxy-5-(1-hydroxyethyl)-2-methylphenyl]-*N,N*-dimethylpyridine-2-carboxamide (0.6 g, 2 mmol). After addition, the mixture was stirred at room temperature overnight, then diluted with dichloromethane and washed with sat. NaHCO₃ solution. The organic layers were dried over MgSO₄, concentrated. The residue was purified on silica gel (eluting with 0 to 50% EtOAc in hexanes) to give the desired product (0.58, 90%). LCMS calculated for C₁₉H₂₃Cl₂NO₂ (M+H)⁺: m/z = 381.1; Found: 381.0.

Step 5. 5-{3-[1-(4-Amino-3-methyl-1*H*-pyrazolo[3,4-*d*]pyrimidin-1-yl)ethyl]-5-chloro-2-ethoxy-6-methylphenyl}-*N,N*-dimethylpyridine-2-carboxamide bis(trifluoroacetate)

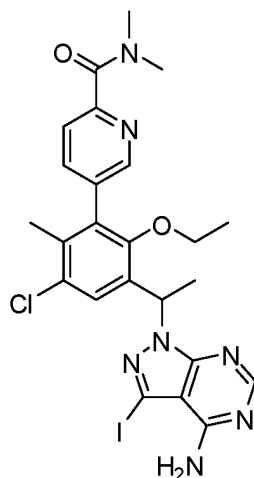
[0270]



[0271] To a solution of 3-methyl-1*H*-pyrazolo[3,4-*d*]pyrimidin-4-amine (47 mg, 0.31 mmol) in *N,N*-dimethylformamide (3 mL) was added sodium hydride (60%, 12.6 mg, 0.524 mmol) at 0 °C and the resultant mixture was stirred at room temperature for 10 minutes. To the mixture was added a solution of 5-[3-chloro-5-(1-chloroethyl)-6-ethoxy-2-methylphenyl]-*N,N*-dimethylpyridine-2-carboxamide (100 mg, 0.3 mmol, from Example 14, step 4) in *N,N*-dimethylformamide (1 mL). The reaction was stirred at 35 °C overnight. The reaction was quenched and applied on RP-HPLC (XBridge C18 column, eluting with a gradient of acetonitrile/water containing 0.05% TFA, at flow rate of 30 mL/min) to give the desired product as bis-TFA salt. The product was isolated as a racemic mixture. LCMS calculated for C₂₅H₂₉ClN₇O₂ (M+H)⁺: m/z = 494.2; Found: 494.1.

Reference Example 15. 5-{3-[1-(4-Amino-3-iodo-1*H*-pyrazolo[3,4-*d*]pyrimidin-1-yl)ethyl]-5-chloro-2-ethoxy-6-methylphenyl}-*N,N*-dimethylpyridine-2-carboxamide

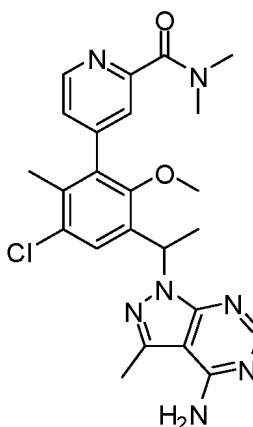
[0272]



[0273] To a mixture of 3-iodo-1*H*-pyrazolo[3,4-*d*]pyrimidin-4-amine (from CNH Technologies, 120 mg, 0.46 mmol), cesium carbonate (200 mg, 0.62 mmol) and potassium iodide (7.0 mg, 0.042 mmol) in *N,N*-dimethylformamide (1 mL) was added 5-[3-chloro-5-(1-chloroethyl)-6-ethoxy-2-methylphenyl]-*N,N*-dimethylpyridine-2-carboxamide (160 mg, 0.42 mmol, from Example 14, step 4) and the mixture was stirred at 140 °C for 1 hour. The reaction mixture was diluted with water, extracted with ether. The combined organic layers were dried over MgSO_4 , concentrated and purified on silica gel (eluting with 0 to 10% MeOH in dichloromethane) to give the desired product (0.12 g, 47%). The product was isolated as a racemic mixture. LCMS calculated for $\text{C}_{24}\text{H}_{26}\text{ClIN}_7\text{O}_2$ ($\text{M}+\text{H}$)⁺: m/z = 606.1; Found: 606.0.

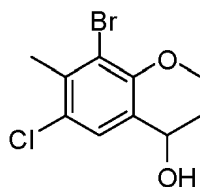
Reference Example 16. 4-{3-[1-(4-Amino-3-methyl-1*H*-pyrazolo[3,4-*d*]pyrimidin-1-yl)ethyl]-5-chloro-2-methoxy-6-methylphenyl}-*N,N*-dimethylpyridine-2-carboxamide

[0274]



Step 1. 1-(3-Bromo-5-chloro-2-methoxy-4-methylphenyl)ethanol

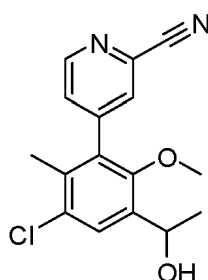
[0275]



[0276] Sodium tetrahydroborate (0.31 g, 8.1 mmol) was added to a mixture of 1-(3-bromo-5-chloro-2-methoxy-4-methylphenyl)ethanone (from Example 11, Step 1) (1.5 g, 5.4 mmol) in methanol (25 mL) at 0 °C and the resultant reaction mixture was stirred at room temperature for 1 hour. The solvent was removed and the resulting residue was diluted with ethyl acetate, washed with sat. NaHCO₃, water, brine, then dried over Na₂SO₄, filtered and concentrated. The crude product was purified by silica gel chromatography, eluting with 0 to 40% EtOAc in hexanes (0.30 g, 90%).

Step 2. 4-[3-Chloro-5-(1-hydroxyethyl)-6-methoxy-2-methylphenyl]pyridine-2-carbonitrile

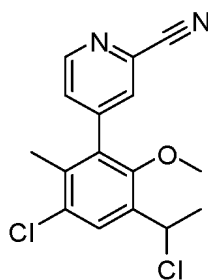
[0277]



[0278] A mixture of 1-(3-bromo-5-chloro-2-methoxy-4-methylphenyl)ethanol (0.30 g, 1.1 mmol), 4-(4,4,5,5-tetramethyl-1,3,2-dioxaborolan-2-yl)pyridine-2-carbonitrile (from Combi-Blocks, 0.27 g, 1.2 mmol), sodium carbonate (230 mg, 2.1 mmol) and [1,1'-bis(diphenylphosphino)ferrocene]dichloropalladium(II), complex with dichloromethane (1:1) (100 mg, 0.13 mmol) in acetonitrile (8 mL)/water (2 mL) was degassed and then refilled with N₂. The reaction was stirred at 95 °C for 2 hours, then cooled and diluted with ethyl acetate, washed with sat. NaHCO₃, water, brine, dried over Na₂SO₄, filtered and concentrated. The crude product was purified by silica gel chromatography, eluting with 0 to 40% EtOAc in hexanes (0.249 g, 75%). LCMS calculated for C₁₆H₁₆ClN₂O₂ (M+H)⁺: m/z = 303.1; Found: 303.0

Step 3. 4-[3-Chloro-5-(1-chloroethyl)-6-methoxy-2-methylphenyl]pyridine-2-carbonitrile

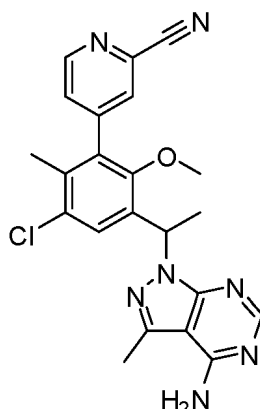
[0279]



[0280] A mixture of cyanuric chloride (170 mg, 0.94 mmol) and *N,N*-dimethylformamide (73 μL, 0.94 mmol) was stirred at room temperature for 10 minutes and then a solution of 4-[3-chloro-5-(1-hydroxyethyl)-6-methoxy-2-methylphenyl]pyridine-2-carbonitrile (190 mg, 0.628 mmol) in methylene chloride (4 mL) was added and the reaction was stirred at room temperature overnight. The mixture was diluted with methylene chloride, washed with sat. NaHCO₃, water, brine, dried over Na₂SO₄, filtered and concentrated. The crude product was used directly in the next step without purification (121 mg, 60%). LCMS calculated for C₁₆H₁₅Cl₂N₂O (M+H)⁺: m/z = 321.0; Found: 321.0

Step 4. 4-{3-[1-(4-Amino-3-methyl-1H-pyrazolo[3,4-d]pyrimidin-1-yl)ethyl]-5-chloro-2-methoxy-6-methylphenyl}pyridine-2-carbonitrile

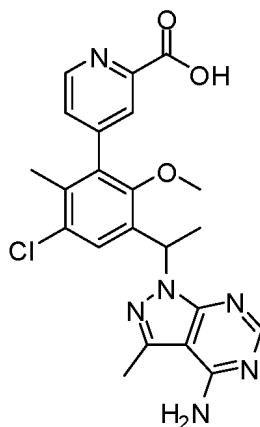
[0281]



[0282] Sodium hydride (20 mg, 0.50 mmol) was added to a mixture of 4-[3-chloro-5-(1-chloroethyl)-6-methoxy-2-methylphenyl]pyridine-2-carbonitrile (90 mg, 0.28 mmol), 3-methyl-1H-pyrazolo[3,4-d]pyrimidin-4-amine (63 mg, 0.42 mmol) in N,N-dimethylformamide (4 mL) and the reaction was stirred at 30 °C overnight. The mixture was cooled, treated with water and then filtered to provide the desired product. LCMS calculated for $C_{22}H_{21}ClN_7O$ (M+H)⁺: m/z = 434.1; Found: 434.2

Step 5. 4-{3-[1-(4-Amino-3-methyl-1H-pyrazolo[3,4-d]pyrimidin-1-yl)ethyl]-5-chloro-2-methoxy-6-methylphenyl}pyridine-2-carboxylic acid

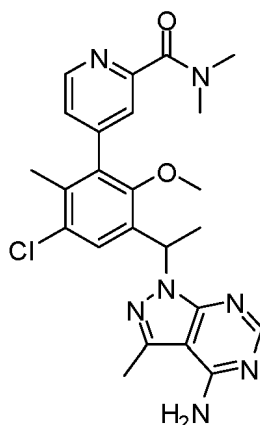
[0283]



[0284] Sodium hydroxide (1.0 M) in water (0.70 mL, 0.70 mmol) was added to a mixture of 4-{3-[1-(4-amino-3-methyl-1H-pyrazolo[3,4-d]pyrimidin-1-yl)ethyl]-5-chloro-2-methoxy-6-methylphenyl}pyridine-2-carbonitrile (0.060 g, 0.14 mmol) in ethanol (1.0 mL) and the resultant mixture was heated at 95 °C for 6 hours. At this time, conc. HCl was added to adjust pH to ~3. The solvent was removed and the residue was used in the next step without further purification. LCMS calculated for $C_{22}H_{22}ClN_6O_3$ (M+H)⁺: m/z = 453.1; Found: 453.2

Step 6. 4-{3-[1-(4-Amino-3-methyl-1H-pyrazolo[3,4-d]pyrimidin-1-yl)ethyl]-5-chloro-2-methoxy-6-methylphenyl}-N,N-dimethylpyridine-2-carboxamide

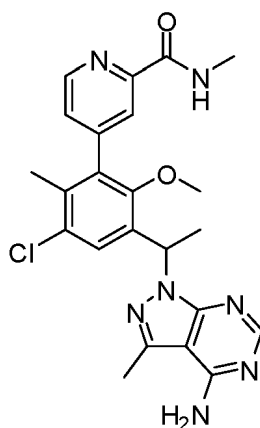
[0285]



[0286] 2.0 M Dimethylamine in THF (0.14 mL, 0.28 mmol) was added to a solution of 4-{3-[1-(4-amino-3-methyl-1H-pyrazolo[3,4-d]pyrimidin-1-yl)ethyl]-5-chloro-2-methoxy-6-methylphenyl}pyridine-2-carboxylic acid (9.6 mg, 0.021 mmol) and benzotriazol-1-yloxytris(dimethylamino)phosphonium hexafluorophosphate (10 mg, 0.03 mmol) in *N,N*-dimethylformamide (0.7 mL) at room temperature followed by addition of triethylamine (8.8 μ L, 0.064 mmol). The reaction was stirred for 1 hour. The crude mixture was purified using RP-HPLC (XBridge C18 column, eluting with a gradient of acetonitrile/water containing 0.1% ammonium hydroxide, at flow rate of 30 mL/min) to give the desired product. The product was isolated as a racemic mixture. LCMS calculated for $C_{24}H_{27}ClN_7O_2$ ($M+H$)⁺: m/z = 480.2; Found: 480.2.

Reference Example 17. 4-(3-(1-(4-amino-3-methyl-1H-pyrazolo[3,4-d]pyrimidin-1-yl)ethyl)-5-chloro-2-methoxy-6-methylphenyl)-N-methylpicolinamide

[0287]



[0288] This compound was prepared using procedures analogous to those for Example 16, Step 6, with 2.0 M solution of methylamine in THF replacing 2.0 M dimethylamine in THF. The product was isolated as a racemic mixture. LCMS calculated for $C_{23}H_{25}ClN_7O_2$ ($M+H$)⁺: m/z = 466.2; Found: 466.2.

Reference Example 18. 4-{3-[1-(4-Amino-3-methyl-1H-pyrazolo[3,4-d]pyrimidin-1-yl)ethyl]-5-chloro-2-methoxy-6-methylphenyl}-N-(2-hydroxyethyl)pyridine-2-carboxamide

[0289]



15

20

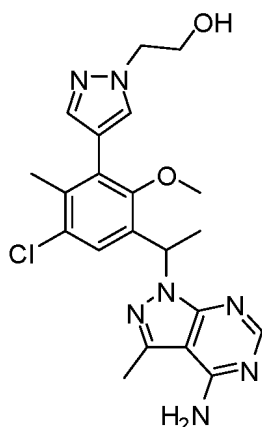
25



40

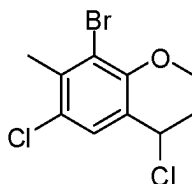
45

50



Step 1. 3-Bromo-1-chloro-5-(1-chloroethyl)-4-methoxy-2-methylbenzene

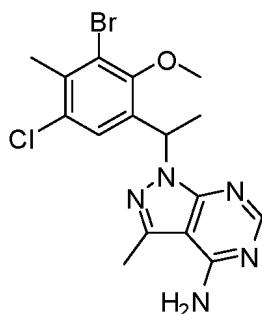
[0294]



[0295] A mixture of cyanuric chloride (1.7 g, 9.2 mmol) and *N,N*-dimethylformamide (710 μ L, 9.2 mmol) was stirred at room temperature for 10 minutes and then a solution of 1-(3-bromo-5-chloro-2-methoxy-4-methylphenyl)ethanol (from Example 16, Step 1) (1.72 g, 6.15 mmol) in methylene chloride (34 mL) was added and the reaction was stirred at room temperature overnight. The mixture was diluted with methylene chloride, washed with *sat.* NaHCO_3 , water, brine, dried over Na_2SO_4 , filtered and concentrated. The crude product was purified by silica gel chromatography, eluting with 0 to 10% EtOAc in hexanes (1.01 g, 60%).

Step 2. 1-[1-(3-Bromo-5-chloro-2-methoxy-4-methylphenyl)ethyl]-3-methyl-1H-pyrazolo[3,4-d]pyrimidin-4-amine

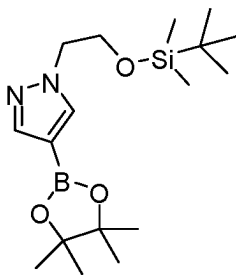
[0296]



[0297] Sodium hydride (36 mg, 0.91 mmol) was added to a mixture of 3-bromo-1-chloro-5-(1-chloroethyl)-4-methoxy-2-methylbenzene (150 mg, 0.503 mmol), 3-methyl-1H-pyrazolo[3,4-d]pyrimidin-4-amine (110 mg, 0.76 mmol) in *N,N*-dimethylformamide (8 mL) and the reaction was stirred at 30 $^{\circ}\text{C}$ overnight. The mixture was diluted with methylene chloride, washed with *sat.* NaHCO_3 , water, brine, dried over Na_2SO_4 , filtered and concentrated. The crude product was purified by silica gel chromatography, eluting with 0 to 70% EtOAc in CH_2Cl_2 (103 mg, 50%). LCMS calculated for $\text{C}_{16}\text{H}_{18}\text{BrClN}_5\text{O}$ ($\text{M}+\text{H}$) $^{+}$: m/z = 410.0; Found: 410. The racemic products were applied on a Phenomenex Lux-Cellulose 1 column (21.1x250 mm, 5 micron particle size), eluting with 5% ethanol in hexanes at a flow rate of 18 mL/min, ~ 13 mg/injection, to provide two enantiomers.

Step 3. 1-(2-[[*tert*-Butyl(dimethyl)silyl]oxy]ethyl)-4-(4,4,5,5-tetramethyl-1,3,2-dioxaborolan-2-yl)-1H-pyrazole

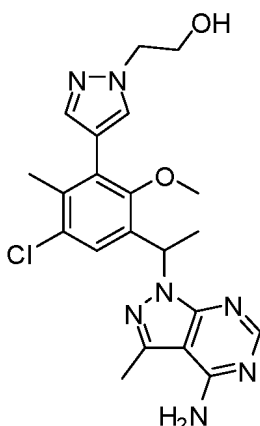
[0298]



[0299] Potassium *tert*-butoxide (1.0 M) in THF (0.60 mL, 0.60 mmol) was added to a solution of 4-(4,4,5,5-tetramethyl-1,3,2-dioxaborolan-2-yl)-1H-pyrazole (0.1 g, 0.5 mmol) in *N,N*-dimethylformamide (1.5 mL) at 0 °C. The reaction mixture was stirred at room temperature for 5 minutes, then cooled to 0 °C and treated with (2-bromoethoxy)(*tert*-butyl)dimethylsilane (0.2 mL, 0.8 mmol). The reaction was stirred at room temperature overnight, then diluted with ethyl acetate, washed with sat. NaHCO₃, water, brine, dried over Na₂SO₄, filtered and concentrated to provide the crude product which was purified by silica gel chromatography eluting with 0 to 30% EtOAc in hexanes. Calculated for C₁₇H₃₄BN₂O₃Si (M+H)⁺: m/z = 353.2; Found: 353.1.

Step 4. 2-(4-(3-(1-(4-Amino-3-methyl-1H-pyrazolo[3,4-d]pyrimidin-1-yl)ethyl)-5-chloro-2-methoxy-6-methylphenyl)-1H-pyrazol-1-yl)ethanol

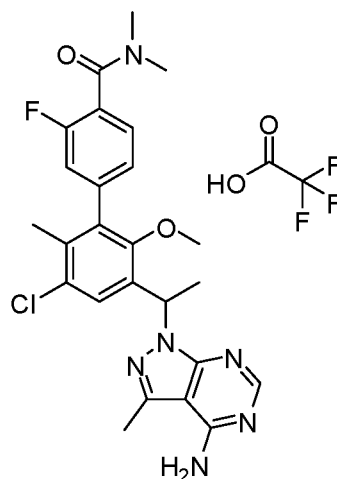
[0300]



[0301] A mixture of 1-[1-(3-bromo-5-chloro-2-methoxy-4-methylphenyl)ethyl]-3-methyl-1H-pyrazolo[3,4-d]pyrimidin-4-amine (0.026 g, 0.062 mmol) (chiral pure, first peak from Step 2), 1-(2-[[*tert*-butyl(dimethyl)silyl]oxy]ethyl)-4-(4,4,5,5-tetramethyl-1,3,2-dioxaborolan-2-yl)-1H-pyrazole (0.024 g, 0.069 mmol), sodium carbonate (13 mg, 0.12 mmol) and [1,1'-bis(diphenylphosphino)ferrocene]dichloropalladium(II), complex with dichloromethane (1:1) (6.1 mg, 0.0075 mmol) in acetonitrile (0.5 mL)/water (0.1 mL) was degassed and then refilled with N₂. The reaction mixture was stirred at 95 °C for 2 hours, then treated with *conc.* HCl (0.1 mL) and then stirred at room temperature for 1 hour. The crude mixture was purified using RP-HPLC (XBridge C18 column, eluting with a gradient of acetonitrile/water containing 0.1% ammonium hydroxide, at flow rate of 30 mL/min) to give the desired product. The product was isolated as a single enantiomer. LCMS calculated for C₂₁H₂₅ClN₇O₂ (M+H)⁺: m/z = 442.2; Found: 442.2.

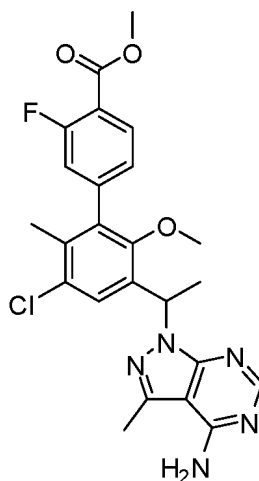
Reference Example 21. 3'-[1-(4-Amino-3-methyl-1H-pyrazolo[3,4-d]pyrimidin-1-yl)ethyl]-5'-chloro-3-fluoro-2'-methoxy-*N,N*,6'-trimethylbiphenyl-4-carboxamide trifluoroacetate

[0302]



Step 1. Methyl 3'-(1-(4-amino-3-methyl-1H-pyrazolo[3,4-d]pyrimidin-1-yl)ethyl)-5'-chloro-3-fluoro-2'-methoxy-6'-methylbiphenyl-4-carboxylate

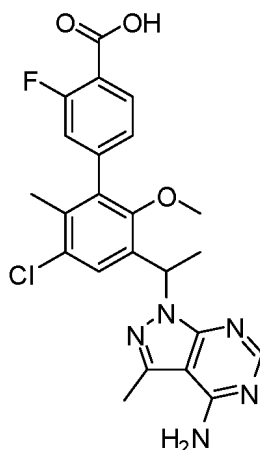
[0303]



[0304] A mixture of 1-[1-(3-bromo-5-chloro-2-methoxy-4-methylphenyl)ethyl]-3-methyl-1H-pyrazolo[3,4-d]pyrimidin-4-amine (60 mg, 0.15 mmol, chiral pure, first peak from Example 20, Step 2), [3-fluoro-4-(methoxycarbonyl)phenyl]boronic acid (from Combi-Blocks, 0.041 g, 0.20 mmol), sodium carbonate (36 mg, 0.34 mmol) and [1,1'-bis(diphenylphosphino)ferrocene]dichloropalladium(II), complex with dichloromethane (1:1) (6 mg, 0.007 mmol) in acetonitrile (1.2 mL)/water (0.3 mL) was vacuumed and then refilled with N₂. The reaction was stirred at 95 °C for 2 hours. Then solvent was removed and the crude mixture was purified by silica gel chromatography, eluting with 0 to 70% EtOAc in CH₂Cl₂, to give the desired product (54 mg, 75%). LCMS calculated for C₂₄H₂₄ClFN₅O₃ (M+H)⁺: m/z = 484.2; Found: 484.1

Step 2. 3'-(1-(4-Amino-3-methyl-1H-pyrazolo[3,4-d]pyrimidin-1-yl)ethyl)-5'-chloro-3-fluoro-2'-methoxy-6'-methylbiphenyl-4-carboxylic acid

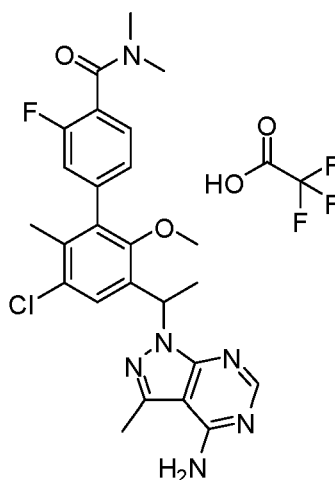
[0305]



[0306] Lithium hydroxide, monohydrate (13 mg, 0.31 mmol) was added to a solution of methyl 3'-[1-(4-amino-3-methyl-1H-pyrazolo[3,4-d]pyrimidin-1-yl)ethyl]-5'-chloro-3-fluoro-2'-methoxy-6'-methylbiphenyl-4-carboxylate made above (0.030 g, 0.062 mmol) in methanol (0.2 mL)/tetrahydrofuran (0.2 mL)/water (0.09 mL). The reaction was stirred at room temperature for 1.5 h, then treated with *conc.* HCl (60 μ L) to adjust pH to 2. The solvent was removed to provide the crude product which was used in next step without further purification. LCMS calculated for $C_{23}H_{22}ClFN_5O_3$ (M+H)⁺: m/z = 470.1; Found: 470.2

Step 3. 3'-[1-(4-Amino-3-methyl-1H-pyrazolo[3,4-d]pyrimidin-1-yl)ethyl]-5'-chloro-3-fluoro-2'-methoxy-N,N,6'-trimethylbiphenyl-4-carboxamide trifluoroacetate

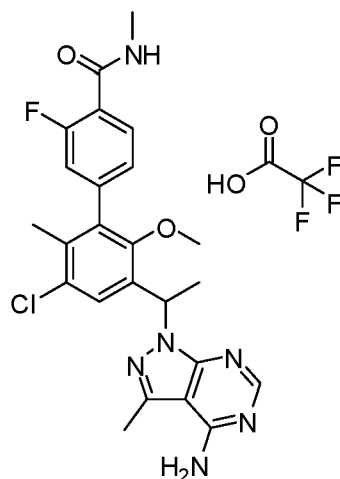
[0307]



[0308] 2.0 M Dimethylamine in THF (0.1 mL, 0.2 mmol) was added to a solution of 3'-[1-(4-amino-3-methyl-1H-pyrazolo[3,4-d]pyrimidin-1-yl)ethyl]-5'-chloro-3-fluoro-2'-methoxy-6'-methylbiphenyl-4-carboxylic acid (12 mg, 0.026 mmol) made above and benzotriazol-1-yloxytris(dimethylamino)phosphonium hexafluorophosphate (20 mg, 0.04 mmol) in *N,N*-dimethylformamide (0.7 mL) at room temperature followed by addition of triethylamine (11 μ L, 0.077 mmol). The reaction was stirred for 1 hour, quenched with water. The crude mixture was applied on RP-HPLC (XBridge C18 column, eluting with a gradient of acetonitrile/water containing 0.05% TFA, at flow rate of 30 mL/min) to give the desired product as TFA salt. The product was isolated as a single enantiomer. LCMS calculated for $C_{25}H_{27}ClFN_6O_2$ (M+H)⁺: m/z = 497.2; Found: 497.2.

Reference Example 22. 3'-[1-(4-Amino-3-methyl-1H-pyrazolo[3,4-d]pyrimidin-1-yl)ethyl]-5'-chloro-3-fluoro-2'-methoxy-N,N,6'-dimethylbiphenyl-4-carboxamide trifluoroacetate

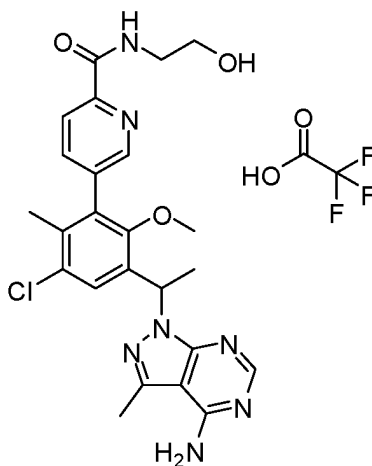
[0309]



[0310] This compound was prepared using procedures analogous to those for Example 21, Step 3, with 2.0 M methylamine in THF replacing 2.0 M dimethylamine in THF. The product was isolated as a single enantiomer. LCMS calculated for $C_{24}H_{25}ClFN_6O_2$ (M+H)⁺: m/z = 483.2; Found: 483.2.

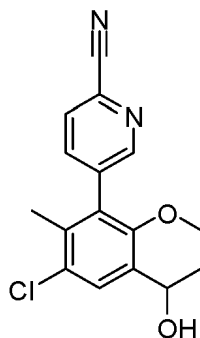
Reference Example 23. 5-(3-(1-(4-amino-3-methyl-1H-pyrazolo[3,4-d]pyrimidin-1-yl)ethyl)-5-chloro-2-methoxy-6-methylphenyl)-N-(2-hydroxyethyl)picolinamide trifluoroacetate

[0311]



Step 1. 5-[3-Chloro-5-(1-hydroxyethyl)-6-methoxy-2-methylphenyl]pyridine-2-carbonitrile

[0312]

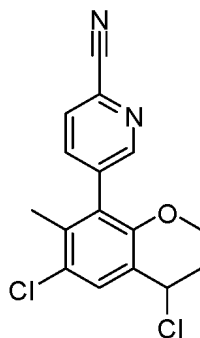


[0313] A mixture of 1-(3-bromo-5-chloro-2-methoxy-4-methylphenyl)ethanol (0.15 g, 0.54 mmol), 5-(4,4,5,5-tetra-

methyl-1,3,2-dioxaborolan-2-yl)pyridine-2-carbonitrile (from Frontier, 0.14 g, 0.59 mmol), sodium carbonate (110 mg, 1.1 mmol) and [1,1'-bis(diphenylphosphino)ferrocene]dichloropalladium(II), complex with dichloromethane (1:1) (52 mg, 0.064 mmol) in acetonitrile (4 mL)/water (1 mL) was degassed and then refilled with N₂. The reaction was stirred at 95 °C for 2 h, cooled, diluted with ethyl acetate, washed with sat. NaHCO₃, water, brine, and then dried over Na₂SO₄, filtered and concentrated. The crude product was purified by silica gel chromatography, eluting with 0 to 40% EtOAc in hexanes, to give the desired product (114 mg, 70%). LCMS calculated for C₁₆H₁₆ClN₂O₂ (M+H)⁺: m/z = 303.1; Found: 303.0

Step 2. 5-[3-Chloro-5-(1-chloroethyl)-6-methoxy-2-methylphenyl]pyridine-2-carbonitrile

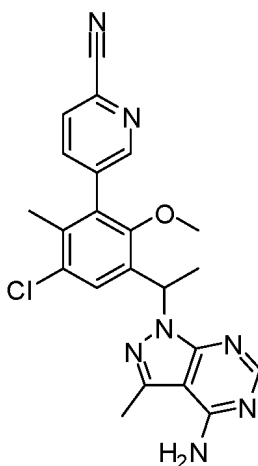
[0314]



[0315] A mixture of cyanuric chloride (170 mg, 0.94 mmol) and *N,N*-dimethylformamide (73 μL, 0.94 mmol) was stirred at room temperature for 10 minutes and then a solution of 5-[3-chloro-5-(1-hydroxyethyl)-6-methoxy-2-methylphenyl]pyridine-2-carbonitrile (190 mg, 0.628 mmol) in methylene chloride (4 mL) was added and the reaction was stirred at room temperature overnight. The mixture was diluted with methylene chloride, washed with sat. NaHCO₃, water, brine, dried over Na₂SO₄, then filtered and concentrated. The resultant crude product was used directly in the next step without further purification (110 mg, 55%). LCMS calculated for C₁₆H₁₅Cl₂N₂O (M+H)⁺: m/z = 321.0; Found: 321.0

Step 3. 5-f3-[1-(4-Amino-3-methyl-1H-pyrazolo[3,4-d]pyrimidin-1-yl)ethyl]-5-chloro-2-methoxy-6-methylphenyl]pyridine-2-carbonitrile

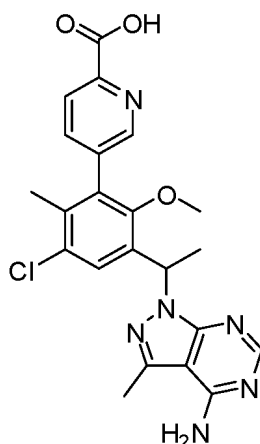
[0316]



[0317] Sodium hydride (20 mg, 0.50 mmol) was added to a mixture of 5-[3-chloro-5-(1-chloroethyl)-6-methoxy-2-methylphenyl]pyridine-2-carbonitrile (90 mg, 0.28 mmol), 3-methyl-1H-pyrazolo[3,4-d]pyrimidin-4-amine (63 mg, 0.42 mmol) in *N,N*-dimethylformamide (4 mL) and the reaction was stirred at 30 °C overnight. The mixture was treated with water and then filtered to provide the desired product. LCMS calculated for C₂₂H₂₁ClN₇O (M+H)⁺: m/z = 434.1; Found: 434.2

Step 4. 5-{3-[1-(4-Amino-3-methyl-1H-pyrazolo[3,4-d]pyrimidin-1-yl)ethyl]-5-chloro-2-methoxy-6-methylphenyl}pyridine-2-carboxylic acid

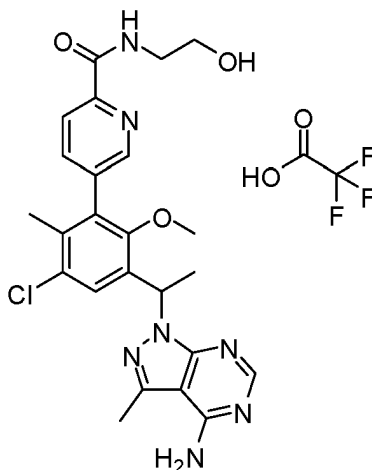
[0318]



[0319] Sodium hydroxide (1.0 M) in water (0.70 mL, 0.70 mmol) was added to a mixture of 5-{3-[1-(4-amino-3-methyl-1H-pyrazolo[3,4-d]pyrimidin-1-yl)ethyl]-5-chloro-2-methoxy-6-methylphenyl}pyridine-2-carbonitrile (0.060 g, 0.14 mmol) in ethanol (1.0 mL). The reaction was heated at 95 °C for 6 hours, followed by the addition of *conc.* HCl to adjust pH to ~3. The solvent was removed and the resultant residue was used in the next step without further purification. LCMS calculated for $C_{22}H_{22}ClN_6O_3$ ($M+H$)⁺: m/z = 453.1; Found: 453.2

Step 5. 5-{3-[1-(4-amino-3-methyl-1H-pyrazolo[3,4-d]pyrimidin-1-yl)ethyl]-5-chloro-2-methoxy-6-methylphenyl}-N-(2-hydroxyethyl)picolinamide trifluoroacetate

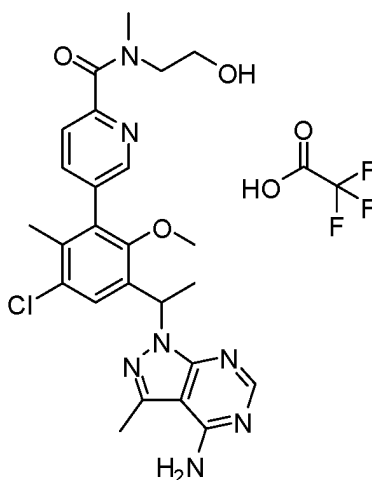
[0320]



[0321] Ethanolamine (15 μ L, 0.25 mmol) was added to a solution of 5-{3-[1-(4-amino-3-methyl-1H-pyrazolo[3,4-d]pyrimidin-1-yl)ethyl]-5-chloro-2-methoxy-6-methylphenyl}pyridine-2-carboxylic acid (9.6 mg, 0.021 mmol) and benzo-triazol-1-yloxytris(dimethylamino)phosphonium hexafluorophosphate (10 mg, 0.03 mmol) in *N,N*-dimethylformamide (0.7 mL) at room temperature followed by addition of triethylamine (8.8 μ L, 0.064 mmol). The reaction was stirred for 1 hour, and then quenched with water. The crude mixture was applied on RP-HPLC (XBridge C18 column, eluting with a gradient of acetonitrile/water containing 0.05% TFA, at flow rate of 30 mL/min) to give the desired product as TFA salt. The product was isolated as a racemic mixture. LCMS calculated for $C_{24}H_{27}ClN_7O_3$ ($M+H$)⁺: m/z = 496.2; Found: 496.2.

Reference Example 24. 4-{3-[1-(4-Amino-3-methyl-1*H*-pyrazolo[3,4-*d*]pyrimidin-1-yl)ethyl]-5-chloro-2-methoxy-6-methylphenyl}-*N*-(2-hydroxyethyl)-*N*-methylpyridine-2-carboxamide trifluoroacetate

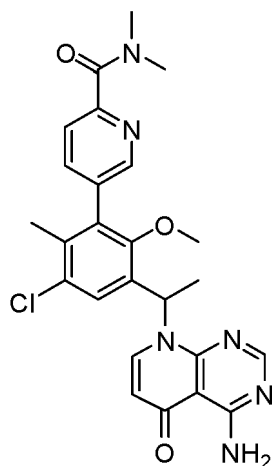
[0322]



[0323] This compound was prepared using procedures analogous to those for Example 23, with 2-(methylamino) ethanol replacing ethanolamine. The product was isolated as a racemic mixture. LCMS calculated for $C_{25}H_{29}ClN_7O_3$ ($M+H$)⁺: m/z = 510.2; Found: 510.2.

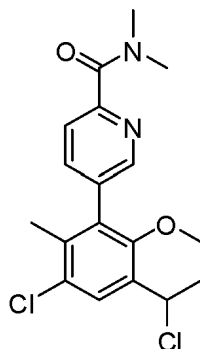
Reference Example 25. 5-{3-[1-(4-Amino-5-oxopyrido[2,3-*d*]pyrimidin-8(5*H*)-yl)ethyl]-5-chloro-2-methoxy-6-methylphenyl}-*N,N*-dimethylpyridine-2-carboxamide

[0324]



Step 1. 5-[3-Chloro-5-(1-chloroethyl)-6-methoxy-2-methylphenyl]-*N,N*-dimethylpyridine-2-carboxamide

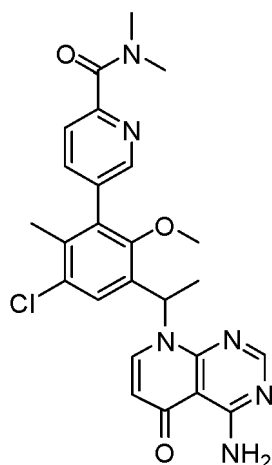
[0325]



[0326] A mixture of cyanuric chloride (from Aldrich, 690 mg, 3.7 mmol) and *N,N*-dimethylformamide (290 μ L, 3.7 mmol) was stirred at room temperature for 10 minutes and then a solution of 5-[3-chloro-5-(1-hydroxyethyl)-6-methoxy-2-methylphenyl]-*N,N*-dimethylpyridine-2-carboxamide (869 mg, 2.49 mmol) in methylene chloride (14 mL) was added and the reaction was stirred at room temperature overnight. The mixture was diluted with methylene chloride, washed with sat. NaHCO_3 , water, brine, dried over Na_2SO_4 , filtered and concentrated. The product was purified by silica gel chromatography, eluting with 0 to 100% EtOAc in hexanes.

Step 2. 5-{3-[1-(4-Amino-5-oxopyrido[2,3-d]pyrimidin-8(5H)-yl)ethyl]-5-chloro-2-methoxy-6-methylphenyl}-*N,N*-dimethylpyridine-2-carboxamide

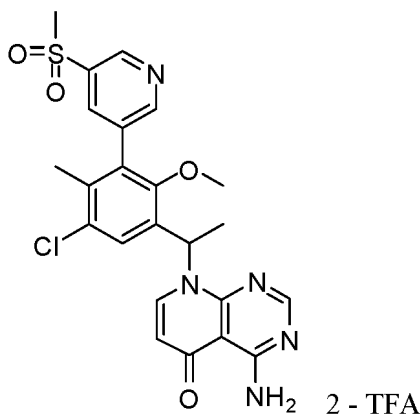
[0327]



[0328] To a mixture of 4-aminopyrido[2,3-d]pyrimidin-5(8H)-one (from VWR, 4.8 mg, 0.030 mmol), cesium carbonate (14 mg, 0.044 mmol) and potassium iodide (0.50 mg, 0.0030 mmol) in *N,N*-dimethylformamide (0.1 mL) was added 5-[3-chloro-5-(1-chloroethyl)-6-methoxy-2-methylphenyl]-*N,N*-dimethylpyridine-2-carboxamide (11 mg, 0.030 mmol). The mixture was stirred at 140 $^{\circ}\text{C}$ for 1 hour. The reaction mixture was applied on RP-HPLC (XBridge C18 column, eluting with a gradient of acetonitrile/water containing 0.1% ammonium hydroxide, at flow rate of 30 mL/min) to give the desired product. LCMS calculated for $\text{C}_{25}\text{H}_{26}\text{ClN}_6\text{O}_3$ ($\text{M}+\text{H}^+$): $m/z = 493.2$; Found: 493.1. The racemic products were applied on a Phenomenex Lux-Cellulose 1 column (21.1x250 mm, 5 micron particle size), eluting with 30% ethanol in hexanes at a flow rate of 18 mL/min, 4.2 mg/injection, to provide two isolated enantiomers. This first isolated peak had a retention time of 15.39 min and the second peak had a retention time of 22.98. For the second peak: $^1\text{H NMR}$ (CDCl_3 , 400 MHz) δ 9.86 (d, $J = 5.6$ Hz, 1H), 8.36 (m, 1H), 8.30 (s, 1H), 7.65~7.58 (m, 2H), 7.37 (m, 2H), 6.84 (q, $J = 7.2$ Hz, 1H), 6.22 (d, $J = 8.0$ Hz), 5.95 (d, $J = 5.2$ Hz, 1H), 3.08 (s, 3H), 3.05 (s, 3H), 2.93 (m, 3H), 2.09 (s, 3H), 1.68 (d, $J = 7.2$ Hz, 3H) ppm.

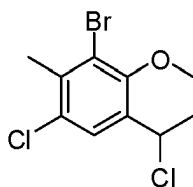
Reference Example 26. 4-Amino-8-(1-{5-chloro-2-methoxy-4-methyl-3-[5-(methylsulfonyl)pyridin-3-yl]phenyl}ethyl)pyrido[2,3-d]pyrimidin-5(8H)-one bis(trifluoroacetate)

[0329]



Step 1. 3-Bromo-1-chloro-5-(1-chloroethyl)-4-methoxy-2-methylbenzene

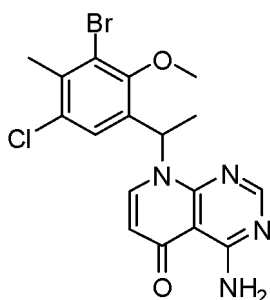
[0330]



[0331] A mixture of cyanuric chloride (1.7 g, 9.2 mmol) and N,N-dimethylformamide (710 μ L, 9.2 mmol) was stirred at room temperature for 10 minutes and then a solution of 1-(3-bromo-5-chloro-2-methoxy-4-methylphenyl)ethanol (1.72 g, 6.15 mmol) in methylene chloride (34 mL) was added and the reaction was stirred at room temperature overnight. The mixture was diluted with methylene chloride, washed with sat. NaHCO_3 , water, brine, dried over Na_2SO_4 , filtered and concentrated. The crude product was purified by silica gel chromatography, eluting with 0 to 10% EtOAc in hexanes.

Step 2. 4-Amino-8-[1-(3-bromo-5-chloro-2-methoxy-4-methylphenyl)ethyl]pyrido[2,3-d]pyrimidin-5(8H)-one

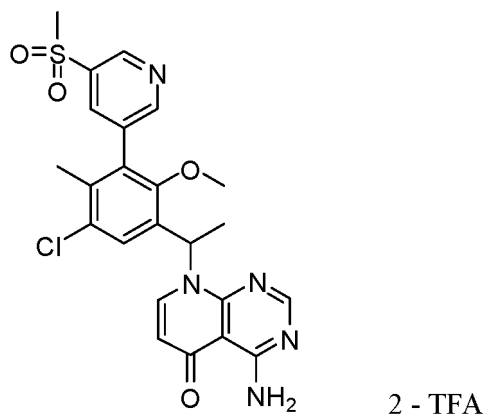
[0332]



[0333] To a mixture of 4-aminopyrido[2,3-d]pyrimidin-5(8H)-one (0.80 g, 4.9 mmol), cesium carbonate (2.4 g, 7.3 mmol) and potassium iodide (82 mg, 0.49 mmol) in N,N-dimethylformamide (20 mL) was added 3-bromo-1-chloro-5-(1-chloroethyl)-4-methoxy-2-methylbenzene (1.47 g, 4.93 mmol) and the mixture was stirred at 140 $^{\circ}\text{C}$ for 1 hour. The mixture was diluted with water and ethyl acetate. The precipitate was collected and dried to give the desired compound. LCMS calculated for $\text{C}_{17}\text{H}_{17}\text{BrClN}_4\text{O}_2$ ($\text{M}+\text{H}$) $^{+}$: m/z = 423.0; Found: 423.0.

Step 3. 4-Amino-8-[1-[5-chloro-2-methoxy-4-methyl-3-[5-(methylsulfonyl)pyridin-3-yl]phenyl]ethyl]pyrido[2,3-d]pyrimidin-5(8H)-one bis(trifluoroacetate)

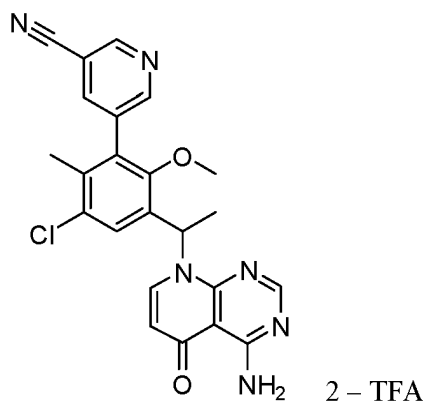
[0334]



A mixture of 4-amino-8-[1-(3-bromo-5-chloro-2-methoxy-4-methylphenyl)ethyl]pyrido[2,3-d]pyrimidin-5(8H)-one (25 mg, 0.059 mmol), 3-(methylsulfonyl)-5-(4,4,5,5-tetramethyl-1,3,2-dioxaborolan-2-yl)pyridine (from PepTech, 18 mg, 0.065 mmol), sodium carbonate (13 mg, 0.12 mmol) and [1,1'-bis(diphenylphosphino)ferrocene]dichloropalladium(II), complex with dichloromethane (1:1) (5.8 mg, 0.0071 mmol) in acetonitrile (0.5 mL) /water (0.1 mL) was degassed with N_2 and the then stirred at 90 °C for 2 hour. The crude mixture was cooled and purified by RP-HPLC (XBridge C18 column, eluting with a gradient of acetonitrile/water containing 0.05% trifluoroacetic acid, at flow rate of 30 mL/min) to give the desired product. The product was isolated as a racemic mixture. LCMS calculated for $C_{23}H_{23}ClN_5O_4S$ (M+H)⁺: m/z = 500.1; Found: 500.0.

Reference Example 27. 5-{3-[1-(4-Amino-5-oxopyrido[2,3-d]pyrimidin-8(5H)-yl)ethyl]-5-chloro-2-methoxy-6-methylphenyl}nicotinonitrile bis(trifluoroacetate)

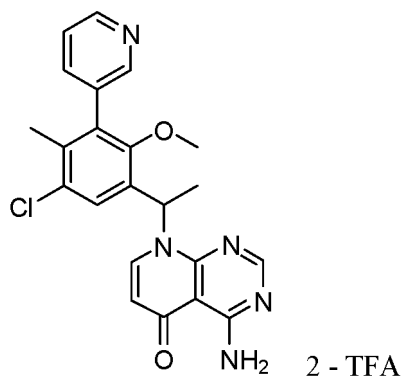
[0335]



[0336] This compound was prepared using procedures analogous to those for Example 26, with 3-cyanopyridine-5-boronic acid pinacol ester (from Frontier) replacing 3-(methylsulfonyl)-5-(4,4,5,5-tetramethyl-1,3,2-dioxaborolan-2-yl)pyridine. The product was isolated as a racemic mixture. LCMS calculated for $C_{23}H_{20}ClN_6O_2$ (M+H)⁺: m/z = 447.1; Found: 447.1.

Example 28. 4-Amino-8-[1-(5-chloro-2-methoxy-4-methyl-3-pyridin-3-ylphenyl)ethyl]pyrido[2,3-d]pyrimidin-5(8H)-one bis(trifluoroacetate)

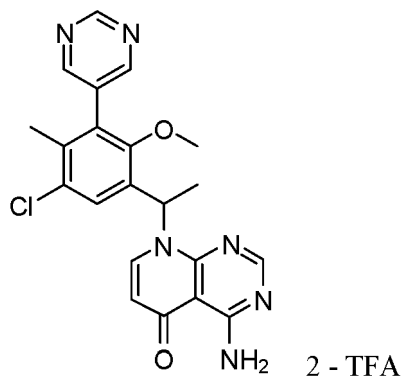
[0337]



[0338] This compound was prepared using procedures analogous to those for Example 26, with pyridine-3-boronic acid (from Aldrich) replacing 3-(methylsulfonyl)-5-(4,4,5,5-tetramethyl-1,3,2-dioxaborolan-2-yl)pyridine. The product was isolated as a racemic mixture. LCMS calculated for $C_{22}H_{21}ClN_5O_2$ ($M+H$)⁺: m/z = 422.1; Found: 422.0.

Reference Example 29. 4-Amino-8-[1-(5-chloro-2-methoxy-4-methyl-3-pyrimidin-5-yl)ethyl]pyrido[2,3-d]pyrimidin-5(8H)-one bis(trifluoroacetate)

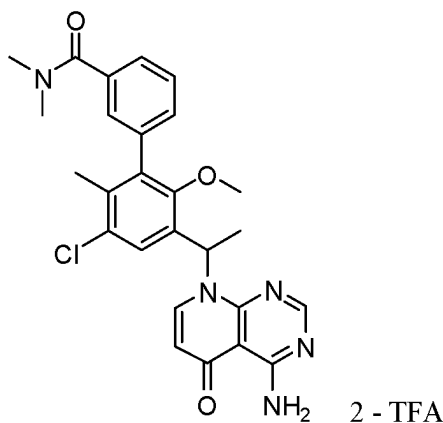
[0339]



This compound was prepared using procedures analogous to those for Example 26, with pyrimidine-5-boronic acid (from Frontier) replacing 3-(methylsulfonyl)-5-(4,4,5,5-tetramethyl-1,3,2-dioxaborolan-2-yl)pyridine. The product was isolated as a racemic mixture. LCMS calculated for $C_{21}H_{20}ClN_6O_2$ ($M+H$)⁺: m/z = 423.1; Found: 423.0.

Reference Example 30. 3'-[1-(4-Amino-5-oxopyrido[2,3-d]pyrimidin-8(5H)-yl)ethyl]-5'-chloro-2'-methoxy-N,N,6'-trimethylbiphenyl-3-carboxamide bis(trifluoroacetate)

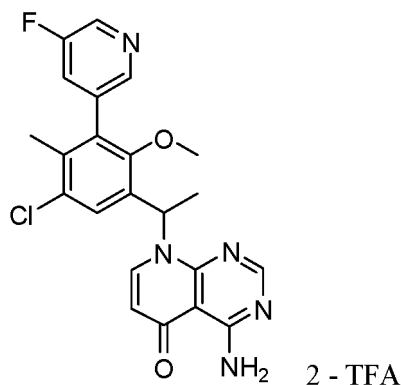
[0340]



[0341] This compound was prepared using procedures analogous to those for Example 26, with 3-(*N,N*-dimethylaminocarbonyl)benzene boronic acid (from Frontier) replacing 3-(methylsulfonyl)-5-(4,4,5,5-tetramethyl-1,3,2-dioxaborolan-2-yl)pyridine. The product was isolated as a racemic mixture. LCMS calculated for $C_{26}H_{27}ClN_5O_3$ ($M+H$)⁺: m/z = 492.2; Found: 492.1.

Reference Example 31. 4-Amino-8-{1-[5-chloro-3-(5-fluoropyridin-3-yl)-2-methoxy-4-methylphenyl]ethyl}pyrido[2,3-*d*]pyrimidin-5(8*H*)-one bis(trifluoroacetate)

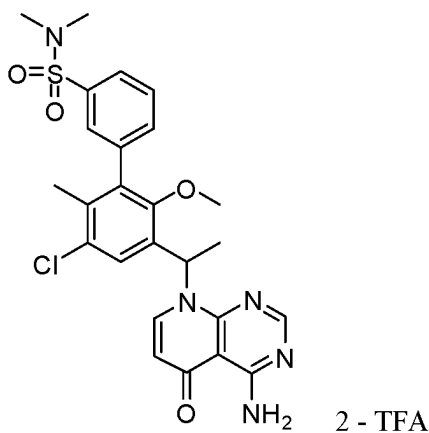
[0342]



[0343] This compound was prepared using procedures analogous to those for Example 26, with 5-fluoropyridine-3-boronic acid (from Combi-Blocks) replacing 3-(methylsulfonyl)-5-(4,4,5,5-tetramethyl-1,3,2-dioxaborolan-2-yl)pyridine. The product was isolated as a racemic mixture. LCMS calculated for $C_{22}H_{20}ClFN_5O_2$ ($M+H$)⁺: m/z = 440.1; Found: 440.0.

Reference Example 32. 3'-[1-(4-Amino-5-oxopyrido[2,3-*d*]pyrimidin-8(5*H*)-yl)ethyl]-5'-chloro-2'-methoxy-*N,N*,6'-trimethylbiphenyl-3-sulfonamide bis(trifluoroacetate)

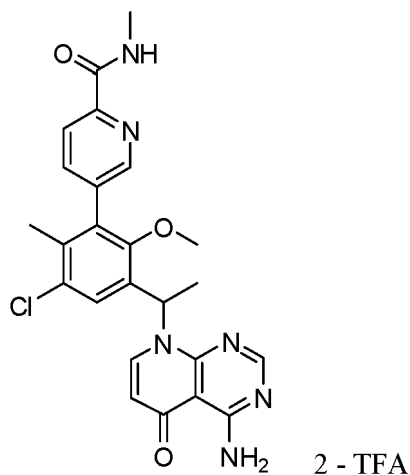
[0344]



[0345] This compound was prepared using procedures analogous to those for Example 26, with *N,N*-dimethyl 3-boronobenzenesulfonamide (from Combi-Blocks) replacing 3-(methylsulfonyl)-5-(4,4,5,5-tetramethyl-1,3,2-dioxaborolan-2-yl)pyridine. The product was isolated as a racemic mixture. LCMS calculated for $C_{25}H_{27}ClN_5O_4S$ ($M+H$)⁺: m/z = 528.1; Found: 528.1.

Reference Example 33. 5-{3-[1-(4-amino-5-oxopyrido[2,3-*d*]pyrimidin-8(5*H*)-yl)ethyl]-5-chloro-2-methoxy-6-methylphenyl}-*N*-methylpyridine-2-carboxamide bis(trifluoroacetate)

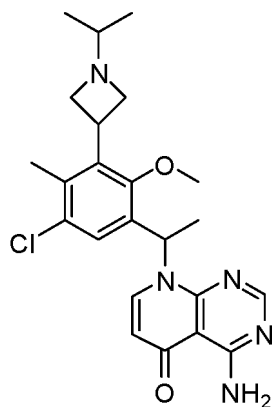
[0346]



[0347] This compound was prepared using procedures analogous to those for Example 26, with 2-(N-methylamido-carboxy)-5-pyridine boronic acid pinacol ester (from Frontier) replacing 3-(methylsulfonyl)-5-(4,4,5,5-tetramethyl-1,3,2-dioxaborolan-2-yl)pyridine. The product was isolated as a racemic mixture. LCMS calculated for $C_{24}H_{24}ClN_6O_3$ ($M+H$)⁺: m/z = 479.2; Found: 479.1.

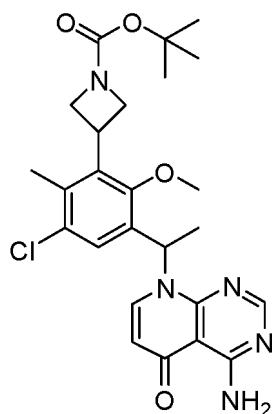
Reference Example 34. 4-Amino-8-{1-[5-chloro-3-(1-isopropylazetidin-3-yl)-2-methoxy-4-methylphenyl]ethyl}pyrido[2,3-d]pyrimidin-5(8H)-one

[0348]



Step 1. tert-Butyl 3-{3-[1-(4-amino-5-oxopyrido[2,3-d]pyrimidin-8(5H)-yl)ethyl]-5-chloro-2-methoxy-6-methylphenyl}azetidine-1-carboxylate

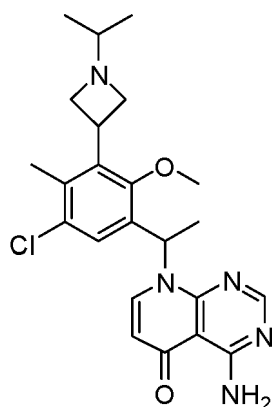
[0349]



[0350] To a mixture of 4-aminopyrido[2,3-d]pyrimidin-5(8H)-one (from VWR) (8.6 mg, 0.053 mmol), cesium carbonate (26 mg, 0.080 mmol) and potassium iodide (0.89 mg, 0.0053 mmol) in *N,N*-dimethylformamide (0.2 mL) was added *tert*-butyl 3-[3-chloro-5-(1-chloroethyl)-6-methoxy-2-methylphenyl]azetidine-1-carboxylate (20 mg, 0.05 mmol, from Example 1, step 5, racemic intermediate). The mixture was stirred at 140 °C for 1 hour, then cooled and was diluted with water, extracted with ether. The organic layers were dried over MgSO_4 and concentrated to afford the crude product which was used in the next step directly. LCMS calculated for $\text{C}_{25}\text{H}_{31}\text{ClN}_5\text{O}_4$ ($\text{M}+\text{H}$)⁺: m/z = 500.2; Found: 500.1.

Step 2. 4-Amino-8-{1-[5-chloro-3-(1-isopropylazetidin-3-yl)-2-methoxy-4-methylphenyl]ethyl}pyrido[2,3-d]pyrimidin-5(8H)-one

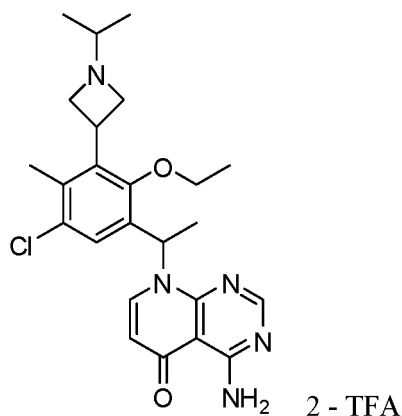
[0351]



[0352] A solution of *tert*-butyl 3-[3-[1-(4-amino-5-oxopyrido[2,3-d]pyrimidin-8(5H)-yl)ethyl]-5-chloro-2-methoxy-6-methylphenyl]azetidine-1-carboxylate (27 mg, 0.053 mmol) in methylene chloride (0.25 mL) was treated with 4.0 M hydrogen chloride in dioxane (0.13 mL, 0.50 mmol) at room temperature for 1 hour, then stripped to dryness to give 4-amino-8-[1-(3-azetidin-3-yl-5-chloro-2-methoxy-4-methylphenyl)ethyl]pyrido[2,3-d]pyrimidin-5(8H)-one as HCl salt. To a mixture of the crude HCl salt in acetonitrile (0.2 mL)/methanol (0.2 mL)/tetrahydrofuran (0.2 mL) was added *N,N*-diisopropylethylamine (0.046 mL, 0.27 mmol). The mixture was stirred at room temperature until the solid dissolved, then treated with acetone (0.032 mL, 0.43 mmol). The resulting mixture was stirred for 30 minutes before the addition of sodium triacetoxyborohydride (0.034 g, 0.16 mmol). The reaction mixture was stirred at room temperature for 4 hours, then quenched and applied on RP-HPLC (XBridge C18 column, eluting with a gradient of acetonitrile/water containing 0.1% ammonium hydroxide, at flow rate of 30 mL/min) to give the desired product. The product was isolated as a racemic mixture. LCMS calculated for $\text{C}_{23}\text{H}_{29}\text{ClN}_5\text{O}_2$ ($\text{M}+\text{H}$)⁺: m/z = 442.2; Found: 442.1.

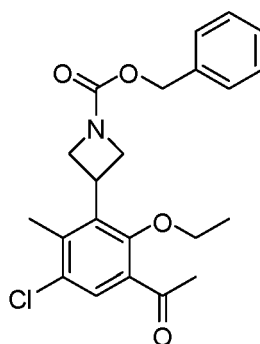
Reference Example 35. 4-Amino-8-{1-[5-chloro-2-ethoxy-3-(1-isopropylazetidin-3-yl)-4-methylphenyl]ethyl}pyrido[2,3-d]pyrimidin-5(8H)-one bis(trifluoroacetate)

[0353]



Step 1. Benzyl 3-(3-acetyl-5-chloro-2-ethoxy-6-methylphenyl)azetidine-1-carboxylate

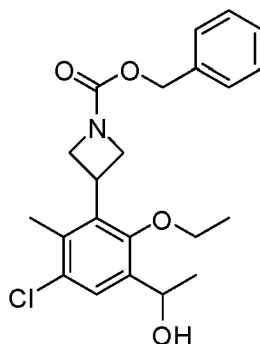
[0354]



[0355] Zinc (0.967 g, 14.8 mmol) was suspended with 1,2-dibromoethane (0.085 mL, 0.98 mmol) in *N,N*-dimethylformamide (17 mL). The mixture was heated at 70 °C for 10 minutes and then cooled to room temperature. Chlorotrimethylsilane (0.125 mL, 0.984 mmol) was added dropwise and stirring was continued for 1 hour. A solution of benzyl 3-iodoazetidine-1-carboxylate (from PharmaBlock) (3.9 g, 12 mmol) in *N,N*-dimethylformamide (10 mL) was then added and the mixture was heated at 40 °C for 1 hour before a mixture of 1-(5-chloro-2-ethoxy-3-iodo-4-methylphenyl)ethanone (4.4 g, 13 mmol), tris(dibenzylideneacetone)dipalladium(0) (0.22 g, 0.24 mmol) and tri-(2-furyl)phosphine (0.12 g, 0.50 mmol) in *N,N*-dimethylformamide (30 mL) was added. The reaction mixture was warmed to 70 °C and stirred overnight. The mixture was then cooled to room temperature and partitioned between ether and sat. NH_4Cl solutions. The organic layers were washed with water, dried over MgSO_4 , concentrated and purified on silica gel (eluting with 0 to 20% EtOAc in hexanes) to give the desired product (3.87 g, 78%). LCMS calculated for $\text{C}_{22}\text{H}_{25}\text{ClNO}_4$ ($\text{M}+\text{H}^+$): m/z = 402.1; Found: 402.1.

Step 2. Benzyl 3-[3-chloro-6-ethoxy-5-(1-hydroxyethyl)-2-methylphenyl]azetidine-1-carboxylate

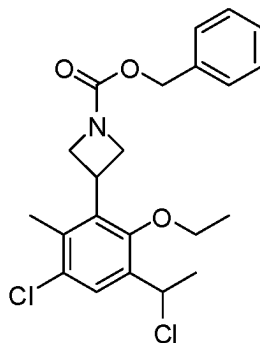
[0356]



[0357] To a solution of benzyl 3-(3-acetyl-5-chloro-2-ethoxy-6-methylphenyl)azetidine-1-carboxylate (0.35 g, 0.87 mmol) in methanol (5 mL) cooled at 0 °C was added sodium tetrahydroborate (0.040 g, 1.0 mmol). The mixture was stirred at room temperature for 1 hour, then diluted with water, extracted with EtOAc. The organic layers were dried over MgSO_4 and concentrated to give the crude alcohol (0.31 g, 88%). LCMS calculated for $\text{C}_{22}\text{H}_{27}\text{ClNO}_4$ ($\text{M}+\text{H}$)⁺: m/z = 404.2; Found: 404.0.

Step 3. Benzyl 3-[3-chloro-5-(1-chloroethyl)-6-ethoxy-2-methylphenyl]azetidine-1-carboxylate

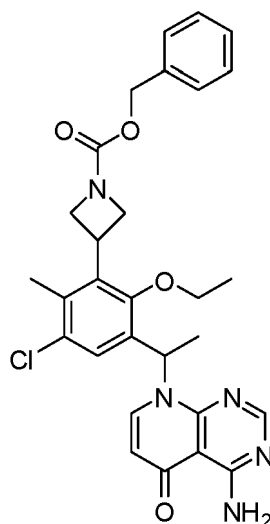
[0358]



[0359] Cyanuric chloride (200 mg, 1.1 mmol) was added to *N,N*-dimethylformamide (0.083 mL, 1.1 mmol) at room temperature. After the formation of a white solid (ca. 10 minutes), methylene chloride (5 mL) was added, followed by benzyl 3-[3-chloro-6-ethoxy-5-(1-hydroxyethyl)-2-methylphenyl]azetidine-1-carboxylate (310 mg, 0.77 mmol). After addition, the resultant mixture was stirred at room temperature overnight. Water was added, and then diluted with dichloromethane. The organic phases were washed with sat. NaHCO_3 solution, water and brine, dried over MgSO_4 , concentrated and purified on silica gel (eluting with 0 to 40% EtOAc/hexanes) to give the desired product (140 mg, 43%). LCMS calculated for $\text{C}_{22}\text{H}_{26}\text{Cl}_2\text{NO}_3$ ($\text{M}+\text{H}$)⁺: m/z = 422.1; Found: 422.0.

Step 4. Benzyl 3-{3-[1-(4-amino-5-oxopyrido[2,3-d]pyrimidin-8(5H)-yl)ethyl]-5-chloro-2-ethoxy-6-methylphenyl}azetidine-1-carboxylate

[0360]

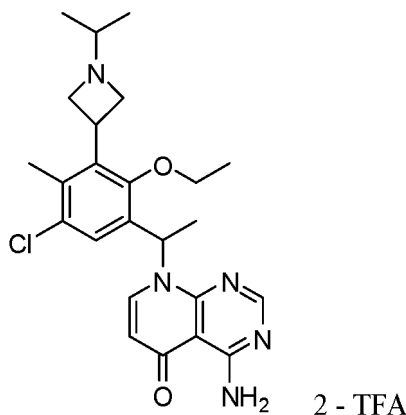


[0361] To a mixture of 4-aminopyrido[2,3-d]pyrimidin-5(8H)-one (11.5 mg, 0.0708 mmol), cesium carbonate (34 mg, 0.10 mmol) and potassium iodide (1.2 mg, 0.0071 mmol) in *N,N*-dimethylformamide (0.2 mL) was added benzyl 3-[3-chloro-5-(1-chloroethyl)-6-ethoxy-2-methylphenyl]azetidine-1-carboxylate (30 mg, 0.07 mmol). The mixture was stirred at 140 °C for 1 hour, cooled and then diluted with water, extracted with ether. The combined organic layers were dried over MgSO_4 and concentrated to afford the crude product which was used in the next step directly. LCMS calculated for

$C_{29}H_{31}ClN_5O_4$ (M+H)⁺: m/z = 548.2; Found: 548.2.

Step 5. 4-Amino-8-[1-[5-chloro-2-ethoxy-3-(1-isopropylazetidin-3-yl)-4-methylphenyl]ethyl]pyrido[2,3-d]pyrimidin-5(8H)-one bis(trifluoroacetate)

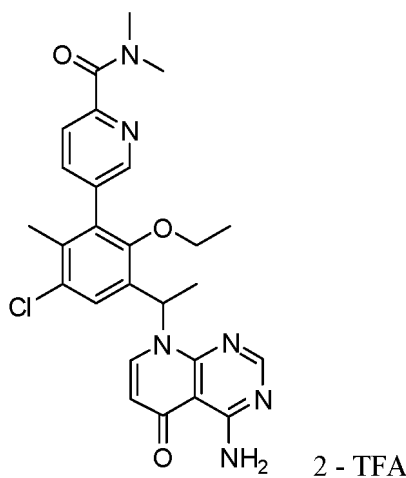
[0362]



[0363] To a mixture of benzyl 3-{3-[1-(4-amino-5-oxopyrido[2,3-d]pyrimidin-8(5H)-yl)ethyl]-5-chloro-2-ethoxy-6-methylphenyl}azetidine-1-carboxylate (23 mg, 0.042 mmol) and 5% palladium on carbon (10 mg) in methanol (1.6 mL) was added 0.25 M hydrogen chloride in water (0.42 mL, 0.10 mmol). The suspension was hydrogenated under balloon pressure of H₂ at room temperature for 2 hours. After filtered off the catalyst, the filtrate was neutralized with sat. NaHCO₃ solution, extracted with dichloromethane. The combined organic layers were dried over MgSO₄ and concentrated to give 4-amino-8-[1-(3-azetidin-3-yl)-5-chloro-2-ethoxy-4-methylphenyl]ethylpyrido[2,3-d]pyrimidin-5(8H)-one (7 mg, 40%). To a mixture of the crude amine in acetonitrile (0.1 mL)/methanol (0.1 mL)/tetrahydrofuran (0.1 mL) was added *N,N*-diisopropylethylamine (0.02 mL, 0.1 mmol), followed by acetone (0.03 mL, 0.4 mmol). The mixture was stirred for 30 minutes before the addition of sodium triacetoxyborohydride (0.044 g, 0.21 mmol). The reaction was stirred at room temperature for 4 hours, then quenched with water and purified on RP-HPLC (XBridge C18 column, eluting with a gradient of acetonitrile/water containing 0.05% TFA, at flow rate of 30 mL/min) to give the desired product as TFA salt. The product was isolated as a racemic mixture. LCMS calculated for $C_{24}H_{31}ClN_5O_2$ (M+H)⁺: m/z = 456.2; Found: 456.1.

Reference Example 36. 5-{3-[1-(4-Amino-5-oxopyrido[2,3-d]pyrimidin-8(5H)-yl)ethyl]-5-chloro-2-ethoxy-6-methylphenyl}-*N,N*-dimethylpyridine-2-carboxamide bis(trifluoroacetate)

[0364]

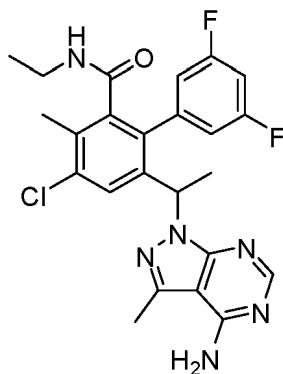


[0365] To a mixture of 4-aminopyrido[2,3-d]pyrimidin-5(8H)-one (47 mg, 0.29 mmol), cesium carbonate (130 mg, 0.39 mmol) and potassium iodide (4.4 mg, 0.026 mmol) in *N,N*-dimethylformamide (0.8 mL) was added 5-[3-chloro-5-(1-chloroethyl)-6-ethoxy-2-methylphenyl]-*N,N*-dimethylpyridine-2-carboxamide (100 mg, 0.3 mmol, from Example 14, step

4, racemic intermediate) and the mixture was stirred at 140 °C for 1 hour. The resultant mixture was diluted with MeOH, filtered and the filtrate was purified on RP-HPLC (XBridge C18 column, eluting with a gradient of acetonitrile/water containing 0.05% TFA, at flow rate of 30 mL/min) to give the desired product as TFA salt. The product was isolated as a racemic mixture. LCMS calculated for $C_{26}H_{28}ClN_6O_3$ (M+H)⁺: m/z = 507.2; Found: 507.1.

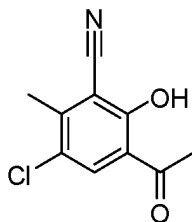
Reference Example 37. 6-[1-(4-amino-3-methyl-1H-pyrazolo[3,4-d]pyrimidin-1-yl)ethyl]-4-chloro-N-ethyl-3',5'-difluoro-3-methylbiphenyl-2-carboxamide

[0366]



Step 1. 3-Acetyl-5-chloro-2-hydroxy-6-methylbenzonitrile

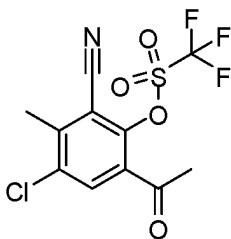
[0367]



[0368] A mixture of 1-(3-bromo-5-chloro-2-hydroxy-4-methylphenyl)ethanone (4.85 g, 18.4 mmol) and copper cyanide (2.47 g, 27.6 mmol) in N-methylpyrrolidinone (15 mL) was heated at 200 °C for 1 h. After cooled to rt, the mixture was diluted with EtOAc and 1 N HCl. The layers were separated and the aqueous layer was extracted with EtOAc. The combined organic layers were washed with water, then brine and dried over magnesium sulfate, then concentrated to dry under reduced pressure. The residue was used directly in next step (3.7 g, 96%). LCMS calculated for $C_{10}H_9ClNO_2$ (M+H)⁺: m/z = 210.0; Found: 210.1.

Step 2. 6-Acetyl-4-chloro-2-cyano-3-methylphenyl trifluoromethanesulfonate

[0369]

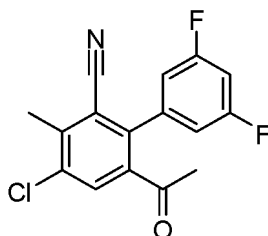


[0370] To a mixture of 3-acetyl-5-chloro-2-hydroxy-6-methylbenzonitrile (3.70 g, 17.6 mmol) in methylene chloride (70 mL) was added triethylamine (7.4 mL, 53 mmol) followed by trifluoromethanesulfonic anhydride (4.4 mL, 26 mmol) at -78 °C. The reaction was allowed to warm up to rt gradually and stirred at rt for 30 min. After quenched with water, the mixture

was extracted with dichloromethane. The combined organic layers were washed with brine, dried over sodium sulfate, and concentrated to dry. The residue was purified on silica gel, eluting with 0 to 40% EtOAc in hexanes, to give the desired product (2.54 g, 42%). LCMS calculated for $C_{11}H_8ClF_3NO_4S$ (M+H)⁺: m/z = 342.0; Found: 342.1.

Step 3. 6-Acetyl-4-chloro-3',5'-difluoro-3-methylbiphenyl-2-carbonitrile

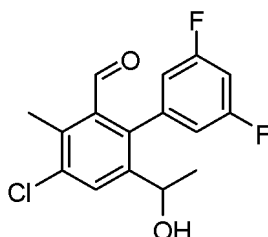
[0371]



[0372] A biphasic solution of 6-acetyl-4-chloro-2-cyano-3-methylphenyl trifluoromethanesulfonate (3.07 g, 8.98 mmol) and (3,5-difluorophenyl)boronic acid (1.70 g, 10.8 mmol) in toluene (30 mL) / 0.8 M sodium hydrogenecarbonate in water (30 mL, 30 mmol) (this was saturated $NaHCO_3$ in water) was degassed with N_2 . Tetrakis(triphenylphosphine)palladium(0) (0.414 g, 0.359 mmol) was added. The mixture was degassed with N_2 for 5 min. and heated at 80 °C for 2 h. After cool to rt, the mixture was diluted with EtOAc. The layers were separated and the aq. layer was extracted with more EtOAc. The combined extracts were washed with brine, dried over Na_2SO_4 , filtered, and concentrated to crude, dark solid. The material was dissolved in $CHCl_3$ and purified on silica gel column, eluting with 0 to 20% of EtOAc in hexanes, to give the desired product (2.71 g, 99%). LCMS calculated for $C_{16}H_{11}ClF_2NO$ (M+H)⁺: m/z = 306.0; Found: 306.1.

Step 4. 4-Chloro-3',5'-difluoro-6-(1-hydroxyethyl)-3-methylbiphenyl-2-carbaldehyde

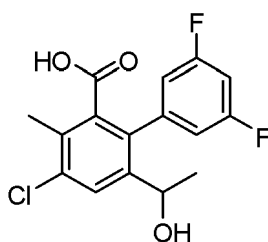
[0373]



[0374] To a mixture of 6-acetyl-4-chloro-3',5'-difluoro-3-methylbiphenyl-2-carbonitrile (2.43 g, 7.95 mmol) in methylene chloride (50 mL) was added 1.0 M diisobutylaluminum hydride in hexane (19.9 mL, 19.9 mmol) at -78 °C. The reaction was warmed to rt over 2 h with stirring. 5.0 M Hydrogen chloride in water (70 mL) was added slowly, and stirring was continued for 1 h. The resultant mixture was extracted with EtOAc. The combined organic layers were washed with brine, dried over sodium sulfate and then concentrated to dry. The residue was purified on silica gel, eluting with 0 to 50% EtOAc in hexanes, to give the desired product (2.4 g, 97%). LCMS calculated for $C_{16}H_{12}ClF_2O$ (M-OH)⁺: m/z = 293.1; Found: 293.1.

Step 5. 4-Chloro-3',5'-difluoro-6-(1-hydroxyethyl)-3-methylbiphenyl-2-carboxylic acid

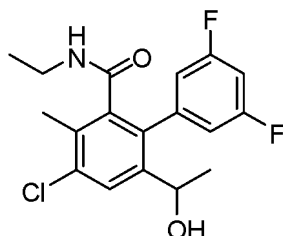
[0375]



[0376] To a solution of 4-chloro-3',5'-difluoro-6-(1-hydroxyethyl)-3-methylbiphenyl-2-carbaldehyde (1.00 g, 3.22 mmol) in methanol (40 mL) was added 1.0 M sodium hydroxide in water (16 mL, 16 mmol), followed by 1.0 M sodium hydroxide in water. After stirred at rt overnight, the mixture was slowly acidified to pH 5 with 1 N HCl, then extracted with EtOAc. The combined organic layers were washed with brine, dried over magnesium sulfate, and concentrated to dry under reduced pressure. The crude residue was used directly in next step (1.05 g, 100%).

Step 6. 4-Chloro-N-ethyl-3',5'-difluoro-6-(1-hydroxyethyl)-3-methylbiphenyl-2-carboxamide

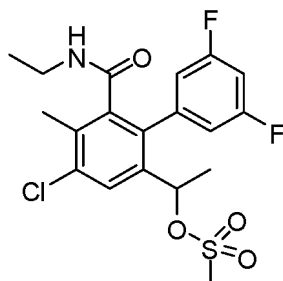
[0377]



[0378] A mixture of 4-chloro-3',5'-difluoro-6-(1-hydroxyethyl)-3-methylbiphenyl-2-carboxylic acid (250 mg, 0.76 mmol), ethylamine hydrochloride (94 mg, 1.1 mmol) and benzotriazol-1-yloxytris(dimethylamino)phosphonium hexafluorophosphate (0.51 g, 1.1 mmol) in *N,N*-dimethylformamide (4 mL) was stirred at rt for 10 min. To the resulting mixture was added *N,N*-diisopropylethylamine (0.40 mL, 2.3 mmol). After stirred at rt overnight, the reaction was quenched with water, extracted with EtOAc. The combined organic layers were washed with water, brine, dried over magnesium sulfate, and then concentrated to dry. The residue was purified on silica gel, eluting with 0 to 80% EtOAc in hexanes, to give the desired product (185 mg, 68%). LCMS calculated for $C_{18}H_{19}ClF_2NO_2$ ($M+H$)⁺: m/z = 354.1; Found: 354.0.

Step 7. 1-{4-Chloro-6-[(ethylamino)carbonyl]-3',5'-difluoro-5-methylbiphenyl-2-yl}ethyl methanesulfonate

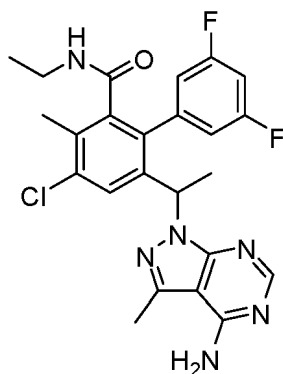
[0379]



[0380] To a mixture of 4-chloro-N-ethyl-3',5'-difluoro-6-(1-hydroxyethyl)-3-methylbiphenyl-2-carboxamide (185 mg, 0.523 mmol) in methylene chloride (3 mL) was added *N,N*-diisopropylethylamine (0.18 mL, 1.0 mmol), followed by methanesulfonyl chloride (0.061 mL, 0.78 mmol). The reaction was stirred at rt for 10 min, quenched by pouring onto iced water, and extracted with dichloromethane. The combined organic layers were washed with aq. sodium bicarbonate, dried over magnesium sulfate, and evaporated to dry. The residue was used directly in next step (0.226 g, 100%). LCMS calculated for $C_{19}H_{21}ClF_2NO_4S$ ($M+H$)⁺: m/z = 432.1; Found: 432.1.

Step 8. 6-[1-(4-amino-3-methyl-1H-pyrazolo[3,4-d]pyrimidin-1-yl)ethyl]-4-chloro-N-ethyl-3',5'-difluoro-3-methylbiphenyl-2-carboxamide

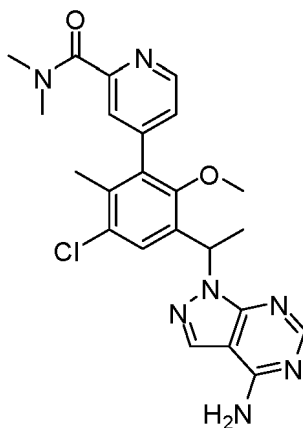
[0381]



[0382] To a mixture of 3-methyl-1*H*-pyrazolo[3,4-*d*]pyrimidin-4-amine (from ChemBridge) (26 mg, 0.17 mmol) in *N,N*-dimethylformamide (0.5 mL) was added sodium hydride (14 mg, 0.35 mmol). After stirring at room temperature for 30 minutes, to the resulting mixture was added a mixture of 1-{4-chloro-6-[(ethylamino)carbonyl]-3',5'-difluoro-5-methylbiphenyl-2-yl}ethyl methanesulfonate (50 mg, 0.1 mmol) in *N,N*-dimethylformamide (0.5 mL). The reaction was stirred at room temperature overnight and then quenched with water. The resultant mixture was purified on RP-HPLC (XBridge C18 column, eluting with a gradient of acetonitrile/water containing 0.1% ammonium hydroxide, at flow rate of 30 mL/min) to give the desired product. The product was isolated as a racemic mixture. LCMS calculated for $C_{24}H_{24}ClF_2N_6O$ ($M+H$)⁺: m/z = 485.2; Found: 485.1

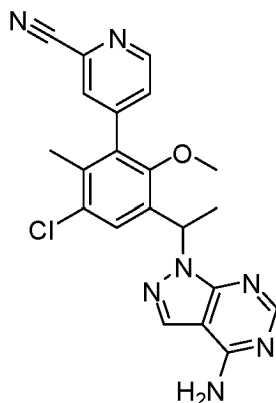
Reference Example 38. 4-{3-[1-(4-amino-1*H*-pyrazolo[3,4-*d*]pyrimidin-1-yl)ethyl]-5-chloro-2-methoxy-6-methylphenyl}-*N,N*-dimethylpyridine-2-carboxamide

[0383]



Step 1. 4-{3-[1-(4-amino-1*H*-pyrazolo[3,4-*d*]pyrimidin-1-yl)ethyl]-5-chloro-2-methoxy-6-methylphenyl}pyridine-2-carbonitrile

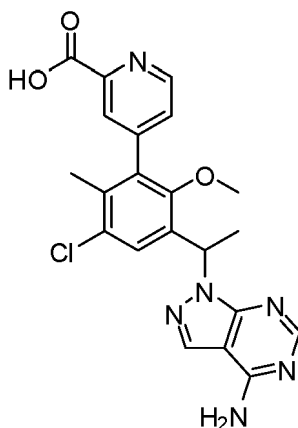
[0384]



[0385] Sodium hydride (20. mg, 0.50 mmol) was added to a mixture of 4-[3-chloro-5-(1-chloroethyl)-6-methoxy-2-methylphenyl]pyridine-2-carbonitrile (from Example 16, Step 3) (90 mg, 0.28 mmol), 4-aminopyrazolo[3,4-d]pyrimidine (from Acros Organics) (57 mg, 0.42 mmol) in *N,N*-dimethylformamide (4 mL) and the reaction was stirred at 30 °C overnight. The mixture was treated with water and then filtered to provide the desired product. LCMS calculated for $C_{21}H_{19}ClN_7O$ (M+H)⁺: m/z = 420.1; Found: 420.1

Step 2. 4-{3-[1-(4-amino-1H-pyrazolo[3,4-d]pyrimidin-1-yl)ethyl]-5-chloro-2-methoxy-6-methylphenyl}pyridine-2-carboxylic acid

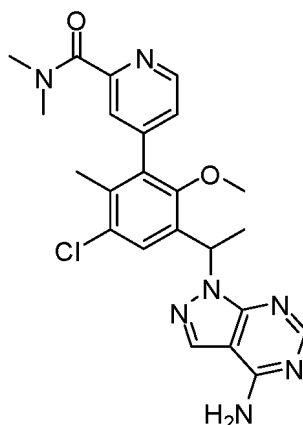
[0386]



[0387] 1.0 M Sodium hydroxide in water (0.3 mL, 0.3 mmol) was added to a mixture of 4-{3-[1-(4-amino-1H-pyrazolo[3,4-d]pyrimidin-1-yl)ethyl]-5-chloro-2-methoxy-6-methylphenyl}pyridine-2-carbonitrile (60 mg, 0.14 mmol) in ethanol (0.3 mL). The reaction mixture was heated at 95 °C for 6 h, then treated with *conc.* HCl to adjust the pH to ~ 3. The solvent was removed under reduced pressure and the resulting residue was used in the next step without further purification. calculated for $C_{21}H_{20}ClN_6O_3$ (M+H)⁺: m/z = 439.1; Found: 439.2

Step 3. 4-{3-[1-(4-amino-1H-pyrazolo[3,4-d]pyrimidin-1-yl)ethyl]-5-chloro-2-methoxy-6-methylphenyl}-N,N-dimethylpyridine-2-carboxamide

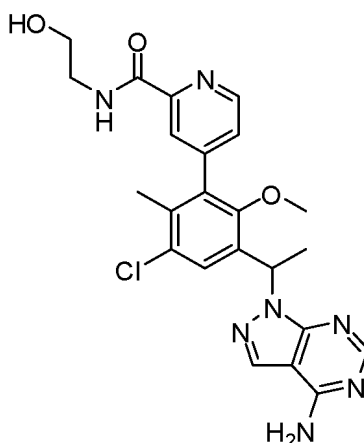
[0388]



[0389] Dimethylamine (2.0 M) in THF (0.14 mL, 0.28 mmol) was added to a solution of 4-{3-[1-(4-amino-1H-pyrazolo[3,4-d]pyrimidin-1-yl)ethyl]-5-chloro-2-methoxy-6-methylphenyl}pyridine-2-carboxylic acid (18.6 mg, 0.042 mmol) and benzotriazol-1-yloxytris(dimethylamino)phosphonium hexafluorophosphate (10 mg, 0.03 mmol) in *N,N*-dimethylformamide (0.7 mL) at room temperature followed by the addition of triethylamine (8.8 μ L, 0.064 mmol). The reaction was stirred for 1 hour, then quenched with water. The mixture was purified on RP-HPLC (XBridge C18 column, eluting with a gradient of acetonitrile/water containing 0.1% ammonium hydroxide, at flow rate of 30 mL/min) to give the desired product. The product was isolated as a racemic mixture. LCMS calculated for $C_{23}H_{25}ClN_7O_2$ ($M+H$)⁺: m/z = 466.2; Found: 466.2.

Reference Example 39. 4-{3-[1-(4-amino-1H-pyrazolo[3,4-d]pyrimidin-1-yl)ethyl]-5-chloro-2-methoxy-6-methylphenyl}-*N*-(2-hydroxyethyl)pyridine-2-carboxamide

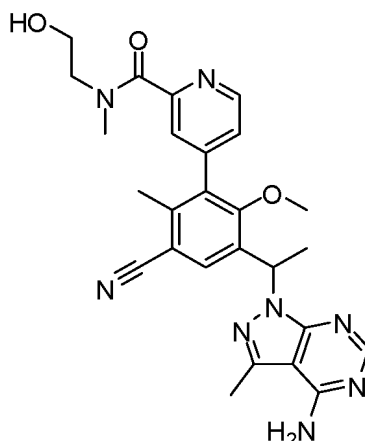
[0390]



[0391] Ethanolamine (2.0 M) in THF (0.14 mL, 0.28 mmol) was added to a solution of 4-{3-[1-(4-amino-1H-pyrazolo[3,4-d]pyrimidin-1-yl)ethyl]-5-chloro-2-methoxy-6-methylphenyl}pyridine-2-carboxylic acid (from Example 38, Step 2) (18.6 mg, 0.042 mmol), benzotriazol-1-yloxytris(dimethylamino)phosphonium hexafluorophosphate (10 mg, 0.03 mmol) in *N,N*-dimethylformamide (0.7 mL) at room temperature followed by adding triethylamine (8.8 μ L, 0.064 mmol). The reaction was stirred for 1 hour, then quenched with water. The mixture was purified on RP-HPLC (XBridge C18 column, eluting with a gradient of acetonitrile/water containing 0.1% ammonium hydroxide, at flow rate of 30 mL/min) to give the desired product. The product was isolated as a racemic mixture. LCMS calculated for $C_{23}H_{25}ClN_7O_3$ ($M+H$)⁺: m/z = 482.2; Found: 482.2.

Reference Example 40. 4-{3-[1-(4-amino-3-methyl-1H-pyrazolo[3,4-d]pyrimidin-1-yl)ethyl]-5-cyano-2-methoxy-6-methylphenyl}-*N*-(2-hydroxyethyl)-*N*-methylpyridine-2-carboxamide

[0392]

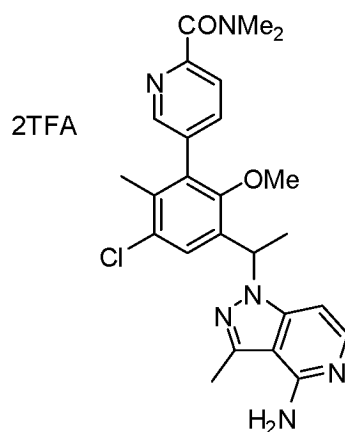


[0393] Catalyst preformation: Anhydrous dimethylacetamide (DMA) was purged with a gentle stream of N_2 for 30 minutes prior to use. A 50 mM solution of H_2SO_4 was prepared with 10 mL dimethylacetamide and 26.8 μL of *conc.* H_2SO_4 and then purged with N_2 for 10 minutes. To an 8 mL vial equipped with a magnetic stir bar and septum cap were added $Pd(OAc)_2$ (22.5 mg, 100 μmol) and 2-dicyclohexylphosphino-2',4',6'-triisopropylbiphenyl (95.3 mg, 200 μmol). The vial was evacuated and filled with N_2 three times, purged with a gentle stream of N_2 for 10 minutes. H_2SO_4 (2.0 mL, 50 mM in DMA) was added, and the catalyst mixture was stirred in an oil bath at 80 $^{\circ}C$ for 30 minutes to give a homogeneous coffee-brown solution.

[0394] The above catalyst (0.05 mL) was added to a mixture of 4-{3-[1-(4-amino-3-methyl-1H-pyrazolo[3,4-d]pyrimidin-1-yl)ethyl]-5-chloro-2-methoxy-6-methylphenyl}-N-(2-hydroxyethyl)-N-methylpyridine-2-carboxamide (from Example 19) (4.0 mg, 0.0078 mmol), zinc (0.22 mg, 0.0034 mmol) and zinc cyanide (0.92 mg, 0.0078 mmol) in N,N-dimethylacetamide (0.1 mL). The mixture was degassed and then the reaction was heated at 120 $^{\circ}C$ for 1.5 hours. The crude mixture was applied on RP-HPLC (XBridge C18 column, eluting with a gradient of acetonitrile/water containing 0.1% ammonium hydroxide, at flow rate of 30 mL/min) to give the desired product. The product was isolated as a racemic mixture. LCMS calculated for $C_{26}H_{29}N_8O_3$ (M+H) $^{+}$: m/z = 501.2; Found: 501.2

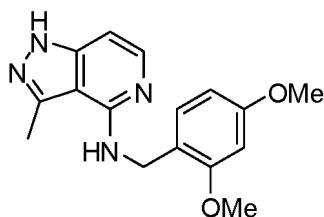
Reference Example 41. 5-{3-[1-(4-Amino-3-methyl-1H-pyrazolo[4,3-c]pyridin-1-yl)ethyl]-5-chloro-2-methoxy-6-methylphenyl}-N,N-dimethylpyridine-2-carboxamide bis(trifluoroacetate)

[0395]



Step 1: N-(2, 4-Dimethoxybenzyl)-3-methyl-1H-pyrazolo[4,3-c]pyridin-4-amine

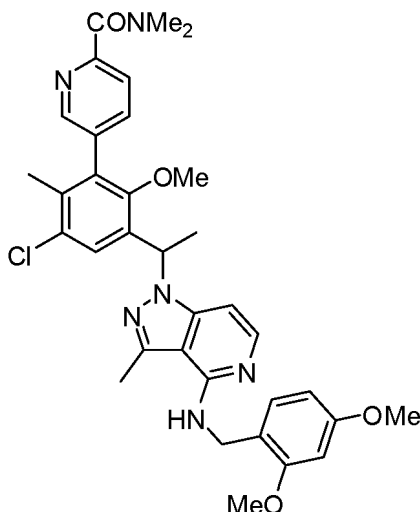
[0396]



[0397] A solution of 4-chloro-3-methyl-1H-pyrazolo[4,3-c]pyridine (330 mg, 1.9 mmol) and 1-(2,4-dimethoxyphenyl) methanamine (0.58 mL, 3.9 mmol) in 1-butanol was heated in the microwave at 150 °C for 40 minutes. Purification via preparative LCMS (XBridge C18 column, eluting with a gradient of acetonitrile/water containing 0.1% ammonium hydroxide, at flow rate of 60 mL/min) gave the desired product (240 mg, 42%). LCMS for $C_{16}H_{19}N_4O_2$ (M+H)⁺: m/z = 299.1; Found: 299.2.

Step 2: 5-[3-Chloro-5-(1-((2,4-dimethoxybenzyl)amino)-3-methyl-1H-pyrazolo[4,3-c]pyridin-1-yl)ethyl]-6-methoxy-2-methylphenyl]-N,N-dimethylpyridine-2-carboxamide

[0398]



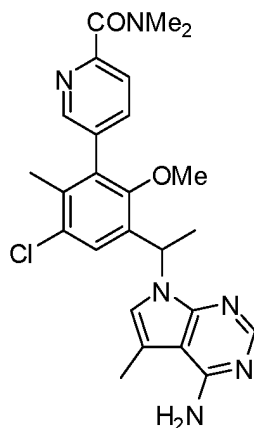
[0399] A solution of *N*-(2,4-dimethoxybenzyl)-3-methyl-1H-pyrazolo[4,3-c]pyridin-4-amine (110 mg, 0.37 mmol) in *N,N*-dimethylformamide (2 mL) was treated with sodium hydride (30 mg, 0.75 mmol) and stirred at 20 °C for 30 minutes. The reaction mixture was treated with a solution of 5-[3-chloro-5-(1-chloroethyl)-6-methoxy-2-methylphenyl]-*N,N*-dimethylpyridine-2-carboxamide (130 mg, 0.34 mmol) in *N,N*-dimethylformamide (1 mL) and heated at 50 °C overnight. The reaction mixture was diluted with water and extracted with ethyl acetate (2x). The combined organic extracts were washed with water and brine, dried with magnesium sulfate, filtered, and concentrated to a crude residue. Purification via preparative LCMS (XBridge C18 column, eluting with a gradient of acetonitrile/water containing 0.1% ammonium hydroxide, at flow rate of 60 mL/min) gave the desired product (110 mg, 49%). LCMS for $C_{34}H_{38}ClN_6O_4$ (M+H)⁺: m/z = 629.3; Found: 629.1.

Step 3: 5-[3-[1-(4-Amino-3-methyl-1H-pyrazolo[4,3-c]pyridin-1-yl)ethyl]-5-chloro-2-methoxy-6-methylphenyl]-*N,N*-dimethylpyridine-2-carboxamide bis(trifluoroacetate)

[0400] A solution of 5-[3-chloro-5-(1-((2,4-dimethoxybenzyl)amino)-3-methyl-1H-pyrazolo[4,3-c]pyridin-1-yl)ethyl]-6-methoxy-2-methylphenyl]-*N,N*-dimethylpyridine-2-carboxamide (85 mg, 0.14 mmol) in methylene chloride (2 mL) was treated with trifluoroacetic acid (2 mL) and stirred at 20 °C for 3 hours and at 40 °C for 20 minutes. Purification via preparative LCMS (XBridge C18 column, eluting with a gradient of acetonitrile/water containing 0.1% trifluoroacetic acid, at flow rate of 60 mL/min) gave the desired product (44 mg, 46%). The product was isolated as a racemic mixture. LCMS for $C_{25}H_{28}ClN_6O_2$ (M+H)⁺: m/z = 479.2; Found: 479.0. ¹H NMR (300 MHz, DMSO-*d*₆): δ 12.8 (br s, 0.5 H), 8.50 (br s, 0.5 H), 8.37 (br s, 2 H), 7.91 - 7.86 (m, 0.5 H), 7.80 - 7.75 (m, 0.5 H), 7.68 - 7.58 (m, 3 H), 7.17 (d, *J* = 7.3 Hz, 1 H), 6.19 (q, *J* = 6.9 Hz, 1 H), 3.04 (s, 3 H), 3.01 (s, 3 H), 2.94 (s, 3 H), 2.61 (s, 3 H), 2.05 (s, 3 H), 1.83 (d, *J* = 6.9 Hz, 3 H).

Reference Example 42. 5-{3-[1-(4-Amino-5-methyl-7H-pyrrolo[2,3-d]pyrimidin-7-yl)ethyl]-5-chloro-2-methoxy-6-methylphenyl}-N,N-dimethylpyridine-2-carboxamide

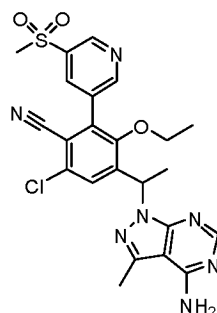
[0401]



[0402] The desired compound was prepared according to the procedure of Example 41, step 2, using 5-methyl-7H-pyrrolo[2,3-d]pyrimidin-4-amine [ACES Pharma, 57974] as the starting material in 18% yield. The product was isolated as a racemic mixture. LCMS for $C_{25}H_{28}ClN_6O_2$ ($M+H$)⁺: m/z = 479.2; Found: 479.3. 1H NMR (300 MHz, DMSO- d_6): δ 8.46 (br s, 1 H), 8.31 (br s, 1 H), 8.28 (s, 1 H), 7.87 - 7.83 (m, 1 H), 7.65 - 7.61 (m, 1 H), 7.51 (s, 1 H), 7.48 (s, 1 H), 6.24 (q, J = 7.0 Hz, 1 H), 3.08 (s, 3 H), 3.01 (s, 3 H), 2.95 (s, 3 H), 2.40 (s, 3 H), 2.05 (s, 3 H), 1.78 (d, J = 7.2 Hz, 3 H).

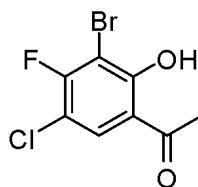
Reference Example 43. 4-[1-(4-amino-3-methyl-1H-pyrazolo[3,4-d]pyrimidin-1-yl)ethyl]-6-chloro-3-ethoxy-2-[5-(methylsulfonyl)pyridin-3-yl]benzonitrile

[0403]



Step 1. 1-(3-bromo-5-chloro-4-fluoro-2-hydroxyphenyl)ethanone

[0404]

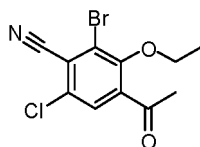


1-(5-Chloro-4-fluoro-2-hydroxyphenyl)ethanone (e.g., from Example 13, step 1) (20.0 g, 101 mmol, 1.00 eq) and a 50% aqueous sulfuric acid (120 mL) were added to the flask. The resulting mixture was heated to 60 °C in a water bath with stirring. *N*-Bromosuccinimide (21.52 g, 120.9 mmol, 1.20 eq) was added in three portions [7.0 g + 7.0 g + 7.52 g] in 8 minute intervals. After the reaction mixture was heated at 60 °C for 3 hours, the reaction was complete. The reaction mixture was diluted with water (160 ml) and dichloromethane (DCM) (300 ml), and the mixture was stirred for 0.5 hour. The organic layer

was separated and the aqueous layer was extracted with dichloromethane (100 ml). The combined organic layers were washed with 1 N HCl (100 ml x 2), water (100 ml), brine (60 ml), and concentrated under reduced pressure to afford the crude product (29.1 g) as a yellowish solid. The crude product was dissolved in HOAc (100 ml) and then diluted with water (200 ml) under stirring. The resulting mixture was stirred for 20 min at room temperature and the product was collected by filtration and dried to give 1-(3-bromo-5-chloro-4-fluoro-2-hydroxyphenyl)ethanone (21.8 g, 80.9%) as a yellowish solid. ¹H-NMR (300 MHz, CDCl₃) δ 13.18 (s, 1 H, -OH), 7.78 (d, *J* = 7.78 Hz, 1 H), 2.63 (s, 3 H).

Step 2. 4-Acetyl-2-bromo-6-chloro-3-ethoxybenzonitrile

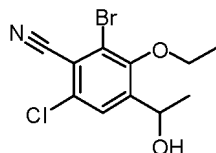
[0405]



[0406] 1-(3-Bromo-5-chloro-4-fluoro-2-hydroxyphenyl)ethanone (2.0 g, 7.5 mmol) was combined with potassium cyanide (0.58 g, 9.0 mmol) in *N,N*-dimethylformamide (16 mL, 210 mmol) and heated to 85 °C in an oil bath. After heating for 18 hours, the reaction was allowed to cool to room temperature and iodoethane (0.90 mL, 11 mmol) and potassium carbonate (2.1 g, 15 mmol) were added. The reaction was heated to 65 °C and monitored by LC/MS. After heating for 3 hours the reaction was complete and allowed to cool to room temperature, then taken up in ethyl acetate and washed with water, brine, and dried over magnesium sulfate. The resultant solution was concentrated to give the crude product as a dark oil. The product was purified by flash column chromatography on silica gel eluting hexane: ethyl acetate gradient to give 4-acetyl-2-bromo-6-chloro-3-ethoxybenzonitrile (1.15 gm, 50%) as a solid residue, LCMS calculated for C₁₁H₉BrClNO₂(M+H)⁺: *m/z* = 301.9, 303.9; found: (no ionization)

Step 3. 2-Bromo-6-chloro-3-ethoxy-4-(1-hydroxyethyl)benzonitrile

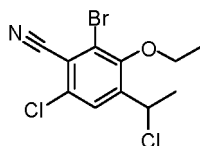
[0407]



[0408] Sodium tetrahydroborate (38 mg, 0.99 mmol) was added to a mixture of 4-acetyl-2-bromo-6-chloro-3-ethoxybenzonitrile (200 mg, 0.7 mmol) in methanol (5 mL, 100 mmol) at 0 °C. The reaction was stirred at room temperature for 1 hour, concentrated and partitioned between water and EtOAc. The combined organic layers were washed with brine, dried over MgSO₄, filtered and concentrated to give crude 2-bromo-6-chloro-3-ethoxy-4-(1-hydroxyethyl)benzonitrile as a clear oil (0.15 gm, 100%), LCMS calculated for C₁₁H₁₁BrClNO₂(M+H)⁺: *m/z* = 303.9, 305.9; found: 304.0, 305.9.

Step 4. 2-Bromo-6-chloro-4-(1-chloroethyl)-3-ethoxybenzonitrile

[0409]

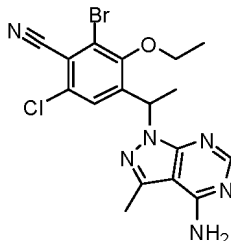


[0410] Cyanuric chloride (0.11 g, 0.59 mmol) was dissolved in *N,N*-dimethylformamide (3 mL, 40 mmol). After stirring for a few minutes, a solution of 2-bromo-6-chloro-3-ethoxy-4-(1-hydroxyethyl)benzonitrile (150 mg, 0.49 mmol) in methylene chloride (3 mL, 50 mmol) was added. The resulting mixture was stirred at room temperature overnight. The reaction was partitioned between water and dichloromethane. The organic layer was washed with sat. NaHCO₃ solution, water, brine, dried over MgSO₄, and concentrated. The crude product was purified by flash column chromatography, eluting a gradient

of 0-30% EtOAc/Hexane to give 2-bromo-6-chloro-4-(1-chloroethyl)-3-ethoxybenzonitrile (0.12 gm, 75%) as a semisolid, LCMS calculated for $C_{10}H_{10}BrCl_2NO$ (M+H)⁺: m/z = 323.9, 320.9; found: (poor ionization).

Step 5. 4-[1-(4-amino-3-methyl-1H-pyrazolo[3,4-d]pyrimidin-1-yl)ethyl]-2-bromo-6-chloro-3-ethoxybenzonitrile

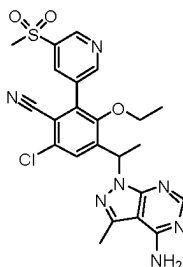
[0411]



[0412] Sodium hydride (16 mg, 0.41 mmol) was added to a mixture of 3-methyl-1H-pyrazolo[3,4-d]pyrimidin-4-amine (33 mg, 0.22 mmol) in *N,N*-dimethylformamide (3 mL, 40 mmol) and was stirred for 10 minutes. 2-bromo-6-chloro-4-(1-chloroethyl)-3-ethoxybenzonitrile (60 mg, 0.2 mmol) in *N,N*-dimethylformamide (2 mL) was added and the reaction was stirred at 50 °C overnight. The mixture was diluted with methylene chloride, washed with sat'd $NaHCO_3$, water, brine, dried over Na_2SO_4 , filtered and concentrated. The product was purified by flash column chromatography eluting with CH_2Cl_2 /MeOH 0-10%, to give 4-[1-(4-amino-3-methyl-1H-pyrazolo[3,4-d]pyrimidin-1-yl)ethyl]-2-bromo-6-chloro-3-ethoxybenzonitrile (0.05 gm, 60%) as a solid, LCMS calculated for $C_{17}H_{16}BrClN_6O$ (M+H)⁺: m/z = 437.0, 435.0; found: 436.9, 434.7.

Step 6. 4-[1-(4-amino-3-methyl-1H-pyrazolo[3,4-d]pyrimidin-1-yl)ethyl]-6-chloro-3-ethoxy-2-[5-(methylsulfonyl)pyridin-3-yl]benzonitrile

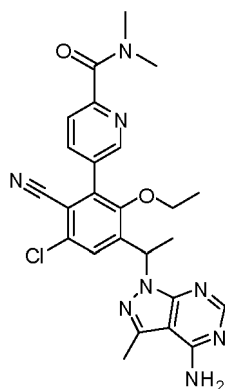
[0413]



[0414] To a mixture of 4-[1-(4-amino-3-methyl-1H-pyrazolo[3,4-d]pyrimidin-1-yl)ethyl]-2-bromo-6-chloro-3-ethoxybenzonitrile (20 mg, 0.04 mmol) and 3-(methylsulfonyl)-5-(4,4,5,5-tetramethyl-1,3,2-dioxaborolan-2-yl)pyridine (19 mg, 0.069 mmol) in acetonitrile (2 mL, 40 mmol) was added sodium carbonate (10 mg, 0.09 mmol) in water (0.5 mL, 30 mmol). The reaction was degassed with bubbling nitrogen. [1,1'-bis(diphenylphosphino)ferrocene]dichloropalladium(II) complex with dichloromethane (1:1) (2 mg, 0.002 mmol) was added and degassed more with N_2 . Reaction was heated at 100 °C for 2 hours. The crude product was purified on preparative LC-MS (acetonitrile, water, TFA) to give the desired product (0.004 g, 20%) as white amorphous solid. The product was isolated as a racemic mixture. LCMS calculated for $C_{23}H_{22}ClN_7O_3S$ (M+H)⁺: m/z = 512.1; found: 512.2. 1H NMR (500 MHz, DMSO) δ 9.20 (d, J = 2.1 Hz, 1H), 9.12 (d, J = 1.9 Hz, 1H), 8.61 (t, J = 2.0 Hz, 1H), 8.12 (s, 1H), 7.80 (s, 1H), 6.36 (q, J = 7.0 Hz, 1H), 3.54 (dt, J = 14.0, 7.0 Hz, 1H), 3.37 (s, 3H), 3.36 - 3.30 (m, 1H), 2.58 (s, 3H), 1.81 (d, J = 7.0 Hz, 3H), 0.92 (t, J = 6.9 Hz, 3H).

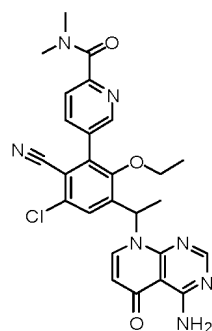
Reference Example 44. 5-(3-(1-(4-amino-3-methyl-1H-pyrazolo[3,4-d]pyrimidin-1-yl)ethyl)-5-chloro-6-cyano-2-ethoxyphenyl)-*N,N*-dimethylpicolinamide

[0415]

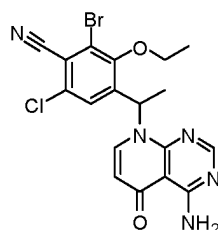


[0416] The title compound was prepared in analogous manor as Example 43, step 6 but using *N,N*-dimethyl-5-(4,4,5,5-tetramethyl-1,3,2-dioxaborolan-2-yl)picolinamide (Peptech, Cat# BE1622) to give the crude product which was purified on preparative LC-MS (acetonitrile, water, TFA) to give the desired product (0.005 g, 22%) as white amorphous solid. The product was isolated as a racemic mixture. LCMS calculated for $C_{25}H_{25}ClN_8O_2$ ($M+H$)⁺: m/z = 505.1; found: 505.1. ¹H NMR (500 MHz, DMSO) δ 8.72 (dd, J = 2.1, 0.7 Hz, 1H), 8.14 - 8.12 (m, 1H), 8.11 (s, 1H), 7.75 (s, 1H), 7.71 (dd, J = 8.0, 0.7 Hz, 1H), 6.35 (q, J = 7.0 Hz, 1H), 3.61 - 3.48 (m, 1H), 3.42 - 3.31 (m, 1H), 3.03 (s, 3H), 2.95 (s, 3H), 2.57 (s, 3H), 1.80 (d, J = 7.1 Hz, 3H), 0.92 (t, J = 7.0 Hz, 3H).

Reference Example 45. 5-{3-[1-(4-amino-5-oxopyrido[2,3-d]pyrimidin-8(SH)-yl)ethyl]-5-chloro-6-cyano-2-ethoxyphenyl}-*N,N*-dimethylpyridine-2-carboxamide



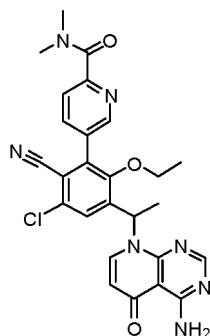
Step 1. 4-[1-(4-amino-5-oxopyrido[2,3-d]pyrimidin-8(5H)-yl)ethyl]-2-bromo-6-chloro-3-ethoxybenzonitrile



[0419] Sodium hydride (16 mg, 0.41 mmol) was added to a mixture of 4-aminopyrido[2,3-d]pyrimidin-5(8H)-one (36 mg, 0.22 mmol) in *N,N*-dimethylformamide (3 mL, 40 mmol) and was stirred for 10 minutes. 2-Bromo-6-chloro-4-(1-chloroethyl)-3-ethoxybenzonitrile (Example 43, step 4) (60 mg, 0.2 mmol) in *N,N*-dimethylformamide (2 mL) was added and the reaction was stirred at 50 °C overnight. The mixture was diluted with methylene chloride, washed with sat'd $NaHCO_3$, water, brine, dried over Na_2SO_4 , filtered and concentrated. The product was purified by FCC eluting with CH_2Cl_2 /MeOH (0-10%), to give 4-[1-(4-amino-5-oxopyrido[2,3-d]pyrimidin-8(5H)-yl)ethyl]-2-bromo-6-chloro-3-ethoxybenzonitrile (0.04 g, 50%) as a solid, LCMS calculated for $C_{18}H_{15}BrClN_5O_2$ ($M+H$)⁺: m/z = 450.0, 448.0; found: 450.0, 448.0.

Step 2. 5-{3-[1-(4-amino-5-oxopyrido[2,3-d]pyrimidin-8(5H)-yl)ethyl]-5-chloro-6-cyano-2-ethoxyphenyl}-N,N-dimethylpyridine-2-carboxamide

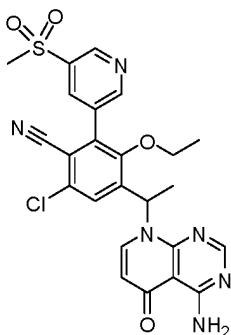
[0420]



[0421] To a mixture of 4-[1-(4-amino-5-oxopyrido[2,3-d]pyrimidin-8(5H)-yl)ethyl]-2-bromo-6-chloro-3-ethoxybenzonitrile (20 mg, 0.04 mmol) and {6-[(dimethylamino)carbonyl]pyridin-3-yl}boronic acid (13 mg, 0.069 mmol) in acetonitrile (2 mL, 40 mmol) was added sodium carbonate (10 mg, 0.09 mmol) in water (0.5 mL, 30 mmol). The reaction was degassed with bubbling nitrogen. [1,1'-bis(diphenylphosphino)ferrocene]dichloropalladium(II) complex with dichloromethane (1:1) (2 mg, 0.002 mmol) was added and degassed more with N₂. Reaction was heated at 100°C for 1h. The crude product was purified on preparative LC-MS (acetonitrile, water, TFA) to give the desired product (0.005 g, 20%) as white amorphous solid. The product was isolated as a racemic mixture. LCMS calculated for C₂₆H₂₄ClN₇O₃ (M+H)⁺: m/z = 518.1; found: 518.1.

Reference Example 46. 4-(1-(4-amino-5-oxopyrido[2,3-d]pyrimidin-8(5H)-yl)ethyl)-6-chloro-3-ethoxy-2-(5-(methylsulfonyl)pyridin-3-yl)benzonitrile

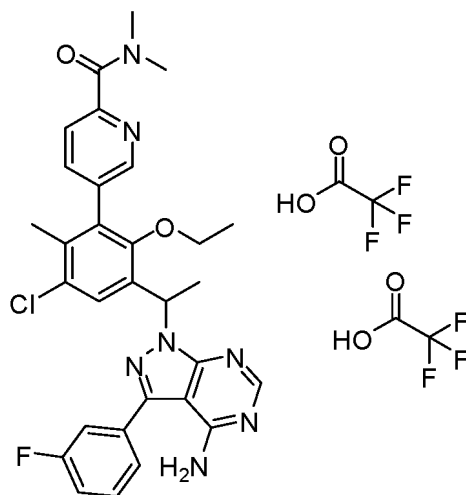
[0422]



[0423] The title compound was prepared in an analogous manner as Example 45, Step 2, but using 3-(methylsulfonyl)-5-(4,4,5,5-tetramethyl-1,3,2-dioxaborolan-2-yl)pyridine (from Anisyn Inc., Cat# CT601515-3) to give the crude product which was purified on preparative LC-MS (acetonitrile, water, TFA) to give the desired product (0.005 g, 22%) as white amorphous solid. The product was isolated as a racemic mixture. LCMS calculated for C₂₄H₂₁ClN₆O₂S (M+H)⁺: m/z = 525.1; found: 525.2.

Reference Example 47. 5-(3-{1-[4-amino-3-(3-fluorophenyl)-1H-pyrazolo[3,4-d]pyrimidin-1-yl]ethyl}-5-chloro-2-ethoxy-6-methylphenyl)-N,N-dimethylpyridine-2-carboxamide bis(trifluoroacetate)

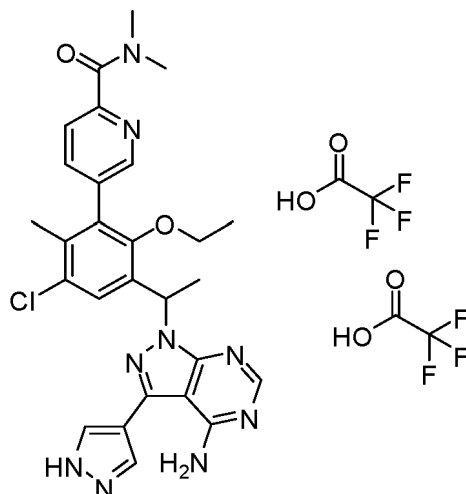
[0424]



[0425] To a solution of 5-{3-[1-(4-amino-3-iodo-1*H*-pyrazolo[3,4-*d*]pyrimidin-1-yl)ethyl]-5-chloro-2-ethoxy-6-methylphenyl}-*N,N*-dimethylpyridine-2-carboxamide (from Example 15) (15 mg, 0.025 mmol), (3-fluorophenyl)boronic acid (from Aldrich) (6.9 mg, 0.050 mmol), sodium carbonate (16 mg, 0.15 mmol) in *N,N*-dimethylformamide (0.1 mL) / water (74 μ L) under N_2 was added tetrakis(triphenylphosphine)palladium (0) (2.9 mg, 0.0025 mmol). The mixture was heated at 100 $^{\circ}$ C overnight. After cooling to room temperature, the mixture was filtered and the filtrate purified on RP-HPLC (XBridge C18 column, eluting with a gradient of acetonitrile/water containing 0.05% trifluoroacetic acid, at flow rate of 30 mL/min) to give the desired product as bis-TFA salt. The product was isolated as a racemic mixture. LCMS calculated for $C_{30}H_{30}ClFN_7O_2$ ($M+H$) $^{+}$: m/z = 574.2; Found: 574.2.

Reference Example 48. 5-(3-{1-[4-amino-3-(1*H*-pyrazol-4-yl)-1*H*-pyrazolo[3,4-*d*]pyrimidin-1-yl]ethyl}-5-chloro-2-ethoxy-6-methylphenyl)-*N,N*-dimethylpyridine-2-carboxamide bis(trifluoroacetate)

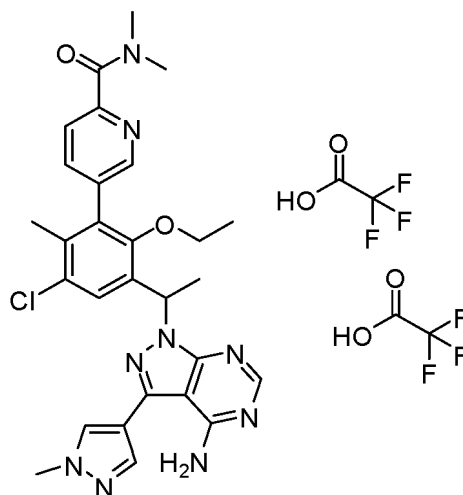
[0426]



[0427] This compound was prepared according to the procedure described in Example 47, using 4-(4,4,5,5-tetramethyl-1,3,2-dioxaborolan-2-yl)-1*H*-pyrazole (from Aldrich) instead of (3-fluorophenyl)boronic acid. The product was isolated as a racemic mixture. LCMS calculated for $C_{27}H_{20}ClN_9O_2$ ($M+H$) $^{+}$: m/z = 546.2; Found: 546.2.

Reference Example 49. 5-(3-{1-[4-amino-3-(1-methyl-1*H*-pyrazol-4-yl)-1*H*-pyrazolo[3,4-*d*]pyrimidin-1-yl]ethyl}-5-chloro-2-ethoxy-6-methylphenyl)-*N,N*-dimethylpyridine-2-carboxamide bis(trifluoroacetate)

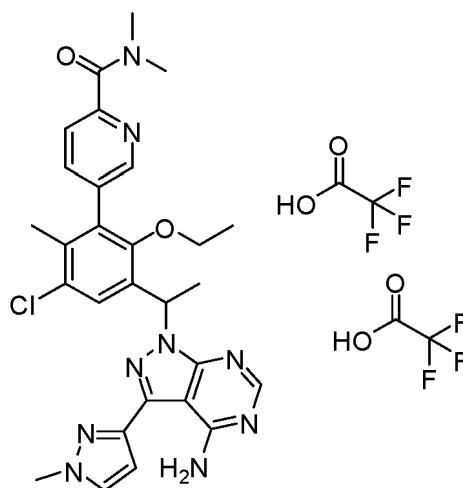
[0428]



This compound was prepared according to the procedure described in Example 47, using 1-methyl-4-(4,4,5,5-tetramethyl-1,3,2-dioxaborolan-2-yl)-1H-pyrazole (from Aldrich) instead of (3-fluorophenyl)boronic acid. The product was isolated as a racemic mixture. LCMS calculated for $C_{28}H_{31}ClN_9O_2$ (M+H)⁺: m/z = 560.2; Found: 560.2.

Reference Example 50. 5-(3-{1-[4-amino-3-(1-methyl-1H-pyrazol-3-yl)-1H-pyrazolo[3,4-d]pyrimidin-1-yl]ethyl}-5-chloro-2-ethoxy-6-methylphenyl)-N,N-dimethylpyridine-2-carboxamide bis(trifluoroacetate)

[0429]



[0430] This compound was prepared according to the procedure described in Example 47, using 1-methyl-3-(4,4,5,5-tetramethyl-1,3,2-dioxaborolan-2-yl)-1H-pyrazole (from Frontier) instead of (3-fluorophenyl)boronic acid. The product was isolated as a racemic mixture. LCMS calculated for $C_{28}H_{31}ClN_9O_2$ (M+H)⁺: m/z = 560.2; Found: 560.2.

Reference Example 51. 5-(3-{1-[4-amino-3-(1H-pyrazol-3-yl)-1H-pyrazolo[3,4-d]pyrimidin-1-yl]ethyl}-5-chloro-2-ethoxy-6-methylphenyl)-N,N-dimethylpyridine-2-carboxamide bis(trifluoroacetate)

[0431]



20

25

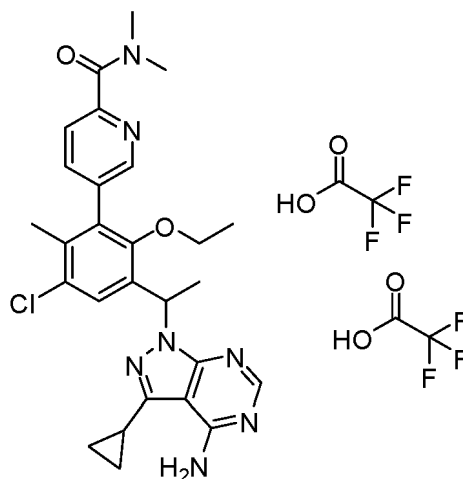
30



45

50

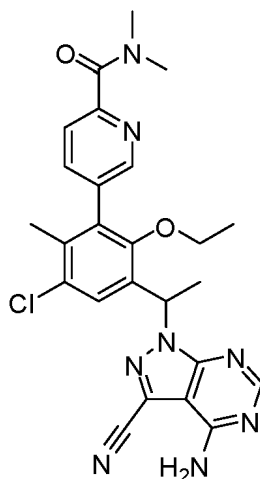
55



[0436] A mixture of 5-{3-[1-(4-amino-3-iodo-1*H*-pyrazolo[3,4-*d*]pyrimidin-1-yl)ethyl]-5-chloro-2-ethoxy-6-methylphenyl}-*N,N*-dimethylpyridine-2-carboxamide (11 mg, 0.018 mmol, racemic intermediate from Example 15), potassium cyclopropyltrifluoroborate (3.2 mg, 0.022 mmol), potassium phosphate (12 mg, 0.054 mmol) and tetrakis(triphenylphosphine)palladium (0) (0.42 mg, 0.00036 mmol) in toluene (0.05 mL) / water (0.02 mL) (v/v, 3/1) was heated at reflux overnight. The mixture was diluted with MeOH, and then filtered. The filtrate was purified on RP-HPLC (XBridge C18 column, eluting with a gradient of acetonitrile/water containing 0.05% trifluoroacetic acid, at flow rate of 30 mL/min) to give the desired product as bis-TFA salt. The product was isolated as a racemic mixture. LCMS calculated for $C_{27}H_{31}ClN_7O_2$ ($M+H$)⁺: m/z = 520.2; Found: 520.2.

Reference Example 54. 5-{3-[1-(4-amino-3-cyano-1*H*-pyrazolo[3,4-*d*]pyrimidin-1-yl)ethyl]-5-chloro-2-ethoxy-6-methylphenyl}-*N,N*-dimethylpyridine-2-carboxamide

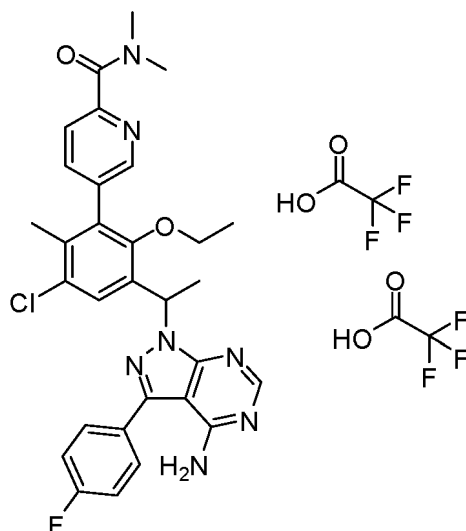
[0437]



[0438] A mixture of 5-{3-[1-(4-amino-3-iodo-1*H*-pyrazolo[3,4-*d*]pyrimidin-1-yl)ethyl]-5-chloro-2-ethoxy-6-methylphenyl}-*N,N*-dimethylpyridine-2-carboxamide (13 mg, 0.021 mmol, racemic intermediate from Example 15) and copper cyanide (12 mg, 0.13 mmol) in *N,N*-dimethylformamide (0.2 mL) was heated at 120 °C overnight. The mixture was filtered and purified on RP-HPLC (XBridge C18 column, eluting with a gradient of acetonitrile/water containing 0.1% ammonium hydroxide, at flow rate of 30 mL/min) to give the desired product. The product was isolated as a racemic mixture. LCMS calculated for $C_{25}H_{26}ClN_8O_2$ ($M+H$)⁺: m/z = 505.2; Found: 505.2.

Reference Example 55. 5-(3-{1-[4-amino-3-(4-fluorophenyl)-1*H*-pyrazolo[3,4-*d*]pyrimidin-1-yl]ethyl}-5-chloro-2-ethoxy-6-methylphenyl)-*N,N*-dimethylpyridine-2-carboxamide bis(trifluoroacetate)

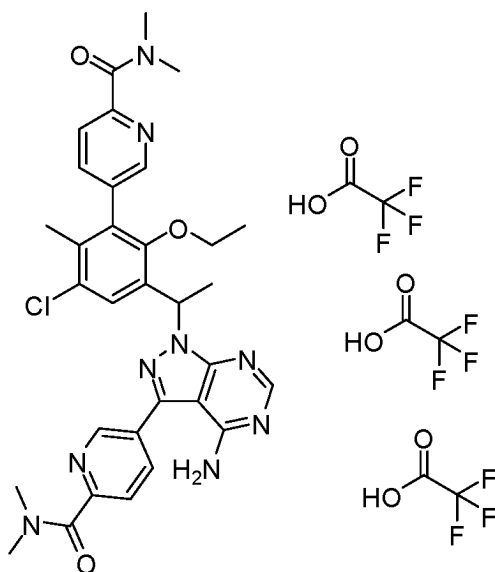
[0439]



[0440] This compound was prepared according to the procedure described in Example 47, using 4-fluorophenylboronic acid (from Aldrich) instead of (3-fluorophenyl)boronic acid. The product was isolated as a racemic mixture. LCMS calculated for C₃₀H₃₀ClFN₇O₂ (M+H)⁺: m/z = 574.2; Found: 574.2.

Reference Example 56. 5-{4-amino-1-[1-(5-chloro-3-{6-[(dimethylamino)carbonyl]pyridin-3-yl}-2-ethoxy-4-methylphenyl)ethyl]-1H-pyrazolo[3,4-d]pyrimidin-3-yl]-N,N-dimethylpyridine-2-carboxamide tris(trifluoroacetate)

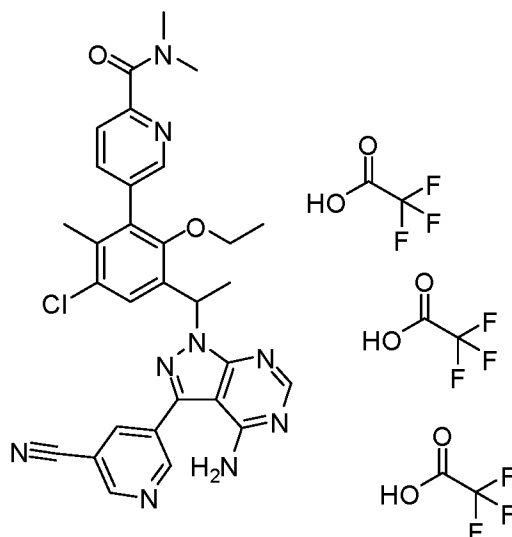
[0441]



[0442] This compound was prepared according to the procedure described in Example 47, using *N,N*-dimethyl-5-(4,4,5,5-tetramethyl-1,3,2-dioxaborolan-2-yl)pyridine-2-carboxamide (from PepTech) instead of (3-fluorophenyl)boronic acid. The product was isolated as a racemic mixture. LCMS calculated for C₃₂H₃₅ClN₉O₃ (M+H)⁺: m/z = 628.3; Found: 628.3.

Reference Example 57. 5-(3-{1-[4-amino-3-(5-cyanopyridin-3-yl)-1H-pyrazolo[3,4-d]pyrimidin-1-yl]ethyl}-5-chloro-2-ethoxy-6-methylphenyl)-N,N-dimethylpyridine-2-carboxamide tris(trifluoroacetate)

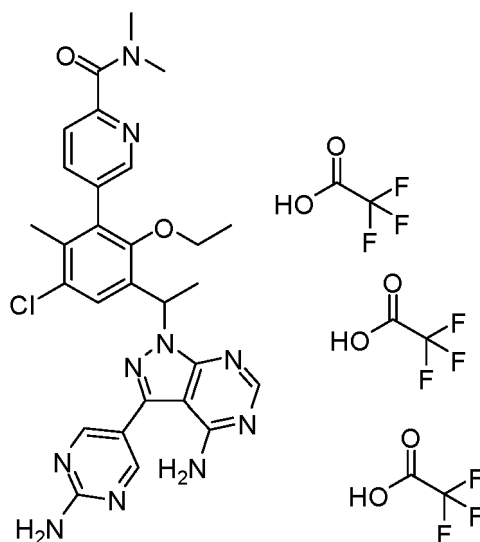
[0443]



[0444] This compound was prepared according to the procedure described in Example 47, using 5-(4, 4,5,5-tetra-methyl-1,3,2-dioxaborolan-2-yl)nicotinonitrile (from Frontier) instead of (3-fluorophenyl)boronic acid. The product was isolated as a racemic mixture. LCMS calculated for C₃₀H₂₉ClN₉O₂ (M+H)⁺: m/z = 582.2; Found: 582.2.

Reference Example 58. 5-(3-{1-[4-amino-3-(2-aminopyrimidin-5-yl)-1H-pyrazolo[3,4-d]pyrimidin-1-yl]ethyl}-5-chloro-2-ethoxy-6-methylphenyl)-N,N-dimethylpyridine-2-carboxamide tris(trifluoroacetate)

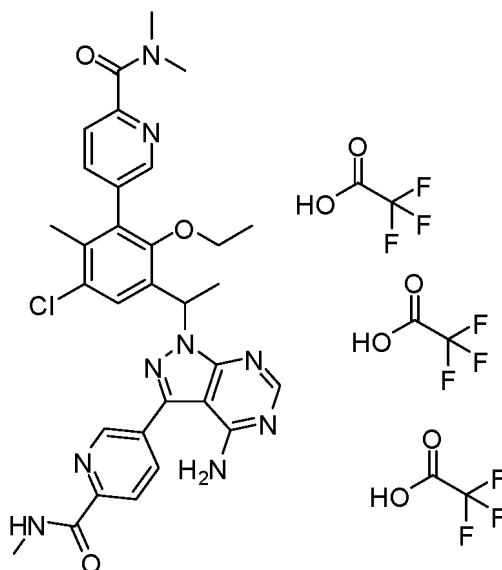
[0445]



[0446] This compound was prepared according to the procedure described in Example 47, using 5-(4, 4,5,5-tetra-methyl-1,3,2-dioxaborolan-2-yl)pyrimidin-2-amine instead of (3-fluorophenyl)boronic acid. The product was isolated as a racemic mixture. LCMS calculated for C₂₈H₃₀ClN₁₀O₂ (M+H)⁺: m/z = 573.2; Found: 573.2.

Reference Example 59. 5-{3-[1-(4-amino-3-{6-[(methylamino)carbonyl]pyridin-3-yl)-1H-pyrazolo[3,4-d]pyrimidin-1-yl]ethyl}-5-chloro-2-ethoxy-6-methylphenyl)-N,N-dimethylpyridine-2-carboxamide tris(trifluoroacetate)

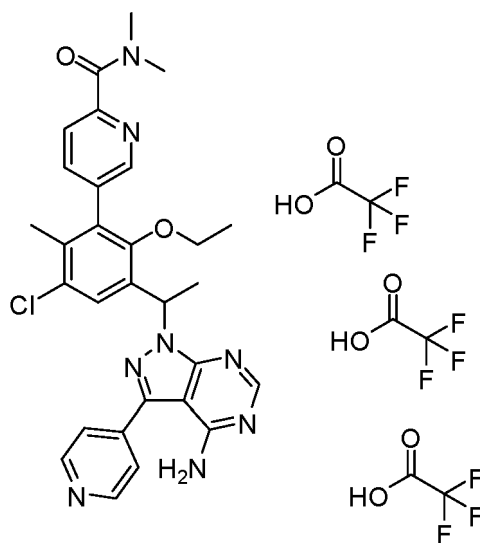
[0447]



[0448] This compound was prepared according to the procedure described in Example 47, using *N*-methyl-5-(4,4,5,5-tetramethyl-1,3,2-dioxaborolan-2-yl)pyridine-2-carboxamide (from Frontier) instead of (3-fluorophenyl)boronic acid. The product was isolated as a racemic mixture. LCMS calculated for $C_{31}H_{33}ClN_9O_3$ ($M+H$)⁺: m/z = 614.2; Found: 614.2.

Reference Example 60. 5-{3-[1-(4-amino-3-pyridin-4-yl)-1*H*-pyrazolo[3,4-*d*]pyrimidin-1-yl)ethyl}-5-chloro-2-ethoxy-6-methylphenyl)-*N,N*-dimethylpyridine-2-carboxamide tris(trifluoroacetate)

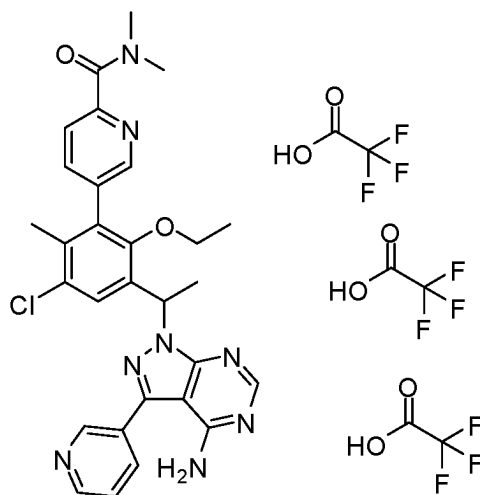
[0449]



[0450] This compound was prepared according to the procedure described in Example 47, using 4-pyridinylboronic acid (from Aldrich) instead of (3-fluorophenyl)boronic acid. The product was isolated as a racemic mixture. LCMS calculated for $C_{29}H_{30}ClN_8O_2$ ($M+H$)⁺: m/z = 557.2; Found: 557.2.

Reference Example 61. 5-{3-[1-(4-amino-3-pyridin-3-yl)-1*H*-pyrazolo[3,4-*d*]pyrimidin-1-yl)ethyl}-5-chloro-2-ethoxy-6-methylphenyl)-*N,N*-dimethylpyridine-2-carboxamide tris(trifluoroacetate)

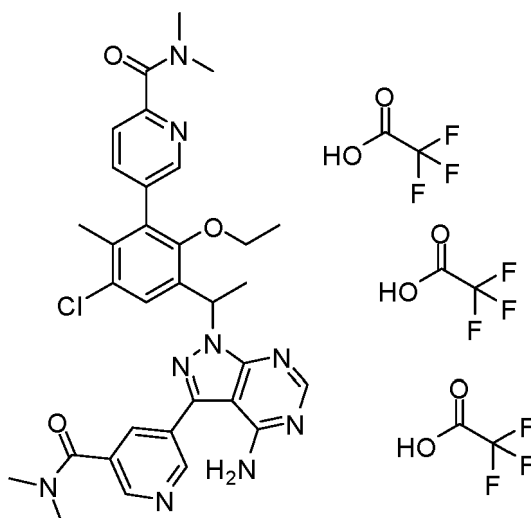
[0451]



[0452] This compound was prepared according to the procedure described in Example 47, using 3-pyridinylboronic acid (from Aldrich) instead of (3-fluorophenyl)boronic acid. The product was isolated as a racemic mixture. LCMS calculated for C₂₉H₃₀ClN₈O₂ (M+H)⁺: m/z = 557.2; Found: 557.2.

Reference Example 62. 5-{3-[1-(4-amino-3-{5-[(dimethylamino)carbonyl]pyridin-3-yl}-1*H*-pyrazolo[3,4-d]pyrimidin-1-yl)ethyl]-5-chloro-2-ethoxy-6-methylphenyl}-*N,N*-dimethylpyridine-2-carboxamide tris(trifluoroacetate)

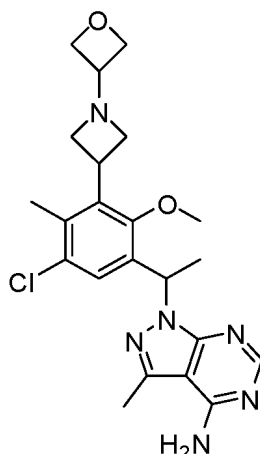
[0453]



[0454] This compound was prepared according to the procedure described in Example 47, using *N,N*-dimethyl-5-(4,4,5,5-tetramethyl-1,3,2-dioxaborolan-2-yl)nicotinamide (from PepTech) instead of (3-fluorophenyl)boronic acid. The product was isolated as a racemic mixture. LCMS calculated for C₃₂H₃₅ClN₉O₃ (M+H)⁺: m/z = 628.3; Found: 628.3.

Reference Example 63. 1-{1-[5-chloro-2-methoxy-4-methyl-3-(1-oxetan-3-ylazetidin-3-yl)phenyl]ethyl}-3-methyl-1*H*-pyrazolo[3,4-d]pyrimidin-4-amine

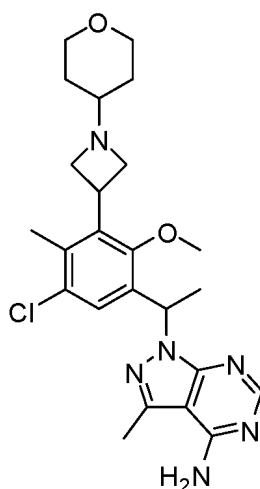
[0455]



[0456] To a mixture of 1-[1-(3-azetidin-3-yl-5-chloro-2-methoxy-4-methylphenyl)ethyl]-3-methyl-1H-pyrazolo[3,4-d]pyrimidin-4-amine dihydrochloride (21 mg, 0.046 mmol, racemic intermediate from Example 2, Step 1), oxetan-3-one (from Synthonix, 3.6 mg, 0.050 mmol), and triethylamine (20 μ L, 0.14 mmol) in methylene chloride (0.32 mL) was added resin of sodium triacetoxyborohydride (40 mg, 0.091 mmol). The resulting mixture was stirred overnight at room temperature. The mixture was filtered and concentrated and then purified by RP-HPLC (XBridge C18 column, eluting with a gradient of acetonitrile/water containing 0.1% ammonium hydroxide, at flow rate of 30 mL/min) to give the desired product (2 mg, 9.9%). The product was isolated as a racemic mixture. LCMS calculated for $C_{22}H_{28}ClN_6O_2$ (M+H)⁺: m/z = 443.2; Found: 443.1.

Reference Example 64. 1-(1-{5-chloro-2-methoxy-4-methyl-3-[1-(tetrahydro-2H-pyran-4-yl)azetidin-3-yl]phenyl}ethyl)-3-methyl-1H-pyrazolo[3,4-d]pyrimidin-4-amine

[0457]



[0458] To a mixture of 1-[1-(3-azetidin-3-yl-5-chloro-2-methoxy-4-methylphenyl)ethyl]-3-methyl-1H-pyrazolo[3,4-d]pyrimidin-4-amine dihydrochloride (21 mg, 0.046 mmol, racemic intermediate from Example 2, Step 1)), tetrahydro-4H-pyran-4-one (from Aldrich, 4.6 μ L, 0.050 mmol), and triethylamine (20 μ L, 0.14 mmol) in methylene chloride (0.32 mL) was added resin of sodium triacetoxyborohydride (40 mg, 0.091 mmol). The resulting mixture was stirred overnight at rt. The mixture was filtered and concentrated and then purified by RP-HPLC (XBridge C18 column, eluting with a gradient of acetonitrile/water containing 0.1% ammonium hydroxide, at flow rate of 30 mL/min) to give the desired product. The product was isolated as a racemic mixture. LCMS calculated for $C_{24}H_{32}ClN_6O_2$ (M+H)⁺: m/z = 471.2; Found: 471.2.

10

15



25

35

40

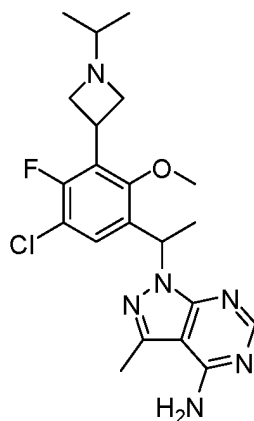


55

gradient of acetonitrile/water containing 0.05% trifluoroacetic acid, at flow rate of 30 mL/min) to give the desired product as bis-TFA salt. The product was isolated as a single enantiomer. LCMS calculated for $C_{24}H_{27}ClN_7O_2$ (M+H)⁺: m/z = 480.2; Found: 480.2. ¹H NMR (500 MHz, DMSO-*d*₆) δ : 8.78 (2H, br s), 8.48 (1H, m), 8.36 (1H, s), 7.86 (1H, br s), 7.65 (1H, br s), 7.58 (1H, s), 6.33 (1H, q, *J* = 7.0 Hz), 3.19 (3H, s), 3.03 (3H, s), 2.97 (3H, s), 2.62 (3H, s), 2.06 (3H, s), 1.81 (3H, d, *J* = 7.0 Hz) ppm.

Reference Example 67. 1-{1-[5-Chloro-4-fluoro-3-(1-isopropylazetidin-3-yl)-2-methoxyphenyl]ethyl}-3-methyl-1H-pyrazolo[3,4-d]pyrimidin-4-amine

[0463]



Step 1. 1-[1-(3-Azetidin-3-yl-5-chloro-4-fluoro-2-methoxyphenyl)ethyl]-3-methyl-1H-pyrazolo[3,4-d]pyrimidin-4-amine dihydrochloride

[0464] *tert*-Butyl 3-{3-[1-(4-amino-3-methyl-1H-pyrazolo[3,4-d]pyrimidin-1-yl)ethyl]-5-chloro-6-fluoro-2-methoxyphenyl}azetidine-1-carboxylate (1.6 g, 3.2 mmol, from Example 13, Step 7) was treated with 4.0 M hydrogen chloride in dioxane (8.15 mL, 32.6 mmol) in methylene chloride (17 mL) at room temperature for 2 h. The mixture was concentrated to dryness to give the desired product. LCMS calculated for $C_{18}H_{21}ClFN_6O$ (M+H)⁺: m/z = 391.1; Found: 391.1.

Step 2. 1-[1-[5-Chloro-4-fluoro-3-(1-isopropylazetidin-3-yl)-2-methoxyphenyl]ethyl]-3-methyl-1H-pyrazolo[3,4-d]pyrimidin-4-amine

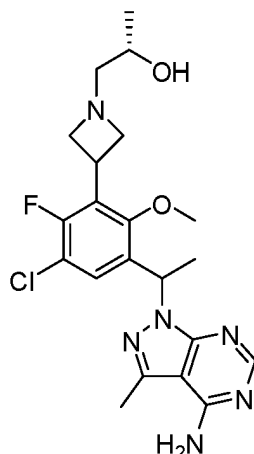
[0465] To a mixture of 1-[1-(3-azetidin-3-yl-5-chloro-4-fluoro-2-methoxyphenyl)ethyl]-3-methyl-1H-pyrazolo[3,4-d]pyrimidin-4-amine dihydrochloride (0.90 g, 1.9 mmol, Example 67, step 1), acetone (1.0 mL, 14 mmol) and triethylamine (2.5 mL, 18 mmol) in methylene chloride (20 mL) was added sodium triacetoxyborohydride resin (2.5 g, 5.8 mmol). The mixture was stirred at room temperature for 2 h, then filtered, washed with water, dried over $MgSO_4$, filtered and concentrated to give crude product (870 mg, 100%). LCMS calculated for $C_{21}H_{27}ClFN_6O$ (M+H)⁺: m/z = 433.2; Found: 433.1

Step 3. Single enantiomer of 1-[1-[5-chloro-4-fluoro-3-(1-isopropylazetidin-3-yl)-2-methoxyphenyl]ethyl]-3-methyl-1H-pyrazolo[3,4-d]pyrimidin-4-amine

[0466] Enantiomers of 1-[1-[5-chloro-4-fluoro-3-(1-isopropylazetidin-3-yl)-2-methoxyphenyl]ethyl]-3-methyl-1H-pyrazolo[3,4-d]pyrimidin-4-amine (870 mg, 2.0 mmol) were separated on a Phenomenex Lux Cellulose-2 column, eluting with 10% ethanol in hexanes, at flow rate of 18 mL/min, and column loading of ~8 mg/injection to separate two enantiomers. First peak retention time 10.9 min; second peak retention time 13.6 min. The fractions of the 1st peak (110 mg, 13%) were concentrated and purified using RP-HPLC (XBridge C18 column, eluting with a gradient of acetonitrile/water containing 0.1% ammonium hydroxide, at flow rate of 30 mL/min) to give the desired product. The product was isolated as a single enantiomer. LCMS calculated for $C_{21}H_{27}ClFN_6O$ (M+H)⁺: m/z = 433.2; Found: 433.1

Reference Example 68. (2S)-1-(3-{3-[1-(4-Amino-3-methyl-1H-pyrazolo[3,4-d]pyrimidin-1-yl)ethyl]-5-chloro-6-fluoro-2-methoxyphenyl}azetidin-1-yl)propan-2-ol

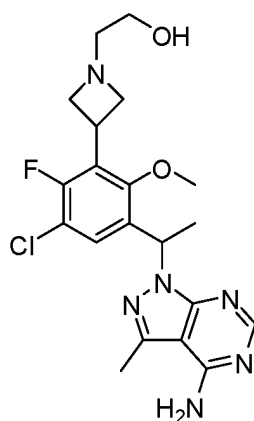
[0467]



[0468] To a mixture of 1-[1-(3-azetidin-3-yl-5-chloro-4-fluoro-2-methoxyphenyl)ethyl]-3-methyl-1H-pyrazolo[3,4-d]pyrimidin-4-amine dihydrochloride (15 mg, 0.032 mmol, from Example 67, Step 1) and triethylamine (18 μ L, 0.13 mmol) in ethanol (0.53 mL) was added (S)-(-)-methyloxirane (6.8 μ L, 0.097 mmol). The resulting mixture was heated at 90 °C for 3 h, then purified on RP-HPLC (XBridge C18 column, eluting with a gradient of acetonitrile/water containing 0.1% ammonium hydroxide, at flow rate of 30 mL/min) to give the desired product. The enantiomers were separated on a Phenomenex Lux Cellulose C-4 column (5 μ M, 21.2 x 250 mm), eluting with 20% ethanol in hexanes, at flow rate of 18 mL/min, to give two enantiomers. First peak (2.7 mg, 18%) retention time 8.9 min; LCMS calculated for $C_{21}H_{27}ClFN_6O_2$ (M+H)⁺: m/z = 449.2; Found: 449.1. ¹H NMR (DMSO-*d*₆, 500 MHz) δ 8.11 (1H, s), 7.42 (1H, d, *J* = 8.5 Hz), 7.25 (2H, br s), 6.21 (1H, q, *J* = 7.5 Hz), 4.28 (1H, d, *J* = 4.0 Hz), 3.82 (3H, m), 3.62 (3H, s), 3.55 (1H, m), 3.05 (1H, m), 2.97 (1H, m), 2.55 (3H, s), 2.28 (2H, m), 1.70 (2H, d, *J* = 7.5 Hz), 1.00 (3H, d, *J* = 6.0 Hz) ppm. Second peak retention time 10.0 min.

Reference Example 71. 2-(3-{3-[1-(4-Amino-3-methyl-1H-pyrazolo[3,4-d]pyrimidin-1-yl)ethyl]-5-chloro-6-fluoro-2-methoxyphenyl}azetidin-1-yl)ethanol

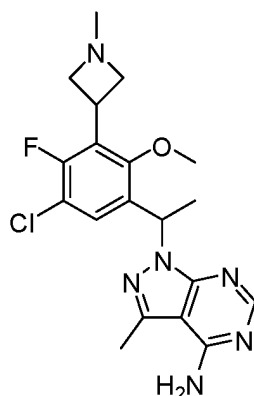
[0469]



[0470] To a mixture of 1-[1-(3-azetidin-3-yl-5-chloro-4-fluoro-2-methoxyphenyl)ethyl]-3-methyl-1H-pyrazolo[3,4-d]pyrimidin-4-amine dihydrochloride (19 mg, 0.041 mmol, racemic intermediate from Example 67, Step 1) and triethylamine (28 μ L, 0.20 mmol) in methanol (0.1 mL)/acetonitrile (0.1 mL)/tetrahydrofuran (0.1 mL) was added {[*tert*-butyl(dimethyl)silyl]oxy}acetaldehyde (39 μ L, 0.20 mmol), followed by sodium triacetoxyborohydride (22 mg, 0.10 mmol). The resulting mixture was stirred overnight at room temperature. The mixture was treated with 6.0 M hydrogen chloride in water (0.07 mL, 0.4 mmol) at room temperature for 10 min and then purified on RP-HPLC (XBridge C18 column, eluting with a gradient of acetonitrile/water containing 0.1% ammonium hydroxide, at flow rate of 30 mL/min) to give the desired product (2.5 mg, 13%). The product was isolated as a racemic mixture. LCMS calculated for $C_{20}H_{25}ClFN_6O_2$ (M+H)⁺: m/z = 435.2; Found: 435.1.

Reference Example 72. 1-[1-[5-Chloro-4-fluoro-2-methoxy-3-(1-oxetan-3-ylazetidin-3-yl)phenyl]ethyl]-3-methyl-1H-pyrazolo[3,4-d]pyrimidin-4-amine

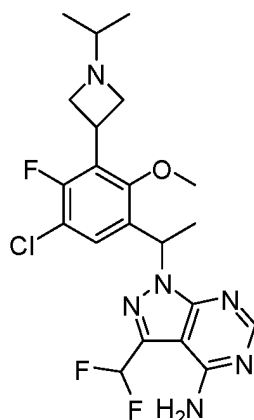
[0471]



[0472] To a mixture of 1-[1-(3-azetidin-3-yl-5-chloro-4-fluoro-2-methoxyphenyl)ethyl]-3-methyl-1H-pyrazolo[3,4-d]pyrimidin-4-amine dihydrochloride (19 mg, 0.041 mmol racemic intermediate from Example 67, Step 1) and triethylamine (28 μ L, 0.20 mmol) in methanol (0.1 mL)/acetonitrile (0.1 mL)/tetrahydrofuran (0.1 mL) was added 37% formaldehyde (15 μ L, 0.20 mmol), followed by sodium triacetoxyborohydride (22 mg, 0.10 mmol). The resulting mixture was stirred overnight at room temperature. The mixture was purified on RP-HPLC (XBridge C18 column, eluting with a gradient of acetonitrile/water containing 0.1% ammonium hydroxide, at flow rate of 30 mL/min) to give the desired product (1.2 mg, 6.3%). The product was isolated as a racemic mixture. LCMS calculated for $C_{19}H_{23}ClFN_6O$ ($M+H$)⁺: m/z = 405.2; Found: 405.1.

Reference Example 73. 1-[1-[5-Chloro-4-fluoro-3-(1-isopropylazetidin-3-yl)-2-methoxyphenyl]ethyl]-3-(difluoromethyl)-1H-pyrazolo[3,4-d]pyrimidin-4-amine

[0473]



Step 1. tert-Butyl 3-[3-[1-(4-amino-3-iodo-1H-pyrazolo[3,4-d]pyrimidin-1-yl)ethyl]-5-chloro-6-fluoro-2-methoxyphenyl]azetidine-1-carboxylate

[0474] To a mixture of *tert-butyl* 3-[3-chloro-5-(1-chloroethyl)-2-fluoro-6-methoxyphenyl]azetidine-1-carboxylate (0.77 g, 2.0 mmol, racemic intermediate from Example 13, Step 6), 3-iodo-1H-pyrazolo[3,4-d]pyrimidin-4-amine (0.58 g, 2.2 mmol) in *N,N*-dimethylformamide (6.9 mL) was added potassium iodide (34 mg, 0.20 mmol) and cesium carbonate (0.99 g, 3.0 mmol). The resulting mixture was heated at 140 °C and stirred for 3 h. After cooling, the clear solution was taken into water and ethyl acetate (EtOAc). The solid was diluted with water and EtOAc, and stirred until dissolved. The organic layers were combined, concentrated and purified on silica gel (eluting with 0 to 100% EtOAc in hexanes) to give the desired product (0.55 g, 45%). LCMS calculated for $C_{22}H_{26}ClFIN_6O_3$ ($M+H$)⁺: m/z = 603.1; Found: 602.9.

Step 2. *tert*-Butyl 3-{3-[1-(4-amino-3-vinyl-1*H*-pyrazolo[3,4-*d*]pyrimidin-1-yl)ethyl]-5-chloro-6-fluoro-2-methoxyphenyl}azetidine-1-carboxylate

[0475] To a solution of *tert*-butyl 3-{3-[1-(4-amino-3-iodo-1*H*-pyrazolo[3,4-*d*]pyrimidin-1-yl)ethyl]-5-chloro-6-fluoro-2-methoxyphenyl}azetidine-1-carboxylate (0.55 g, 0.91 mmol), 4,4,5,5-tetramethyl-2-vinyl-1,3,2-dioxaborolane (0.281 g, 1.82 mmol), sodium carbonate (0.580 g, 5.47 mmol) in *N,N*-dimethylformamide (5 mL)/water (2.73 mL) under N₂ was added tetrakis(triphenylphosphine)-palladium(0) (0.105 g, 0.0910 mmol). The mixture was heated at 100 °C overnight. After cooling to room temperature, the mixture was diluted with water, and extracted with EtOAc. The combined organic layers were concentrated and purified on silica gel (eluting with 0 to 100% EtOAc in hexanes followed by 0 to 10% MeOH in dichloromethane) to give the desired product (0.34 g, 74%). LCMS calculated for C₂₄H₂₉ClFN₆O₃ (M+H)⁺: m/z = 503.2; Found: 503.1.

Step 3. *tert*-Butyl 3-{3-[1-(4-amino-3-(1,2-dihydroxyethyl)-1*H*-pyrazolo[3,4-*d*]pyrimidin-1-yl)ethyl]-5-chloro-6-fluoro-2-methoxyphenyl}azetidine-1-carboxylate

[0476] To a solution of *tert*-butyl 3-{3-[1-(4-amino-3-vinyl-1*H*-pyrazolo[3,4-*d*]pyrimidin-1-yl)ethyl]-5-chloro-6-fluoro-2-methoxyphenyl}azetidine-1-carboxylate (340 mg, 0.680 mmol) in *tert*-butyl alcohol (5 mL) was added *N*-methylmorpholine *N*-oxide (87 mg, 0.74 mmol) and water (2.1 mL). To this solution was then added 4% osmium tetroxide (0.21 mL, 0.034 mmol). After stirring for 3 h, another equivalent of *N*-methylmorpholine *N*-oxide was added. The reaction was stirred at room temperature overnight. The solution was diluted with water, and extracted with EtOAc. The combined organic layers were dried over MgSO₄, filtered and concentrated to give the crude product (0.4 g, 100%) which was used directly in the next step. LCMS calculated for C₂₄H₃₁ClFN₆O₅ (M+H)⁺: m/z = 537.2; Found: 537.2.

Step 4. *tert*-Butyl 3-{3-[1-(4-amino-3-formyl-1*H*-pyrazolo[3,4-*d*]pyrimidin-1-yl)ethyl]-5-chloro-6-fluoro-2-methoxyphenyl}azetidine-1-carboxylate

[0477] To a solution of *tert*-butyl 3-{3-[1-(4-amino-3-(1,2-dihydroxyethyl)-1*H*-pyrazolo[3,4-*d*]pyrimidin-1-yl)ethyl]-5-chloro-6-fluoro-2-methoxyphenyl}azetidine-1-carboxylate (0.40 g, 0.74 mmol) in tetrahydrofuran (5.6 mL)/water (3.4 mL) was added acetic acid (0.011 mL, 0.19 mmol) and sodium periodate (0.478 g, 2.23 mmol) at 0 °C. After stirring for 2 h, the reaction mixture was diluted with water, and extracted with EtOAc. The organic layers were combined, washed with brine, dried over MgSO₄, filtered and concentrated to give the desired product (0.35 g, 92%) which was used directly in the next step. LCMS calculated for C₂₃H₂₇ClFN₆O₄ (M+H)⁺: m/z = 505.2; Found: 505.1.

Step 5. *tert*-Butyl 3-{3-[1-(4-amino-3-(difluoromethyl)-1*H*-pyrazolo[3,4-*d*]pyrimidin-1-yl)ethyl]-5-chloro-6-fluoro-2-methoxyphenyl}azetidine-1-carboxylate

[0478] To a solution of *tert*-butyl 3-{3-[1-(4-amino-3-formyl-1*H*-pyrazolo[3,4-*d*]pyrimidin-1-yl)ethyl]-5-chloro-6-fluoro-2-methoxyphenyl}azetidine-1-carboxylate (0.35 g, 0.69 mmol) in methylene chloride (4 mL) cooled at 0 °C was added dropwise diethylaminosulfur trifluoride (0.23 mL, 1.7 mmol). The mixture was stirred at room temperature for 2 h, then diluted with dichloromethane, washed with water, dried over MgSO₄, filtered then concentrated and purified on silica gel (eluting with 0 to 100% EtOAc in hexanes) to give the desired product (0.21 g, 57%). LCMS calculated for C₂₃H₂₇ClF₃N₆O₃ (M+H)⁺: m/z = 527.2; Found: 527.2.

Step 6. 1-[1-(3-Azetidin-3-yl-5-chloro-4-fluoro-2-methoxyphenyl)ethyl]-3-(difluoromethyl)-1*H*-pyrazolo[3,4-*d*]pyrimidin-4-amine dihydrochloride

[0479] *tert*-Butyl 3-{3-[1-(4-amino-3-(difluoromethyl)-1*H*-pyrazolo[3,4-*d*]pyrimidin-1-yl)ethyl]-5-chloro-6-fluoro-2-methoxyphenyl}azetidine-1-carboxylate (0.21 g, 0.40 mmol) was treated with 4.0 M hydrogen chloride in dioxane (1 mL, 4 mmol) in methylene chloride (4 mL) at room temperature for 2 h. The mixture was concentrated to give the desired product (0.177 g, 89%). LCMS calculated for C₁₈H₁₉ClF₃N₆O (M+H)⁺: m/z = 427.1; Found: 427.1.

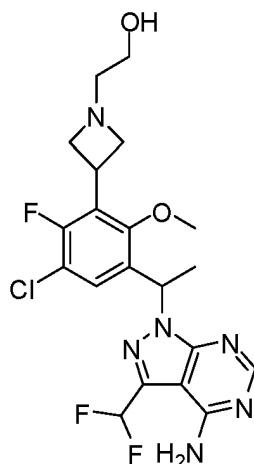
Step 7. 1-[1-(3-Chloro-4-fluoro-3-(1-isopropylazetidin-3-yl)-2-methoxyphenyl)ethyl]-3-(difluoromethyl)-1*H*-pyrazolo[3,4-*d*]pyrimidin-4-amine

[0480] To a mixture of 1-[1-(3-azetidin-3-yl-5-chloro-4-fluoro-2-methoxyphenyl)ethyl]-3-(difluoromethyl)-1*H*-pyrazolo[3,4-*d*]pyrimidin-4-amine dihydrochloride (45 mg, 0.090 mmol), acetone (37 mg, 0.63 mmol) and triethylamine (63 μL, 0.45 mmol) in methylene chloride (0.9 mL) was added sodium triacetoxymethylborohydride resin (0.12 g, 0.27 mmol). The mixture was stirred at room temperature for 2 h, then filtered, concentrated and purified on RP-HPLC (XBridge C18 column, eluting with

a gradient of acetonitrile/water containing 0.1% ammonium hydroxide, at flow rate of 30 mL/min) to give the desired product (2.5 mg, 6.8%). The product was isolated as a racemic mixture. LCMS calculated for $C_{21}H_{25}ClF_3N_6O$ (M+H)⁺: m/z = 469.2; Found: 469.2.

Reference Example 74. 2-[3-(3-{1-[4-Amino-3-(difluoromethyl)-1H-pyrazolo[3,4-d]pyrimidin-1-yl]ethyl}-5-chloro-6-fluoro-2-methoxyphenyl)azetidin-1-yl]ethanol

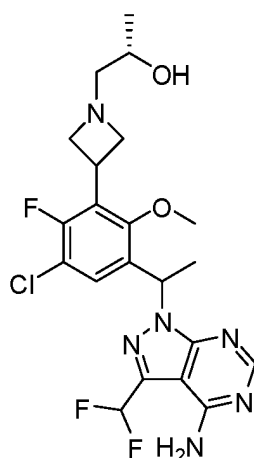
[0481]



[0482] To a mixture of 1-[1-(3-azetidin-3-yl-5-chloro-4-fluoro-2-methoxyphenyl)ethyl]-3-(difluoromethyl)-1H-pyrazolo[3,4-d]pyrimidin-4-amine dihydrochloride (45 mg, 0.090 mmol), [*tert*-butyl(dimethyl)silyl]oxyacetaldehyde (110 mg, 0.63 mmol) and triethylamine (63 μ L, 0.45 mmol) in methylene chloride (0.9 mL) was added sodium triacetoxymethylborohydride resin (0.12 g, 0.27 mmol). The mixture was stirred at room temperature for 2 h, then filtered. The filtrate was treated with 6.0 M hydrogen chloride in water (0.2 mL, 0.9 mmol), and purified on RP-HPLC (XBridge C18 column, eluting with a gradient of acetonitrile/water containing 0.1% ammonium hydroxide, at flow rate of 30 mL/min) to give the desired product (2.5 mg, 5.6%). LCMS calculated for $C_{20}H_{23}ClF_3N_6O_2$ (M+H)⁺: m/z = 471.1; Found: 471.2. The racemic product was separated on a Phenomenex Lux Cellulose-4 column, eluting with 20% ethanol in hexanes, at flow rate of 18 mL/min, and column loading of ~4 mg/injection to separate two enantiomers. First peak retention time 13.1 min; second peak retention time 16.3 min.

Reference Example 76. (2S)-1-[3-(3-{1-[4-amino-3-(difluoromethyl)-1H-pyrazolo[3,4-d]pyrimidin-1-yl]ethyl}-5-chloro-6-fluoro-2-methoxyphenyl)azetidin-1-yl]propan-2-ol

[0483]

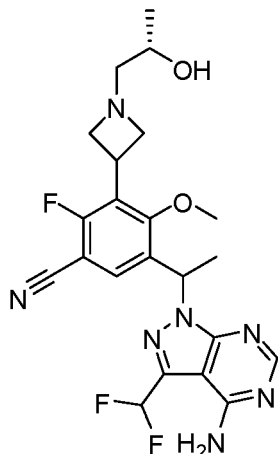


[0484] To a mixture of 1-[1-(3-azetidin-3-yl-5-chloro-4-fluoro-2-methoxyphenyl)ethyl]-3-(difluoromethyl)-1H-pyrazolo

[3,4-d]pyrimidin-4-amine dihydrochloride (51 mg, 0.10 mmol, racemic intermediate from Example 73, Step 6) and triethylamine (57 μ L, 0.41 mmol) in ethanol (1.7 mL) was added (S)-(-)-methyloxirane (18 μ L, 0.26 mmol). The resulting mixture was heated at 90 °C for 3 h, and purified on RP-HPLC (XBridge C18 column, eluting with a gradient of acetonitrile/water containing 0.1% ammonium hydroxide, at flow rate of 30 mL/min) to give the desired product (2.7 mg, 5.3%). The product was isolated as a racemic mixture. LCMS calculated for $C_{21}H_{25}ClF_3N_6O_2$ (M+H)⁺: m/z = 485.2; Found: 485.1.

Reference Example 77. 5-(1-(4-Amino-3-(difluoromethyl)-1H-pyrazolo[3,4-d]pyrimidin-1-yl)ethyl)-2-fluoro-3-(1-((S)-2-hydroxypropyl)azetidin-3-yl)-4-methoxybenzonitrile

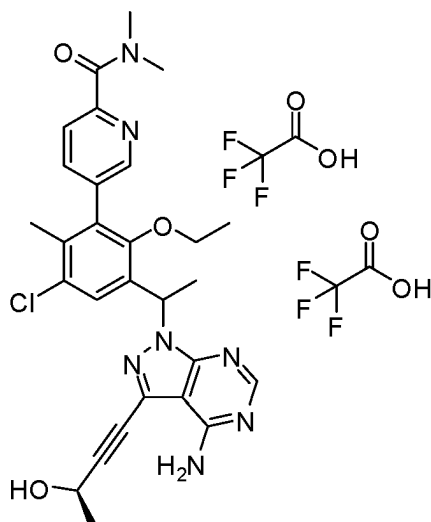
[0485]



[0486] To a microwave vial containing (2S)-1-[3-(3-{1-[4-amino-3-(difluoromethyl)-1H-pyrazolo[3,4-d]pyrimidin-1-yl]ethyl}-5-chloro-6-fluoro-2-methoxyphenyl)azetidin-1-yl]propan-2-ol (16 mg, 0.032 mmol, from Example 76) was added zinc (1.0 mg, 0.016 mmol), bis(tri-*t*-butylphosphine)palladium (6.5 mg, 0.013 mmol) and *N*-methylpyrrolidinone (0.20 mL, 2.0 mmol). The mixture was degassed with N₂ for a few minutes before adding zinc cyanide (7.5 mg, 0.064 mmol). The resulting mixture was stirred at 130 °C overnight and then cooled and purified on RP-HPLC (XBridge C18 column, eluting with a gradient of acetonitrile/water containing 0.1% ammonium hydroxide, at flow rate of 30 mL/min) to give the desired product (1.8 mg, 11.2%). The product was isolated as a racemic mixture. LCMS calculated for $C_{22}H_{25}F_3N_7O_2$ (M+H)⁺: m/z = 476.2; Found: 476.2

Reference Example 79. 5-[3-(1-{4-Amino-3-[(3*R*)-3-hydroxybut-1-yn-1-yl]-1H-pyrazolo[3,4-d]pyrimidin-1-yl}ethyl)-5-chloro-2-ethoxy-6-methylphenyl]-*N,N*-dimethylpyridine-2-carboxamide bis(trifluoroacetate)

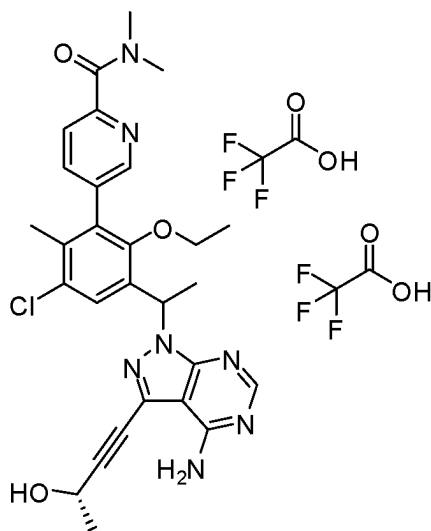
[0487]



[0488] A mixture of 5-[3-[1-(4-amino-3-iodo-1*H*-pyrazolo[3,4-*d*]pyrimidin-1-yl)ethyl]-5-chloro-2-ethoxy-6-methylphenyl]-*N,N*-dimethylpyridine-2-carboxamide (9.8 mg, 0.016 mmol, racemic intermediate from Example 15) and copper(I) iodide (0.6 mg, 0.003 mmol) in *N,N*-dimethylformamide (0.32 mL) was treated with (2*R*)-but-3-yn-2-ol (11.3 mg, 0.162 mmol), triethylamine (4.5 μ L, 0.032 mmol) and tetrakis-(triphenylphosphine)-palladium(0) (1.9 mg, 0.0016 mmol) under N_2 . The mixture was stirred under N_2 at room temperature for 1 h. The mixture was then purified on RP-HPLC (XBridge C18 column, eluting with a gradient of acetonitrile/water containing 0.05% TFA, at flow rate of 30 mL/min) to give the desired product as a bis-TFA salt (4.3 mg, 44%). The product was isolated as a racemic mixture. LCMS calculated for $C_{28}H_{31}ClN_7O_3$ ($M+H$)⁺: m/z = 548.2; Found: 548.1.

Reference Example 80. 5-[3-(1-[4-Amino-3-[(3*S*)-3-hydroxybut-1-yn-1-yl]-1*H*-pyrazolo[3,4-*d*]pyrimidin-1-yl]ethyl)-5-chloro-2-ethoxy-6-methylphenyl]-*N,N*-dimethylpyridine-2-carboxamide bis(trifluoroacetate)

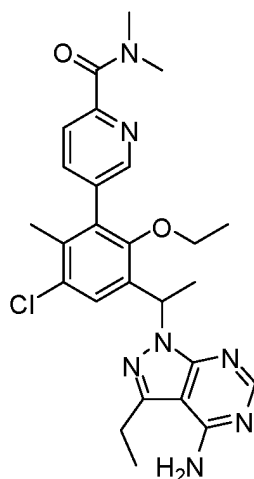
[0489]



[0490] This compound was prepared using procedures analogous to Example 79, with (2*S*)-but-3-yn-2-ol replacing (2*R*)-but-3-yn-2-ol. The product was isolated as a mixture of diastereomers. LCMS calculated for $C_{28}H_{31}ClN_7O_3$ ($M+H$)⁺: m/z = 548.2; Found: 548.1.

Reference Example 81. 5-[3-[1-(4-Amino-3-ethyl-1*H*-pyrazolo[3,4-*d*]pyrimidin-1-yl)ethyl]-5-chloro-2-ethoxy-6-methylphenyl]-*N,N*-dimethylpyridine-2-carboxamide

[0491]



Step 1. 5-{3-[1-(4-Amino-3-vinyl-1H-pyrazolo[3,4-d]pyrimidin-1-yl)ethyl]-5-chloro-2-ethoxy-6-methylphenyl}-N,N-dimethylpyridine-2-carboxamide

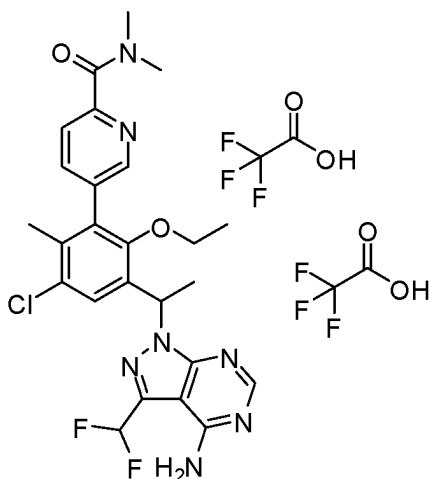
[0492] To a solution of 5-{3-[1-(4-amino-3-iodo-1H-pyrazolo[3,4-d]pyrimidin-1-yl)ethyl]-5-chloro-2-ethoxy-6-methylphenyl}-N,N-dimethylpyridine-2-carboxamide (130 mg, 0.21 mmol, racemic intermediate from Example 15), 4,4,5,5-tetramethyl-2-vinyl-1,3,2-dioxaborolane (66 mg, 0.43 mmol), sodium carbonate (136 mg, 1.29 mmol) in *N,N*-dimethylformamide (1 mL)/water (0.64 mL) under N_2 was added tetrakis(triphenylphosphine)palladium(0) (25 mg, 0.021 mmol). The mixture was heated at 100 °C overnight. After cooling to room temperature, the mixture was diluted with water, and extracted with dichloromethane. The organic layers were concentrated and purified on silica gel (eluting with 0 to 100% EtOAc in hexanes followed by 0 to 10% MeOH in dichloromethane) to give the desired product (94 mg, 86%). LCMS calculated for $C_{26}H_{29}ClN_7O_2$ ($M+H$)⁺: m/z = 506.2; Found: 506.2.

Step 2. 5-{3-[1-(4-Amino-3-ethyl-1H-pyrazolo[3,4-d]pyrimidin-1-yl)ethyl]-5-chloro-2-ethoxy-6-methylphenyl}-N,N-dimethylpyridine-2-carboxamide

[0493] 5-{3-[1-(4-Amino-3-vinyl-1H-pyrazolo[3,4-d]pyrimidin-1-yl)ethyl]-5-chloro-2-ethoxy-6-methylphenyl}-N,N-dimethylpyridine-2-carboxamide (14 mg, 0.028 mmol) and 5% platinum on carbon (14 mg) was combined in methanol (1 mL), to which was added 0.25 M hydrogen chloride in water (0.28 mL, 0.069 mmol). The suspension was hydrogenated under balloon pressure of H_2 at room temperature for 3 h. The suspension was filtered and the filtrate purified on RP-HPLC (XBridge C18 column, eluting with a gradient of acetonitrile/water containing 0.1% ammonium hydroxide, at flow rate of 30 mL/min) to give the desired product (3.9 mg, 28%). The product was isolated as a racemic mixture. LCMS calculated for $C_{26}H_{31}ClN_7O_2$ ($M+H$)⁺: m/z = 508.2; Found: 508.3.

Reference Example 82. 5-{3-[1-[4-Amino-3-(difluoromethyl)-1H-pyrazolo[3,4-d]pyrimidin-1-yl]ethyl]-5-chloro-2-ethoxy-6-methylphenyl}-N,N-dimethylpyridine-2-carboxamide bis(trifluoroacetate)

[0494]



Step 1. 5-(3-{1-[4-Amino-3-(1,2-dihydroxyethyl)-1H-pyrazolo[3,4-d]pyrimidin-1-yl]ethyl}-5-chloro-2-ethoxy-6-methylphenyl)-N,N-dimethylpyridine-2-carboxamide

[0495] To a solution of 5-(3-[1-(4-amino-3-vinyl-1H-pyrazolo[3,4-d]pyrimidin-1-yl)ethyl]-5-chloro-2-ethoxy-6-methylphenyl)-N,N-dimethylpyridine-2-carboxamide (80 mg, 0.16 mmol, from Example 81, Step 1) in *tert-butyl* alcohol (1 mL) was added N-methylmorpholine N-oxide (20 mg, 0.17 mmol) and water (0.50 mL). To this solution was then added 4% osmium tetroxide (5.0 μ L, 0.00079 mmol). After stirring for 3 h, another equivalent of N-methylmorpholine N-oxide was added. The reaction was stirred at room temperature overnight. The solution was diluted with water, and extracted with EtOAc. The combined organic layers were dried over MgSO_4 and filtered, concentrated to give the desired product (0.64 g, 95%). LCMS calculated for $\text{C}_{26}\text{H}_{31}\text{ClN}_7\text{O}_4$ ($\text{M}+\text{H}$) $^+$: m/z = 540.2; Found: 540.2.

Step 2. 5-(3-[1-(4-Amino-3-formyl-1H-pyrazolo[3,4-d]pyrimidin-1-yl)ethyl]-5-chloro-2-ethoxy-6-methylphenyl)-N,N-dimethylpyridine-2-carboxamide

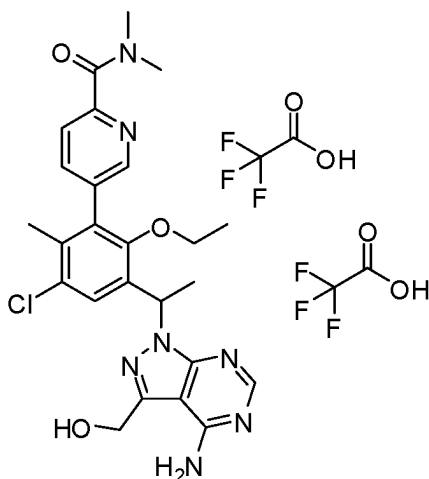
[0496] To a solution of 5-(3-[1-(4-amino-3-(1,2-dihydroxyethyl)-1H-pyrazolo[3,4-d]pyrimidin-1-yl)ethyl]-5-chloro-2-ethoxy-6-methylphenyl)-N,N-dimethylpyridine-2-carboxamide (70 mg, 0.13 mmol) in tetrahydrofuran (0.98 mL) and water (0.59 mL) was added acetic acid (1.9 μ L, 0.034 mmol) and sodium periodate (83 mg, 0.39 mmol) at 0 $^\circ\text{C}$. After stirring for 2 h, the reaction mixture was diluted with water, and extracted with dichloromethane. The combined organic layers were washed with brine, dried over MgSO_4 , filtered and concentrated to give the desired product (0.059 g, 90%). LCMS calculated for $\text{C}_{25}\text{H}_{27}\text{ClN}_7\text{O}_3$ ($\text{M}+\text{H}$) $^+$: m/z = 508.2; Found: 508.1.

Step 3. 5-(3-[1-(4-Amino-3-(difluoromethyl)-1H-pyrazolo[3,4-d]pyrimidin-1-yl)ethyl]-5-chloro-2-ethoxy-6-methylphenyl)-N,N-dimethylpyridine-2-carboxamide bis(trifluoroacetate)

[0497] To a solution of 5-(3-[1-(4-amino-3-formyl-1H-pyrazolo[3,4-d]pyrimidin-1-yl)ethyl]-5-chloro-2-ethoxy-6-methylphenyl)-N,N-dimethylpyridine-2-carboxamide (8.8 mg, 0.017 mmol) in methylene chloride (0.1 mL) cooled at 0 $^\circ\text{C}$ was added dropwise diethylaminosulfur trifluoride (5.7 μ L, 0.043 mmol). The mixture was stirred at room temperature for 3 h, diluted with MeOH and purified on RP-HPLC (XBridge C18 column, eluting with a gradient of acetonitrile/water containing 0.05% TFA, at flow rate of 30 mL/min) to give the desired product as a bis-TFA salt (0.7 mg, 8%). The product was isolated as a racemic mixture. LCMS calculated for $\text{C}_{25}\text{H}_{27}\text{ClF}_2\text{N}_7\text{O}_2$ ($\text{M}+\text{H}$) $^+$: m/z = 530.2; Found: 530.0.

Reference Example 83. 5-(3-[1-(4-Amino-3-(hydroxymethyl)-1H-pyrazolo[3,4-d]pyrimidin-1-yl)ethyl]-5-chloro-2-ethoxy-6-methylphenyl)-N,N-dimethylpyridine-2-carboxamide bis(trifluoroacetate)

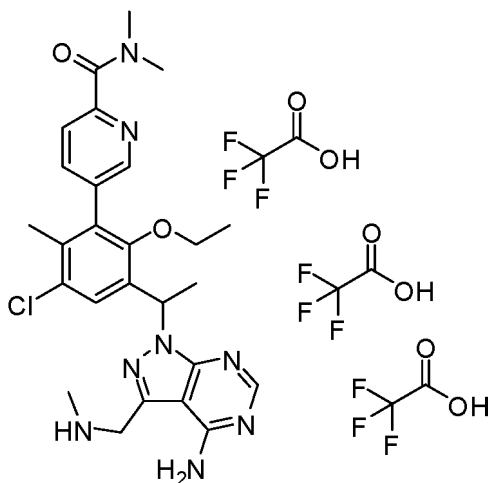
[0498]



[0499] 5-[3-[1-(4-Amino-3-formyl-1H-pyrazolo[3,4-d]pyrimidin-1-yl)ethyl]-5-chloro-2-ethoxy-6-methylphenyl]-N,N-dimethylpyridine-2-carboxamide (5.6 mg, 0.011 mmol, from Example 82, Step 2) was treated with sodium tetrahydroborate (0.5 mg, 0.01 mmol) in methanol (0.09 mL) at room temperature for 1 h. The mixture was purified on RP-HPLC (XBridge C18 column, eluting with a gradient of acetonitrile/water containing 0.05% TFA, at flow rate of 30 mL/min) to give the desired product as bis-TFA salt (2.5 mg, 45%). The product was isolated as a racemic mixture. LCMS calculated for $C_{25}H_{29}ClN_7O_3$ (M+H)⁺: m/z = 510.2; Found: 510.0.

Reference Example 84. 5-[3-(1-{4-Amino-3-[(methylamino)methyl]-1H-pyrazolo[3,4-d]pyrimidin-1-yl}ethyl)-5-chloro-2-ethoxy-6-methylphenyl]-N,N-dimethylpyridine-2-carboxamide tris(trifluoroacetate)

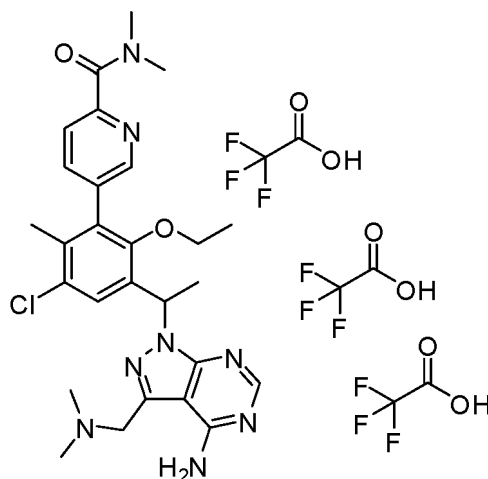
[0500]



[0501] To a solution of 5-[3-[1-(4-amino-3-formyl-1H-pyrazolo[3,4-d]pyrimidin-1-yl)ethyl]-5-chloro-2-ethoxy-6-methylphenyl]-N,N-dimethylpyridine-2-carboxamide (8.8 mg, 0.017 mmol, from Example 82, Step 2) in methanol (1 mL) was added 2.0 M methylamine in THF (43 μ L, 0.087 mmol). The mixture was stirred at room temperature overnight before the addition of sodium tetrahydroborate (1.3 mg, 0.035 mmol). The mixture was stirred at room temperature for 2 h, then diluted with MeOH and purified on RP-HPLC (XBridge C18 column, eluting with a gradient of acetonitrile/water containing 0.05% TFA, at flow rate of 30 mL/min) to give the desired product as TFA salt (4.2 mg, 48%). The product was isolated as a racemic mixture. LCMS calculated for $C_{26}H_{32}ClN_8O_2$ (M+H)⁺: m/z = 523.2; Found: 523.0

Reference Example 85. 5-[3-(1-{4-Amino-3-[(dimethylamino)methyl]-1H-pyrazolo[3,4-d]pyrimidin-1-yl}ethyl)-5-chloro-2-ethoxy-6-methylphenyl]-N,N-dimethylpyridine-2-carboxamide tris(trifluoroacetate)

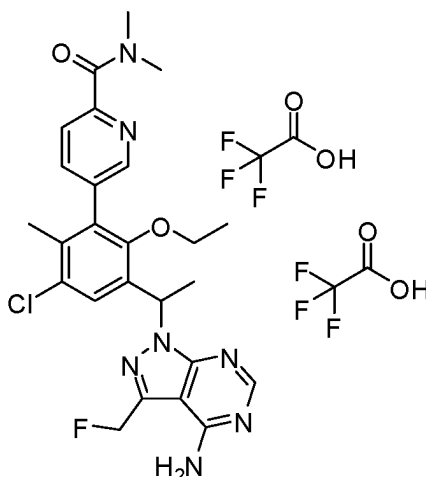
[0502]



[0503] This compound was prepared using procedures analogous to Example 84, with 2.0 dimethylamine in THF replacing 2.0 M methylamine in THF. The product was isolated as a racemic mixture. LCMS calculated for $C_{27}H_{34}ClN_8O_2$ ($M+H$)⁺: m/z = 537.2; Found: 537.1.

Reference Example 86. 5-(3-{1-[4-Amino-3-(fluoromethyl)-1H-pyrazolo[3,4-d]pyrimidin-1-yl]ethyl}-5-chloro-2-ethoxy-6-methylphenyl)-N,N-dimethylpyridine-2-carboxamide bis(trifluoroacetate)

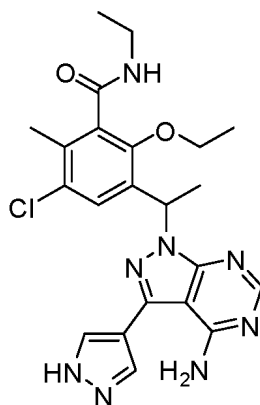
[0504]



[0505] To a solution of 5-(3-{1-[4-amino-3-(hydroxymethyl)-1H-pyrazolo[3,4-d]pyrimidin-1-yl]ethyl}-5-chloro-2-ethoxy-6-methylphenyl)-N,N-dimethylpyridine-2-carboxamide (22 mg, 0.043 mmol, from Example 83) in methylene chloride (0.1 mL) cooled at 0 °C was added slowly 2-methoxy-N-(2-methoxyethyl)-N-(trifluoro-λ(4)-sulfanyl)ethanamine (12 μL, 0.065 mmol). The mixture was stirred at room temperature for 4 h, diluted with MeOH and purified on RP-HPLC (XBridge C18 column, eluting with a gradient of acetonitrile/water containing 0.05% TFA, at flow rate of 30 mL/min) to give the desired product as TFA salt (3.9 mg, 18%). The product was isolated as a racemic mixture. LCMS calculated for $C_{25}H_{28}ClFN_7O_2$ ($M+H$)⁺: m/z = 512.2; Found: 512.0.

Reference Example 87. 3-{1-[4-Amino-3-(1H-pyrazol-4-yl)-1H-pyrazolo[3,4-d]pyrimidin-1-yl]ethyl}-5-chloro-2-ethoxy-N-ethyl-6-methylbenzamide

[0506]



Step 1. 1-(5-Chloro-2-ethoxy-4-methyl-3-vinylphenyl)ethanone

[0507] A mixture of 1-(5-chloro-2-ethoxy-3-iodo-4-methylphenyl)ethanone (1.1 g, 3.2 mmol, from Example 14, Step 1), 4,4,5,5-tetramethyl-2-vinyl-1,3,2-dioxaborolane (0.66 mL, 3.9 mmol), [1,1'-bis(diphenylphosphino)ferrocene]dichloropalladium(II), complex with dichloromethane (1:1) (0.26 g, 0.32 mmol) and potassium carbonate (1.3 g, 9.4 mmol) in 1,4-dioxane (10 mL)/water (5 mL) was degassed with N₂ and heated at 80 °C overnight. After cooling to room temperature, the reaction mixture was extracted with EtOAc. The combined organic layers were washed with brine, dried over MgSO₄, filtered, concentrated and purified on silica gel (eluting with 0 to 10% EtOAc in hexanes) to give the desired product (0.64 g, 82%). LCMS calculated for C₁₃H₁₆ClO₂ (M+H)⁺: m/z = 239.1; Found: 239.1.

Step 2. 1-[5-Chloro-3-(1,2-dihydroxyethyl)-2-ethoxy-4-methylphenyl]ethanone

[0508] To a solution of 1-(5-chloro-2-ethoxy-4-methyl-3-vinylphenyl)ethanone (0.59 g, 2.5 mmol) in *tert*-butyl alcohol (20 mL) was added *N*-methylmorpholine *N*-oxide (0.318 g, 2.72 mmol) and water (7.8 mL). To this solution was then added 4% osmium tetroxide (0.078 mL, 0.012 mmol). After 3 h, another equivalent of *N*-methylmorpholine *N*-oxide was added. The reaction was stirred for another 3 h. The solution was diluted with water, extracted with EtOAc. The combined organic layers were dried over MgSO₄ and concentrated to give the desired product (0.64 g, 95%). LCMS calculated for C₁₃H₁₇ClO₄Na (M+Na)⁺: m/z = 295.1; Found: 295.1.

Step 3. 3-Acetyl-5-chloro-2-ethoxy-6-methylbenzaldehyde

[0509] To a solution of 1-[5-chloro-3-(1,2-dihydroxyethyl)-2-ethoxy-4-methylphenyl]ethanone (0.64 g, 2.3 mmol) in tetrahydrofuran (18 mL) and water (11 mL) was added acetic acid (35 μL, 0.61 mmol) and sodium periodate (1.50 g, 7.04 mmol) at 0 °C. After stirring for 30 min, the reaction mixture was diluted with water, and extracted with EtOAc. The combined extracts were washed with brine, dried over MgSO₄, filtered and concentrated to give the desired product (0.58 g, 100%). LCMS calculated for C₁₂H₁₄ClO₃ (M+H)⁺: m/z = 241.1; Found: 241.1.

Step 4. 3-Acetyl-5-chloro-2-ethoxy-6-methylbenzoic acid

[0510] A solution of 3-acetyl-5-chloro-2-ethoxy-6-methylbenzaldehyde (0.58 g, 2.4 mmol) and sodium phosphate monobasic monohydrate (116 mg, 0.844 mmol) in acetonitrile (11.8 mL) and water (2.5 mL) was cooled in an ice bath. 30% Hydrogen peroxide (0.98 mL, 9.6 mmol) was added followed by solid sodium chlorite (0.545 g, 4.82 mmol). The mixture was stirred for 1 h. The mixture was diluted with 1 M HCl solution, and extracted with EtOAc. The combined organic layers were dried over MgSO₄, filtered and concentrated to give the desired product (0.67 g, 100%). LCMS calculated for C₁₂H₁₃ClO₄Na (M+Na)⁺: m/z = 279.1; Found: 279.0.

Step 5. 3-Acetyl-5-chloro-2-ethoxy-*N*-ethyl-6-methylbenzamide

[0511] To a solution of 3-acetyl-5-chloro-2-ethoxy-6-methylbenzoic acid (0.26 g, 1.0 mmol) in *N,N*-dimethylformamide (5 mL) was added benzotriazol-1-yloxytris(dimethylamino)phosphonium hexafluorophosphate (0.67 g, 1.5 mmol). After stirring for 10 min, *N,N*-diisopropylethylamine (0.35 mL, 2.0 mmol) and 2.0 M ethylamine in THF (2.5 mL, 5.1 mmol) was added. The resulting mixture was stirred at room temperature for 2 h. The reaction solution was diluted with water, and extracted with dichloromethane. The combined organic layers were concentrated and purified on silica gel column (eluting with 0% to 50% EtOAc in hexanes) to give the desired product (0.2 g, 70%). LCMS calculated for C₁₄H₁₉ClNO₃ (M+H)⁺:

$m/z = 284.1$; Found: 284.1.

Step 6. 3-Chloro-6-ethoxy-N-ethyl-5-(1-hydroxyethyl)-2-methylbenzamide

[0512] 3-Acetyl-5-chloro-2-ethoxy-N-ethyl-6-methylbenzamide (0.2 g, 0.7 mmol) was treated with sodium tetrahydroborate (0.032 g, 0.84 mmol) in methanol (6 mL) at room temperature for 1 h. The mixture was diluted with water, extracted with dichloromethane. The combined organic layers were dried over $MgSO_4$ and filtered, concentrated to give the desired product. LCMS calculated for $C_{14}H_{21}ClNO_3$ ($M+H$)⁺: $m/z = 286.1$; Found: 286.1.

Step 7. 3-Chloro-5-(1-chloroethyl)-6-ethoxy-N-ethyl-2-methylbenzamide

[0513] A mixture of cyanuric chloride (0.15 g, 0.84 mmol) and *N,N*-dimethylformamide (0.065 mL, 0.84 mmol) was stirred at room temperature for 10 min and then a solution of 3-chloro-6-ethoxy-N-ethyl-5-(1-hydroxyethyl)-2-methylbenzamide (0.16 g, 0.56 mmol) in methylene chloride (3.1 mL) was added and the reaction was stirred at room temperature overnight. The mixture was diluted with methylene chloride, washed with water, concentrated and purified on silica gel (eluting with 0 to 40% EtOAc in hexanes) to give the desired product (0.13 g, 76%). LCMS calculated for $C_{14}H_{20}Cl_2NO_2$ ($M+H$)⁺: $m/z = 304.1$; Found: 304.1.

Step 8. 3-[1-(4-Amino-3-iodo-1H-pyrazolo[3,4-d]pyrimidin-1-yl)ethyl]-5-chloro-2-ethoxy-N-ethyl-6-methylbenzamide

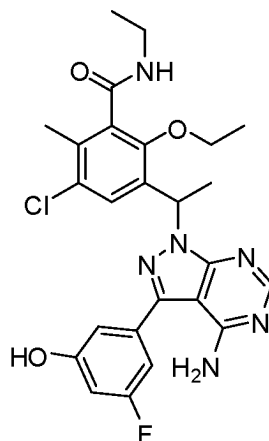
[0514] A mixture of 3-chloro-5-(1-chloroethyl)-6-ethoxy-N-ethyl-2-methylbenzamide (130 mg, 0.43 mmol), 3-iodo-1H-pyrazolo[3,4-d]pyrimidin-4-amine (120 mg, 0.47 mmol), cesium carbonate (210 mg, 0.64 mmol) and potassium iodide (7.1 mg, 0.043 mmol) in *N,N*-dimethylformamide (1 mL) was heated at 140 °C for 1 h. The mixture was diluted with ether, washed with water, and concentrated. The residue was purified on silica gel (eluting with 0 to 100% EtOAc in hexanes) to give the desired product (0.14 g, 62%). LCMS calculated for $C_{19}H_{23}ClIN_6O_2$ ($M+H$)⁺: $m/z = 529.1$; Found: 528.9.

Step 9. 3-[1-[4-Amino-3-(1H-pyrazol-4-yl)-1H-pyrazolo[3,4-d]pyrimidin-1-yl]ethyl]-5-chloro-2-ethoxy-N-ethyl-6-methylbenzamide

[0515] To a solution of 3-[1-(4-amino-3-iodo-1H-pyrazolo[3,4-d]pyrimidin-1-yl)ethyl]-5-chloro-2-ethoxy-N-ethyl-6-methylbenzamide (9.0 mg, 0.017 mmol), 4-(4,4,5,5-tetramethyl-1,3,2-dioxaborolan-2-yl)-1H-pyrazole (6.6 mg, 0.034 mmol), sodium carbonate (11 mg, 0.10 mmol) in *N,N*-dimethylformamide (0.1 mL)/water (51 μ L) under N_2 was added tetrakis(triphenylphosphine)palladium(0) (2.0 mg, 0.0017 mmol). The mixture was heated at 100 °C overnight. After cooling to room temperature, the mixture was filtered and purified on RP-HPLC (XBridge C18 column, eluting with a gradient of acetonitrile/water containing 0.1% ammonium hydroxide, at flow rate of 30 mL/min) to give the desired product (0.9 mg, 10%). The product was isolated as a racemic mixture. LCMS calculated for $C_{22}H_{26}ClN_8O_2$ ($M+H$)⁺: $m/z = 469.2$; Found: 469.0.

Reference Example 88. 3-[1-[4-Amino-3-(3-fluoro-5-hydroxyphenyl)-1H-pyrazolo[3,4-d]pyrimidin-1-yl]ethyl]-5-chloro-2-ethoxy-N-ethyl-6-methylbenzamide

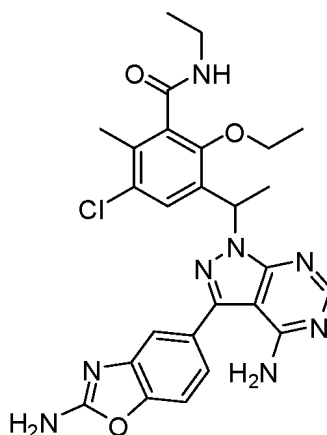
[0516]



[0517] This compound was prepared using procedures analogous to Example 87, Step 9 (racemic intermediate), with (3-fluoro-5-hydroxyphenyl)boronic acid replacing 4-(4,4,5,5-tetramethyl-1,3,2-dioxaborolan-2-yl)-1*H*-pyrazole. The product was isolated as a racemic mixture. LCMS calculated for $C_{25}H_{27}ClFN_6O_3$ (M+H)⁺: m/z = 513.2; Found: 513.0.

Reference Example 89. 3-{1-[4-Amino-3-(2-aminobenzo[d]oxazol-5-yl)-1*H*-pyrazolo[3,4-*d*]pyrimidin-1-yl]ethyl}-5-chloro-2-ethoxy-*N*-ethyl-6-methylbenzamide

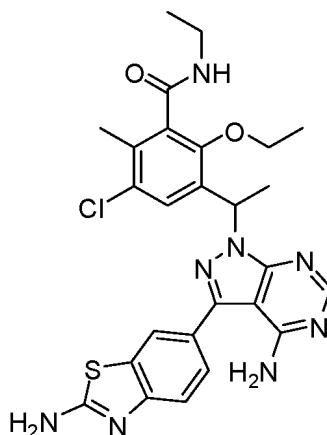
[0518]



[0519] This compound was prepared using procedures analogous to Example 87, Step 9 (racemic intermediate), with 5-(4,4,5,5-tetramethyl-1,3,2-dioxaborolan-2-yl)-1,3-benzoxazol-2-amine replacing 4-(4,4,5,5-tetramethyl-1,3,2-dioxaborolan-2-yl)-1*H*-pyrazole. The product was isolated as a racemic mixture. LCMS calculated for $C_{26}H_{28}ClN_8O_3$ (M+H)⁺: m/z = 535.2; Found: 535.0.

Reference Example 90. 3-{1-[4-Amino-3-(2-amino-1,3-benzothiazol-6-yl)-1*H*-pyrazolo[3,4-*d*]pyrimidin-1-yl]ethyl}-5-chloro-2-ethoxy-*N*-ethyl-6-methylbenzamide

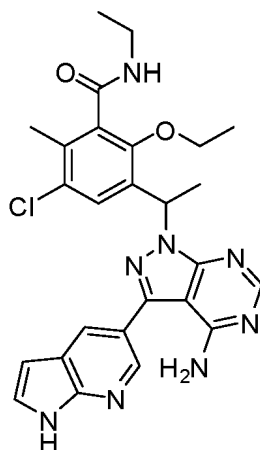
[0520]



[0521] This compound was prepared using procedures analogous to Example 87, Step 9 (racemic intermediate), with 6-(4,4,5,5-tetramethyl-1,3,2-dioxaborolan-2-yl)-1,3-benzothiazol-2-amine replacing 4-(4,4,5,5-tetramethyl-1,3,2-dioxaborolan-2-yl)-1*H*-pyrazole. The product was isolated as a racemic mixture. LCMS calculated for $C_{26}H_{28}ClN_8O_2S$ (M+H)⁺: m/z = 551.2; Found: 551.0.

Reference Example 91. 3-{1-[4-Amino-3-(1*H*-pyrrolo[2,3-*b*]pyridin-5-yl)-1*H*-pyrazolo[3,4-*d*]pyrimidin-1-yl]ethyl}-5-chloro-2-ethoxy-*N*-ethyl-6-methylbenzamide

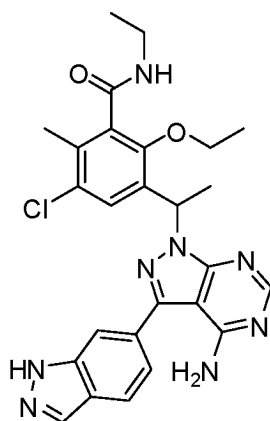
[0522]



[0523] This compound was prepared using procedures analogous to Example 87, Step 9 (racemic intermediate), with 5-(4,4,5,5-tetramethyl-1,3,2-dioxaborolan-2-yl)-1*H*-pyrrolo[2,3-*b*]pyridine replacing 4-(4,4,5,5-tetramethyl-1,3,2-dioxaborolan-2-yl)-1*H*-pyrazole. The product was isolated as a racemic mixture. LCMS calculated for $C_{26}H_{28}ClN_8O_2$ ($M+H$)⁺: m/z = 519.2; Found: 519.0.

Reference Example 92. 3-{1-[4-Amino-3-(1*H*-indazol-6-yl)-1*H*-pyrazolo[3,4-*d*]pyrimidin-1-yl]ethyl}-5-chloro-2-ethoxy-*N*-ethyl-6-methylbenzamide

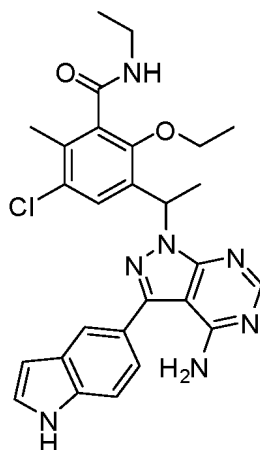
[0524]



[0525] This compound was prepared using procedures analogous to Example 87, Step 9 (racemic intermediate), with 6-(4,4,5,5-tetramethyl-1,3,2-dioxaborolan-2-yl)-1*H*-indazole replacing 4-(4,4,5,5-tetramethyl-1,3,2-dioxaborolan-2-yl)-1*H*-pyrazole. The product was isolated as a racemic mixture. LCMS calculated for $C_{26}H_{28}ClN_8O_2$ ($M+H$)⁺: m/z = 519.2; Found: 519.0.

Reference Example 93. 3-{1-[4-Amino-3-(1*H*-indol-5-yl)-1*H*-pyrazolo[3,4-*d*]pyrimidin-1-yl]ethyl}-5-chloro-2-ethoxy-*N*-ethyl-6-methylbenzamide

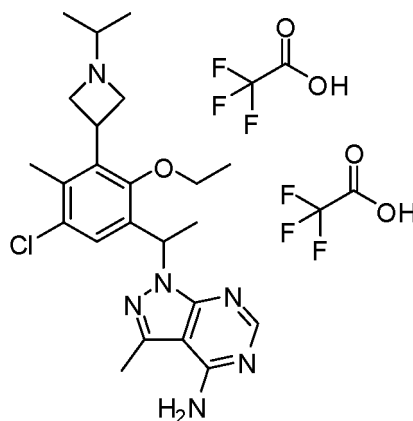
[0526]



[0527] This compound was prepared using procedures analogous to Example 87, Step 9 (racemic intermediate), with 5-(4,4,5,5-tetramethyl-1,3,2-dioxaborolan-2-yl)-1H-indole replacing 4-(4,4,5,5-tetramethyl-1,3,2-dioxaborolan-2-yl)-1H-pyrazole. The product was isolated as a racemic mixture. LCMS calculated for $C_{27}H_{29}ClN_7O_2$ ($M+H$)⁺: m/z = 518.2; Found: 518.0.

Reference Example 94. 1-{1-[5-Chloro-2-ethoxy-3-(1-isopropylazetidin-3-yl)-4-methylphenyl]ethyl}-3-methyl-1H-pyrazolo[3,4-d]pyrimidin-4-amine bis(trifluoroacetate)

[0528]



Step 1. Benzyl 3-{3-[1-(4-amino-3-methyl-1H-pyrazolo[3,4-d]pyrimidin-1-yl)ethyl]-5-chloro-2-ethoxy-6-methylphenyl}azetidine-1-carboxylate

[0529] A mixture of benzyl 3-[3-chloro-5-(1-chloroethyl)-6-ethoxy-2-methylphenyl]azetidine-1-carboxylate (0.375 g, 0.888 mmol, from Example 35, Step 3), 3-methyl-1H-pyrazolo[3,4-d]pyrimidin-4-amine (0.16 g, 1.1 mmol), cesium carbonate (0.43 g, 1.3 mmol) and potassium iodide (15 mg, 0.089 mmol) in N,N-dimethylformamide (2.8 mL) was heated at 140 °C for 1 h. The mixture was diluted with ether, and washed with water. The organic layers were concentrated and purified on silica gel (eluting with 0 to 100% EtOAc in hexanes) to give the desired product (0.24 g, 50%). LCMS calculated for $C_{28}H_{32}ClN_6O_3$ ($M+H$)⁺: m/z = 535.2; Found: 535.0. The enantiomers were separated on a Phenomenex Lux Cellulose C-2 column (5 μ M, 21.2 x 250 mm), eluting with 20% ethanol in hexanes, at flow rate of 18 mL/min, and column loading of ~4.5 mg/injection to separate two enantiomers. First peak retention time: 21.2 min; second peak retention time: 24.6 min.

Step 2. 1-[1-(3-Azetidin-3-yl-5-chloro-2-ethoxy-4-methylphenyl)ethyl]-3-methyl-1H-pyrazolo[3,4-d]pyrimidin-4-amine

[0530] Benzyl 3-{3-[1-(4-amino-3-methyl-1H-pyrazolo[3,4-d]pyrimidin-1-yl)ethyl]-5-chloro-2-ethoxy-6-methylphenyl}azetidine-1-carboxylate (170 mg, 0.32 mmol, racemic intermediate) and 5% palladium (80 mg) were combined in methanol (12 mL), to which was added 0.25 M hydrogen chloride in water (3.2 mL, 0.79 mmol). The suspension was

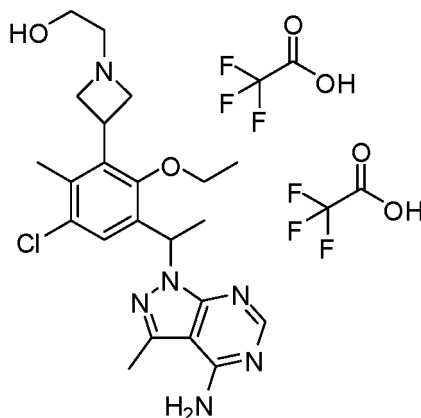
hydrogenated under balloon pressure of H₂ at room temperature for 2 h. The suspension was filtered. The filtrate was neutralized with sat. NaHCO₃ solution, and extracted with dichloromethane. The combined organic layers were dried over MgSO₄ and filtered, concentrated to give the desired product (117 mg, 92%). LCMS calculated for C₂₀H₂₆ClN₆O (M+H)⁺: m/z = 401.2; Found: 401.1.

Step 3. 1-{1-[5-Chloro-2-ethoxy-3-(1-isopropylazetidin-3-yl)-4-methylphenyl]ethyl}-3-methyl-1H-pyrazolo[3,4-d]pyrimidin-4-amine bis(trifluoroacetate)

[0531] Acetone (9.3 μL, 0.13 mmol) was added to 1-[1-(3-azetidin-3-yl-5-chloro-2-ethoxy-4-methylphenyl)ethyl]-3-methyl-1H-pyrazolo[3,4-d]pyrimidin-4-amine (10.2 mg, 0.0254 mmol) in methanol (0.1 mL)/tetrahydrofuran (0.1 mL)/acetonitrile (0.1 mL) and the mixture was stirred at room temperature for 10 min, before the addition of sodium triacetoxyborohydride (16 mg, 0.076 mmol). The reaction mixture was stirred at room temperature for 4 h and then purified on RP-HPLC (XBridge C18 column, eluting with a gradient of acetonitrile/water containing 0.05% TFA, at flow rate of 30 mL/min) to give the desired product as TFA salt (2.3 mg, 22%). The product was isolated as a single enantiomer. LCMS calculated for C₂₃H₃₂ClN₆O (M+H)⁺: m/z = 443.2; Found: 443.1.

Reference Example 95. 2-(3-{3-[1-(4-Amino-3-methyl-1H-pyrazolo[3,4-d]pyrimidin-1-yl)ethyl]-5-chloro-2-ethoxy-6-methylphenyl}azetidin-1-yl)ethanol bis(trifluoroacetate)

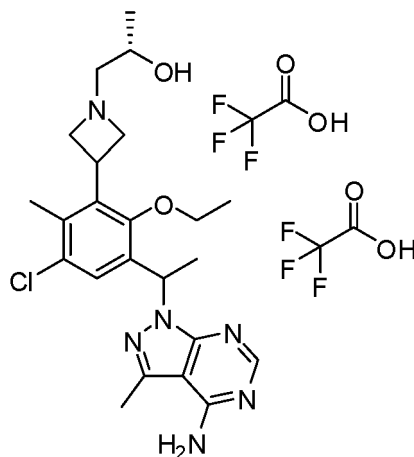
[0532]



[0533] To a mixture of 1-[1-(3-azetidin-3-yl-5-chloro-2-ethoxy-4-methylphenyl)ethyl]-3-methyl-1H-pyrazolo[3,4-d]pyrimidin-4-amine (7.9 mg, 0.020 mmol, racemic intermediate from Example 94, Step 2) in tetrahydrofuran (0.09 mL)/acetonitrile (0.09 mL)/methanol (0.09 mL) was added {[*tert*-butyl(dimethyl)silyl]oxy}acetaldehyde (19 μL, 0.098 mmol) and the mixture was stirred for 10 min before the addition of sodium triacetoxyborohydride (12 mg, 0.059 mmol). The resulting mixture was stirred at room temperature for 4 h, then treated with 6.0 M hydrogen chloride in water (30 μL, 0.2 mmol) for 10 min. The mixture was purified on RP-HPLC (XBridge C18 column, eluting with a gradient of acetonitrile/water containing 0.05% TFA, at flow rate of 30 mL/min) to give the desired product as TFA salt (3.2 mg, 40%). The product was isolated as a racemic mixture. LCMS calculated for C₂₂H₃₀ClN₆O₂ (M+H)⁺: m/z = 445.2; Found: 445.1.

Reference Example 96. (2*S*)-1-(3-{3-[1-(4-Amino-3-methyl-1H-pyrazolo[3,4-d]pyrimidin-1-yl)ethyl]-5-chloro-2-ethoxy-6-methylphenyl}azetidin-1-yl)propan-2-ol bis(trifluoroacetate)

[0534]



Step 1. Benzyl 3-{3-[1-(4-amino-3-methyl-1H-pyrazolo[3,4-d]pyrimidin-1-yl)ethyl]-5-chloro-2-ethoxy-6-methylphenyl}azetidine-1-carboxylate

[0535] The enantiomers from Example 94, Step 1 were separated on a Phenomenex Lux Cellulose C-2 column (5 μ M, 21.2 x 250 mm), eluting with 20% ethanol in hexanes, at flow rate of 18 mL/min, and column loading of ~4.5 mg/injection to separate two enantiomers. First peak retention time: 21.2 min; second peak retention time: 24.6 min.

Step 2. 1-[1-(3-Azetidin-3-yl-5-chloro-2-ethoxy-4-methylphenyl)ethyl]-3-methyl-1H-pyrazolo[3,4-d]pyrimidin-4-amine

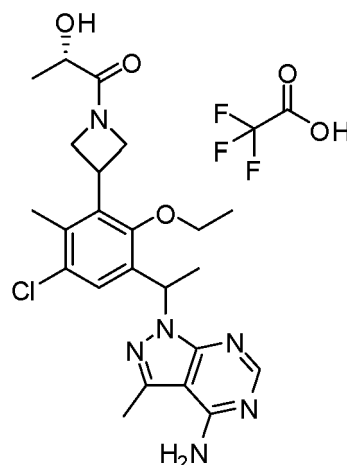
[0536] Benzyl 3-{3-[1-(4-amino-3-methyl-1H-pyrazolo[3,4-d]pyrimidin-1-yl)ethyl]-5-chloro-2-ethoxy-6-methylphenyl}azetidine-1-carboxylate (chiral intermediate from first peak of previous step) was hydrogenated in the presence of 5% palladium as described in Example 94, Step 2 to give the desired chiral product. LCMS calculated for $C_{20}H_{26}ClN_6O$ ($M+H$)⁺: m/z = 401.2; Found: 401.1.

Step 3. (2S)-1-(3-{3-[1-(4-Amino-3-methyl-1H-pyrazolo[3,4-d]pyrimidin-1-yl)ethyl]-5-chloro-2-ethoxy-6-methylphenyl}azetidin-1-yl)propan-2-ol bis(trifluoroacetate)

[0537] To a mixture of 1-[1-(3-azetidin-3-yl-5-chloro-2-ethoxy-4-methylphenyl)ethyl]-3-methyl-1H-pyrazolo[3,4-d]pyrimidin-4-amine (10 mg, 0.02 mmol, chiral intermediate from step 2) and triethylamine (9 μ L, 0.07 mmol) in isopropyl alcohol (0.05 mL) was added (S)-(-)-methyloxirane (4.5 μ L, 0.064 mmol). The resulting mixture was stirred at 90 °C overnight, cooled and purified on RP-HPLC (XBridge C18 column, eluting with a gradient of acetonitrile/water containing 0.05% TFA, at flow rate of 30 mL/min) to give the desired product as TFA salt (3.4 mg, 34%). The product was isolated as a single diastereomer. LCMS calculated for $C_{23}H_{32}ClN_6O_2$ ($M+H$)⁺: m/z = 459.2; Found: 459.1

Reference Example 99. (2S)-1-(3-{3-[1-(4-Amino-3-methyl-1H-pyrazolo[3,4-d]pyrimidin-1-yl)ethyl]-5-chloro-2-ethoxy-6-methylphenyl}azetidin-1-yl)-1-oxopropan-2-ol trifluoroacetate

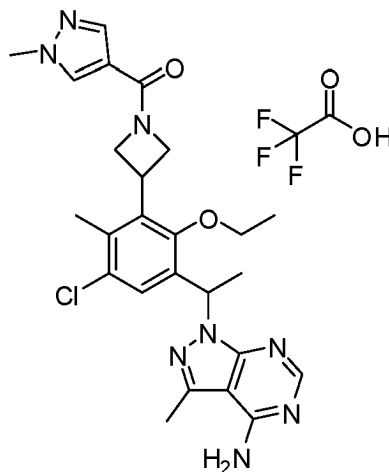
[0538]



[0539] To a mixture of 1-[1-(3-azetidin-3-yl-5-chloro-2-ethoxy-4-methylphenyl)ethyl]-3-methyl-1*H*-pyrazolo[3,4-*d*]pyrimidin-4-amine (9.8 mg, 0.024 mmol, racemic intermediate from Example 94, Step 2), *N,N,N',N'*-tetramethyl-*O*-(7-azabenzotriazol-1-yl)uronium hexafluorophosphate (14 mg, 0.037 mmol) and triethylamine (10 μ L, 0.073 mmol) in *N,N*-dimethylformamide (0.15 mL) was added 85% (2*S*)-2-hydroxypropanoic acid in water (3.2 μ L, 0.037 mmol). The resulting mixture was stirred for 2 h at room temperature. The mixture was purified on RP-HPLC (XBridge C18 column, eluting with a gradient of acetonitrile/water containing 0.05% TFA, at flow rate of 30 mL/min) to give the desired product as trifluoroacetic acid (TFA) salt (2.9 mg, 29%). The product was isolated as a racemic mixture. LCMS calculated for $C_{23}H_{30}ClN_6O_3$ ($M+H$)⁺: m/z = 473.2; Found: 473.1.

Reference Example 101. 1-[1-(5-Chloro-2-ethoxy-4-methyl-3-{1-[(1-methyl-1*H*-pyrazol-4-yl)carbonyl]azetidin-3-yl}phenyl)ethyl]-3-methyl-1*H*-pyrazolo[3,4-*d*]pyrimidin-4-amine trifluoroacetate

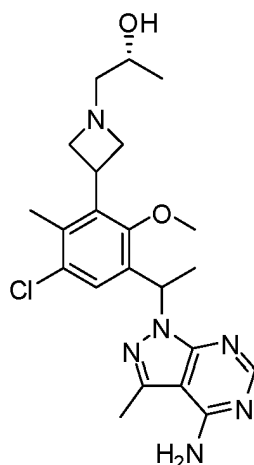
[0540]



[0541] To a mixture of 1-[1-(3-azetidin-3-yl-5-chloro-2-ethoxy-4-methylphenyl)ethyl]-3-methyl-1*H*-pyrazolo[3,4-*d*]pyrimidin-4-amine (9.6 mg, 0.024 mmol, racemic intermediate from Example 94, Step 2) and triethylamine (10 μ L, 0.072 mmol) in methylene chloride (0.2 mL) was added 1-methyl-1*H*-pyrazole-4-carbonyl chloride (5.2 mg, 0.036 mmol). The mixture was stirred at room temperature for 4 h, and evaporated to dry under reduced pressure. The resultant residue was diluted with MeOH and purified on RP-HPLC (XBridge C18 column, eluting with a gradient of acetonitrile/water containing 0.05% TFA, at flow rate of 30 mL/min) to give the desired product as TFA salt (1.3 mg, 13%). The product was isolated as a racemic mixture. LCMS calculated for $C_{25}H_{30}ClN_8O_2$ ($M+H$)⁺: m/z = 509.2; Found: 509.1.

Reference Example 102. (2*S*)-1-(3-{3-[1-(4-Amino-3-methyl-1*H*-pyrazolo[3,4-*d*]pyrimidin-1-yl)ethyl]-5-chloro-2-methoxy-6-methylphenyl}azetidin-1-yl)propan-2-ol

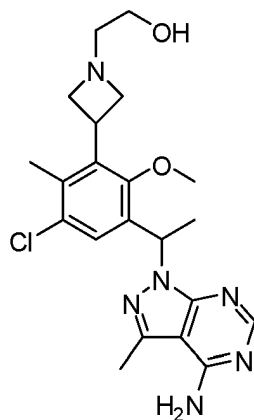
[0542]



[0543] To a mixture of 1-[1-(3-azetidin-3-yl-5-chloro-2-methoxy-4-methylphenyl)ethyl]-3-methyl-1H-pyrazolo[3,4-d]pyrimidin-4-amine dihydrochloride (21 mg, 0.046 mmol) (Example 1, step 7, chiral intermediate from peak 1) and triethylamine (20 μ L, 0.1 mmol) in isopropyl alcohol (0.10 mL) was added (S)-(-)-methyloxirane (3.2 μ L, 0.046 mmol). The resulting mixture was stirred at 90 °C. After 90 min, additional (S)-(-)-methyloxirane (6.4 μ L) was added and stirred at 90 °C overnight. After cooling, the mixture was diluted with methanol and purified using RP-HPLC (XBridge C18 column, eluting with a gradient of acetonitrile/water containing 0.1% ammonium hydroxide, at flow rate of 30 mL/min) to give 6 mg (30%) of the product. The product was isolated as a single diastereomer. LCMS calculated for $C_{22}H_{30}ClN_6O_2$ (M+H)⁺: m/z = 445.2; Found: 445.2.

Reference Example 104. 2-(3-[1-(4-Amino-3-methyl-1H-pyrazolo[3,4-d]pyrimidin-1-yl)ethyl]-5-chloro-2-methoxy-6-methylphenyl)azetidin-1-yl)ethanol

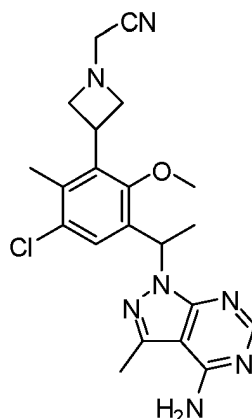
[0544]



[0545] To a mixture of 1-[1-(3-azetidin-3-yl-5-chloro-2-methoxy-4-methylphenyl)ethyl]-3-methyl-1H-pyrazolo[3,4-d]pyrimidin-4-amine dihydrochloride (20 mg, 0.04 mmol) (Example 1, step 7, chiral intermediate from peak 1), [[*tert*-butyl(dimethyl)silyl]oxy]acetaldehyde (8.3 mg, 0.048 mmol), and triethylamine (19 μ L, 0.14 mmol) in methylene chloride (0.3 mL) was added sodium triacetoxyborohydride resin (38 mg, 0.087 mmol). The resulting mixture was stirred overnight at room temperature. The mixture was filtered and concentrated. The crude product was dissolved in tetrahydrofuran (1 mL) and cooled to 0°C. 1.0 M Tetra-*n*-butylammonium fluoride in THF (0.44 mL, 0.44 mmol) was added and warmed to room temperature. After 3 h, the solvents were evaporated. The crude was purified using RP-HPLC (XBridge C18 column, eluting with a gradient of acetonitrile/water containing 0.1% ammonium hydroxide, at flow rate of 30 mL/min) to give 8.1 mg (40%) of the desired product. The product was isolated as a single enantiomer. LCMS calculated for $C_{21}H_{28}ClN_6O_2$ (M+H)⁺: m/z = 431.2; Found: 431.3.

Reference Example 105. (3-{3-[1-(4-Amino-3-methyl-1*H*-pyrazolo[3,4-*d*]pyrimidin-1-yl)ethyl]-5-chloro-2-methoxy-6-methylphenyl}azetidin-1-yl)acetonitrile

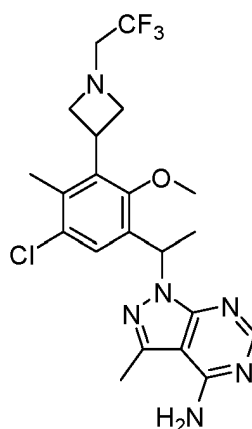
[0546]



[0547] To a mixture of 1-[1-(3-azetidin-3-yl-5-chloro-2-methoxy-4-methylphenyl)ethyl]-3-methyl-1*H*-pyrazolo[3,4-*d*]pyrimidin-4-amine dihydrochloride (16 mg, 0.035 mmol, chiral intermediate from peak 1 of Example 1, Step 7) and triethylamine (14 μ L, 0.10 mmol) in acetonitrile (0.7 mL) was added bromoacetonitrile (2.7 μ L, 0.038 mmol). The resulting mixture was stirred at room temperature for 2.5 h. The mixture was diluted with acetonitrile and purified by using RP-HPLC (XBridge C18 column, eluting with a gradient of acetonitrile/water containing 0.05% TFA, at flow rate of 30 mL/min) to give the desired product as the TFA salt. The pure fractions were partially evaporated and then made basic by the addition of 1 N NaOH. The aqueous mixture was extracted with dichloromethane (2x). The extracts were dried (MgSO₄), filtered, and concentrated. The solid was dried *in vacuo* to give 6.9 mg (46%) of the desired product. The product was isolated as a single enantiomer. LCMS calculated for C₂₁H₂₅ClN₇O (M+H)⁺: m/z = 426.2; Found: 426.0.

Reference Example 108. 1-(1-{5-Chloro-2-methoxy-4-methyl-3-[1-(2,2,2-trifluoroethyl)azetidin-3-yl]phenyl}ethyl)-3-methyl-1*H*-pyrazolo[3,4-*d*]pyrimidin-4-amine

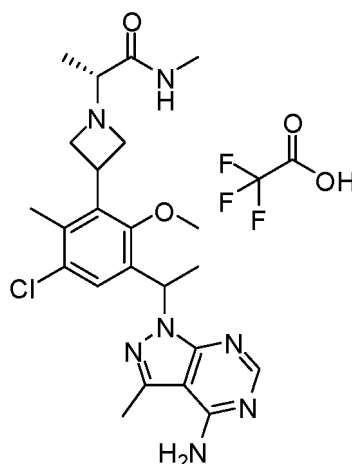
[0548]



[0549] A mixture of 1-[1-(3-azetidin-3-yl-5-chloro-2-methoxy-4-methylphenyl)ethyl]-3-methyl-1*H*-pyrazolo[3,4-*d*]pyrimidin-4-amine dihydrochloride (15 mg, 0.024 mmol, chiral intermediate from first peak of Example 1, step 7), 2,2,2-trifluoroethyl trifluoromethanesulfonate (6.8 mg, 0.029 mmol) and triethylamine (12 μ L, 0.085 mmol) in methylene chloride (0.3 mL) was stirred over a weekend at room temperature. The solvents were evaporated and the crude purified using RP-HPLC (XBridge C18 column, eluting with a gradient of acetonitrile/water containing 0.1% ammonium hydroxide, at flow rate of 30 mL/min) to give 4.5 mg (39%) of the desired product. The product was isolated as a single enantiomer. LCMS calculated for C₂₁H₂₅ClF₃N₆O (M+H)⁺: m/z = 469.2; Found: 469.1.

Reference Example 110. (2R)-2-(3-{3-[1-(4-Amino-3-methyl-1H-pyrazolo[3,4-d]pyrimidin-1-yl)ethyl]-5-chloro-2-methoxy-6-methylphenyl}azetidin-1-yl)-N-methylpropanamide trifluoroacetate

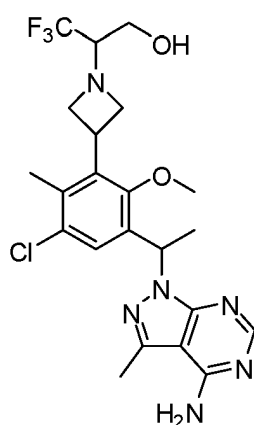
[0550]



[0551] A mixture of 1-[1-(3-azetidin-3-yl-5-chloro-2-methoxy-4-methylphenyl)ethyl]-3-methyl-1H-pyrazolo[3,4-d]pyrimidin-4-amine dihydrochloride (26 mg, 0.067 mmol, chiral intermediate from peak 1 of Example 1, Step 7), (2R)-2-bromopropanoic acid (7.3 μ L, 0.081 mmol) and triethylamine (19 μ L, 0.13 mmol) in acetonitrile (0.8 mL) was stirred overnight at room temperature. The reaction was not complete so it was heated to 50 °C. After 4 h, the solvents were evaporated. To the crude residue was added methylammonium chloride (4.5 mg, 0.067 mmol), *N,N*-dimethylformamide (0.2 mL), triethylamine (19 μ L, 0.13 mmol), and benzotriazol-1-yloxytris(dimethylamino)phosphonium hexafluorophosphate (45 mg, 0.10 mmol). The resulting mixture was stirred overnight at room temperature. The reaction mixture was added to a vial containing sat. NaHCO_3 and extracted with EtOAc (2x). The organics were dried (MgSO_4), filtered, and concentrated. The crude was purified using RP-HPLC (XBridge C18 column, eluting with a gradient of acetonitrile/water containing 0.05% TFA, at flow rate of 30 mL/min) to give 1.4 mg (3.6%) of the desired product as the TFA salt. The product was isolated as a single diastereomer. LCMS calculated for $\text{C}_{23}\text{H}_{31}\text{ClN}_7\text{O}_2$ ($\text{M}+\text{H}$)⁺: m/z = 472.2; Found: 472.2.

Reference Example 113. 2-(3-{3-[1-(4-Amino-3-methyl-1H-pyrazolo[3,4-d]pyrimidin-1-yl)ethyl]-5-chloro-2-methoxy-6-methylphenyl}azetidin-1-yl)-3,3,3-trifluoropropan-1-ol

[0552]

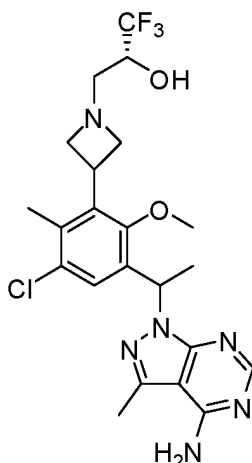


[0553] To a mixture of 1-[1-(3-azetidin-3-yl-5-chloro-2-methoxy-4-methylphenyl)ethyl]-3-methyl-1H-pyrazolo[3,4-d]pyrimidin-4-amine dihydrochloride (20 mg, 0.04 mmol, chiral intermediate from peak 1 of Example 1, step 7) and triethylamine (19 μ L, 0.13 mmol) in acetonitrile (0.6 mL) was added 2-bromo-3,3,3-trifluoropropan-1-ol (from Synquest Labs, 9.2 mg, 0.048 mmol). *N,N*-dimethylformamide (0.3 mL) was added, which created a clear solution that was stirred at 70 °C overnight. The mixture was diluted water and purified using RP-HPLC (XBridge C18 column, eluting with a gradient of acetonitrile/water containing 0.1% ammonium hydroxide, at flow rate of 30 mL/min) to give 6.6 mg (30%) of the desired

product. The product was isolated as a mixture of diastereomers. LCMS calculated for $C_{22}H_{27}ClF_3N_6O_2$ (M+H)⁺: m/z = 499.2; Found: 499.1.

Reference Example 115. (2*R*)-3-(3-{3-[1-(4-Amino-3-methyl-1*H*-pyrazolo[3,4-*d*]pyrimidin-1-yl)ethyl]-5-chloro-2-methoxy-6-methylphenyl}azetidin-1-yl)-1,1,1-trifluoropropan-2-ol

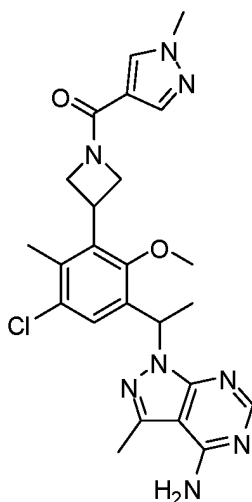
[0554]



[0555] A mixture of 1-[1-(3-azetidin-3-yl-5-chloro-2-methoxy-4-methylphenyl)ethyl]-3-methyl-1*H*-pyrazolo[3,4-*d*]pyrimidin-4-amine dihydrochloride (20 mg, 0.044 mmol, chiral intermediate from peak 1 of Example 1, Step 7), (2*R*)-2-(trifluoromethyl)oxirane (9.4 μ L, 0.11 mmol), and triethylamine (18 μ L, 0.13 mmol) in ethanol (0.3 mL) was heated in a microwave at 120 °C for 25 min. The mixture was diluted with MeOH and purified by RP-HPLC (XBridge C18 column, eluting with a gradient of acetonitrile/water containing 0.1% ammonium hydroxide, at flow rate of 30 mL/min) to give 6.2 mg (28%) of the desired product. The product was isolated as a single enantiomer. LCMS calculated for $C_{22}H_{27}ClF_3N_6O_2$ (M+H)⁺: m/z = 499.2; Found: 499.1.

Reference Example 117. 1-[1-(5-Chloro-2-methoxy-4-methyl-3-{1-[(1-methyl-1*H*-pyrazol-4-yl)carbonyl]azetidin-3-yl}phenyl)ethyl]-3-methyl-1*H*-pyrazolo[3,4-*d*]pyrimidin-4-amine

[0556]

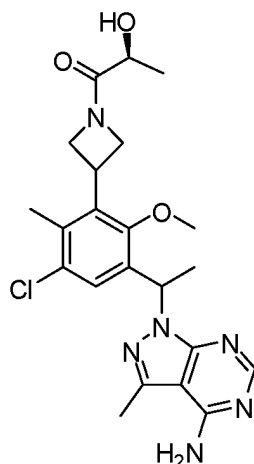


[0557] To a mixture of 1-[1-(3-azetidin-3-yl-5-chloro-2-methoxy-4-methylphenyl)ethyl]-3-methyl-1*H*-pyrazolo[3,4-*d*]pyrimidin-4-amine dihydrochloride (15 mg, 0.033 mmol) (chiral material, from Example 1, step 7, peak 1) and triethylamine (14 μ L, 0.098 mmol) in methylene chloride (0.2 mL) was added 1-methyl-1*H*-pyrazole-4-carbonyl chloride (from Maybridge, 6.1 mg, 0.042 mmol). The resulting mixture was stirred overnight at room temperature. The solvents were

evaporated and the crude material was purified using RP-HPLC (XBridge C18 column, eluting with a gradient of acetonitrile/water containing 0.1% ammonium hydroxide, at flow rate of 30 mL/min) to give 7.1 mg (44%) of the product. The product was isolated as a single enantiomer. LCMS calculated for $C_{24}H_{28}ClN_8O_2$ ($M+H$)⁺: m/z = 495.2; Found: 495.2.

Reference Example 118. (2S)-1-(3-{3-[1-(4-Amino-3-methyl-1H-pyrazolo[3,4-d]pyrimidin-1-yl)ethyl]-5-chloro-2-methoxy-6-methylphenyl}azetidin-1-yl)-1-oxopropan-2-ol

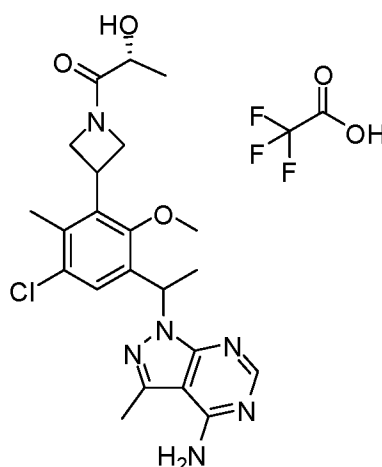
[0558]



[0559] To a mixture of 1-[1-(3-azetidin-3-yl-5-chloro-2-methoxy-4-methylphenyl)ethyl]-3-methyl-1H-pyrazolo[3,4-d]pyrimidin-4-amine dihydrochloride (15 mg, 0.033 mmol, chiral intermediate from Example 1, Step 7, peak 1), mixture of (2S)-2-hydroxypropanoic acid (4.3 μ L, 0.049 mmol) (L-lactic acid, 85% aq.) and triethylamine (14 μ L, 0.098 mmol) in *N,N*-dimethylformamide (0.2 mL) was added *N,N,N',N'*-tetramethyl-O-(7-azabenzotriazol-1-yl)uronium hexafluorophosphate (19 mg, 0.049 mmol). The resulting mixture was stirred overnight at room temperature. The mixture was diluted with MeOH and purified using RP-HPLC (XBridge C18 column, eluting with a gradient of acetonitrile/water containing 0.1% ammonium hydroxide, at flow rate of 30 mL/min) to give 3.0 mg (20%) of the desired product. The product was isolated as a single enantiomer. LCMS calculated for $C_{22}H_{28}ClN_6O_3$ ($M+H$)⁺: m/z = 459.2; Found: 459.2.

Reference Example 121. (2R)-1-(3-{3-[1-(4-Amino-3-methyl-1H-pyrazolo[3,4-d]pyrimidin-1-yl)ethyl]-5-chloro-2-methoxy-6-methylphenyl}azetidin-1-yl)-1-oxopropan-2-ol trifluoroacetate

[0560]

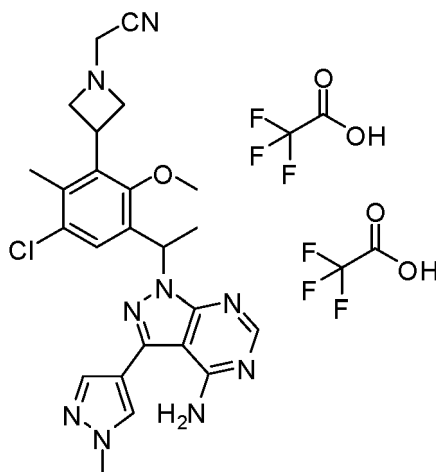


[0561] This compound was prepared using procedures analogous to those for Example 118 (starting from chiral material from Example 1, Step 7, peak 1), with (R)-2-hydroxypropanoic acid instead of (2S)-2-hydroxypropanoic acid (4.3 μ L, 0.049 mmol) and benzotriazol-1-yloxytris(dimethylamino)phosphonium hexafluorophosphate instead of *N,N,N',N'*-tetramethyl-

O-(7-azabenzotriazol-1-yl)uronium hexafluorophosphate. The crude was purified using RP-HPLC (XBridge C18 column, eluting with a gradient of acetonitrile/water containing 0.05% TFA, at flow rate of 30 mL/min) to give the desired product as the TFA salt. The product was isolated as a single enantiomer. LCMS calculated for $C_{22}H_{28}ClN_6O_3$ (M+H)⁺: m/z = 459.2; Found: 459.2.

Reference Example 125. [3-(3-{1-[4-Amino-3-(1-methyl-1H-pyrazol-4-yl)-1H-pyrazolo[3,4-d]pyrimidin-1-yl]ethyl}-5-chloro-2-methoxy-6-methylphenyl)azetidin-1-yl]acetonitrile bis(trifluoroacetate)

[0562]



Step 1. *tert*-Butyl 3-[3-[1-(4-amino-3-bromo-1H-pyrazolo[3,4-d]pyrimidin-1-yl)ethyl]-5-chloro-2-methoxy-6-methylphenyl]azetidine-1-carboxylate

[0563] To a mixture of *tert*-butyl 3-[3-chloro-5-(1-chloroethyl)-6-methoxy-2-methylphenyl]azetidine-1-carboxylate (1.0 g, 2.7 mmol) (from Example 1, Step 5, racemic intermediate) and 3-bromo-1H-pyrazolo[3,4-d]pyrimidin-4-amine (0.629 g, 2.94 mmol) in *N,N*-dimethylformamide (8 mL) was added potassium iodide (44 mg, 0.27 mmol) and cesium carbonate (1.30 g, 4.01 mmol). The resulting mixture was heated to 120 °C and stirred for 4 h. After cooling, water was added and stirred briefly before the solids were filtered. The resulting solids were washed with water, purified on silica gel (eluted with 0-10% MeOH in dichloromethane) to give 1.11 g (75%) of the desired product as a yellow gum. LCMS calculated for $C_{23}H_{29}BrClN_6O_3$ (M+H)⁺: m/z = 551.1; Found: 551.1.

Step 2. 1-[1-(3-Azetidin-3-yl-5-chloro-2-methoxy-4-methylphenyl)ethyl]-3-bromo-1H-pyrazolo[3,4-d]pyrimidin-4-amine

[0564] Trifluoroacetic acid (1.2 mL, 16 mmol) was added to a solution of *tert*-butyl 3-[3-[1-(4-amino-3-bromo-1H-pyrazolo[3,4-d]pyrimidin-1-yl)ethyl]-5-chloro-2-methoxy-6-methylphenyl]azetidine-1-carboxylate (224 mg, 0.407 mmol) in methylene chloride (2.5 mL) and stirred for 2 h at room temp. The mixture was diluted with dichloromethane and 1 N NaOH was added and stirred rapidly for a few minutes. The layers were separated and the aqueous extracted with dichloromethane. The combined organics were dried (MgSO₄), filtered, and concentrated. Drying *in vacuo* gave 163 mg (91%) of the freebase. LCMS calculated for $C_{18}H_{21}BrClN_6O$ (M+H)⁺: m/z = 451.1; Found: 451.0.

Step 3. (3-[3-[1-(4-Amino-3-bromo-1H-pyrazolo[3,4-d]pyrimidin-1-yl)ethyl]-5-chloro-2-methoxy-6-methylphenyl]azetidin-1-yl)acetonitrile

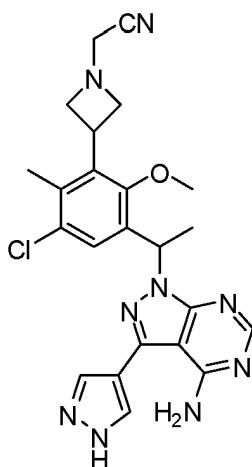
[0565] To a mixture of 1-[1-(3-azetidin-3-yl-5-chloro-2-methoxy-4-methylphenyl)ethyl]-3-bromo-1H-pyrazolo[3,4-d]pyrimidin-4-amine (100 mg, 0.2 mmol) and triethylamine (37 μ L, 0.27 mmol) in acetonitrile (3 mL) was added bromoacetonitrile (19 μ L, 0.27 mmol). The resulting mixture was stirred at room temp. After an hour, the reaction mixture was still cloudy with not all of the material in solution. Several drops of DMF were added which allowed for a clear solution. The mixture was stirred overnight at room temperature and then most of the solvents were evaporated. The resulting residue was purified on silica gel (eluted with 0-10% MeOH in dichloromethane) to give 29 mg (30%) of the desired product. LCMS calculated for $C_{20}H_{22}BrClN_7O$ (M+H)⁺: m/z = 490.1; Found: 490.1.

Step 4. [3-(3-{1-[4-Amino-3-(1-methyl-1H-pyrazol-4-yl)-1H-pyrazolo[3,4-d]pyrimidin-1-yl]ethyl}-5-chloro-2-methoxy-6-methylphenyl)azetidin-1-yl]acetonitrile bis(trifluoroacetate)

[0566] Into a microwave vial was added (3-{3-[1-(4-amino-3-bromo-1H-pyrazolo[3,4-d]pyrimidin-1-yl)ethyl]-5-chloro-2-methoxy-6-methylphenyl}azetidin-1-yl)acetonitrile (14 mg, 0.029 mmol), 1-methyl-4-(4,4,5,5-tetramethyl-1,3,2-dioxaborolan-2-yl)-1H-pyrazole (12 mg, 0.058 mmol), tetrakis(triphenylphosphine)palladium(0) (3.4 mg, 0.0029 mmol), *N,N*-dimethylformamide (0.15 mL), and 2.0 M sodium carbonate in water (73 μ L, 0.14 mmol). The vial was capped and heated at 100 °C for 3 h. The mixture was diluted with dichloromethane, filtered, and concentrated. The crude material was purified using RP-HPLC (XBridge C18 column, eluting with a gradient of acetonitrile/water containing 0.05% TFA, at flow rate of 30 mL/min) to give 4.6 mg (22%) of the product as the TFA salt. The product was isolated as a racemic mixture. LCMS calculated for $C_{24}H_{27}ClN_9O$ (M+H)⁺: *m/z* = 492.2; Found: 492.1.

Reference Example 126. [3-(3-{1-[4-Amino-3-(1H-pyrazol-4-yl)-1H-pyrazolo[3,4-d]pyrimidin-1-yl]ethyl}-5-chloro-2-methoxy-6-methylphenyl)azetidin-1-yl]acetonitrile

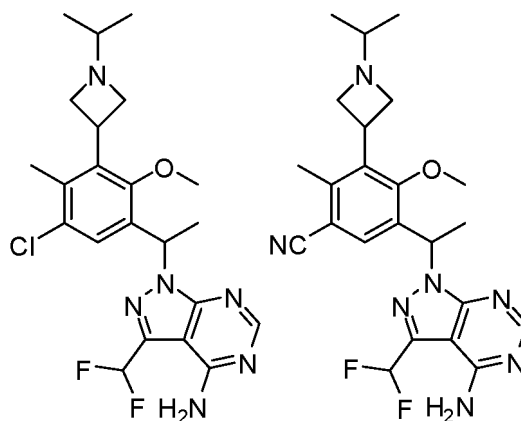
[0567]



[0568] Into a microwave vial was weighed 1-(1-ethoxyethyl)-4-(4,4,5,5-tetramethyl-1,3,2-dioxaborolan-2-yl)-1H-pyrazole (16 mg, 0.058 mmol) and tetrakis(triphenylphosphine)palladium(0) (3.4 mg, 0.0029 mmol). A solution of (3-{3-[1-(4-amino-3-bromo-1H-pyrazolo[3,4-d]pyrimidin-1-yl)ethyl]-5-chloro-2-methoxy-6-methylphenyl}azetidin-1-yl)acetonitrile (14 mg, 0.029 mmol, racemic intermediate from Example 125, Step 3) in *N,N*-dimethylformamide (0.25 mL) was added followed by 2.0 M sodium carbonate in water (73 μ L, 0.14 mmol). The resulting mixture was stirred at 120 °C for 5 h. The mixture was filtered and concentrated. To a mixture of the crude coupling product in tetrahydrofuran (0.3 mL) was added 3.0 M hydrochloric acid solution in water (100 μ L, 0.3 mmol) and stirred for 2 h at room temperature. The mixture was neutralized with sat. $NaHCO_3$ and extracted with dichloromethane. The organic was dried ($MgSO_4$), filtered, and concentrated. The crude was purified using RP-HPLC (XBridge C18 column, eluting with a gradient of acetonitrile/water containing 0.1% ammonium hydroxide, at flow rate of 30 mL/min) to give 1.0 mg (7.2% for 2 steps) of the desired product. The product was isolated as a racemic mixture. LCMS calculated for $C_{23}H_{25}ClN_9O$ (M+H)⁺: *m/z* = 478.2; Found: 478.1.

Reference Examples 127 and 128. 1-{1-[5-Chloro-3-(1-isopropylazetidin-3-yl)-2-methoxy-4-methylphenyl]ethyl}-3-(difluoromethyl)-1H-pyrazolo[3,4-d]pyrimidin-4-amine and 5-{1-[4-amino-3-(difluoromethyl)-1H-pyrazolo[3,4-d]pyrimidin-1-yl]ethyl}-3-(1-isopropylazetidin-3-yl)-4-methoxy-2-methylbenzonitrile

[0569]



Step 1. *tert*-Butyl 3-{3-[1-(4-amino-3-vinyl-1H-pyrazolo[3,4-d]pyrimidin-1-yl)ethyl]-5-chloro-2-methoxy-6-methylphenyl}azetidine-1-carboxylate

[0570] To a solution of *tert*-butyl 3-{3-[1-(4-amino-3-bromo-1H-pyrazolo[3,4-d]pyrimidin-1-yl)ethyl]-5-chloro-2-methoxy-6-methylphenyl}azetidine-1-carboxylate (1.1 g, 2.0 mmol, racemic intermediate from Example 125, Step 1) in *N,N*-dimethylformamide (10 mL) was added tetrakis(triphenylphosphine)palladium(0) (230 mg, 0.20 mmol) and 4,4,5,5-tetramethyl-2-vinyl-1,3,2-dioxaborolane (0.68 mL, 4.0 mmol). 2.0 M sodium carbonate in water (5.0 mL, 1.0 mmol) was added under N_2 and the mixture heated at 100 °C for 3 h then stirred at room temperature overnight. The reaction mixture was filtered through Celite, and washed with EtOAc. The filtrates were washed with water and brine, dried ($MgSO_4$), filtered, and concentrated. The crude material was purified on silica gel (eluted with 40-100% ethyl acetate in hexanes) to give 0.75 g (75%) of the desired product. LCMS calculated for $C_{25}H_{32}ClN_6O_3$ ($M+H$)⁺: m/z = 499.2; Found: 499.0 ($M+H$)⁺; 1H NMR (300 MHz, $CDCl_3$): δ 8.30 (s, 1H), 7.50-7.40 (m, 1H), 6.99 (dd, J = 17.7, 11.3 Hz, 1H), 6.44 (q, J = 7.0 Hz, 1H), 5.95 (dd, J = 17.7, 1.3 Hz, 1H), 5.83 (br s, 1H), 5.65 (dd, J = 11.3, 1.3 Hz, 1H), 4.39-3.96 (m, 4H), 3.63 (d, J = 6.7 Hz, 3H), 2.99-2.78 (m, 1H), 2.22 (s, 4H), 1.84 (d, J = 7.1 Hz, 3H), 1.43 (s, 9H).

Step 2. *tert*-Butyl 3-{3-[1-(4-amino-3-(1,2-dihydroxyethyl)-1H-pyrazolo[3,4-d]pyrimidin-1-yl)ethyl]-5-chloro-2-methoxy-6-methylphenyl}azetidine-1-carboxylate

[0571] To a suspension of *tert*-butyl 3-{3-[1-(4-amino-3-vinyl-1H-pyrazolo[3,4-d]pyrimidin-1-yl)ethyl]-5-chloro-2-methoxy-6-methylphenyl}azetidine-1-carboxylate (0.87 g, 1.7 mmol) in *tert*-butyl alcohol (11 mL) was added *N*-methylmorpholine *N*-oxide (225 mg, 1.92 mmol), water (5.5 mL), and osmium tetroxide (26 mg, 0.10 mmol). The resulting mixture was stirred overnight at room temp. Water was added to the reaction followed by EtOAc. The layers were separated and the aqueous extracted with EtOAc. The combined organics were washed with brine, dried (Na_2SO_4), filtered, and concentrated to give 0.93 g of the crude product. LCMS calculated for $C_{25}H_{34}ClN_6O_5$ ($M+H$)⁺: m/z = 533.2; Found: 533.2.

Step 3. *tert*-Butyl 3-{3-[1-(4-amino-3-formyl-1H-pyrazolo[3,4-d]pyrimidin-1-yl)ethyl]-5-chloro-2-methoxy-6-methylphenyl}azetidine-1-carboxylate

[0572] To a solution of *tert*-butyl 3-{3-[1-(4-amino-3-(1,2-dihydroxyethyl)-1H-pyrazolo[3,4-d]pyrimidin-1-yl)ethyl]-5-chloro-2-methoxy-6-methylphenyl}azetidine-1-carboxylate (0.93 g, 1.7 mmol) in tetrahydrofuran (13 mL) and water (8 mL) was added acetic acid (26 μ L, 0.45 mmol) and sodium periodate (1.12 g, 5.23 mmol) at 0 °C. After stirring for 3 h with only slight warming, the reaction was not yet complete so it was placed in the refrigerator overnight. Water was added to the reaction and extracted with dichloromethane (3x). The combined extracts were washed with brine, dried (Na_2SO_4), filtered, and concentrated. The crude was purified on silica gel (eluted with 40-85% ethyl acetate in hexanes) to give 0.47 g (54%) of the desired product. LCMS calculated for $C_{24}H_{30}ClN_6O_4$ ($M+H$)⁺: m/z = 501.2; Found: 501.3. 1H NMR (300 MHz, $CDCl_3$): δ 10.05 (s, 1H), 8.37 (s, 1H), 7.39 (s, 1H), 6.55 (q, J = 7.1 Hz, 1H), 5.89 (s, 1H), 4.42-3.95 (m, 6H), 3.67 (s, 3H), 2.25 (s, 3H), 1.90 (d, J = 7.1 Hz, 3H), 1.44 (s, 9H) ppm.

Step 4. *tert*-Butyl 3-{3-[1-(4-amino-3-(difluoromethyl)-1H-pyrazolo[3,4-d]pyrimidin-1-yl)ethyl]-5-chloro-2-methoxy-6-methylphenyl}azetidine-1-carboxylate

[0573] To a solution of *tert*-butyl 3-{3-[1-(4-amino-3-formyl-1H-pyrazolo[3,4-d]pyrimidin-1-yl)ethyl]-5-chloro-2-methoxy-6-methylphenyl}azetidine-1-carboxylate (0.96 g, 1.9 mmol) in methylene chloride (10 mL) stirring at 0 °C was added

diethylaminosulfur trifluoride (0.63 mL, 4.8 mmol). The mixture was stirred at 0 °C for a few minutes then warmed to room temp and stirred for 2.5 h. Water and dichloromethane were added and the layers separated. The organic layer was washed with brine, dried (MgSO₄), filtered and concentrated. The crude was purified on silica gel (eluted with 0-5% MeOH in dichloromethane) to give the desired product. LCMS calculated for C₂₄H₃₀ClF₂N₆O₃ (M+H)⁺: m/z = 523.2; Found: 523.2.

Step 5. 1-[1-(3-Azetidin-3-yl-5-chloro-2-methoxy-4-methylphenyl)ethyl]-3-(difluoromethyl)-1H-pyrazolo[3,4-d]pyrimidin-4-amine dihydrochloride

[0574] To a mixture of *tert*-butyl 3-(3-{1-[4-amino-3-(difluoromethyl)-1H-pyrazolo[3,4-d]pyrimidin-1-yl]ethyl}-5-chloro-2-methoxy-6-methylphenyl)azetidine-1-carboxylate (30 mg, 0.057 mmol) in dichloromethane (0.2 mL) was added 4.0 M hydrogen chloride in 1,4-dioxane (0.10 mL, 0.40 mmol). The resulting mixture was stirred for 3 h at room temperature and then concentrated. The residue was dried *in vacuo* to give 27 mg (100%) of the product as a salt. LCMS calculated for C₁₉H₂₂ClF₂N₆O (M+H)⁺: m/z = 423.1; Found: 423.0.

Step 6. 1-[1-[5-Chloro-3-(1-isopropylazetidin-3-yl)-2-methoxy-4-methylphenyl]ethyl]-3-(difluoromethyl)-1H-pyrazolo[3,4-d]pyrimidin-4-amine

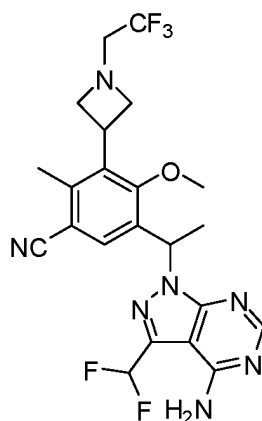
[0575] To a mixture of 1-[1-(3-azetidin-3-yl-5-chloro-2-methoxy-4-methylphenyl)ethyl]-3-(difluoromethyl)-1H-pyrazolo[3,4-d]pyrimidin-4-amine dihydrochloride (27 mg, 0.054 mmol), acetone (4.4 μL, 0.060 mmol), and triethylamine (23.5 μL, 0.169 mmol) in methylene chloride (0.4 mL) was added sodium triacetoxyborohydride resin (47 mg, 0.11 mmol). The resulting mixture was stirred for 2 h at room temperature. The mixture was filtered and concentrated and dried *in vacuo* to give 22 mg of the crude the product which will be used without purification. LCMS calculated for C₂₂H₂₈ClF₂N₆O (M+H)⁺: m/z = 465.2; Found: 465.1.

Step 7. 5-{1-[4-Amino-3-(difluoromethyl)-1H-pyrazolo[3,4-d]pyrimidin-1-yl]ethyl}-3-(1-isopropylazetidin-3-yl)-4-methoxy-2-methylbenzonitrile

[0576] 0.5 mL of the preformed catalyst (from Example 40) was added to a mixture of 1-[1-[5-chloro-3-(1-isopropylazetidin-3-yl)-2-methoxy-4-methylphenyl]ethyl]-3-(difluoromethyl)-1H-pyrazolo[3,4-d]pyrimidin-4-amine (22 mg, 0.047 mmol), zinc (1.3 mg, 0.021 mmol) and zinc cyanide (5.6 mg, 0.047 mmol) in *N,N*-dimethylacetamide (0.7 mL). The mixture was flushed with N₂ and heated at 120 °C overnight. The reaction was about 50% complete and was stopped there so that both compounds could be isolated. The reaction mixture was filtered, washing with dichloromethane, and concentrated. The crude was purified using RP-HPLC (XBridge C18 column, eluting with a gradient of acetonitrile/water containing 0.1% ammonium hydroxide, at flow rate of 30 mL/min) to give both title compounds. The products were isolated as a racemic mixture. Example 126: Yield = 6.6 mg (30%); LCMS calculated for C₂₂H₂₈ClF₂N₆O (M+H)⁺: m/z = 465.2; Found: 465.2; Example 127: Yield = 3.0 mg (14%); LCMS calculated for C₂₃H₂₈F₂N₇O (M+H)⁺: m/z = 456.2; Found: 456.2.

Reference Example 129. 5-{1-[4-Amino-3-(difluoromethyl)-1H-pyrazolo[3,4-d]pyrimidin-1-yl]ethyl}-4-methoxy-2-methyl-3-[1-(2,2,2-trifluoroethyl)azetidin-3-yl]benzonitrile

[0577]



Step 1. *tert*-Butyl 3-(3-{1-[4-amino-3-(difluoromethyl)-1*H*-pyrazolo[3,4-*d*]pyrimidin-1-yl]ethyl}-5-cyano-2-methoxy-6-methylphenyl)azetidine-1-carboxylate

[0578] Zinc (11 mg, 0.17 mmol) and bis(*tri*-*t*-butylphosphine)palladium (71 mg, 0.14 mmol) were weighed into a microwave vial then a solution of *tert*-butyl 3-(3-{1-[4-amino-3-(difluoromethyl)-1*H*-pyrazolo[3,4-*d*]pyrimidin-1-yl]ethyl}-5-chloro-2-methoxy-6-methylphenyl)azetidine-1-carboxylate (182 mg, 0.348 mmol, racemic intermediate from Examples 127/128, step 4) in *N*-methylpyrrolidinone (2.0 mL) was added. The mixture was degassed with N₂ for a few minutes before adding zinc cyanide (82 mg, 0.70 mmol). The resulting mixture was stirred at 130 °C for 3 h. After cooling, the mixture was filtered through a pad of Celite and concentrated. The crude was purified on silica gel, eluted with 0-5% MeOH in dichloromethane. The product eluted right away, along with NMP. The fractions were combined and concentrated then taken up in EtOAc and washed with brine (3x). The organic was dried, filtered, and concentrated to give 0.17 g (96%) of the desired product. LCMS calculated for C₂₅H₃₀F₂N₇O₃ (M+H)⁺: m/z = 514.2; Found: 514.1.

Step 2. 5-{1-[4-Amino-3-(difluoromethyl)-1*H*-pyrazolo[3,4-*d*]pyrimidin-1-yl]ethyl}-3-azetidin-3-yl-4-methoxy-2-methylbenzonitrile dihydrochloride

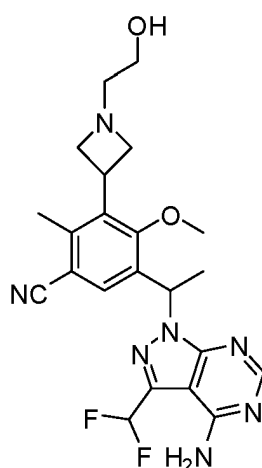
[0579] To a solution of *tert*-butyl 3-(3-{1-[4-amino-3-(difluoromethyl)-1*H*-pyrazolo[3,4-*d*]pyrimidin-1-yl]ethyl}-5-cyano-2-methoxy-6-methylphenyl)azetidine-1-carboxylate (0.20 g, 0.39 mmol) in methylene chloride (5 mL) was added 4.0 M hydrogen chloride in 1,4-dioxane (0.60 mL, 2.4 mmol). The resulting mixture was stirred at room temp for 3.5 h. The solvents were evaporated and the residue dried *in vacuo* to give 0.23 g of the product as the HCl salt. LCMS calculated for C₂₀H₂₂F₂N₇O (M+H)⁺: m/z = 414.2; Found: 414.1.

Step 3. 5-{1-[4-Amino-3-(difluoromethyl)-1*H*-pyrazolo[3,4-*d*]pyrimidin-1-yl]ethyl}-4-methoxy-2-methyl-3-[1-(2, 2, 2-trifluoroethyl)azetidin-3-yl]benzonitrile

[0580] To a mixture of 5-{1-[4-amino-3-(difluoromethyl)-1*H*-pyrazolo[3,4-*d*]pyrimidin-1-yl]ethyl}-3-azetidin-3-yl-4-methoxy-2-methylbenzonitrile dihydrochloride (20 mg, 0.04 mmol) and triethylamine (20 μL, 0.14 mmol) in methylene chloride (0.3 mL) was added 2,2,2-trifluoroethyl trifluoromethanesulfonate (11 mg, 0.049 mmol). The resulting mixture was stirred at 40 °C for 3 h. The solvents were evaporated and the crude material purified using RP-HPLC (XBridge C18 column, eluting with a gradient of acetonitrile/water containing 0.1% ammonium hydroxide, at flow rate of 30 mL/min) to give 3.4 mg (20%) of the desired product. The product was isolated as a racemic mixture. LCMS calculated for C₂₂H₂₃F₅N₇O (M+H)⁺: m/z = 496.2; Found: 496.1.

Reference Example 130. 5-{1-[4-Amino-3-(difluoromethyl)-1*H*-pyrazolo[3,4-*d*]pyrimidin-1-yl]ethyl}-3-[1-(2-hydroxyethyl)azetidin-3-yl]-4-methoxy-2-methylbenzonitrile

[0581]

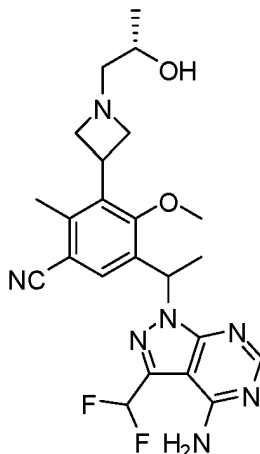


[0582] To a mixture of 5-{1-[4-amino-3-(difluoromethyl)-1*H*-pyrazolo[3,4-*d*]pyrimidin-1-yl]ethyl}-3-azetidin-3-yl-4-methoxy-2-methylbenzonitrile dihydrochloride (20 mg, 0.04 mmol, Example 129, Step 2), {[*tert*-butyl(dimethyl)silyl]oxy}acetaldehyde (9.1 μL, 0.048 mmol), and triethylamine (19 μL, 0.14 mmol) in methylene chloride (0.3 mL) was added sodium triacetoxyborohydride resin (38 mg, 0.087 mmol). The resulting mixture was stirred at room temperature for 3 h.

The mixture was filtered and concentrated. The crude product was dissolved in tetrahydrofuran (1.0 mL) and 1.0 M tetra-n-butylammonium fluoride in THF (0.44 mL, 0.44 mmol) was added and stirred at room temperature. After 1.5 h, the solvents were evaporated. The crude residue was purified using RP-HPLC (XBridge C18 column, eluting with a gradient of acetonitrile/water containing 0.1% ammonium hydroxide, at flow rate of 30 mL/min) to give 4.1 mg (20%) of the desired product. The product was isolated as a racemic mixture. LCMS calculated for $C_{22}H_{26}F_2N_7O_2$ ($M+H$)⁺: m/z = 458.2; Found: 458.2.

Reference Example 131. 5-{1-[4-Amino-3-(difluoromethyl)-1H-pyrazolo[3,4-d]pyrimidin-1-yl]ethyl}-3-{1-[(2S)-2-hydroxypropyl]azetidin-3-yl}-4-methoxy-2-methylbenzonitrile

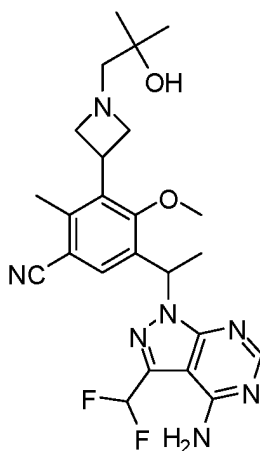
[0583]



[0584] To a mixture of 5-{1-[4-amino-3-(difluoromethyl)-1H-pyrazolo[3,4-d]pyrimidin-1-yl]ethyl}-3-azetidin-3-yl-4-methoxy-2-methylbenzonitrile dihydrochloride (20 mg, 0.04 mmol, racemic intermediate from Example 129, Step 2) and triethylamine (18 μ L, 0.13 mmol) in isopropyl alcohol (0.1 mL) was added (S)-(-)-methyloxirane (9.1 μ L, 0.13 mmol). The resulting mixture was stirred at 90 °C for 5 h. The crude mixture was purified using RP-HPLC (XBridge C18 column, eluting with a gradient of acetonitrile/water containing 0.1% ammonium hydroxide, at flow rate of 30 mL/min) to 2.5 mg (10%) of give the desired product. The product was isolated as a mixture of diastereomers. LCMS calculated for $C_{23}H_{28}F_2N_7O_2$ ($M+H$)⁺: m/z = 472.2; Found: 472.2.

Reference Example 133. 5-{1-[4-Amino-3-(difluoromethyl)-1H-pyrazolo[3,4-d]pyrimidin-1-yl]ethyl}-3-[1-(2-hydroxy-2-methylpropyl)azetidin-3-yl]-4-methoxy-2-methylbenzonitrile

[0585]

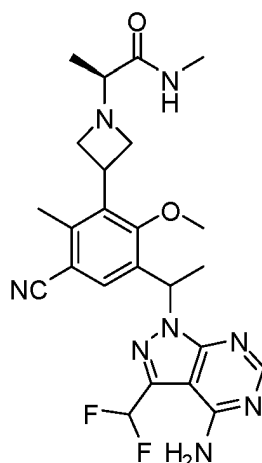


[0586] A mixture of 5-{1-[4-amino-3-(difluoromethyl)-1H-pyrazolo[3,4-d]pyrimidin-1-yl]ethyl}-3-azetidin-3-yl-4-methoxy-2-methylbenzonitrile dihydrochloride (21 mg, 0.043 mmol, racemic intermediate from Example 129, Step 2), oxirane,

2,2-dimethyl- (11 μ L, 0.13 mmol), *N,N*-diisopropylethylamine (19 μ L, 0.11 mmol) and ethanol (0.5 mL) was heated in a microwave at 120 °C for 30 min. The crude mixture was diluted with acetonitrile and purified using RP-HPLC (XBridge C18 column, eluting with a gradient of acetonitrile/water containing 0.1% ammonium hydroxide, at flow rate of 30 mL/min) to give 6.1 mg (29%) of the desired product. The product was isolated as a racemic mixture. LCMS calculated for $C_{24}H_{30}F_2N_7O_2$ (M+H)⁺: m/z = 486.2; Found: 486.2.

Reference Example 134. (2S)-2-[3-(3-11-[4-Amino-3-(difluoromethyl)-1H-pyrazolo[3,4-d]pyrimidin-1-yl]ethyl)-5-cyano-2-methoxy-6-methylphenyl]azetidin-1-yl]-N-methylpropanamide

[0587]



Step 1. (2S)-2-[3-(3-{1-[4-Amino-3-(difluoromethyl)-1H-pyrazolo[3,4-d]pyrimidin-1-yl]ethyl}-5-cyano-2-methoxy-6-methylphenyl)azetidin-1-yl]propanoic acid

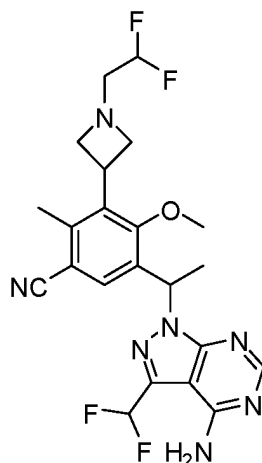
[0588] To a mixture of 5-{1-[4-amino-3-(difluoromethyl)-1H-pyrazolo[3,4-d]pyrimidin-1-yl]ethyl}-3-azetidin-3-yl-4-methoxy-2-methylbenzonitrile dihydrochloride (30 mg, 0.06 mmol, racemic intermediate from Example 129, step 2) and methyl (2S)-2-chloropropanoate (7.9 μ L, 0.074 mmol) in *N,N*-dimethylformamide (0.35 mL) was added potassium carbonate (26 mg, 0.19 mmol). The resulting mixture was stirred at 60 °C overnight. After cooling, water was added and extracted with EtOAc (3x). The combined extracts were dried (MgSO₄), filtered, and concentrated. To the crude residue was added methanol (0.3 mL), water (40 μ L, 2 mmol), and lithium hydroxide monohydrate (13 mg, 0.31 mmol). The resulting mixture was stirred at room temperature for 2.5 h. The mixture was concentrated and used as is for the next reaction. LCMS calculated for $C_{23}H_{26}F_2N_7O_3$ (M+H)⁺: m/z = 486.2; Found: 486.2.

Step 2. (2S)-2-[3-(3-{1-[4-Amino-3-(difluoromethyl)-1H-pyrazolo[3,4-d]pyrimidin-1-yl]ethyl}-5-cyano-2-methoxy-6-methylphenyl)azetidin-1-yl]-N-methylpropanamide

[0589] To a mixture of (2S)-2-[3-(3-{1-[4-amino-3-(difluoromethyl)-1H-pyrazolo[3,4-d]pyrimidin-1-yl]ethyl}-5-cyano-2-methoxy-6-methylphenyl)azetidin-1-yl]propanoic acid (30 mg, 0.06 mmol), methylammonium chloride (6.6 mg, 0.098 mmol) and triethylamine (18 μ L, 0.13 mmol) in *N,N*-dimethylformamide (0.3 mL) was added benzotriazol-1-yloxytris(dimethylamino)phosphonium hexafluorophosphate (43 mg, 0.098 mmol). The resulting mixture was stirred for 3 h at room temperature. The mixture was diluted with acetonitrile, filtered, and purified using RP-HPLC (XBridge C18 column, eluting with a gradient of acetonitrile/water containing 0.1% ammonium hydroxide, at flow rate of 30 mL/min) to give 4.7 mg (10%, 3 steps) of the desired product. The product was isolated as mixture of diastereomers. LCMS calculated for $C_{24}H_{29}F_2N_8O_2$ (M+H)⁺: m/z = 499.2; Found: 499.1.

Reference Example 136. 5-{1-[4-Amino-3-(difluoromethyl)-1H-pyrazolo[3,4-d]pyrimidin-1-yl]ethyl}-3-[1-(2,2-difluoroethyl)azetidin-3-yl]-4-methoxy-2-methylbenzonitrile

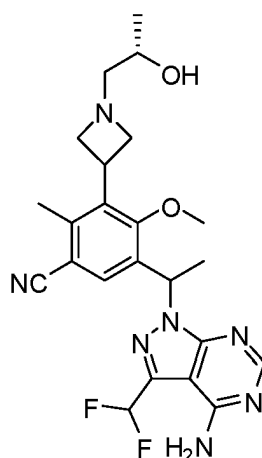
[0590]



[0591] A mixture of 5-{1-[4-amino-3-(difluoromethyl)-1H-pyrazolo[3,4-d]pyrimidin-1-yl]ethyl}-3-azetidin-3-yl-4-methoxy-2-methylbenzonitrile dihydrochloride (21 mg, 0.043 mmol, racemic intermediate from Example 129, Step 2), 2-bromo-1,1-difluoroethane (3.8 μ L, 0.048 mmol), and triethylamine (18 μ L, 0.13 mmol) in *N,N*-dimethylformamide (0.3 mL) was stirred overnight at 70 °C. The mixture was diluted with methanol (MeOH) and purified using RP-HPLC (XBridge C18 column, eluting with a gradient of acetonitrile/water containing 0.1% ammonium hydroxide, at flow rate of 30 mL/min) to give 3.3 mg (16%) of the desired product. The product was isolated as a racemic mixture. LCMS calculated for $C_{22}H_{24}F_4N_7O$ (M+H)⁺: m/z = 478.2; Found: 478.1.

Reference Example 137. 5-{1-[4-Amino-3-(difluoromethyl)-1H-pyrazolo[3,4-d]pyrimidin-1-yl]ethyl}-3-{1-[(2S)-2-hydroxypropyl]azetidin-3-yl}-4-methoxy-2-methylbenzonitrile

[0592]



Step 1. *tert*-Butyl 3-(3-{1-[4-amino-3-(difluoromethyl)-1H-pyrazolo[3,4-d]pyrimidin-1-yl]ethyl}-5-cyano-2-methoxy-6-methylphenyl)azetidine-1-carboxylate

[0593] This compound was prepared using procedures analogous to Example 129, step 1, with the exception that the product was purified using a Phenomenex Lux-Cellulose 1 column (21.1x250 mm, 5 micron particle size), eluting with 10% ethanol in hexanes at a flow rate of 18 mL/min, 5 mg/injection, to provide two enantiomers. For Peak 1: retention time: 1.12 min; LCMS calculated for $C_{25}H_{30}F_2N_7O_3$ (M+H)⁺: m/z = 514.2; Found: 514.1. Peak 2 retention time was 2.58 min.

Step 2. 5-{1-[4-Amino-3-(difluoromethyl)-1H-pyrazolo[3,4-d]pyrimidin-1-yl]ethyl}-3-azetidin-3-yl-4-methoxy-2-methylbenzonitrile dihydrochloride

[0594] This compound was prepared using procedures analogous to Example 128, step 2, with *tert*-butyl 3-(3-{1-[4-amino-3-(difluoromethyl)-1H-pyrazolo[3,4-d]pyrimidin-1-yl]ethyl}-5-cyano-2-methoxy-6-methylphenyl)azetidine-1-car-

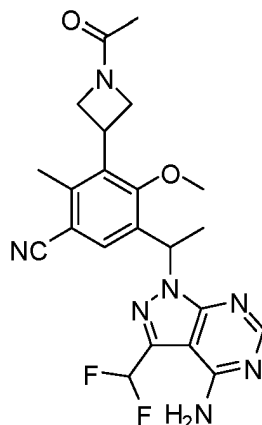
boxylate (peak 1 from step 1) instead of *tert*-butyl 3-(3-{1-[4-amino-3-(difluoromethyl)-1*H*-pyrazolo[3,4-*d*]pyrimidin-1-yl]ethyl}-5-cyano-2-methoxy-6-methylphenyl)azetidine-1-carboxylate. LCMS calculated for $C_{20}H_{22}F_2N_7O$ ($M+H$)⁺: m/z = 414.2; Found: 414.1.

Step 3. 5-{1-[4-Amino-3-(difluoromethyl)-1*H*-pyrazolo[3,4-*d*]pyrimidin-1-yl]ethyl}-3-{1-[(2*S*)-2-hydroxypropyl]azetidin-3-yl}-4-methoxy-2-methylbenzonitrile

[0595] To a mixture of 5-{1-[4-amino-3-(difluoromethyl)-1*H*-pyrazolo[3,4-*d*]pyrimidin-1-yl]ethyl}-3-azetidin-3-yl-4-methoxy-2-methylbenzonitrile dihydrochloride (25 mg, 0.051 mmol), (2*S*)-2-[[*tert*-butyl(diphenyl)silyl]oxy]propanal (18 mg, 0.057 mmol) and triethylamine (22 μ L, 0.15 mmol) in methylene chloride (0.3 mL) was added sodium triacetoxyborohydride resin (45 mg, 0.10 mmol). The mixture was stirred overnight then filtered and concentrated. To the residue was added tetrahydrofuran (1.0 mL) and 1.0 M tetra-*n*-butylammonium fluoride in THF (0.51 mL, 0.51 mmol). The resulting mixture was stirred overnight at room temp. The solvent was evaporated and the crude material was purified using RP-HPLC (XBridge C18 column, eluting with a gradient of acetonitrile/water containing 0.1% ammonium hydroxide, at flow rate of 30 mL/min) to give 1.6 mg (6.6%) of the desired product. The product was isolated as a single diastereomer. LCMS calculated for $C_{23}H_{28}F_2N_7O_2$ ($M+H$)⁺: m/z = 472.2; Found: 472.2.

Reference Example 138. 3-(1-Acetylazetidin-3-yl)-5-{1-[4-amino-3-(difluoromethyl)-1*H*-pyrazolo[3,4-*d*]pyrimidin-1-yl]ethyl}-4-methoxy-2-methylbenzonitrile

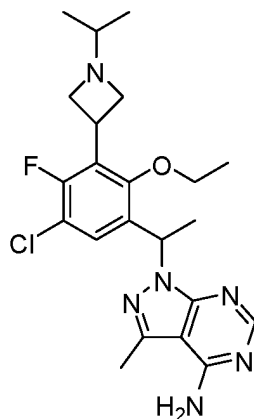
[0596]



[0597] A mixture of 5-{1-[4-amino-3-(difluoromethyl)-1*H*-pyrazolo[3,4-*d*]pyrimidin-1-yl]ethyl}-3-azetidin-3-yl-4-methoxy-2-methylbenzonitrile dihydrochloride (21 mg, 0.043 mmol, racemic intermediate from Example 129, Step 2), acetyl chloride (3.4 μ L, 0.048 mmol), and triethylamine (18 μ L, 0.13 mmol) in methylene chloride (0.3 mL) was stirred overnight at room temperature. The solvents were evaporated and the crude material was purified using RP-HPLC (XBridge C18 column, eluting with a gradient of acetonitrile/water containing 0.1% ammonium hydroxide, at flow rate of 30 mL/min) to give the desired product. The product was isolated as a racemic mixture. LCMS calculated for $C_{22}H_{24}F_2N_7O_2$ ($M+H$)⁺: m/z = 456.2; Found: 456.2.

Reference Example 139. Enantiomers of 1-{1-[5-Chloro-2-ethoxy-4-fluoro-3-(1-isopropylazetidin-3-yl)phenyl]ethyl}-3-methyl-1*H*-pyrazolo[3,4-*d*]pyrimidin-4-amine

[0598]



Step 1. 1-(5-Chloro-2-ethoxy-4-fluoro-3-iodophenyl)ethanone

[0599] This compound was prepared according to the procedure of Example 13 Step 3, using 1-(5-chloro-4-fluoro-2-hydroxy-3-iodophenyl)ethanone and iodoethane as the starting materials. LCMS calculated for $C_{10}H_{10}ClFIO_2$ ($M+H$)⁺: m/z = 342.9; Found: 342.9.

Step 2. *tert*-Butyl 3-(3-acetyl-5-chloro-2-ethoxy-6-fluorophenyl)azetidine-1-carboxylate

[0600] A round-bottom flask equipped with a magnetic stir bar and a rubber septum was charged with lithium chloride (3.9 g, 91 mmol). The flask was heated at 140 °C for 10 min under high vacuum and backfilled with nitrogen after cooling to room temperature. Zinc (6.0 g, 91 mmol) was added and the flask was heated at 140 °C for 10 min under high vacuum and backfilled with nitrogen after cooling to room temperature. Tetrahydrofuran (THF) (38 mL) and 1,2-dibromoethane (233 μ L, 2.70 mmol) were added via syringe. The mixture was heated at 60 °C for 10 min and then cooled to room temperature. Chlorotrimethylsilane (68 μ L, 0.54 mmol) and iodine (69 mg, 0.27 mmol) in THF (1 mL) were added and the resulting mixture was stirred at 60 °C for 10 min then cooled to room temperature. A solution of *tert*-butyl 3-iodoazetidine-1-carboxylate (12.17 g, 42.99 mmol) in THF (10 mL) was then added and the mixture stirred at 40 °C for 1 h and at room temperature for 1 h. Another flask charged with 1-(5-chloro-2-ethoxy-4-fluoro-3-iodophenyl)ethanone (13.0 g, 38.0 mmol), palladium acetate (170 mg, 0.76 mmol), 2'-(dicyclohexylphosphino)-*N,N,N',N'*-tetramethylbiphenyl-2,6-diamine (660 mg, 1.5 mmol), and toluene (35 mL) was evacuated under high vacuum and backfilled with nitrogen. The mixture was cooled to 0 °C and the zinc reagent made above was added slowly via syringe. After addition, the reaction was heated to 50 °C overnight. The reaction solution was partitioned between EtOAc and sat. NH_4Cl solution. The layers were separated and the aqueous extracted further with EtOAc (2x). The combined organics were washed with water, brine, then dried over $MgSO_4$, and concentrated. The crude mixture was purified on silica gel column to give the desired product as an orange oil (6.3 g, 45%). LCMS calculated for $C_{18}H_{23}ClFNO_4Na$ ($M+Na$)⁺: m/z = 394.1; Found: 394.1.

Step 3. *tert*-Butyl 3-[3-chloro-6-ethoxy-2-fluoro-5-(1-hydroxyethyl)phenyl]azetidine-1-carboxylate

[0601] This compound was prepared according to the procedure of Example 13 Step 5, using *tert*-butyl 3-(3-acetyl-5-chloro-2-ethoxy-6-fluorophenyl)azetidine-1-carboxylate and sodium tetrahydroborate as the starting materials. LCMS calculated for $C_{18}H_{25}ClFNO_4Na$ ($M+Na$)⁺: m/z = 396.1; Found: 396.1.

Step 4. *tert*-Butyl 3-[3-chloro-5-(1-chloroethyl)-6-ethoxy-2-fluorophenyl]azetidine-1-carboxylate

[0602] This compound was prepared according to the procedure of Example 13 step 6, using *tert*-butyl 3-[3-chloro-6-ethoxy-2-fluoro-5-(1-hydroxyethyl)phenyl]azetidine-1-carboxylate (racemic) and cyanuric chloride as the starting materials.

Step 5. *tert*-Butyl 3-[3-[1-(4-amino-3-methyl-1*H*-pyrazolo[3,4-*d*]pyrimidin-1-yl)ethyl]-5-chloro-2-ethoxy-6-fluorophenyl]azetidine-1-carboxylate

[0603] To a mixture of 3-methyl-1*H*-pyrazolo[3,4-*d*]pyrimidin-4-amine (1.10 g, 7.37 mmol), cesium carbonate (3.2 g, 10 mmol) and potassium iodide (111 mg, 0.670 mmol) in DMF (20 mL) was added *tert*-butyl 3-[3-chloro-5-(1-chloroethyl)-6-ethoxy-2-fluorophenyl]azetidine-1-carboxylate (2.63 g, 6.70 mmol) and the mixture was stirred at 90 °C for 3 h. The solvent

was removed *in vacuo*. The residue was diluted with ethyl acetate and water. Aqueous layer was extracted with ethyl acetate twice. The combined organic layers were washed with water, brine, dried over Na_2SO_4 , filtered and concentrated. The residue was purified on silica gel column (eluting with 100% ethyl acetate) to give the desired product as a foam (2.15 g, 63%). LCMS calculated for $\text{C}_{24}\text{H}_{31}\text{ClFN}_6\text{O}_3$ ($\text{M}+\text{H}$)⁺: m/z = 505.2; Found: 505.2.

Step 6. 1-[1-(3-Azetidin-3-yl-5-chloro-2-ethoxy-4-fluorophenyl)ethyl]-3-methyl-1H-pyrazolo[3,4-d]pyrimidin-4-amine dihydrochloride

[0604] To a solution of *tert*-butyl 3-{3-[1-(4-amino-3-methyl-1H-pyrazolo[3,4-d]pyrimidin-1-yl)ethyl]-5-chloro-2-ethoxy-6-fluorophenyl}azetidine-1-carboxylate (275 mg, 0.544 mmol) in dichloromethane (2.4 mL) was added 4.0 M hydrogen chloride in dioxane (1.1 mL, 4.4 mmol). The reaction solution was stirred at room temperature for 6 h. The solvent was removed under reduced pressure to give the desired product as a white solid (250 mg, 96%). LCMS calculated for $\text{C}_{19}\text{H}_{23}\text{ClFN}_6\text{O}$ ($\text{M}+\text{H}$)⁺: m/z = 405.2; Found: 405.1.

Step 7. 1-{1-[5-Chloro-2-ethoxy-4-fluoro-3-(1-isopropylazetidin-3-yl)phenyl]ethyl}-3-methyl-1H-pyrazolo[3,4-d]pyrimidin-4-amine

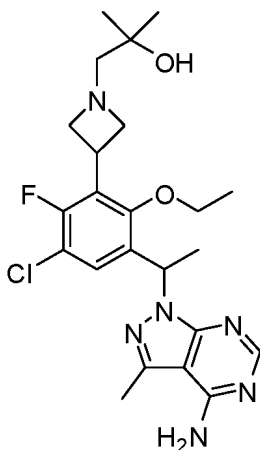
[0605] To a mixture of 1-[1-(3-azetidin-3-yl-5-chloro-2-ethoxy-4-fluorophenyl)ethyl]-3-methyl-1H-pyrazolo[3,4-d]pyrimidin-4-amine dihydrochloride (49 mg, 0.10 mmol), acetone (8.28 μL , 0.113 mmol), and triethylamine (44.3 μL , 0.318 mmol) in dichloromethane (0.67 mL) was added sodium triacetoxyborohydride resin (89 mg, 0.20 mmol). The resulting mixture was stirred overnight at room temperature. The mixture was filtered and concentrated and then purified by preparative LCMS (XBridge C18 column, eluting with a gradient of acetonitrile/water containing 0.05% TFA, at flow rate of 60 mL/min) to give the racemic product. LCMS: found m/z = 447.2 ($\text{M}+\text{H}$)⁺. The racemic mixture was separated by chiral HPLC (column 1A, eluting with 5% ethanol/95% hexanes, at flow rate 18 mL/min) to give two peaks (isomer 1: 9.5 mg, 21%; isomer 2: 9.2 mg, 20%).

[0606] Isomer 1 (first to elute, retention time: 4.4 min): ^1H NMR (400 MHz, $\text{DMSO}-d_6$): δ 8.10 (s, 1H), 7.45 (d, 1H), 6.21 (m, 1H), 3.70 (m, 5H), 2.91 (m, 2H), 2.53 (s, 3H), 2.17 (m, 1H), 1.66 (d, 3H), 1.31 (t, 3H), 0.81 (m, 6H) ppm; LCMS calculated for $\text{C}_{22}\text{H}_{29}\text{ClFN}_6\text{O}$ ($\text{M}+\text{H}$)⁺: m/z = 447.2; Found: 447.2.

Isomer 2 (second to elute, retention time: 19.5 min): LCMS calculated for $\text{C}_{22}\text{H}_{29}\text{ClFN}_6\text{O}$ ($\text{M}+\text{H}$)⁺: m/z = 447.2; Found: 447.2.

Reference Example 140. 1-(3-{3-[1-(4-Amino-3-methyl-1H-pyrazolo[3,4-d]pyrimidin-1-yl)ethyl]-5-chloro-2-ethoxy-6-fluorophenyl}azetidin-1-yl)-2-methylpropan-2-ol

[0607]

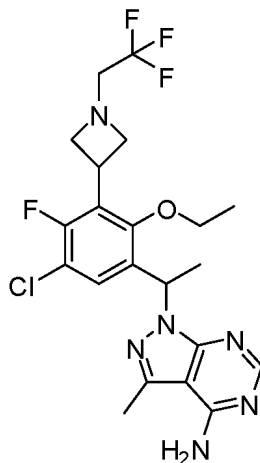


[0608] To a mixture of 1-[1-(3-azetidin-3-yl-5-chloro-2-ethoxy-4-fluorophenyl)ethyl]-3-methyl-1H-pyrazolo[3,4-d]pyrimidin-4-amine dihydrochloride (20 mg, 0.042 mmol, racemic intermediate from Example 139, Step 6) and triethylamine (18 μL , 0.12 mmol) in ethanol (1 mL) was added oxirane, 2,2-dimethyl- (6.98 μL , 0.0837 mmol). The resulting mixture was heated at 120 °C in microwave reactor for 45 min. The reaction was diluted with methanol and purified on RP-HPLC (XBridge C18 column, eluting with a gradient of acetonitrile/water containing 0.1% ammonium hydroxide, at flow rate of 30 mL/min) to give the desired product as white a solid (3.4 mg, 17%). The product was isolated as a racemic mixture. LCMS

calculated for $C_{23}H_{31}ClFN_6O_2$ (M+H)⁺: m/z = 477.2; Found: 477.3.

Reference Example 141 1-(1-{5-Chloro-2-ethoxy-4-fluoro-3-[1-(2,2,2-trifluoroethyl)azetidin-3-yl]phenyl}ethyl)-3-methyl-1H-pyrazolo[3,4-d]pyrimidin-4-amine

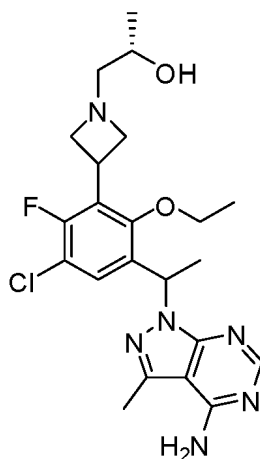
[0609]



[0610] To a mixture of 1-[1-(3-azetidin-3-yl-5-chloro-2-ethoxy-4-fluorophenyl)ethyl]-3-methyl-1H-pyrazolo[3,4-d]pyrimidin-4-amine dihydrochloride (19 mg, 0.040 mmol, racemic intermediate from Example 139, Step 6) and triethylamine (20 μ L, 0.14 mmol) in dichloromethane (0.5 mL) was added 2,2,2-trifluoroethyl trifluoromethanesulfonate (11 mg, 0.048 mmol). The resulting mixture was stirred overnight at room temperature. The solvents were evaporated under reduced pressure and the crude mixture purified on RP-HPLC (XBridge C18 column, eluting with a gradient of acetonitrile/water containing 0.1% ammonium hydroxide, at flow rate of 30 mL/min) to give the desired product (3.8 mg, 19%). The product was isolated as a racemic mixture. LCMS calculated for $C_{21}H_{24}ClF_4N_6O$ (M+H)⁺: m/z = 487.2; Found: 487.1.

Reference Example 149 (2S)-1-(3-{3-[1-(4-Amino-3-methyl-1H-pyrazolo[3,4-d]pyrimidin-1-yl)ethyl]-5-chloro-2-ethoxy-6-fluorophenyl}azetidin-1-yl)propan-2-ol

[0611]



Step 1. Enantiomers of tert-Butyl 3-{3-[1-(4-amino-3-methyl-1H-pyrazolo[3,4-d]pyrimidin-1-yl)ethyl]-5-chloro-2-ethoxy-6-fluorophenyl}azetidine-1-carboxylate

[0612] The racemic mixture was separated by chiral HPLC (column IA, eluting with 5% ethanol/95% hexanes, flow rate 18 mL/min) to give two peaks; Isomer 1 (first to elute): Retention time: 16.8 min; LCMS calculated for $C_{24}H_{31}ClFN_6O_3$ (M+H)⁺: m/z = 505.2; Found: 505.2; Isomer 2 (second to elute): Retention time: 19.5 min; LCMS calculated for

$C_{24}H_{31}ClFN_6O_3$ (M+H)⁺: m/z = 505.2; Found: 505.2.

Step 2 1-[1-(3-Azetidin-3-yl-5-chloro-2-ethoxy-4-fluorophenyl)ethyl]-3-methyl-1H-pyrazolo[3,4-d]pyrimidin-4-amine dihydrochloride

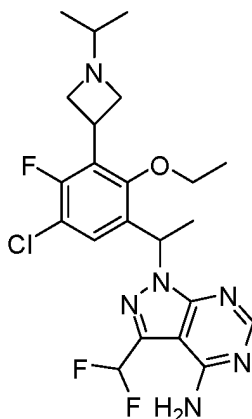
[0613] This compound was prepared using procedures analogous to those for Example 139 step 6 with *tert-butyl* 3-{3-[(1S)-1-(4-amino-3-methyl-1H-pyrazolo[3,4-d]pyrimidin-1-yl)ethyl]-5-chloro-2-ethoxy-6-fluorophenyl}azetidine-1-carboxylate (first peak from chiral separation) as starting material. LCMS calculated for $C_{19}H_{23}ClFN_6O$ (M+H)⁺: m/z = 405.2; Found: 405.1.

Step 3. (2S)-1-(3-{3-[1-(4-Amino-3-methyl-1H-pyrazolo[3,4-d]pyrimidin-1-yl)ethyl]-5-chloro-2-ethoxy-6-fluorophenyl}azetidin-1-yl)propan-2-ol

[0614] To a mixture of 1-[1-(3-azetidin-3-yl-5-chloro-2-ethoxy-4-fluorophenyl)ethyl]-3-methyl-1H-pyrazolo[3,4-d]pyrimidin-4-amine *dihydrochloride* (46 mg, 0.11 mmol) (from isomer 1) and triethylamine (50 μ L, 0.4 mmol) in isopropyl alcohol (0.3 mL) was added (S)-(-)-methyloxirane (16 μ L, 0.23 mmol). The resulting mixture was stirred at 90 °C for 3 h. After cooling, the mixture was diluted with acetonitrile and purified by RP-HPLC (XBridge C18 column, eluting with a gradient of acetonitrile/water containing 0.1% ammonium hydroxide, at flow rate of 30 mL/min) to give the desired product (12 mg, 23%). The product was isolated as a single diastereomer. ¹H NMR (400 MHz, DMSO-*d*₆): δ 8.05 (s, 1H), 7.38 (d, 1H), 6.15 (m, 1H), 4.26 (d, 1H), 3.76-3.60 (m, 6H), 2.99 (m, 2H), 2.48 (s, 3H), 2.22 (m, 2H), 1.62 (d, 3H), 1.25 (t, 3H), 0.93 (d, 3H) ppm; LCMS calculated for $C_{22}H_{29}ClFN_6O_2$ (M+H)⁺: m/z = 463.2; Found: 463.2.

Reference Example 150 1-[1-[5-Chloro-2-ethoxy-4-fluoro-3-(1-isopropylazetidin-3-yl)phenyl]ethyl]-3-(difluoromethyl)-1H-pyrazolo[3,4-d]pyrimidin-4-amine

[0615]



Step 1: tert-Butyl 3-{3-[1-(4-amino-3-iodo-1H-pyrazolo[3,4-d]pyrimidin-1-yl)ethyl]-5-chloro-2-ethoxy-6-fluorophenyl}azetidine-1-carboxylate

[0616] This compound was prepared using procedures analogous to those for Example 139 step 5, with racemic *tert-butyl* 3-[3-chloro-5-(1-chloroethyl)-6-ethoxy-2-fluorophenyl]azetidine-1-carboxylate from Example 139 Step 4 and 3-iodo-1H-pyrazolo[3,4-d]pyrimidin-4-amine as starting materials. LCMS calculated for $C_{23}H_{28}ClFIN_6O_3$ (M+H)⁺: m/z = 617.1; Found: 617.1

Step 2 tert-Butyl 3-{3-[1-(4-amino-3-vinyl-1H-pyrazolo[3,4-d]pyrimidin-1-yl)ethyl]-5-chloro-2-ethoxy-6-fluorophenyl}azetidine-1-carboxylate

[0617] A mixture of *tert-butyl* 3-{3-[1-(4-amino-3-iodo-1H-pyrazolo[3,4-d]pyrimidin-1-yl)ethyl]-5-chloro-2-ethoxy-6-fluorophenyl}azetidine-1-carboxylate (1.32 g, 2.14 mmol), pyridine - trivinylboroxin (1:1) (0.51 g, 2.1 mmol), [1,1'-bis(diphenylphosphino)ferrocene]dichloropalladium(II), complex with dichloromethane (1:1) (90 mg, 0.1 mmol) and potassium carbonate (0.89 g, 6.4 mmol) in 1,4-dioxane (10 mL)/water (7 mL) was heated at 100 °C overnight. After cooled to room temperature, the reaction mixture was diluted with water and ethyl acetate. The aqueous layer was

extracted with ethyl acetate. The combined extracts were washed with brine, dried over MgSO_4 , concentrated and purified on a silica gel column to give the desired product (0.71 g, 64%). LCMS calculated for $\text{C}_{25}\text{H}_{31}\text{ClFN}_6\text{O}_3$ ($\text{M}+\text{H}$)⁺: m/z = 517.2; Found: 517.2

Step 3. *tert-Butyl 3-(3-{1-[4-amino-3-(1,2-dihydroxyethyl)-1H-pyrazolo[3,4-d]pyrimidin-1-yl]ethyl}-5-chloro-2-ethoxy-6-fluorophenyl)azetidine-1-carboxylate*

[0618] To a suspension of *tert-butyl 3-(3-{1-[4-amino-3-vinyl-1H-pyrazolo[3,4-d]pyrimidin-1-yl]ethyl}-5-chloro-2-ethoxy-6-fluorophenyl)azetidine-1-carboxylate* (0.707 g, 1.37 mmol) in *tert-butyl alcohol* (8.6 mL) was added *N*-methylmorpholine *N*-oxide (176 mg, 1.50 mmol), water (4.3 mL), and osmium tetroxide (20 mg, 0.080 mmol). The resulting mixture was stirred overnight at room temperature. Water was added to the reaction followed by EtOAc. The layers were separated and the aqueous extracted with EtOAc. The combined organics were washed with brine, dried over Na_2SO_4 , filtered, and concentrated to give the crude product. LCMS calculated for $\text{C}_{25}\text{H}_{33}\text{ClFN}_6\text{O}_5$ ($\text{M}+\text{H}$)⁺: m/z = 551.2; Found: 551.2.

Step 4. *tert-Butyl 3-(3-{1-[4-amino-3-formyl-1H-pyrazolo[3,4-d]pyrimidin-1-yl]ethyl}-5-chloro-2-ethoxy-6-fluorophenyl)azetidine-1-carboxylate*

[0619] To a solution of *tert-butyl 3-(3-{1-[4-amino-3-(1,2-dihydroxyethyl)-1H-pyrazolo[3,4-d]pyrimidin-1-yl]ethyl}-5-chloro-2-ethoxy-6-fluorophenyl)azetidine-1-carboxylate* (0.754 g, 1.37 mmol) in THF (10 mL) and water (6 mL) was added acetic acid (20 μL , 0.36 mmol) and sodium periodate (0.878 g, 4.10 mmol) at 0 °C. After stirring overnight, water was added to the reaction and extracted with dichloromethane (3x). The combined extracts were washed with brine, dried over Na_2SO_4 , filtered, and concentrated to yield the crude product. LCMS calculated for $\text{C}_{24}\text{H}_{29}\text{ClFN}_6\text{O}_4$ ($\text{M}+\text{H}$)⁺: m/z = 519.2; Found: 519.2.

Step 5. *tert-Butyl 3-(3-{1-[4-amino-3-(difluoromethyl)-1H-pyrazolo[3,4-d]pyrimidin-1-yl]ethyl}-5-chloro-2-ethoxy-6-fluorophenyl)azetidine-1-carboxylate*

[0620] To a solution of *tert-butyl 3-(3-{1-[4-amino-3-formyl-1H-pyrazolo[3,4-d]pyrimidin-1-yl]ethyl}-5-chloro-2-ethoxy-6-fluorophenyl)azetidine-1-carboxylate* (0.61 g, 1.2 mmol) in dichloromethane (7 mL) at 0 °C was added diethylaminosulfur trifluoride (0.39 mL, 2.9 mmol). The mixture was stirred at 0 °C for a few minutes then warmed to room temperature and stirred for 2.5 h. Water and dichloromethane were added and the layers separated. The organics were washed with brine, dried over MgSO_4 , filtered and concentrated. The yellow gum was dried *in vacuo* to give the desired product (0.60 g, 94%). LCMS calculated for $\text{C}_{24}\text{H}_{29}\text{ClF}_3\text{N}_6\text{O}_3$ ($\text{M}+\text{H}$)⁺: m/z = 541.2; Found: 541.2.

Step 6. *1-[1-(3-Azetidin-3-yl-5-chloro-2-ethoxy-4-fluorophenyl)ethyl]-3-(difluoromethyl)-1H-pyrazolo[3,4-d]pyrimidin-4-amine dihydrochloride*

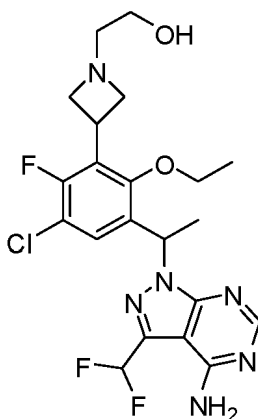
[0621] To a solution of *tert-butyl 3-(3-{1-[4-amino-3-(difluoromethyl)-1H-pyrazolo[3,4-d]pyrimidin-1-yl]ethyl}-5-chloro-2-ethoxy-6-fluorophenyl)azetidine-1-carboxylate* (0.64 g, 1.2 mmol) in dichloromethane (5 mL) was added 4.0 M hydrogen chloride in dioxane (2.4 mL, 9.5 mmol). The reaction solution was stirred at room temperature for 6 h. The solvent was removed to give the desired product as a white solid (0.61 g, 100%). LCMS calculated for $\text{C}_{19}\text{H}_{21}\text{ClF}_3\text{N}_6\text{O}$ ($\text{M}+\text{H}$)⁺: m/z = 441.1; Found: 441.1.

Step 7. *1-[1-[5-Chloro-2-ethoxy-4-fluoro-3-(1-isopropylazetidin-3-yl)phenyl]ethyl]-3-(difluoromethyl)-1H-pyrazolo[3,4-d]pyrimidin-4-amine*

[0622] This compound was prepared using procedures analogous to those for Example 1 step 8, with 1-[1-(3-azetidin-3-yl-5-chloro-2-ethoxy-4-fluorophenyl)ethyl]-3-(difluoromethyl)-1H-pyrazolo[3,4-d]pyrimidin-4-amine dihydrochloride and acetone as starting materials. The product was isolated as a racemic mixture. LCMS calculated for $\text{C}_{22}\text{H}_{27}\text{ClF}_3\text{N}_6\text{O}$ ($\text{M}+\text{H}$)⁺: m/z = 483.2; Found: 483.2

Reference Example 152 *2-[3-(3-{1-[4-Amino-3-(difluoromethyl)-1H-pyrazolo[3,4-d]pyrimidin-1-yl]ethyl}-5-chloro-2-ethoxy-6-fluorophenyl)azetidin-1-yl]ethanol*

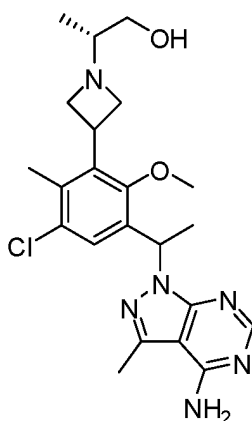
[0623]



[0624] This compound was prepared using procedures analogous to those for Example 1 step 8, with 1-[1-(3-azetidin-3-yl-5-chloro-2-ethoxy-4-fluorophenyl)ethyl]-3-(difluoromethyl)-1H-pyrazolo[3,4-d]pyrimidin-4-amine dihydrochloride (racemic) and {[*tert*-butyl(dimethyl)silyl]oxy}acetaldehyde as starting materials. After reductive amination, tetrabutylammonium fluoride was added to remove the *tert*-butyl(dimethyl)silyl group. The product was isolated as a racemic mixture. LCMS calculated for $C_{21}H_{25}ClF_3N_6O_2$ ($M+H$)⁺: m/z = 485.2; Found: 485.2. 1H NMR (300 MHz, DMSO- d_6): δ 8.23 (s, 1H), 7.38 (m, 2H), 6.29 (m, 1H), 3.78-3.67 (m, 4H), 3.53 (m, 1H), 3.12 (m, 2H), 2.99-2.87 (m, 2H), 2.34 (m, 2H), 1.68 (d, 3H), 1.22 (m, 3H) ppm.

Reference Example 156 (2R)-2-(3-{3-[1-(4-Amino-3-methyl-1H-pyrazolo[3,4-d]pyrimidin-1-yl)ethyl]-5-chloro-2-methoxy-6-methylphenyl}azetidin-1-yl)propan-1-ol

[0625]



Step 1. Methyl (2S)-2-bromopropanoate

[0626] DMF (28 μ L, 0.36 mmol) was added to a mixture of (2S)-2-bromopropanoic acid (0.552 g, 3.61 mmol) and oxalyl chloride (0.61 mL, 7.2 mmol) in dichloromethane (4.6 mL) at 0 °C. The reaction mixture was stirred at room temperature overnight. The solvent was removed *in vacuo*. The residue was dissolved in dichloromethane and treated with methanol (1.5 mL, 36 mmol) and pyridine (0.44 mL, 5.4 mmol). The reaction solution was stirred at room temperature for 2 h. The reaction solution was quenched with saturated sodium bicarbonate solution and washed with brine, dried over Na_2SO_4 , filtered and concentrated to give the desired product (0.51 g, 85%).

Step 2. Methyl (2R)-2-(3-{3-[1-(4-amino-3-methyl-1H-pyrazolo[3,4-d]pyrimidin-1-yl)ethyl]-5-chloro-2-methoxy-6-methylphenyl}azetidin-1-yl)propanoate

[0627] To a solution of 1-[1-(3-azetidin-3-yl-5-chloro-2-methoxy-4-methylphenyl)ethyl]-3-methyl-1H-pyrazolo[3,4-d]pyrimidin-4-amine hydrochloride (20.1 mg, 0.0475 mmol, chiral intermediate from Example 1, Step 7) in acetonitrile (1 mL) was added triethylamine (23 μ L, 0.17 mmol) and methyl (2S)-2-bromopropanoate (9.5 mg, 0.057 mmol). The reaction solution was stirred at room temperature for 4 h. The solvent was removed to give the desired product (6.2 mg, 28%).

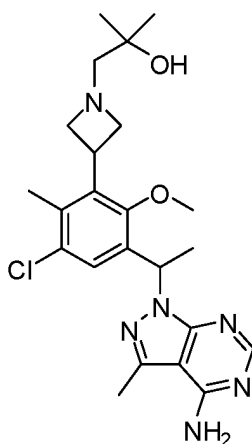
LCMS calculated for $C_{23}H_{30}ClN_6O_3$ (M+H)⁺: m/z =473.2; Found:473.3

Step 3. (2*R*)-2-(3-{3-[(1*S*)-1-(4-Amino-3-methyl-1*H*-pyrazolo[3,4-*d*]pyrimidin-1-yl)ethyl]-5-chloro-2-methoxy-6-methylphenyl}azetidin-1-yl)propan-1-ol

[0628] A solution of methyl (2*R*)-2-(3-{3-[(1-(4-amino-3-methyl-1*H*-pyrazolo[3,4-*d*]pyrimidin-1-yl)ethyl]-5-chloro-2-methoxy-6-methylphenyl}azetidin-1-yl)propanoate (6.2 mg, 0.013 mmol) in dichloromethane (0.5 mL) was treated with 1.0 M diisobutylaluminum hydride in toluene (0.1 mL, 0.1 mmol) at 0 °C for 3 h. The reaction was quenched with methanol and purified with preparative RP-HPLC (XBridge C18 column, eluting with a gradient of acetonitrile/water containing 0.1% ammonium hydroxide, at flow rate of 30 mL/min) to give the desired product (0.8 mg, 14%). The product was isolated as a single diastereomer. LCMS calculated for $C_{22}H_{30}ClN_6O_2$ (M+H)⁺: m/z =445.2; Found:445.1

Reference Example 158 1-(3-{3-[(1-(4-Amino-3-methyl-1*H*-pyrazolo[3,4-*d*]pyrimidin-1-yl)ethyl]-5-chloro-2-methoxy-6-methylphenyl}azetidin-1-yl)-2-methylpropan-2-ol

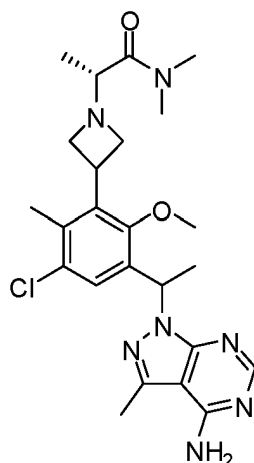
[0629]



[0630] This compound was prepared using procedures analogous to t Example 140 with 1-[1-(3-azetidin-3-yl-5-chloro-2-methoxy-4-methylphenyl)ethyl]-3-methyl-1*H*-pyrazolo[3,4-*d*]pyrimidin-4-amine hydrochloride (chiral intermediate from Example 1, Step 7) and oxirane, 2,2-dimethyl- as starting materials. The product was isolated as single enantiomer. LCMS calculated for $C_{23}H_{32}ClN_6O_2$ (M+H)⁺: m/z =459.2; Found:459.1 ¹H NMR (300 MHz, DMSO-*d*₆): δ 8.04 (s, 1H), 7.23 (bs, 2H), 7.16 (s, 1H), 6.14 (m, 1H), 3.96 (s, 1H), 3.85 (m, 3H), 3.45 (s, 3H), 2.94 (m, 1H), 2.80 (m, 1H), 2.49 (s, 3H), 2.14 (s, 2H), 2.00 (s, 3H), 1.63 (d, 3H), 0.98 (s, 6H) ppm.

Reference Example 159 (2*R*)-2-(3-{3-[(1-(4-Amino-3-methyl-1*H*-pyrazolo[3,4-*d*]pyrimidin-1-yl)ethyl]-5-chloro-2-methoxy-6-methylphenyl}azetidin-1-yl)-*N,N*-dimethylpropanamide

[0631]



Step 1. (2R)-2-(3-{3-[1-(4-Amino-3-methyl-1H-pyrazolo[3,4-d]pyrimidin-1-yl)ethyl]-5-chloro-2-methoxy-6-methylphenyl}azetidin-1-yl)propanoic acid

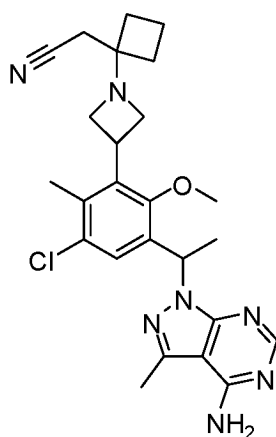
[0632] To a solution of methyl (2R)-2-(3-{3-[1-(4-amino-3-methyl-1H-pyrazolo[3,4-d]pyrimidin-1-yl)ethyl]-5-chloro-2-methoxy-6-methylphenyl}azetidin-1-yl)propanoate (chiral intermediate from example 156 step 2) (13 mg, 0.027 mmol) in acetonitrile (0.6 mL) and water (0.2 mL) was added lithium hydroxide (2.4 mg, 0.10 mmol). The reaction mixture was stirred at room temperature overnight. The reaction solution was diluted with ethyl acetate and 1 M HCl solution. The organic layer was separated and dried over Na₂SO₄, filtered and concentrated to give the desired product (10.2 mg, 83%). LCMS calculated for C₂₂H₂₈ClN₆O₃ (M+H)⁺: m/z = 459.2; Found: 459.1.

Step 2. (2R)-2-(3-{3-[1-(4-Amino-3-methyl-1H-pyrazolo[3,4-d]pyrimidin-1-yl)ethyl]-5-chloro-2-methoxy-6-methylphenyl}azetidin-1-yl)-N,N-dimethylpropanamide

[0633] To a solution of (2R)-2-(3-{3-[1-(4-amino-3-methyl-1H-pyrazolo[3,4-d]pyrimidin-1-yl)ethyl]-5-chloro-2-methoxy-6-methylphenyl}azetidin-1-yl)propanoic acid (4 mg, 0.009 mmol) and benzotriazol-1-yloxytris(dimethylamino)phosphonium hexafluorophosphate (4 mg, 0.009 mmol) in DMF (0.3 mL) at room temperature was added triethylamine (4 μL, 0.03 mmol) and dimethylamine hydrochloride (0.9 mg, 0.01 mmol). The reaction mixture was stirred for 1 h, then diluted with methanol and purified by preparative RP-HPLC (XBridge C18 column, eluting with a gradient of acetonitrile/water containing 0.1% ammonium hydroxide, at flow rate of 30 mL/min) to give the desired product (2.7 mg, 63%). The product was isolated as a single diastereomer. LCMS calculated for C₂₄H₃₃ClN₇O₂ (M+H)⁺: m/z = 486.2; Found: 486.1. ¹H NMR (300 MHz, DMSO-d₆): δ 8.09 (s, 1H), 7.23 (s, 1H), 6.18 (m, 1H), 3.78 (m, 3H), 3.50 (s, 3H), 3.01 (s, 3H), 3.0-2.9 (m, 3H), 2.77 (s, 3H), 2.54 (s, 3H), 2.06 (s, 3H), 1.67 (d, 3H), 0.98 (d, 3H) ppm.

Reference Example 161 [1-(3-{3-[1-(4-Amino-3-methyl-1H-pyrazolo[3,4-d]pyrimidin-1-yl)ethyl]-5-chloro-2-methoxy-6-methylphenyl}azetidin-1-yl)cyclobutyl]acetonitrile

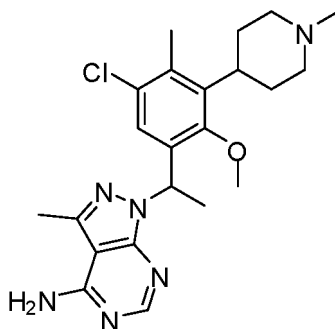
[0634]



[0635] To a solution of 1-[(1-(3-azetidin-3-yl-5-chloro-2-methoxy-4-methylphenyl)ethyl]-3-methyl-1*H*-pyrazolo[3,4-*d*]pyrimidin-4-amine dihydrochloride (10 mg, 0.022 mmol, chiral intermediate from Example 1, Step 7) in acetonitrile (0.1 mL) was added cyclobutylideneacetonitrile (4.1 mg, 0.044 mmol), followed by 1,8-diazabicyclo[5.4.0]undec-7-ene (13 μ L, 0.087 mmol). The resulting mixture was stirred at room temperature overnight. The reaction mixture was diluted with acetonitrile and purified by preparative RP-HPLC (XBridge C18 column, eluting with a gradient of acetonitrile/water containing 0.1% ammonium hydroxide, at flow rate of 30 mL/min) to give the desired product (4.3 mg, 41%). The product was isolated as a single enantiomer. LCMS calculated for $C_{25}H_{31}ClN_7O$ ($M+H$)⁺: m/z = 480.2; Found: 480.0.

Reference Example 163 1-{1-[5-Chloro-2-methoxy-4-methyl-3-(1-methylpiperidin-4-yl)phenyl]ethyl}-3-methyl-1*H*-pyrazolo[3,4-*d*]pyrimidin-4-amine

[0636]



Step 1. tert-Butyl 4-(3-acetyl-5-chloro-2-methoxy-6-methylphenyl)piperidine-1-carboxylate

[0637] This compound was prepared using procedures analogous to those for Example 139 step 2 with 1-(5-chloro-3-iodo-2-methoxy-4-methylphenyl)ethanone and *tert*-butyl 4-iodopiperidine-1-carboxylate as starting materials. LCMS calculated for $C_{20}H_{28}ClNO_4Na$ ($M+Na$)⁺: m/z = 404.1; Found: 404.1.

Step 2. tert-Butyl 4-[3-chloro-5-(1-hydroxyethyl)-6-methoxy-2-methylphenyl]piperidine-1-carboxylate

[0638] This compound was prepared according to the procedure of Example 13 step 5, using *tert*-butyl 4-(3-acetyl-5-chloro-2-methoxy-6-methylphenyl)piperidine-1-carboxylate and sodium tetrahydroborate as the starting materials. LCMS calculated for $C_{20}H_{30}ClNO_4Na$ ($M+Na$)⁺: m/z = 406.1; Found: 406.1.

Step 3. tert-Butyl 4-[3-chloro-5-(1-chloroethyl)-6-methoxy-2-methylphenyl]piperidine-1-carboxylate

[0639] This compound was prepared according to the procedure of Example 13 step 6, using *tert*-butyl 4-[3-chloro-5-(1-hydroxyethyl)-6-methoxy-2-methylphenyl]piperidine-1-carboxylate (racemic) and cyanuric chloride as the starting materials. ¹H NMR (400 MHz, $CDCl_3$): δ 7.44 (s, 1H), 5.46 (m, 1H), 4.23 (bs, 2H), 3.73 (s, 3H), 3.29 (bs, 1H), 2.78 (bs, 2H), 2.40 (s, 3H), 2.27-2.09 (m, 2H), 1.78 (d, 3H), 1.63 (m, 2H), 1.43 (s, 9H) ppm.

*Step 4. tert-Butyl 4-[3-[1-(4-amino-3-methyl-1*H*-pyrazolo[3,4-*d*]pyrimidin-1-yl)ethyl]-5-chloro-2-methoxy-6-methylphenyl]piperidine-1-carboxylate*

[0640] This compound was prepared according to the procedure of Example 139 step 5, using *tert*-butyl 4-[3-chloro-5-(1-chloroethyl)-6-methoxy-2-methylphenyl]piperidine-1-carboxylate and 3-methyl-1*H*-pyrazolo[3,4-*d*]pyrimidin-4-amine as the starting materials. LCMS calculated for $C_{26}H_{36}ClN_6O_3$ ($M+H$)⁺: m/z = 515.3; Found: 515.2.

*Step 5. 1-[1-(5-Chloro-2-methoxy-4-methyl-3-piperidin-4-ylphenyl)ethyl]-3-methyl-1*H*-pyrazolo[3,4-*d*]pyrimidin-4-amine dihydrochloride*

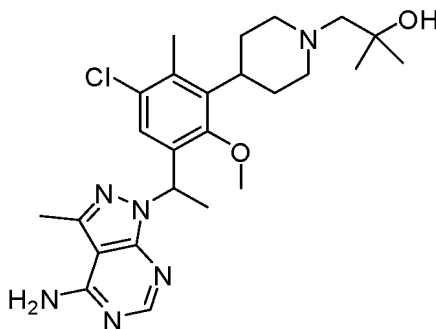
[0641] This compound was prepared according to the procedure of Example 139 step 6, using of *tert*-butyl 4-[3-[1-(4-amino-3-methyl-1*H*-pyrazolo[3,4-*d*]pyrimidin-1-yl)ethyl]-5-chloro-2-methoxy-6-methylphenyl]piperidine-1-carboxylate as the starting material. LCMS calculated for $C_{21}H_{28}ClN_6O$ ($M+H$)⁺: m/z = 415.2; Found: 415.2.

Step 6. 1-{1-[5-Chloro-2-methoxy-4-methyl-3-(1-methylpiperidin-4-yl)phenyl]ethyl}-3-methyl-1H-pyrazolo[3,4-d]pyrimidin-4-amine

[0642] This compound was prepared according to the procedure of Example 139 step 7, using of 1-[1-(5-chloro-2-methoxy-4-methyl-3-piperidin-4-ylphenyl)ethyl]-3-methyl-1H-pyrazolo[3,4-d]pyrimidin-4-amine dihydrochloride and formaldehyde as the starting materials. The product was isolated as a racemic mixture. LCMS calculated for $C_{22}H_{30}ClN_6O$ (M+H)⁺: m/z = 429.2; Found: 429.1.

Reference Example 164 1-(4-{3-[1-(4-Amino-3-methyl-1H-pyrazolo[3,4-d]pyrimidin-1-yl)ethyl]-5-chloro-2-methoxy-6-methylphenyl}piperidin-1-yl)-2-methylpropan-2-ol

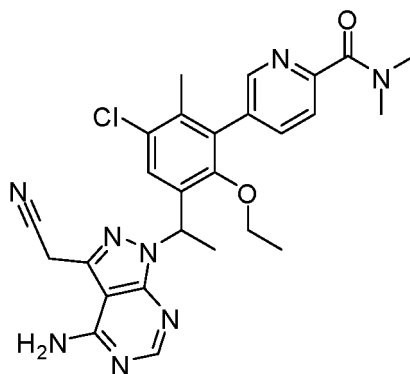
[0643]



[0644] This compound was prepared using procedures analogous to those for Example 140 with 1-[1-(5-chloro-2-methoxy-4-methyl-3-piperidin-4-ylphenyl)ethyl]-3-methyl-1H-pyrazolo[3,4-d]pyrimidin-4-amine dihydrochloride (racemic intermediate from Example 163, Step 5) and oxirane, 2,2-dimethyl- as starting materials. The product was isolated as a racemic mixture. LCMS calculated for $C_{25}H_{36}ClN_6O_2$ (M+H)⁺: m/z = 487.3; Found: 487.3. ¹H NMR (300 MHz, DMSO-*d*₆): δ 8.05 (s, 1H), 7.24 (bs, 2H), 7.22 (s, 1H), 6.16 (m, 1H), 4.01 (bs, 1H), 3.67 (s, 3H), 2.97 (m, 3H), 2.49 (s, 3H), 2.32 (s, 3H), 2.15-2.04 (m, 6H), 1.63 (d, 3H), 1.40 (m, 2H), 1.03 (s, 6H) ppm.

Reference Example 165 5-(3-{1-[4-Amino-3-(cyanomethyl)-1H-pyrazolo[3,4-d]pyrimidin-1-yl]ethyl}-5-chloro-2-ethoxy-6-methylphenyl)-N,N-dimethylpyridine-2-carboxamide

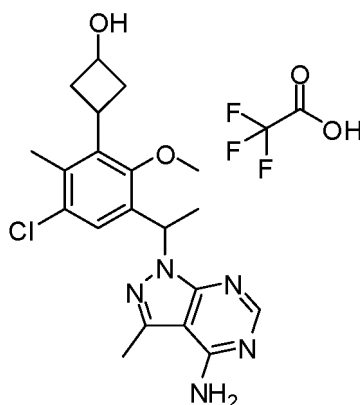
[0645]



[0646] This compound was prepared according to the procedure described in Example 47, using 4-(4,4,5,5-tetramethyl-1,3,2-dioxaborolan-2-yl)isoxazole (from Frontier) instead of (3-fluorophenyl)boronic acid. The product was isolated as a racemic mixture. LCMS calculated for $C_{26}H_{28}ClN_8O_2$ (M+H)⁺: m/z = 519.2; Found: 519.2.

Reference Example 166 3-{3-[1-(4-Amino-3-methyl-1H-pyrazolo[3,4-d]pyrimidin-1-yl)ethyl]-5-chloro-2-methoxy-6-methylphenyl}cyclobutanol trifluoroacetate

[0647]



Step 1. 1-(5-Chloro-2-methoxy-4-methyl-3-vinylphenyl)ethanone

[0648] A mixture of 1-(5-chloro-3-iodo-2-methoxy-4-methylphenyl)ethanone (1.0 g, 3.2 mmol, from Example 1, Step 2), 4,4,5,5-tetramethyl-2-vinyl-1,3,2-dioxaborolane (0.66 mL, 3.9 mmol), [1,1'-bis(diphenylphosphino)ferrocene]dichloropalladium(II), complex with dichloromethane (1:1) (0.26 g, 0.32 mmol) and potassium carbonate (1.3 g, 9.4 mmol) in 1,4-dioxane (10 mL) and water (5 mL) was degassed with N_2 and heated at 80 °C overnight. After cooled to room temperature, the reaction mixture was diluted with water and ethyl acetate. The organic layer was washed with brine, dried over $MgSO_4$, concentrated and purified on a silica gel column (eluting with 0 to 10% EtOAc in hexanes) to give the desired product (0.60 g, 82%). LCMS calculated for $C_{12}H_{14}ClO_2$ ($M+H$)⁺: m/z = 225.1; Found: 225.1

Step 2. 3-(3-Aceryl-5-chloro-2-methoxy-6-methylphenyl)cyclobutanone

[0649] To a solution of 1-(5-chloro-2-methoxy-4-methyl-3-vinylphenyl)ethanone (530 mg, 2.4 mmol) in ether (10 mL) was added zinc-copper couple (1.8 g, 14 mmol). The reaction mixture was heated at 40 °C and a solution of trichloroacetyl chloride (1.4 mL, 13 mmol) and phosphoryl chloride (1.2 mL, 13 mmol) in 1,2-dimethoxyethane (3 mL) was added slowly over 2 h. After addition, the reaction mixture was stirred under reflux overnight. The reaction was quenched with saturated $NaHCO_3$ solution and diluted with ether. The organic layer was washed with brine, dried over Na_2SO_4 , filtered and concentrated. The residue and zinc (0.31 g, 4.7 mmol) in acetic acid (10 mL) was stirred at room temperature for 2 h and then reflux overnight. Another portion of zinc was added and reflux for another 4 h. The mixture was diluted with water and extracted with ether. The organic phase was washed successively with a saturated $NaHCO_3$ solution, water and brine, then dried over $MgSO_4$ and concentrated. The crude material was purified with flash chromatography (eluting with 0 to 30% ethyl acetate in hexanes) to give the desired product (0.17 g, 27%). LCMS calculated for $C_{14}H_{16}ClO_3$ ($M+H$)⁺: m/z = 267.1; Found: 267.0

Step 3. 3-[3-Chloro-5-(1-hydroxyethyl)-6-methoxy-2-methylphenyl]cyclobutanol

[0650] This compound was prepared according to the procedure of Example 13 step 5, using of 3-(3-acetyl-5-chloro-2-methoxy-6-methylphenyl)cyclobutanone and sodium tetrahydroborate as the starting materials. LCMS calculated for $C_{14}H_{19}ClO_3Na$ ($M+Na$)⁺: m/z = 293.1; Found: 293.1.

Step 4. 3-[3-Chloro-5-(1-chloroethyl)-6-methoxy-2-methylphenyl]cyclobutanol

[0651] To a solution of 3-[3-chloro-5-(1-hydroxyethyl)-6-methoxy-2-methylphenyl]cyclobutanol (170 mg, 0.628 mmol) in dimethyl sulfoxide (1 mL) was added cyanuric chloride (64 mg, 0.34 mmol). After stirred overnight, the reaction mixture was diluted with ether and water. The aqueous layer was extracted with ethyl acetate once. The combined organic extracts were washed with brine, dried over Na_2SO_4 , filtered and concentrated. The crude was purified with silica gel column to give the desired product (39.6 mg, 22%). LCMS calculated for $C_{14}H_{18}ClO_2$ ($M-Cl$)⁺: m/z = 253.1; Found: 253.2.

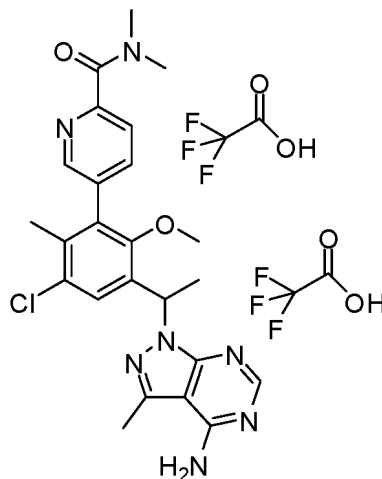
Step 5. 3-{3-[1-(4-Amino-3-methyl-1H-pyrazolo[3,4-d]pyrimidin-1-yl)ethyl]-5-chloro-2-methoxy-6-methylphenyl}cyclobutanol trifluoroacetate

[0652] This compound was prepared according to the procedure of Example 139 step 5, using of 3-[3-chloro-5-(1-chloroethyl)-6-methoxy-2-methylphenyl]cyclobutanol and 3-methyl-1H-pyrazolo[3,4-d]pyrimidin-4-amine as the starting materials. The product was isolated as a racemic mixture. LCMS calculated for $C_{20}H_{25}ClN_5O_2$ ($M+H$)⁺: m/z = 402.2;

Found: 402.2.

Reference Example 167. 5-(3-(1-(4-Amino-3-methyl-1H-pyrazolo[3,4-d]pyrimidin-1-yl)ethyl)-5-chloro-2-methoxy-6-methylphenyl)-N,N-dimethylpicolinamide bis(2,2,2-trifluoroacetate)

[0653]



Step 1. 1-(3-Bromo-5-chloro-2-methoxy-4-methylphenyl)ethanone

[0654] To a stirred solution of 1-(5-chloro-2-methoxy-4-methylphenyl)ethanone (5.00 g, 25.2 mmol, from Oakwood) in acetic acid (100 mL) was added N-bromosuccinimide (4.93 g, 27.7 mmol) and the resulting mixture heated at 100 °C for 18 hours. After cooling to ambient temperature, the reaction mixture was concentrated *in vacuo*, then neutralized with *sat.* sodium bicarbonate, filtered off insoluble succinimide. The filtrate was extracted with EtOAc. The combined organic layers were washed with brine, dried over sodium sulfate, and then concentrated to dryness under reduced pressure. The residue was purified on silica gel, eluting with 0 to 50 % EtOAc in hexanes, to give the desired products (2.66 g, 38%). LCMS calculated for $C_{10}H_{11}BrClO_2$ (M+H)⁺: m/z = 277.0; found: 277.0. ¹H NMR (DMSO-*d*₆, 300 MHz): δ 7.70 (1H, s), 3.77 (3H, s), 2.57 (3H, s), 2.50 (3H, s) ppm.

Step 2. 1-(3-Bromo-5-chloro-2-methoxy-4-methylphenyl)ethanol

[0655] Sodium tetrahydroborate (0.31 g, 8.1 mmol) was added to a mixture of 1-(3-bromo-5-chloro-2-methoxy-4-methylphenyl)ethanone (1.5 g, 5.4 mmol) in methanol (25 mL) at 0 °C and the resultant reaction mixture was stirred at room temperature for 1 hour. The solvent was removed and the resulting residue was diluted with ethyl acetate, washed with *sat.* NaHCO₃, water, brine, then dried over Na₂SO₄, filtered and concentrated. The crude product was purified by silica gel chromatography, eluting with 0 to 40% EtOAc in hexanes, to give the desired product (0.30 g, 90%).

Step 3. 3-Bromo-1-chloro-5-(1-chloroethyl)-4-methoxy-2-methylbenzene

[0656] A mixture of cyanuric chloride (1.7 g, 9.2 mmol) and *N,N*-dimethylformamide (710 μL, 9.2 mmol) was stirred at room temperature for 10 minutes and then a solution of 1-(3-bromo-5-chloro-2-methoxy-4-methylphenyl)ethanol (from Example 16, Step 1) (1.72 g, 6.15 mmol) in methylene chloride (34 mL) was added and the reaction was stirred at room temperature overnight. The mixture was diluted with methylene chloride, washed with *sat.* NaHCO₃, water, brine, dried over Na₂SO₄, filtered and concentrated. The crude product was purified by silica gel chromatography, eluting with 0 to 10% EtOAc in hexanes, to give the desired product (1.01 g, 60%).

Step 4. 1-[1-(3-Bromo-5-chloro-2-methoxy-4-methylphenyl)ethyl]-3-methyl-1H-pyrazolo[3,4-d]pyrimidin-4-amine

[0657] A mixture of 3-bromo-1-chloro-5-(1-chloroethyl)-4-methoxy-2-methylbenzene (150 mg, 0.503 mmol), 3-methyl-1H-pyrazolo[3,4-d]pyrimidin-4-amine (110 mg, 0.76 mmol, ACES Pharma Product List, item # 47024), potassium iodide (9.0 mg, 0.05 mmol) and cesium carbonate (330 mg, 1.0 mmol) in *N,N*-dimethylformamide (4 mL) and was stirred at 140 °C for 1 h. The mixture was diluted with methylene chloride, washed with *sat.* NaHCO₃, water, brine, dried over

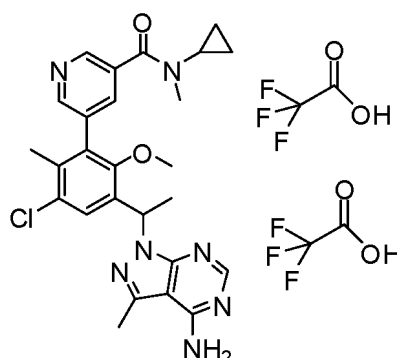
Na₂SO₄, filtered and concentrated. The crude product was purified by silica gel chromatography, eluting with 0 to 70% EtOAc in CH₂Cl₂, to give the desired product (103 mg, 50%). LCMS calculated for C₁₆H₁₈BrClN₅O (M+H)⁺: m/z = 410.0; Found: 410.2. The racemic products were applied on a Phenomenex Lux-Cellulose 1 column (21.1 × 250 mm, 5 micron particle size), eluting with 5% ethanol in hexanes at a flow rate of 18 mL/min, ~ 13 mg/injection, to provide two enantiomers. Peak 1, retention time: 12.35 min; Peak 2, retention time: 14.98 min.

Step 5. 5-(3-(1-(4-Amino-3-methyl-1H-pyrazolo[3,4-d]pyrimidin-1-yl)ethyl)-5-chloro-2-methoxy-6-methylphenyl)-N,N-dimethylpicolinamide bis(2,2,2-trifluoroacetate)

[0658] A mixture of 1-[1-(3-bromo-5-chloro-2-methoxy-4-methylphenyl)ethyl]-3-methyl-1*H*-pyrazolo[3,4-*d*]pyrimidin-4-amine (25 mg, 0.061 mmol) (first peak from previous step chiral separation), *N,N*-dimethyl-5-(4,4,5,5-tetramethyl-1,3,2-dioxaborolan-2-yl)pyridine-2-carboxamide (25 mg, 0.091 mmol, from PepTech Corp. Encyclopedia of Amino Acid Analogs and Boronic Acids, item #BE1622-1), sodium carbonate (13 mg, 0.12 mmol) and [1,1'-bis(diphenylphosphino)ferrocene]dichloropalladium (II), complex with dichloromethane (1:1) (9.9 mg, 0.012 mmol) in acetonitrile (0.8 mL) / water (0.3 mL) was degassed with N₂ and then stirred at 95 °C for 2 h. After cooling to room temperature, the mixture was filtered and the filtrate purified on RP-HPLC (XBridge C18 column, eluting with a gradient of acetonitrile/water containing 0.05% trifluoroacetic acid, at flow rate of 30 mL/min) to give the desired product as bis-TFA salt (2.9 mg, 6.7%). The product was isolated as a single enantiomer. LCMS calculated for C₂₄H₂₇ClN₇O₂ (M+H)⁺: m/z = 480.2; Found: 480.2. ¹H NMR (500 MHz, DMSO-*d*₆) δ: 8.78 (2H, br s), 8.48 (1H, m), 8.36 (1H, s), 7.86 (1H, br s), 7.65 (1H, br s), 7.58 (1H, s), 6.33 (1H, q, *J* = 7.0 Hz), 3.19 (3H, s), 3.03 (3H, s), 2.97 (3H, s), 2.62 (3H, s), 2.06 (3H, s), 1.81 (3H, d, *J* = 7.0 Hz) ppm.

Reference Example 174. 5-(3-(1-(4-Amino-3-methyl-1*H*-pyrazolo[3,4-*d*]pyrimidin-1-yl)ethyl)-5-chloro-2-methoxy-6-methylphenyl)-*N*-cyclopropyl-*N*-methylnicotinamide bis(2,2,2-trifluoroacetate)

[0659]



Step 1. 5-{3-[1-(4-Amino-3-methyl-1H-pyrazolo[3,4-d]pyrimidin-1-yl)ethyl]-5-chloro-2-methoxy-6-methylphenyl}nicotinonitrile

[0660] A mixture of 1-[1-(3-bromo-5-chloro-2-methoxy-4-methylphenyl)ethyl]-3-methyl-1*H*-pyrazolo[3,4-*d*]pyrimidin-4-amine (first peak from Example 167, step 4 chiral separation, 106 mg, 0.25 mmol), 5-(4,4,5,5-tetramethyl-1,3,2-dioxaborolan-2-yl)nicotinonitrile (70. mg, 0.31 mmol, from Combi-Blocks Catalog, item #N-8893), sodium carbonate (43 mg, 0.41 mmol) and [1,1'-bis(diphenylphosphino)ferrocene]-dichloropalladium(II), complex with dichloromethane (1:1) (33 mg, 0.041 mmol) in acetonitrile (2 mL)/water (0.6 mL) was degassed with N₂ and then stirred at 95 °C for 2 h. The mixture was diluted with methylene chloride, washed with *sat.* NaHCO₃, water, brine, dried over Na₂SO₄, filtered and concentrated. The product (95 mg, 87%) was purified by chromatography eluting with CH₂Cl₂/MeOH (max. MeOH 5%). LCMS calculated for C₂₇H₂₁ClN₇O (M+H)⁺: m/z = 434.2; Found: 434.2.

Step 2. 5-(3-(1-(4-Amino-3-methyl-1H-pyrazolo[3,4-d]pyrimidin-1-yl)ethyl)-5-chloro-2-methoxy-6-methylphenyl)nicotinic acid dihydrochloride

[0661] 4.0 M Sodium hydroxide in water (0.3 mL, 1 mmol) was added to a mixture of 5-{3-[1-(4-amino-3-methyl-1*H*-pyrazolo[3,4-*d*]pyrimidin-1-yl)ethyl]-5-chloro-2-methoxy-6-methylphenyl}nicotinonitrile (0.090 g, 0.21 mmol) in ethanol (1.0 mL) and the mixture was then heated at 95 °C for 6 h. At this time, *conc.* HCl was added to adjust PH to ~ 3. The solvent was removed and the residue was used in the next step without further purification LCMS calculated for C₂₂H₂₂ClN₆O₃

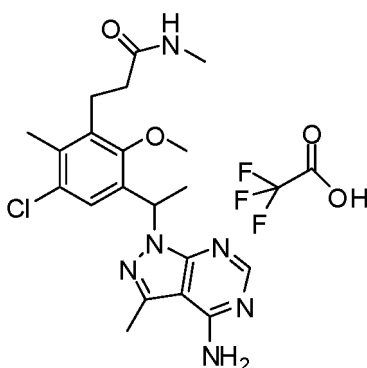
(M+H)⁺: m/z = 453.1; Found: 453.2.

Step 3. 5-{3-[1-(4-Amino-3-methyl-1H-pyrazolo[3,4-d]pyrimidin-1-yl)ethyl]-5-chloro-2-methoxy-6-methylphenyl}-N-cyclopropyl-N-methylnicotinamide

[0662] *N*-Methylcyclopropanamine hydrochloride (4.0 mg, 0.04 mmol) was added to a solution of 5-(3-(1-(4-amino-3-methyl-1H-pyrazolo[3,4-d]pyrimidin-1-yl)ethyl)-5-chloro-2-methoxy-6-methylphenyl)nicotinic acid dihydrochloride (9.6 mg, 0.021 mmol) and BOP (10 mg, 0.03 mmol) in DMF (0.7 mL) at room temperature followed by the addition of triethylamine (13 μ L, 0.10 mmol). The reaction was stirred for 1 h. The product was purified on RP-HPLC (XBridge C18 column, eluting with a gradient of acetonitrile/water containing 0.05% trifluoroacetic acid, at flow rate of 30 mL/min) to give the desired product as bis-TFA salt (2.6 mg, 17%). The product was isolated as a single enantiomer. LCMS calculated for C₂₆H₂₉ClN₇O₂ (M+H)⁺: m/z = 506.2; Found: 506.2.

Reference Example 179 3-(3-(1-(4-Amino-3-methyl-1H-pyrazolo[3,4-d]pyrimidin-1-yl)ethyl)-5-chloro-2-methoxy-6-methylphenyl)-N-methylpropanamide 2,2,2-trifluoroacetate

[0663]



Step 1. tert-Butyl 3-{3-[1-(4-amino-3-methyl-1H-pyrazolo[3,4-d]pyrimidin-1-yl)ethyl]-5-chloro-2-methoxy-6-methylphenyl}propanoate

[0664] To a microwave vial was added 1-[1-(3-bromo-5-chloro-2-methoxy-4-methylphenyl)ethyl]-3-methyl-1H-pyrazolo[3,4-d]pyrimidin-4-amine (Peak 1 from Example 167, step 4 chiral separation, 35 mg, 0.085 mmol), potassium (3-*tert*-butoxy-3-oxopropyl)trifluoroborate (30. mg, 0.13 mmol, from Frontier Scientific, item # P10370), potassium phosphate (54 mg, 0.26 mmol) and tetrakis(triphenylphosphine)palladium(0) (9.8 mg, 0.0085 mmol) and toluene (0.7 mL)/water (0.2 mL). The vial was sealed and degassed with N₂ three times. The reaction was heated at 110 °C for 20 h. The crude was filtered and the product (20 mg, 50%) was purified by chromatography eluting with CH₂Cl₂/MeOH (max. MeOH 6%). LCMS calculated for C₂₃H₃₁ClN₅O₃ (M+H)⁺: m/z = 460.2; Found: 460.3.

Step 2. 3-{3-[1-(4-Amino-3-methyl-1H-pyrazolo[3,4-d]pyrimidin-1-yl)ethyl]-5-chloro-2-methoxy-6-methylphenyl}propanoic acid trifluoroacetate

[0665] TFA (0.3 mL, 4 mmol) was added to a solution of *tert*-butyl 3-{3-[1-(4-amino-3-methyl-1H-pyrazolo[3,4-d]pyrimidin-1-yl)ethyl]-5-chloro-2-methoxy-6-methylphenyl}propanoate (35 mg, 0.076 mmol) in methylene chloride (0.2 mL) and the mixture was stirred at room temperature for 2 h. The solvent was removed and the product was used in the next step without further purification. LCMS calculated for C₁₉H₂₃ClN₅O₃ (M+H)⁺: m/z = 404.1; Found: 404.0

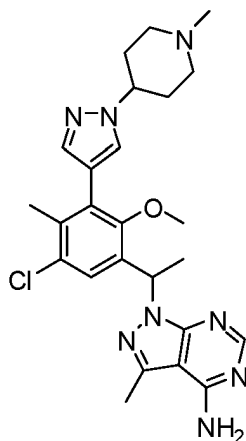
Step 3. 3-(3-(1-(4-Amino-3-methyl-1H-pyrazolo[3,4-d]pyrimidin-1-yl)ethyl)-5-chloro-2-methoxy-6-methylphenyl)-N-methylpropanamide 2,2,2-trifluoroacetate

[0666] 2.0 M Methylamine in THF (30 μ L, 0.06 mmol) was added to a solution of 3-{3-[1-(4-amino-3-methyl-1H-pyrazolo[3,4-d]pyrimidin-1-yl)ethyl]-5-chloro-2-methoxy-6-methylphenyl}propanoic acid (8.9 mg, 0.022 mmol) and BOP (10 mg, 0.03 mmol) in *N,N*-dimethylformamide (0.7 mL) at room temperature followed by adding triethylamine (8.8 μ L, 0.064 mmol). The reaction was stirred for 1 h. The product was purified on RP-HPLC (XBridge C18 column, eluting with a gradient of acetonitrile/water containing 0.05% trifluoroacetic acid, at flow rate of 30 mL/min) to give the desired product as

TFA salt (3.2 mg, 27%). The product was isolated as a single enantiomer. LCMS calculated for $C_{20}H_{26}ClN_6O_2$ (M+H)⁺: m/z = 417.2; Found: 417.0.

Reference Example 181 1-(1-(5-Chloro-2-methoxy-4-methyl-3-(1-(1-methylpiperidin-4-yl)-1H-pyrazol-4-yl)phenyl)ethyl)-3-methyl-1H-pyrazolo[3,4-d]pyrimidin-4-amine

[0667]



Step 1. *tert*-Butyl 4-(4-{3-[1-(4-amino-3-methyl-1H-pyrazolo[3,4-d]pyrimidin-1-yl)ethyl]-5-chloro-2-methoxy-6-methylphenyl}-1H-pyrazol-1-yl)piperidine-1-carboxylate

[0668] A mixture of 1-[1-(3-bromo-5-chloro-2-methoxy-4-methylphenyl)ethyl]-3-methyl-1H-pyrazolo[3,4-d]pyrimidin-4-amine (Peak 1 from Example 167, step 4 chiral separation, 42 mg, 0.1 mmol), *tert*-butyl 4-[4-(4,4,5,5-tetramethyl-1,3,2-dioxaborolan-2-yl)-1H-pyrazol-1-yl]piperidine-1-carboxylate (48 mg, 0.13 mmol, from Combi-Blocks Catalog, item # FM-2957), sodium carbonate (18 mg, 0.17 mmol) and [1,1'-bis(diphenylphosphino)ferrocene]dichloropalladium(II), complex with dichloromethane (1:1) (14 mg, 0.017 mmol) in acetonitrile (2 mL)/water (0.4 mL) was degassed with N₂ and stirred at 95 °C for 2 h. The mixture was diluted with methylene chloride, washed with sat. NaHCO₃, water, brine, dried over Na₂SO₄, filtered and concentrated. The product was purified by chromatography eluting with CH₂Cl₂/MeOH (max. MeOH 5%). LCMS calculated for $C_{29}H_{38}ClN_8O_3$ (M+H)⁺: m/z = 581.2; Found: 581.3.

Step 2. 1-(1-(5-Chloro-2-methoxy-4-methyl-3-(1-(piperidin-4-yl)-1H-pyrazol-4-yl)phenyl)ethyl)-3-methyl-1H-pyrazolo[3,4-d]pyrimidin-4-amine

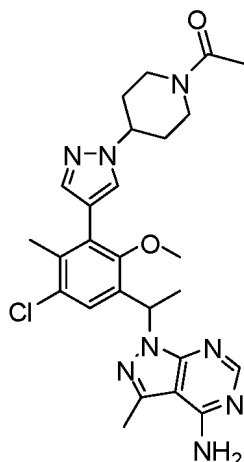
[0669] TFA (0.3 mL, 4 mmol) was added to a solution of *tert*-butyl 4-(4-{3-[1-(4-amino-3-methyl-1H-pyrazolo[3,4-d]pyrimidin-1-yl)ethyl]-5-chloro-2-methoxy-6-methylphenyl}-1H-pyrazol-1-yl)piperidine-1-carboxylate (30 mg, 0.052 mmol) in methylene chloride (0.2 mL) at room temperature and the mixture was stirred for 1 h. The crude was purified using RP-HPLC (XBridge C18 column, eluting with a gradient of acetonitrile/water containing 0.1% ammonium hydroxide, at flow rate of 30 mL/min) to give the desired product. LCMS calculated for $C_{24}H_{30}ClN_8O$ (M+H)⁺: m/z = 481.2; Found: 481.1

Step 3. 1-(1-{5-Chloro-2-methoxy-4-methyl-3-[1-(1-methylpiperidin-4-yl)-1H-pyrazol-4-yl]phenyl}ethyl)-3-methyl-1H-pyrazolo[3,4-d]pyrimidin-4-amine

[0670] 12.0 M Formaldehyde in water (0.01 mL, 0.2 mmol) was added to a mixture of 1-{1-[5-chloro-2-methoxy-4-methyl-3-(1-piperidin-4-yl)-1H-pyrazol-4-yl]phenyl}ethyl)-3-methyl-1H-pyrazolo[3,4-d]pyrimidin-4-amine (8.0 mg, 0.017 mmol) and *N,N*-diisopropylethylamine (0.012 mL, 0.066 mmol) in methylene chloride (0.2 mL) at 0 °C. The reaction mixture was stirred for 10 min, at this time sodium triacetoxyborohydride (5.3 mg, 0.025 mmol) was added and the reaction was stirred at 0 °C for 1 h. The crude was purified using RP-HPLC (XBridge C18 column, eluting with a gradient of acetonitrile/water containing 0.1% ammonium hydroxide, at flow rate of 30 mL/min) to give the desired product (2.0 mg, 24%). The product was isolated as a single enantiomer. LCMS calculated for $C_{25}H_{32}ClN_8O$ (M+H)⁺: m/z = 495.2; Found: 495.0

Reference Example 182. 1-(1-{3-[1-(1-Acetylpiperidin-4-yl)-1*H*-pyrazol-4-yl]-5-chloro-2-methoxy-4-methylphenyl}ethyl)-3-methyl-1*H*-pyrazolo[3,4-*d*]pyrimidin-4-amine

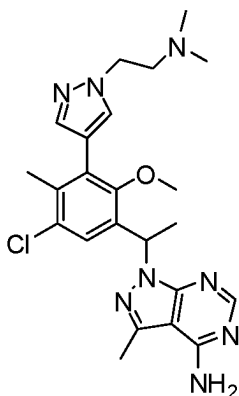
[0671]



[0672] Acetyl chloride (2.4 μ L, 0.033 mmol) was added to a solution of 1-{1-[5-chloro-2-methoxy-4-methyl-3-(1-piperidin-4-yl)-1*H*-pyrazol-4-yl]phenyl}ethyl)-3-methyl-1*H*-pyrazolo[3,4-*d*]pyrimidin-4-amine (8.0 mg, 0.017 mmol, chiral intermediate from Example 181, Step 2) and *N,N*-diisopropylethylamine (14 μ L, 0.083 mmol) in methylene chloride (0.3 mL) at 0 °C and the reaction was stirred at room temperature for 15 min. The crude was purified using RP-HPLC (XBridge C18 column, eluting with a gradient of acetonitrile/water containing 0.1% ammonium hydroxide, at flow rate of 30 mL/min) to give the desired product (1.0 mg, 7.8%). The product was isolated as a single enantiomer. LCMS calculated for $C_{26}H_{32}ClN_8O_2$ ($M+H$)⁺: m/z = 523.2; Found: 523.2.

Reference Example 183. 1-[1-(5-Chloro-3-{1-[2-(dimethylamino)ethyl]-1*H*-pyrazol-4-yl]-2-methoxy-4-methylphenyl}ethyl)-3-methyl-1*H*-pyrazolo[3,4-*d*]pyrimidin-4-amine

[0673]



Step 1. 1-(2-Chloroethyl)-4-(4, 4,5,5-tetramethyl-1,3, 2-dioxaborolan-2-yl)-1*H*-pyrazole

[0674] A mixture of 4-(4,4,5,5-tetramethyl-1,3,2-dioxaborolan-2-yl)-1*H*-pyrazole (0.39 g, 2.0 mmol), 1-bromo-2-chloroethane (0.3 mL, 3 mmol) and cesium carbonate (1.3 g, 4.0 mmol) in acetonitrile (6 mL) was stirred at 75 °C for 5 h. The mixture was diluted with ethyl acetate, washed with sat. $NaHCO_3$, water, brine, dried over Na_2SO_4 , filtered and concentrated and the product (0.45g, 88%) was purified by chromatography eluting with hexanes/EtOAc (max. EtOAc 30%). LCMS calculated for $C_{11}H_{19}BClN_2O_2$ ($M+H$)⁺: m/z = 257.1; Found: 257.0

Step 2. *N,N*-Dimethyl-2-[4-(4,4,5,5-tetramethyl-1,3,2-dioxaborolan-2-yl)-1*H*-pyrazol-1-yl]ethanamine

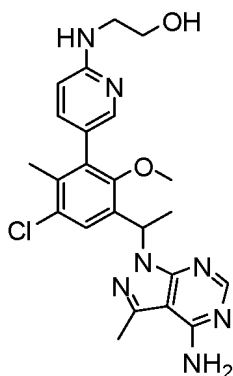
[0675] A mixture of 1-(2-chloroethyl)-4-(4,4,5,5-tetramethyl-1,3,2-dioxaborolan-2-yl)-1*H*-pyrazole (0.10 g, 0.39 mmol), sodium iodide (58 mg, 0.39 mmol) and 2.0 M dimethylamine in THF (1.0 mL, 2.0 mmol) in *N,N*-dimethylformamide (0.5 mL) was stirred at 80 °C overnight. The solvent was removed to provide the desired product which was used in the next step. LCMS calculated for $C_{13}H_{25}BN_3O_2$ (M+H)⁺: m/z = 266.2; Found: 266.3

Step 3. 1-[1-(5-chloro-3-{1-[2-(dimethylamino)ethyl]-1*H*-pyrazol-4-yl]-2-methoxy-4-methylphenyl}ethyl]-3-methyl-1*H*-pyrazolo[3,4-*d*]pyrimidin-4-amine

[0676] A mixture of 1-[1-(3-bromo-5-chloro-2-methoxy-4-methylphenyl)ethyl]-3-methyl-1*H*-pyrazolo[3,4-*d*]pyrimidin-4-amine (Peak 1 from Example 167, step 4, 10 mg, 0.024 mmol), *N,N*-dimethyl-2-[4-(4,4,5,5-tetramethyl-1,3,2-dioxaborolan-2-yl)-1*H*-pyrazol-1-yl]-ethanamine (8.6 mg, 0.036 mmol), sodium carbonate (5.2 mg, 0.049 mmol) and [1,1'-bis(diphenylphosphino)ferrocene]dichloropalladium(II), complex with dichloromethane (1:1) (4.0 mg, 0.0049 mmol) in acetonitrile (0.5 mL)/water (0.1 mL) was vacuumed and the refilled with N₂ and the stirred at 95 °C for 2 h. The crude was purified using RP-HPLC (XBridge C18 column, eluting with a gradient of acetonitrile/water containing 0.1% ammonium hydroxide, at flow rate of 30 mL/min) to give the desired product (3.1 mg, 28%). The product was isolated as a single enantiomer. LCMS calculated for $C_{23}H_{30}ClN_8O$ (M+H)⁺: m/z = 469.2; Found: 469.2.

Reference Example 184. 2-[(5-{3-[1-(4-Amino-3-methyl-1*H*-pyrazolo[3,4-*d*]pyrimidin-1-yl)ethyl]-5-chloro-2-methoxy-6-methylphenyl}pyridin-2-yl)amino]ethanol

[0677]



Step 1. 1-[1-[5-Chloro-3-(6-fluoropyridin-3-yl)-2-methoxy-4-methylphenyl]ethyl]-3-methyl-1*H*-pyrazolo[3,4-*d*]pyrimidin-4-amine

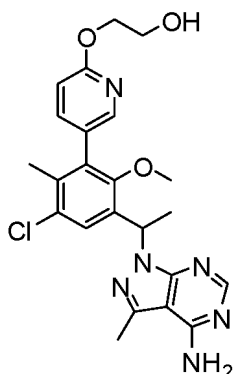
[0678] A mixture of 1-[1-(3-bromo-5-chloro-2-methoxy-4-methylphenyl)ethyl]-3-methyl-1*H*-pyrazolo[3,4-*d*]pyrimidin-4-amine (Peak 1 from Example 167, step 4, 25.0 mg, 0.06 mmol), 2-fluoro-5-(4,4,5,5-tetramethyl-1,3,2-dioxaborolan-2-yl)pyridine (20. mg, 0.088 mmol), sodium carbonate (12 mg, 0.12 mmol) and [1,1'-bis(diphenylphosphino)ferrocene]dichloropalladium(II), complex with dichloromethane (1:1) (9.5 mg, 0.012 mmol) in acetonitrile (1 mL)/water (0.3 mL) was degassed with N₂ and the stirred at 95 °C for 2 h. The mixture was diluted with methylene chloride, washed with sat. NaHCO₃, water, brine, dried over Na₂SO₄, filtered and concentrated. The product was purified by chromatography eluting with CH₂Cl₂/MeOH (max. MeOH 5%). LCMS calculated for $C_{21}H_{21}ClFN_6O$ (M+H)⁺: m/z = 427; Found: 427.2.

Step 2. 2-[(5-{3-[1-(4-Amino-3-methyl-1*H*-pyrazolo[3,4-*d*]pyrimidin-1-yl)ethyl]-5-chloro-2-methoxy-6-methylphenyl}pyridin-2-yl)amino]ethanol

[0679] A mixture of 1-[1-[5-chloro-3-(6-fluoropyridin-3-yl)-2-methoxy-4-methylphenyl]ethyl]-3-methyl-1*H*-pyrazolo[3,4-*d*]pyrimidin-4-amine (10 mg, 0.023 mmol) and ethanolamine (0.10 mL) in 1-butanol (1 mL) was stirred at 130 °C for 5 h. The crude was purified using RP-HPLC (XBridge C18 column, eluting with a gradient of acetonitrile/water containing 0.1% ammonium hydroxide, at flow rate of 30 mL/min) to give the desired product (1.6 mg, 15%). The product was isolated as a single enantiomer. LCMS calculated for $C_{23}H_{27}ClN_7O_2$ (M+H)⁺: m/z = 468.2; Found: 468.2.

Reference Example 188. 2-(5-(3-(1-(4-Amino-3-methyl-1H-pyrazolo[3,4-d]pyrimidin-1-yl)ethyl)-5-chloro-2-methoxy-6-methylphenyl)pyridin-2-yloxy)ethanol

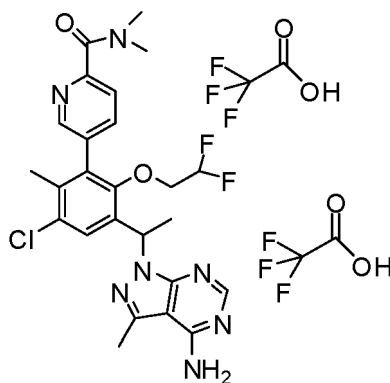
[0680]



[0681] Sodium hydride (20 mg, 0.5 mmol) was added to 1,2-ethanediol (0.5 mL, 9 mmol) and the mixture was stirred at room temperature for 10 min. At this time 1-{ 1-[5-chloro-3-(6-fluoropyridin-3-yl)-2-methoxy-4-methylphenyl]ethyl}-3-methyl-1H-pyrazolo[3,4-d]pyrimidin-4-amine (10 mg, 0.023 mmol) was added and then the reaction was stirred at 110 °C overnight. The crude was purified using RP-HPLC (XBridge C18 column, eluting with a gradient of acetonitrile/water containing 0.1% ammonium hydroxide, at flow rate of 30 mL/min) to give the desired product (1.8 mg, 17%). The product was isolated as a single enantiomer. LCMS calculated for $C_{23}H_{26}ClN_6O_3$ (M+H)⁺: m/z = 469.2; Found: 469.1.

Reference Example 189. 5-(3-(1-(4-Amino-3-methyl-1H-pyrazolo[3,4-d]pyrimidin-1-yl)ethyl)-5-chloro-2-(2,2-difluoroethoxy)-6-methylphenyl)-N,N-dimethylpicolinamide bis(2,2,2-trifluoroacetate)

[0682]



Step 1. 5-(3-(1-(4-Amino-3-methyl-1H-pyrazolo[3,4-d]pyrimidin-1-yl)ethyl)-5-chloro-2-hydroxy-6-methylphenyl)-N,N-dimethylpicolinamide

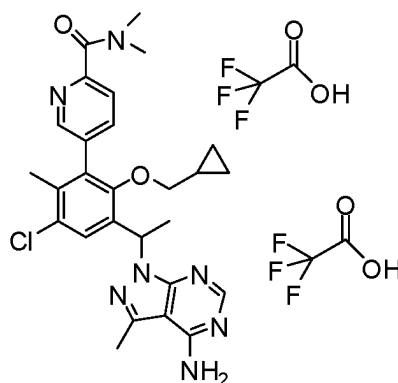
[0683] 1.0 M Boron tribromide in CH_2Cl_2 (250 μ L, 0.25 mmol) was added to a mixture of 5-{3-[1-(4-amino-3-methyl-1H-pyrazolo[3,4-d]pyrimidin-1-yl)ethyl]-5-chloro-2-methoxy-6-methylphenyl}-N,N-dimethylpyridine-2-carboxamide (Example 167, step 5, (first peak) 60 mg, 0.13 mmol) in methylene chloride (1.2 mL) at -78 °C and then the reaction was warmed to room temperature. At this time *conc.* HCl (0.1 mL) was added and the mixture was stirred for 4 h. The reaction was quenched by the addition of *sat.* $NaHCO_3$. The mixture was then extracted with methylene chloride. The combined extracts were washed with brine, dried and concentrated to give the desired crude product (40 mg, 68%) which was used in the next step without further purification. LCMS calculated for $C_{23}H_{25}ClN_7O_2$ (M+H)⁺: m/z = 466.2; Found: 466.2.

Step 2. 5-[3-[1-(4-Amino-3-methyl-1H-pyrazolo[3,4-d]pyrimidin-1-yl)ethyl]-5-chloro-2-(2,2-difluoroethoxy)-6-methylphenyl]-N,N-dimethylpyridine-2-carboxamide

[0684] Diisopropyl azodicarboxylate (13 μ L, 0.064 mmol) was added to a mixture of 5-[3-[1-(4-amino-3-methyl-1H-pyrazolo[3,4-d]pyrimidin-1-yl)ethyl]-5-chloro-2-hydroxy-6-methylphenyl]-N,N-dimethylpyridine-2-carboxamide (15.0 mg, 0.0322 mmol), 2,2-difluoroethanol (7.9 mg, 0.096 mmol, from Alfa Aesar, item # B22201) and triphenylphosphine (17 mg, 0.064 mmol) in tetrahydrofuran (0.5 mL) at 0 °C and then the reaction was stirred at room temperature for 24 h. The crude was purified on RP-HPLC (XBridge C18 column, eluting with a gradient of acetonitrile/water containing 0.05% trifluoroacetic acid, at flow rate of 30 mL/min) to give the desired product as bis-TFA salt (1.6 mg, 6.6%). The product was isolated as a single enantiomer. LCMS calculated for $C_{25}H_{27}ClF_2N_7O_2$ (M+H)⁺: m/z = 530.2; Found: 530.2

Reference Example 190. 5-(3-[1-(4-Amino-3-methyl-1H-pyrazolo[3,4-d]pyrimidin-1-yl)ethyl]-5-chloro-2-(cyclopropylmethoxy)-6-methylphenyl)-N,N-dimethylpicolinamide bis(2,2,2-trifluoroacetate)

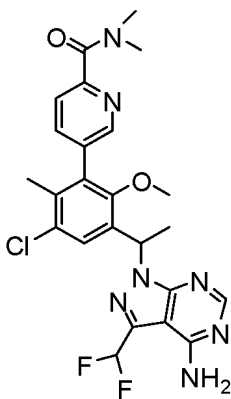
[0685]



[0686] Diisopropyl azodicarboxylate (13 μ L, 0.064 mmol) was added to a mixture of 5-[3-[1-(4-amino-3-methyl-1H-pyrazolo[3,4-d]pyrimidin-1-yl)ethyl]-5-chloro-2-hydroxy-6-methylphenyl]-N,N-dimethylpyridine-2-carboxamide (15 mg, 0.032 mmol, chiral intermediate from Example 189, Step 1), cyclopropyl carbinol (7.0 mg, 0.096 mmol) and triphenylphosphine (17 mg, 0.064 mmol) in tetrahydrofuran (0.5 mL) at 0 °C and then the reaction was stirred at room temperature for 24 h. The crude was purified on RP-HPLC (XBridge C18 column, eluting with a gradient of acetonitrile/water containing 0.05% trifluoroacetic acid, at flow rate of 30 mL/min) to give the desired product as bis-TFA salt (2.4 mg, 10%). The product was isolated as a single enantiomer. LCMS calculated for $C_{27}H_{31}ClN_7O_2$ (M+H)⁺: m/z = 520.2; Found: 520.3.

Reference Example 191. 5-(3-[1-(4-Amino-3-(difluoromethyl)-1H-pyrazolo[3,4-d]pyrimidin-1-yl)ethyl]-5-chloro-2-methoxy-6-methylphenyl)-N,N-dimethylpyridine-2-carboxamide

[0687]



Step 1. 1-[1-(3-Bromo-5-chloro-2-methoxy-4-methylphenyl)ethyl]-3-iodo-1H-pyrazolo[3,4-d]pyrimidin-4-amine

[0688] A mixture of 3-bromo-1-chloro-5-(1-chloroethyl)-4-methoxy-2-methylbenzene (0.60 g, 2.0 mmol, from Example 167, Step 3), 3-iodo-1H-pyrazolo[3,4-d]pyrimidin-4-amine (590 mg, 2.2 mmol, from AnaSpec), cesium carbonate (0.98 g, 3.0 mmol) and potassium iodide (30 mg, 0.2 mmol) in *N,N*-dimethylformamide (8 mL) was stirred at 140 °C for 1 h. The mixture was cooled down and then the solvent was completely removed. The residue was stirred with CH₂Cl₂ (30 mL) at room temperature for 20 min and then filtered. The filtrate was concentrated and the product (0.65g, 63%) was purified by chromatography eluting with CH₂Cl₂/EtOAc (max. EtOAc 60%). LCMS calculated for C₁₅H₁₅BrClIN₅O (M+H)⁺: m/z = 521.9; Found: 521.9.

Step 2. 1-[1-(3-Bromo-5-chloro-2-methoxy-4-methylphenyl)ethyl]-3-vinyl-1H-pyrazolo[3,4-d]pyrimidin-4-amine

[0689] Dichloro(bis(di-*tert*-butyl[4-(dimethylamino)phenyl]phosphoranyl)palladium (12 mg, 0.017 mmol) was added to a mixture of vinyl boronic acid MIDA (110 mg, 0.6 mmol, from Aldrich, item # 704415), 1-[1-(3-bromo-5-chloro-2-methoxy-4-methylphenyl)ethyl]-3-iodo-1H-pyrazolo[3,4-d]pyrimidin-4-amine (0.30 g, 0.57 mmol) and sodium carbonate (0.14 g, 1.1 mmol) in 1,4-dioxane (1 mL) and water (0.1 mL) and then the reaction was degassed with N₂ 3 times. The reaction was stirred at 95 °C for 4 h. The mixture was diluted with methylene chloride, washed with sat. NaHCO₃, water, brine, dried over Na₂SO₄, filtered and concentrated. The product was purified by chromatography eluting with CH₂Cl₂/EtOAc (max. EtOAc 60%). LCMS calculated for C₁₇H₁₈BrClIN₅O (M+H)⁺: m/z = 422.0; Found: 422.2.

Step 3. 1-[4-Amino-1-[1-(3-bromo-5-chloro-2-methoxy-4-methylphenyl)ethyl]-1H-pyrazolo[3,4-d]pyrimidin-3-yl]ethane-1,2-diol

[0690] To a solution of 1-[1-(3-bromo-5-chloro-2-methoxy-4-methylphenyl)ethyl]-3-vinyl-1H-pyrazolo[3,4-d]pyrimidin-4-amine (100 mg, 0.236 mmol) in *t*-butyl alcohol (2 mL) was added *N*-methylmorpholine *N*-oxide (30.5 mg, 0.260 mmol) and water (0.74 mL). To the solution was then added aqueous osmium tetroxide (0.075 mL, 4%). After 3 hr, another equivalent of *N*-methylmorpholine *N*-oxide was added. The reaction was stirred at room temperature overnight. The solution was diluted with water, extracted with ethyl acetate, dried over MgSO₄ and concentrated to give the product which was used directly in the next step. LCMS calculated for C₁₇H₂₀BrClIN₅O₃ (M+H)⁺: m/z = 456.0; Found: 456.0

Step 4. 4-Amino-1-[1-(3-bromo-5-chloro-2-methoxy-4-methylphenyl)ethyl]-1H-pyrazolo[3,4-d]pyrimidine-3-carbaldehyde

[0691] To a solution of 1-[4-amino-1-[1-(3-bromo-5-chloro-2-methoxy-4-methylphenyl)ethyl]-1H-pyrazolo[3,4-d]pyrimidin-3-yl]ethane-1,2-diol (0.10 g, 0.22 mmol) in tetrahydrofuran (1.6 mL)/water (1.0 mL) was added acetic acid (0.0032 mL, 0.057 mmol) and sodium periodate (0.140 g, 0.657 mmol) at 0 °C. After stirring for 2 h, the reaction mixture was diluted with water, extracted with ethyl acetate. The combined organic layers were washed with brine, dried over MgSO₄ and concentrated to give the desired crude product which was used directly in the next step. LCMS calculated for C₁₆H₁₆BrClIN₅O₂ (M+H)⁺: m/z = 424.0; Found: 423.9

Step 5. 5-[3-[1-(4-Amino-3-formyl-1H-pyrazolo[3,4-d]pyrimidin-1-yl)ethyl]-5-chloro-2-methoxy-6-methylphenyl]-*N,N*-dimethylpyridine-2-carboxamide

[0692] A mixture of 4-amino-1-[1-(3-bromo-5-chloro-2-methoxy-4-methylphenyl)ethyl]-1H-pyrazolo[3,4-d]pyrimidine-3-carbaldehyde (20 mg, 0.047 mmol), {6-[(dimethylamino)carbonyl]pyridin-3-yl}boronic acid (23 mg, 0.12 mmol), sodium carbonate (10 mg, 0.094 mmol) and [1,1'-bis(diphenylphosphino)ferrocene]dichloropalladium(II), complex with dichloromethane (1:1) (7.7 mg, 0.0094 mmol) in acetonitrile (0.3 mL)/ethanol (0.1 mL)/water (0.1 mL) was degassed with N₂ and then stirred at 95 °C for 3 h. The mixture was diluted with methylene chloride, washed with sat. NaHCO₃, water, brine, dried over Na₂SO₄, filtered and concentrated. The product was purified by chromatography eluting with CH₂Cl₂/MeOH (max. MeOH 6%). LCMS calculated for C₂₄H₂₅ClN₇O₃ (M+H)⁺: m/z = 494.2; Found: 494.1

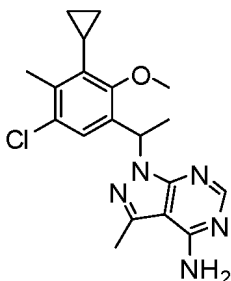
Step 6. 5-[3-[1-(4-Amino-3-(difluoromethyl)-1H-pyrazolo[3,4-d]pyrimidin-1-yl)ethyl]-5-chloro-2-methoxy-6-methylphenyl]-*N,N*-dimethylpyridine-2-carboxamide

[0693] To a solution of 5-[3-[1-(4-amino-3-formyl-1H-pyrazolo[3,4-d]pyrimidin-1-yl)ethyl]-5-chloro-2-methoxy-6-methylphenyl]-*N,N*-dimethylpyridine-2-carboxamide (0.015 g, 0.030 mmol) in methylene chloride (0.5 mL) cooled at 0 °C was added dropwise diethylaminosulfur trifluoride (0.020 mL, 0.15 mmol). The mixture was stirred at room temperature overnight. The crude was purified using RP-HPLC (XBridge C18 column, eluting with a gradient of acetonitrile/water

containing 0.1% ammonium hydroxide, at flow rate of 30 mL/min) to give the desired product (1.7 mg, 11%). The product was isolated as a racemic mixture. LCMS calculated for $C_{24}H_{25}ClF_2N_7O_2$ (M+H)⁺: m/z = 516.2; Found: 516.2.

Reference Example 192. 1-[1-(5-Chloro-3-cyclopropyl-2-methoxy-4-methylphenyl)ethyl]-3-methyl-1H-pyrazolo[3,4-d]pyrimidin-4-amine

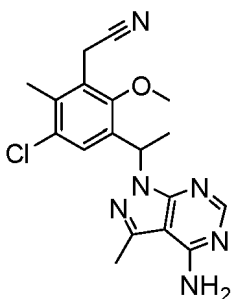
[0694]



[0695] To a microwave vial was added 1-[1-(3-bromo-5-chloro-2-methoxy-4-methylphenyl)ethyl]-3-methyl-1H-pyrazolo[3,4-d]pyrimidin-4-amine (15 mg, 0.037 mmol, from peak 1 from Example 167, step 4), potassium cyclopropyltrifluoroborate (8 mg, 0.06 mmol, from Frontier Scientific, item # C10298), potassium phosphate (23 mg, 0.11 mmol), and tetrakis(triphenylphosphine)palladium (4.2 mg, 0.0036 mmol) and then toluene (0.3 mL)/water (0.1 mL). The vial was sealed and degassed with N₂ three times. The reaction was heat at 110 °C for 20 h. The crude was purified using RP-HPLC (XBridge C18 column, eluting with a gradient of acetonitrile/water containing 0.1% ammonium hydroxide, at flow rate of 30 mL/min) to give the desired product (1.1 mg, 8%). The product was isolated as a single enantiomer. LCMS calculated for $C_{19}H_{23}ClN_5O$ (M+H)⁺: m/z = 372.2; Found: 372.2.

Reference Example 194. {3-[1-(4-Amino-3-methyl-1H-pyrazolo[3,4-d]pyrimidin-1-yl)ethyl]-5-chloro-2-methoxy-6-methylphenyl}acetonitrile

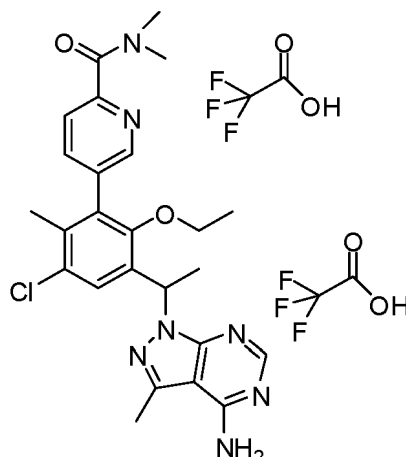
[0696]



[0697] A mixture of 1-[1-(3-bromo-5-chloro-2-methoxy-4-methylphenyl)ethyl]-3-methyl-1H-pyrazolo[3,4-d]pyrimidin-4-amine (30 mg, 0.073 mmol) (Peak1 from Example 167, step 4), 4-(4,4,5,5-tetramethyl-1,3,2-dioxaborolan-2-yl)isoxazole (0.018 g, 0.095 mmol, from Combi-Blocks Catalog, item # PN-8875), potassium fluoride (13 mg, 0.22 mmol) and [1,1'-bis(diphenylphosphino)ferrocene]-dichloropalladium(II), complex with dichloromethane (1:1) (12 mg, 0.015 mmol) in dimethyl sulfoxide (0.8 mL) / water (0.3 mL) was degassed with N₂ and then stirred at 130 °C for 16 h. The crude was purified using RP-HPLC (XBridge C18 column, eluting with a gradient of acetonitrile/water containing 0.1% ammonium hydroxide, at flow rate of 30 mL/min) to give the desired product (2.4 mg, 9%). The product was isolated as a single enantiomer. LCMS calculated for $C_{18}H_{20}ClN_6O$ (M+H)⁺: m/z = 371.1; Found: 371.1

Reference Example 195. 5-(3-(1-(4-Amino-3-methyl-1H-pyrazolo[3,4-d]pyrimidin-1-yl)ethyl)-5-chloro-2-methoxy-6-methylphenyl)-N,N-dimethylpicolinamide bis(2,2,2-trifluoroacetate)

[0698]



Step 1. 1-(3-Bromo-5-chloro-2-ethoxy-4-methylphenyl)ethanone

[0699] Into a round bottom flask was placed 1-(3-bromo-5-chloro-2-hydroxy-4-methylphenyl)ethanone (6.0 g, 23 mmol) in anhydrous DMF (22.8 mL). Potassium carbonate (6.3 g, 46 mmol) was then added followed by iodoethane (2.73 mL, 34.2 mmol). The resulting suspension was stirred at 60 °C for 2 h. The mixture was poured into 100 mL water and extracted with 200 mL of ethyl ether. The organic layers were separated, combined and washed with water and saturated NaCl solution, dried over anhydrous sodium sulfate, filtered, and concentrated to 6.0 g of tan oil. LCMS calculated for $C_{11}H_{13}BrClO_2$ (M+H)⁺: m/z = 293.0; Found: 293.0

Step 2. 1-(3-Bromo-5-chloro-2-ethoxy-4-methylphenyl)ethanol

[0700] Sodium tetrahydroborate (0.31 g, 8.1 mmol) was added to a mixture of 1-(3-bromo-5-chloro-2-ethoxy-4-methylphenyl)ethanone (1.5 g, 5.4 mmol) in methanol (25 mL) at 0 °C and the resultant reaction mixture was stirred at room temperature for 1 hour. The solvent was removed and the resulting residue was diluted with ethyl acetate, washed with sat. NaHCO₃, water, brine, then dried over Na₂SO₄, filtered and concentrated. The crude product was purified by silica gel chromatography, eluting with 0 to 30% EtOAc in hexanes (0.30 g, 90%).

Step 3. 3-Bromo-1-chloro-5-(1-chloroethyl)-4-ethoxy-2-methylbenzene

[0701] A mixture of cyanuric chloride (1.7 g, 9.2 mmol) and *N,N*-dimethylformamide (710 μ L, 9.2 mmol) was stirred at room temperature for 10 minutes and then a solution of 1-(3-bromo-5-chloro-2-ethoxy-4-methylphenyl)ethanol (1.72 g, 6.15 mmol) in methylene chloride (34 mL) was added and the reaction was stirred at room temperature overnight. The mixture was diluted with methylene chloride, washed with sat. NaHCO₃, water, brine, dried over Na₂SO₄, filtered and concentrated. The crude product was purified by silica gel chromatography, eluting with 0 to 10% EtOAc in hexanes (1.01 g, 60%).

Step 4. 1-[1-(3-Bromo-5-chloro-2-ethoxy-4-methylphenyl)ethyl]-3-methyl-1H-pyrazolo[3,4-d]pyrimidin-4-amine

[0702] A mixture of 3-bromo-1-chloro-5-(1-chloroethyl)-4-ethoxy-2-methylbenzene (150 mg, 0.50 mmol), 3-methyl-1H-pyrazolo[3,4-d]pyrimidin-4-amine (110 mg, 0.76 mmol), potassium iodide (9 mg, 0.05 mmol) and cesium carbonate (330 mg, 1.0 mmol) in *N,N*-dimethylformamide (4 mL) was stirred at 140 °C for 1 h. The mixture was diluted with methylene chloride, washed with sat. NaHCO₃, water, brine, dried over Na₂SO₄, filtered and concentrated. The crude product was purified by silica gel chromatography, eluting with 0 to 70% EtOAc in CH₂Cl₂ (103 mg, 50%). LCMS calculated for $C_{17}H_{20}BrClN_5O$ (M+H)⁺: m/z = 423.1; Found: 423.0. The racemic products were applied on a Phenomenex Lux-Cellulose 1 column (21.1 \times 250 mm, 5 micron particle size), eluting with 4% ethanol in hexanes at a flow rate of 18 mL/min, ~ 13 mg/injection, to provide two enantiomers. Peak 1, retention time: 8.64 min; Peak 2, retention time: 10.64 min.

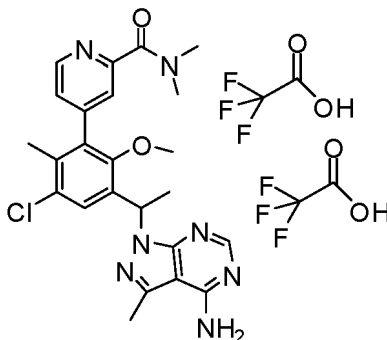
Step 5. 5-(3-(1-(4-Amino-3-methyl-1H-pyrazolo[3,4-d]pyrimidin-1-yl)ethyl)-5-chloro-2-ethoxy-6-methylphenyl)-*N,N*-dimethylpicolinamide bis(2,2,2-trifluoroacetate)

[0703] A mixture of 1-[1-(3-bromo-5-chloro-2-ethoxy-4-methylphenyl)ethyl]-3-methyl-1H-pyrazolo[3,4-d]pyrimidin-4-amine (25 mg, 0.061 mmol) (first peak from previous step chiral separation), *N,N*-dimethyl-5-(4,4,5,5-tetramethyl-1,3,2-

dioxaborolan-2-yl)pyridine-2-carboxamide (25 mg, 0.09 mmol), sodium carbonate (13 mg, 0.12 mmol) and [1,1'-bis(diphenylphosphino)-ferrocene]dichloropalladium (II), complex with dichloromethane (1:1) (9.9 mg, 0.012 mmol) in acetonitrile (0.8 mL) / water (0.3 mL) was degassed with N₂ and then stirred at 95 °C for 2 hours. After cooling to room temperature, the mixture was filtered and the filtrate purified on RP-HPLC (XBridge C18 column, eluting with a gradient of acetonitrile/water containing 0.05% trifluoroacetic acid, at flow rate of 30 mL/min) to give the desired product as bis-TFA salt (2.3 mg, 5%). The product was isolated as a single enantiomer. LCMS calculated for C₂₅H₂₉ClN₇O₂ (M+H)⁺: m/z = 494.2; Found: 494.2.

Reference Example 200. 4-(3-(1-(4-Amino-3-methyl-1H-pyrazolo[3,4-d]pyrimidin-1-yl)ethyl)-5-chloro-2-methoxy-6-methylphenyl)-N,N-dimethylpicolinamide bis(2,2,2-trifluoroacetate)

[0704]



Step 1. 4-(3-(1-(4-Amino-3-methyl-1H-pyrazolo[3,4-d]pyrimidin-1-yl)ethyl)-5-chloro-2-methoxy-6-methylphenyl)pyridine-2-carbonitrile

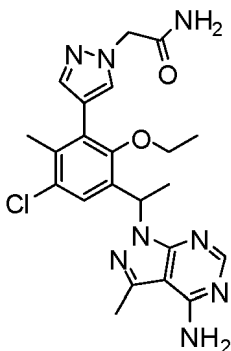
[0705] A mixture of 1-[1-(3-bromo-5-chloro-2-methoxy-4-methylphenyl)ethyl]-3-methyl-1H-pyrazolo[3,4-d]pyrimidin-4-amine (peak 1 from Example 167, step 4, 322 mg, 0.76 mmol), 4-(4,4,5,5-tetramethyl-1,3,2-dioxaborolan-2-yl)pyridine-2-carbonitrile (210 mg, 0.91 mmol, from Combi-Blocks Catalog, item # PN-0143), sodium carbonate (130 mg, 1.2 mmol) and [1,1'-bis(diphenylphosphino)ferrocene]dichloropalladium(II), complex with dichloromethane (1:1) (99 mg, 0.12 mmol) in acetonitrile (5 mL) / water (2 mL) was degassed with N₂ and the reaction was stirred at 95 °C for 2 h. The mixture was diluted with methylene chloride, washed with sat. NaHCO₃, water, brine, dried over Na₂SO₄, filtered and concentrated. The product (0.28 g, 85%) was purified by chromatography eluting with CH₂Cl₂/MeOH (max. MeOH 6%). LCMS calculated for C₂₂H₂₁ClN₇O (M+H)⁺: m/z = 434.1; Found: 434.1

Step 2. 4-(3-(1-(4-Amino-3-methyl-1H-pyrazolo[3,4-d]pyrimidin-1-yl)ethyl)-5-chloro-2-methoxy-6-methylphenyl)picolinic acid dihydrochloride

[0706] 1.0 M Sodium hydroxide (2.9 mL, 2.9 mmol) was added to a mixture of 4-(3-(1-(4-amino-3-methyl-1H-pyrazolo[3,4-d]pyrimidin-1-yl)ethyl)-5-chloro-2-methoxy-6-methylphenyl)pyridine-2-carbonitrile (0.250 g, 0.576 mmol) in ethanol (4.0 mL) and the resulting mixture was heated at 95 °C for 6 h. At this time, conc. HCl was added to adjust the pH to ~3. The solvent was removed and the residue was used in the next step without further purification. LCMS calculated for C₂₂H₂₂ClN₆O₃ (M+H)⁺: m/z = 453.1; Found: 453.2.

Step 3. 4-(3-(1-(4-Amino-3-methyl-1H-pyrazolo[3,4-d]pyrimidin-1-yl)ethyl)-5-chloro-2-methoxy-6-methylphenyl)-N,N-dimethylpicolinamide bis(2,2,2-trifluoroacetate)

[0707] 2.0 M Dimethylamine in THF (2.0 mL, 4.0 mmol) was added to a solution of 4-(3-(1-(4-amino-3-methyl-1H-pyrazolo[3,4-d]pyrimidin-1-yl)ethyl)-5-chloro-2-methoxy-6-methylphenyl)pyridine-2-carboxylic acid (250 mg, 0.552 mmol) and benzotriazol-1-yloxytris(dimethylamino)phosphonium hexafluorophosphate (370 mg, 0.83 mmol) in N,N-dimethylformamide (4 mL) at 0 °C followed by adding triethylamine (0.23 mL, 1.6 mmol). The reaction was stirred for 1 h. The crude mixture was purified on RP-HPLC (XBridge C18 column, eluting with a gradient of acetonitrile/water containing 0.05% trifluoroacetic acid, at flow rate of 30 mL/min) to give the desired product as bis-TFA salt. The product was isolated as a single enantiomer. LCMS calculated for C₂₄H₂₇ClN₇O₂ (M+H)⁺: m/z = 480.2; Found: 480.2. ¹H NMR (DMSO-d₆, 500 MHz) δ 8.67 (brs, 1 H), 8.36 (s, 1 H), 7.58 (s, 1 H), 7.41 (m, 2 H), 6.32 (q, 2 H), 3.20 (s, 3 H), 3.00 (s, 3 H), 2.94 (s, 3 H), 2.62 (s, 3 H), 2.03 (s, 3 H), 1.80 (d, 3 H) ppm.

Reference Example 203. 2-(4-(3-(1-(4-Amino-3-methyl-1H-pyrazolo[3,4-d]pyrimidin-1-yl)ethyl)-5-chloro-2-ethoxy-6-methylphenyl)-1H-pyrazol-1-yl)acetamide**[0708]**

Step 1. tert-Butyl [4-(4,4,5,5-tetramethyl-1,3,2-dioxaborolan-2-yl)-1H-pyrazol-1-yl]acetate

[0709] 1.0 M Potassium *tert*-butoxide in THF (2.4 mL, 2.4 mmol) was added to a solution of 4-(4,4,5,5-tetramethyl-1,3,2-dioxaborolan-2-yl)-1H-pyrazole (0.39 g, 2.0 mmol) in *N,N*-dimethylformamide (6.0 mL) at 0 °C. The reaction mixture was stirred at room temperature for 5 min. After cooled to 0 °C, to the mixture was added *t*-butyl bromoacetate (0.5 mL, 3 mmol). The reaction was stirred at room temperature for 2 h, then diluted with ethyl acetate, washed with *sat.* NaHCO₃, water, brine, dried over Na₂SO₄, filtered and concentrated. The product (0.5 g, 81%) was purified by chromatography eluting with hexanes/EtOAc (max. EtOAc 30%). LCMS calculated for C₁₅H₂₆BN₂O₄ (M+H)⁺: m/z = 309.2; Found: 309.1

Step 2. tert-Butyl (4-{3-[1-(4-amino-3-methyl-1H-pyrazolo[3,4-d]pyrimidin-1-yl)ethyl]-5-chloro-2-ethoxy-6-methylphenyl}-1H-pyrazol-1-yl)acetate

[0710] A mixture of 1-[1-(3-bromo-5-chloro-2-ethoxy-4-methylphenyl)ethyl]-3-methyl-1H-pyrazolo[3,4-d]pyrimidin-4-amine (70 mg, 0.16 mmol) (first peak from Example 195, step 4), *tert*-butyl [4-(4,4,5,5-tetramethyl-1,3,2-dioxaborolan-2-yl)-1H-pyrazol-1-yl]acetate (65 mg, 0.21 mmol), sodium carbonate (30. mg, 0.28 mmol) and [1,1'-bis(diphenylphosphino)ferrocene]dichloropalladium(II), complex with dichloromethane (1:1) (23 mg, 0.028 mmol) in acetonitrile (3 mL) /water (0.7 mL) was degassed with N₂ and then stirred at 95 °C for 2 h. The mixture was diluted with methylene chloride, washed with *sat.* NaHCO₃, water, brine, dried over Na₂SO₄, filtered and concentrated. The product (65 mg, 78%) was purified by chromatography eluting with CH₂Cl₂/MeOH (max. MeOH 5%). LCMS calculated for C₂₆H₃₃ClN₇O₃ (M+H)⁺: m/z = 526.2; Found: 526.3.

Step 3. (4-{3-[1-(4-Amino-3-methyl-1H-pyrazolo[3,4-d]pyrimidin-1-yl)ethyl]-5-chloro-2-ethoxy-6-methylphenyl}-1H-pyrazol-1-yl)acetic acid bis trifluoroacetate

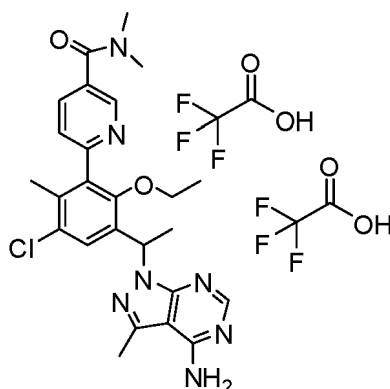
[0711] Trifluoroacetic acid (0.5 mL) was added to a solution of *tert*-butyl (4-{3-[1-(4-amino-3-methyl-1H-pyrazolo[3,4-d]pyrimidin-1-yl)ethyl]-5-chloro-2-ethoxy-6-methylphenyl}-1H-pyrazol-1-yl)acetate (0.065 g, 0.12 mmol) in methylene chloride (0.5 mL). The reaction was stirred at room temperature for 4 h. The solvent was removed to provide the crude product which was used in the next step. LCMS calculated for C₂₂H₂₅ClN₇O₃ (M+H)⁺: m/z = 470.2; Found: 470.1

Step 4. 2-(4-{3-[1-(4-Amino-3-methyl-1H-pyrazolo[3,4-d]pyrimidin-1-yl)ethyl]-5-chloro-2-ethoxy-6-methylphenyl}-1H-pyrazol-1-yl)acetamide

[0712] Ammonium carbonate (20 mg, 0.21 mmol) was added to a solution of (4-{3-[1-(4-amino-3-methyl-1H-pyrazolo[3,4-d]pyrimidin-1-yl)ethyl]-5-chloro-2-ethoxy-6-methylphenyl}-1H-pyrazol-1-yl)acetic acid bis trifluoroacetate (10 mg, 0.021 mmol) and benzotriazol-1-yloxytris(dimethylamino)phosphonium hexafluorophosphate (10 mg, 0.03 mmol) in *N,N*-dimethylformamide (0.7 mL) at room temperature followed by triethylamine (8.8 μL, 0.064 mmol). The reaction was stirred for 1 h. The crude was purified using RP-HPLC (XBridge C18 column, eluting with a gradient of acetonitrile/water containing 0.1% ammonium hydroxide, at flow rate of 30 mL/min) to give the desired product (2.5 mg, 25%). The product was isolated as a single enantiomer. LCMS calculated for C₂₂H₂₆ClN₈O₂ (M+H)⁺: m/z = 469.2; Found: 469.2 .

Reference Example 208. 6-{3-[1-(4-Amino-3-methyl-1H-pyrazolo[3,4-d]pyrimidin-1-yl)ethyl]-5-chloro-2-ethoxy-6-methylphenyl}-N,N-dimethylnicotinamide bis(trifluoroacetate)

[0713]



Step 1. 1-{1-[5-Chloro-2-ethoxy-4-methyl-3-(4,4,5,5-tetramethyl-1,3,2-dioxaborolan-2-yl)phenyl]ethyl}-3-methyl-1H-pyrazolo[3,4-d]pyrimidin-4-amine

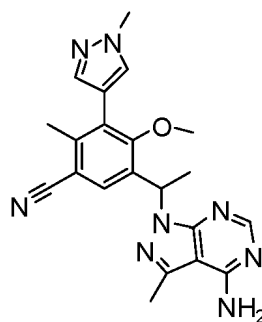
[0714] 1-[1-(3-Bromo-5-chloro-2-ethoxy-4-methylphenyl)ethyl]-3-methyl-1H-pyrazolo[3,4-d]pyrimidin-4-amine (0.050 g, 0.12 mmol, Peak 1 from Example 195, step 4) was combined in a microwave vial with potassium acetate (0.035 g, 0.35 mmol) and 4,4,5,5,4',4',5',5'-octamethyl-[2,2']bi[[1,3,2]dioxaborolanyl] (0.060 g, 0.24 mmol) in dimethyl sulfoxide (0.44 mL) at room temperature. This was degassed with nitrogen and then [1,1'-bis(diphenylphosphino)ferrocene]-dichloropalladium(II), complex with dichloromethane (1:1) (0.01 g, 0.01 mmol) was added. The reaction was heated in an oil bath to 105 °C overnight. This was allowed to cool, then taken up in ethyl acetate and washed with water, brine, dried over magnesium sulfate and concentrated. The product (15 mg, 20%) was purified by chromatography eluting with CH₂Cl₂/MeOH (max. MeOH 10%). LCMS calculated for C₂₃H₃₂BClN₅O₃ (M+H)⁺: m/z = 472.2; Found: 472.3.

Step 2. 6-{3-[1-(4-Amino-3-methyl-1H-pyrazolo[3,4-d]pyrimidin-1-yl)ethyl]-5-chloro-2-ethoxy-6-methylphenyl}-NN-dimethylnicotinamide bis(trifluoroacetate)

[0715] A mixture of 1-[1-[5-chloro-2-ethoxy-4-methyl-3-(4,4,5,5-tetramethyl-1,3,2-dioxaborolan-2-yl)phenyl]ethyl]-3-methyl-1H-pyrazolo[3,4-d]pyrimidin-4-amine (15 mg, 0.032 mmol), 6-chloro-N,N-dimethylnicotinamide (12 mg, 0.064 mmol), sodium carbonate (9.0 mg, 0.085 mmol) and [1,1'-bis(diphenylphosphino)ferrocene]-dichloropalladium(II), complex with dichloromethane (1:1) (6.9 mg, 0.0085 mmol) in acetonitrile (0.9 mL)/water (0.2 mL) was degassed with N₂ and then stirred at 95 °C overnight. The crude was purified using RP-HPLC (XBridge C18 column, eluting with a gradient of acetonitrile/water containing 0.05% trifluoroacetic acid, at flow rate of 30 mL/min) to give the desired product as TFA salt (2 mg, 9%). The product was isolated as a single enantiomer. LCMS calculated for C₂₅H₂₉ClN₇O₂ (M+H)⁺: m/z = 494.2; Found: 494.2.

Reference Example 209. 5-[1-(4-Amino-3-methyl-1H-pyrazolo[3,4-d]pyrimidin-1-yl)ethyl]-4-methoxy-2-methyl-3-(1-methyl-1H-pyrazol-4-yl)benzonitrile

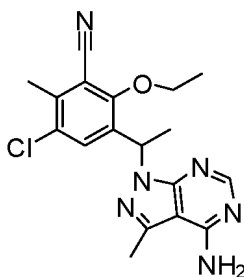
[0716]



[0717] Pre-formed catalyst (0.05 mL, from Example 40) was added to a mixture 1-{1-[5-chloro-2-methoxy-4-methyl-3-(1-methyl-1*H*-pyrazol-4-yl)phenyl]ethyl}-3-methyl-1*H*-pyrazolo[3,4-*d*]pyrimidin-4-amine (7.7 mg, 0.019 mmol), zinc (0.54 mg, 0.0082 mmol) and zinc cyanide (2.2 mg, 0.019 mmol) in *N,N*-dimethylacetamide (0.3 mL). The mixture was degassed with nitrogen 3 times. The reaction was heated at 120 °C for 1.5 h. The crude was purified using RP-HPLC (XBridge C18 column, eluting with a gradient of acetonitrile/water containing 0.1% ammonium hydroxide, at flow rate of 30 mL/min) to give the desired product (2.1 mg, 27%). The product was isolated as a single enantiomer. LCMS calculated for $C_{21}H_{23}N_8O$ ($M+H$)⁺: m/z = 403.2; Found: 403.2.

Reference Example 211. 3-[1-(4-Amino-3-methyl-1*H*-pyrazolo[3,4-*d*]pyrimidin-1-yl)ethyl]-5-chloro-2-ethoxy-6-methylbenzonitrile

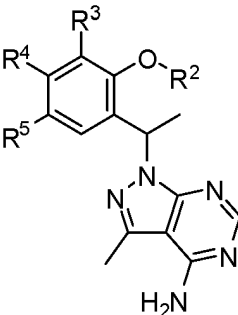
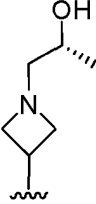
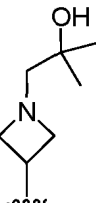
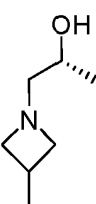
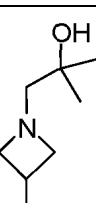
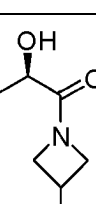
[0718]



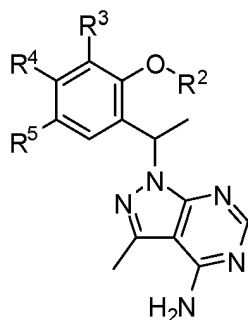
[0719] *N,N,N',N'*-Tetramethylethylenediamine (10 μ L, 0.07 mmol), zinc cyanide (3 mg, 0.03 mmol), tris(dibenzylideneacetone)dipalladium(0) (0.9 mg, 0.001 mmol) and (9,9-dimethyl-9*H*-xanthene-4,5-diyl)bis(diphenylphosphine) (2 mg, 0.003 mmol) was added successively to a solution of 1-[1-(3-bromo-5-chloro-2-ethoxy-4-methylphenyl)ethyl]-3-methyl-1*H*-pyrazolo[3,4-*d*]pyrimidin-4-amine (14 mg, 0.033 mmol, Peak 1 from Example 195, step 4) in *N,N*-dimethylformamide (0.5 mL) in a microwave tube. The tube was sealed and degassed and refilled with N_2 three times, and then heated at 160 °C under microwave irradiation for 400 seconds. The mixture was cooled, filtered and the crude filtrate was purified using RP-HPLC (XBridge C18 column, eluting with a gradient of acetonitrile/water containing 0.1% ammonium hydroxide, at flow rate of 30 mL/min) to give the desired product (2.4 mg, 20%). The product was isolated as a single enantiomer. LCMS calculated for $C_{18}H_{20}ClN_6O$ ($M+H$)⁺: m/z = 371.1; Found: 371.2.

[0720] Experimental procedures for the compounds of Examples 69, 70, 75, 78, 97, 98, 100, 103, 106, 107, 109, 111, 112, 114, 116, 119, 120, 122-124, 132, 135, 142-148, 151, 153-155, 157, 160, 162, 168-173, 175-178, 180, 185-187, 193, 196-199, 201, 202, 204-207, and 210 are summarized in Tables 1 and 2.

Table 1

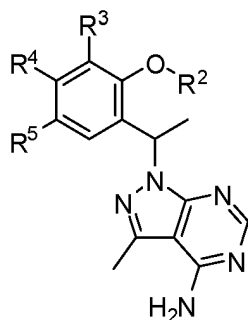
							
Ex. No.	Name	R ²	R ⁴	R ⁵	R ³	Salt	Proc. ¹
69	(2R)-1-(3-{3-[1-(4-Amino-3-methyl-1H-pyrazolo[3,4-d]pyrimidin-1-yl)ethyl]-5-eyloro-6-fluoro-2-methoxyphenyl}azetidin-1-yl)propan-2-ol ²	Me	F	Cl			68
70	1-(3-{3-[1-(4-Amino-3-methyl-1H-pyrazolo[3,4-d]pyrimidin-1-yl)ethyl]-5-chloro-6-fluoro-2-methoxyphenyl}azetidin-1-yl)-2-methylpropan-2-ol ²	Me	F	Cl			68
97	(2R)-1-(3-{3-[1-(4-Amino-3-methyl-1H-pyrazolo[3,4-d]pyrimidin-1-yl)ethyl]-5-chloro-2-ethoxy-6-methylphenyl}azetidin-1-yl)propan-2-ol ²	Et	Me	Cl		22 TFA	96
98	1-(3-{3-[1-(4-Amino-3-methyl-1H-pyrazolo[3,4-d]pyrimidin-1-yl)ethyl]-5-chloro-2-ethoxy-6-methylphenyl}azetidin-1-yl)-2-methylpropan-2-ol ³	Et	Me	Cl		2 TFA	96
100	(2R)-1-(3-{3-[1-(4-Amino-3-methyl-1H-pyrazolo[3,4-d]pyrimidin-1-yl)ethyl]-5-chloro-2-ethoxy-6-methylphenyl}azetidin-1-yl)-1-oxopropan-2-ol ²	Et	Me	Cl		TFA	99

(continued)



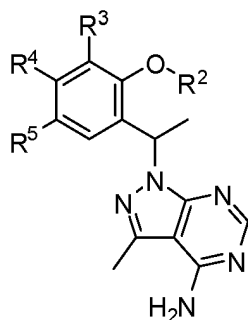
Ex. No.	Name	R ²	R ⁴	R ⁵	R ³	Salt	Proc. ¹
103	(2R)-1-(3-{3-[1-(4-Amino-3-methyl-1H-pyrazolo[3,4-d]pyrimidin-1-yl)ethyl]-5-chloro-2-methoxy-6-methylphenyl}azetidin-1-yl)propan-2-ol ⁵	Me	Me	Cl			102
106	2-(3-{3-[1-(4-Amino-3-methyl-1H-pyrazolo[3,4-d]pyrimidin-1-yl)ethyl]-5-chloro-2-methoxy-6-methylphenyl}azetidin-1-yl)propanenitrile ⁴	Me	Me	Cl			105
107	1-(1-{5-Chloro-2-methoxy-4-methyl-3-[1-(tetrahydrofuran-3-yl)azetidin-3-yl]phenyl}ethyl)-3-methyl-1H-pyrazolo[3,4-d]pyrimidin-4-amine ⁴	Me	Me	Cl			1
109	3-(3-{3-[1-(4-Amino-3-methyl-1H-pyrazolo[3,4-d]pyrimidin-1-yl)ethyl]-5-chloro-2-methoxy-6-methylphenyl}azetidin-1-yl)-1,1,1-trifluoropropan-2-ol ⁴	Me	Me	Cl			102
111	2-(3-{3-[1-(4-Amino-3-methyl-1H-pyrazolo[3,4-d]pyrimidin-1-yl)ethyl]-5-chloro-2-methoxy-6-methylphenyl}azetidin-1-yl)acetamide ³	Me	Me	Cl			105
112	1-(1-{5-Chloro-3-[1-(2,2-difluoroethyl)azetidin-3-yl]-2-methoxy-4-methylphenyl}ethyl)-3-methyl-1H-pyrazolo[3,4-d]pyrimidin-4-amine ³	Me	Me	Cl			105

(continued)



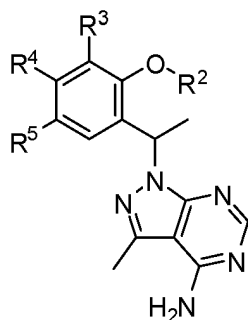
Ex. No.	Name	R ²	R ⁴	R ⁵	R ³	Salt	Proc. ¹
114	1-(1-{5-Chloro-3-[1-(2-fluoro-1-methylethyl)azetidin-3-yl]-2-methoxy-4-methylphenyl}ethyl)-3-methyl-1H-pyrazolo[3,4-d]pyrimidin-4-amine ⁴	Me	Me	Cl			1
116	(2S)-3-(3-{3-[1-(4-Amino-3-methyl-1H-pyrazolo[3,4-d]pyrimidin-1-yl)ethyl]-5-chloro-2-methoxy-6-methylphenyl}azetidin-1-yl)-1,1,1-trifluoropropan-2-ol ⁵	Me	Me	Cl			115
119	1-(1-{5-Chloro-3-[1-(cyclopropylcarbonyl)azetidin-3-yl]-2-methoxy-4-methylphenyl}ethyl)-3-methyl-1H-pyrazolo[3,4-d]pyrimidin-4-amine ³	Me	Me	Cl		TFA	117
120	1-[1-(5-Chloro-2-methoxy-4-methyl-3-{1-[(5-methylisoxazol-4-yl)carbonyl]azetidin-3-yl}phenyl)ethyl]-3-methyl-1H-pyrazolo[3,4-d]pyrimidin-4-amine ³	Me	Me	Cl		TFA	117
122	1-[(3-{3-[1-(4-Amino-3-methyl-1H-pyrazolo[3,4-d]pyrimidin-1-yl)ethyl]-5-chloro-2-methoxy-6-methylphenyl}azetidin-1-yl)carbonyl]cyclopropanol ³	Me	Me	Cl		TFA	121
123	1-(3-{3-[1-(4-Amino-3-methyl-1H-pyrazolo[3,4-d]pyrimidin-1-yl)ethyl]-5-chloro-2-methoxy-6-methylphenyl}azetidin-1-yl)-2-methyl-1-oxopropan-2-ol ³	Me	Me	Cl		TFA	121

(continued)



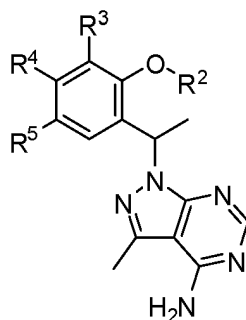
Ex. No.	Name	R ²	R ⁴	R ⁵	R ³	Salt	Proc. ¹
124	1-(1-{5-Chloro-2-methoxy-4-methyl-3-[1-(1H-pyrazol-4-yl-carbonyl)azetidin-3-yl]phenyl}ethyl)-3-methyl-1H-pyrazolo[3,4-d]pyrimidin-4-amine ³	Me	Me	Cl		TFA	121
142	(2R)-1-(3-{3-[1-(4-Amino-3-methyl-1H-pyrazolo[3,4-d]pyrimidin-1-yl)ethyl]-5-chloro-2-ethoxy-6-fluorophenyl}azetidin-1-yl)propan-2-ol ⁴	Et	F	Cl			140
143	(2S)-1-(3-{3-[1-(4-Amino-3-methyl-1H-pyrazolo[3,4-d]pyrimidin-1-yl)ethyl]-5-chloro-2-ethoxy-6-fluorophenyl}azetidin-1-yl)propan-2-ol ⁴	Et	F	Cl			140
144	2-(3-{3-[1-(4-Amino-3-methyl-1H-pyrazolo[3,4-d]pyrimidin-1-yl)ethyl]-5-chloro-2-ethoxy-6-fluorophenyl}azetidin-1-yl)ethanol ²	Et	F	Cl			139
145	1-{1-[5-Chloro-2-ethoxy-4-fluoro-3-(1-methylazetidin-3-yl)phenyl]ethyl}-3-methyl-1H-pyrazolo[3,4-d]pyrimidin-4-amine ²	Et	F	Cl			139
146	1-{1-[5-Chloro-2-ethoxy-3-(1-ethylazetidin-3-yl)-4-fluorophenyl]ethyl}-3-methyl-1H-pyrazolo[3,4-d]pyrimidin-4-amine ²	Et	F	Cl			139

(continued)



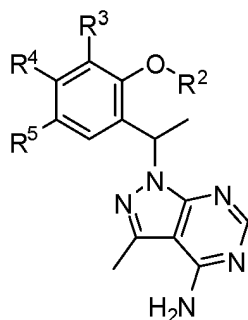
Ex. No.	Name	R ²	R ⁴	R ⁵	R ³	Salt	Proc. ¹
147	1-(1-{5-Chloro-3-[1-(2,2-difluoroethyl)azetidin-3-yl]-2-ethoxy-4-fluorophenyl}ethyl)-3-methyl-1H-pyrazolo[3,4-d]pyrimidin-4-amine ²	Et	F	Cl			141
148	2-(3-{3-[1-(4-Amino-3-methyl-1H-pyrazolo[3,4-d]pyrimidin-1-yl)ethyl]-5-chloro-2-ethoxy-6-fluorophenyl}azetidin-1-yl)acetamide ²	Et	F	Cl			141
157	(2S)-2-(3-{3-[1-(4-Amino-3-methyl-1H-pyrazolo[3,4-d]pyrimidin-1-yl)ethyl]-5-chloro-2-methoxy-6-methylphenyl}azetidin-1-yl)propan-1-ol ⁵	Me	Me	Cl			156
160	(2S)-2-(3-{3-[1-(4-Amino-3-methyl-1H-pyrazolo[3,4-d]pyrimidin-1-yl)ethyl]-5-chloro-2-methoxy-6-methylphenyl}azetidin-1-yl)-N,N-dimethylpropanamide ⁵	Me	Me	Cl			159
162	3-(3-{3-[1-(4-Amino-3-methyl-1H-pyrazolo[3,4-d]pyrimidin-1-yl)ethyl]-5-chloro-2-methoxy-6-methylphenyl}azetidin-1-yl)-2-methylpropanenitrile ⁴	Me	Me	Cl			161
168	1-(1-(5-chloro-2-methoxy-4-methyl-3-(pyrimidin-5-yl)phenyl)ethyl)-3-methyl-1H-pyrazolo[3,4-d]pyrimidin-4-amine ³	Me	Me	Cl		2TF A	167

(continued)



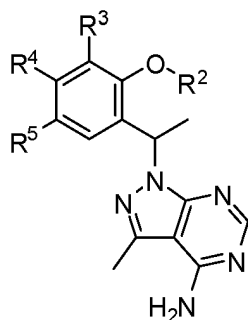
Ex. No.	Name	R ²	R ⁴	R ⁵	R ³	Salt	Proc. ¹
169	1-(1-(3-(2-aminopyrimidin-5-yl)-5-chloro-2-methoxy-4-methylphenyl)ethyl)-3-methyl-1H-pyrazolo[3,4-d]pyrimidin-4-amine ³	Me	Me	Cl			167
170	5-(3-(1-(4-amino-3-methyl-1H-pyrazolo[3,4-d]pyrimidin-1-yl)ethyl)-5-chloro-2-methoxy-6-methylphenyl)nicotinonitrile ³	Me	Me	Cl		2TF A	167
171	1-(1-(3-(6-aminopyridin-3-yl)-5-chloro-2-methoxy-4-methylphenyl)ethyl)-3-methyl-1H-pyrazolo[3,4-d]pyrimidin-4-amine ³	Me	Me	Cl			167
172	1-(1-(5-chloro-2-methoxy-4-methyl-3-(5-(methylsulfonyl)pyridin-3-yl)phenyl)ethyl)-3-methyl-1H-pyrazolo[3,4-d]pyrimidin-4-amine ³	Me	Me	Cl			167
173	5-(3-(1-(4-amino-3-methyl-1H-pyrazolo[3,4-d]pyrimidin-1-yl)ethyl)-5-chloro-2-methoxy-6-methylphenyl)-N-methylpicolinamide ³	Me	Me	Cl			167
175	5-{3-[1-(4-amino-3-methyl-1H-pyrazolo[3,4-d]pyrimidin-1-yl)ethyl]-5-chloro-2-methoxy-6-methylphenyl}-N-(2-hydroxyethyl)-N-methylnicotinamide ³	Me	Me	Cl		2TF A	174

(continued)



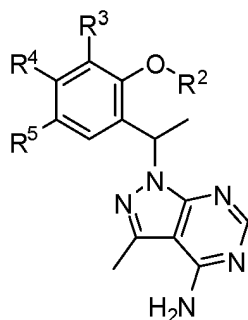
Ex. No.	Name	R ²	R ⁴	R ⁵	R ³	Salt	Proc. ¹
176	1-[(5-{3-[1-(4-amino-3-methyl-1H-pyrazolo[3,4-d]pyrimidin-1-yl)ethyl]-5-chloro-2-methoxy-6-methylphenyl}pyridin-3-yl)carbonyl]piperidin-4-ol ³	Me	Me	Cl		2TF A	174
177	1-[(5-{3-[1-(4-amino-3-methyl-1H-pyrazolo[3,4-d]pyrimidin-1-yl)ethyl]-5-chloro-2-methoxy-6-methylphenyl}pyridin-3-yl)carbonyl]azetidine-3-carbonitrile ³	Me	Me	Cl		2TF A	174
178	5-(3-(1-(4-amino-3-methyl-1H-pyrazolo[3,4-d]pyrimidin-1-yl)ethyl)-5-chloro-2-methoxy-6-methylphenyl)-N-(2-aminoethyl)-N-methylnicotinamide ³	Me	Me	Cl		3TF A	174
180	3-(3-(1-(4-Amino-3-methyl-1H-pyrazolo[3,4-d]pyrimidin-1-yl)ethyl)-5-chloro-2-methoxy-6-methylphenyl)-N,N-dimethylpropanamide ³	Me	Me	Cl		TFA	179
185	1-(1-(5-chloro-3-(6-(dimethylamino)pyridin-3-yl)-2-methoxy-4-methylphenyl)ethyl)-3-methyl-1H-pyrazolo[3,4-d]pyrimidin-4-amine ³	Me	Me	Cl		2TF A	184
186	1-(1-(5-chloro-3-(2-(dimethylamino)pyridin-4-yl)-2-methoxy-4-methylphenyl)ethyl)-3-methyl-1H-pyrazolo[3,4-d]pyrimidin-4-amine ³	Me	Me	Cl			184
187	1-(4-(3-(1-(4-amino-3-methyl-1H-pyrazolo[3,4-d]pyrimidin-1-yl)ethyl)-5-chloro-2-methoxy-6-methylphenyl)pyridin-2-yl)azetidine-3-ol ³	Me	Me	Cl			184

(continued)



Ex. No.	Name	R ²	R ⁴	R ⁵	R ³	Salt	Proc. ¹
193	1-{ 1-[5-Chloro-3-(cyclopropylmethyl)-2-methoxy-4-methylphenyl]ethyl}-3-methyl-1H-pyrazolo[3,4-d]pyrimidin-4-amine ³	Me	Me	Cl			192
196	5-(3-(1-(4-amino-3-methyl-1H-pyrazolo[3,4-d]pyrimidin-1-yl)ethyl)-5-chloro-2-ethoxy-6-methylphenyl)-N,N-dimethylnicotinamide ³	Et	Me	Cl			195
197	1-(1-(5-chloro-2-ethoxy-4-methyl-3-(1-methyl-1H-pyrazol-4-yl)phenyl)ethyl)-3-methyl-1H-pyrazolo[3,4-d]pyrimidin-4-amine ³	Et	Me	Cl			195
198	1-(1-(5-chloro-2-ethoxy-4-methyl-3-(5-(methylsulfonyl)pyridin-3-yl)phenyl)ethyl)-3-methyl-1H-pyrazolo[3,4-d]pyrimidin-4-amine ³	Et	Me	Cl			195
199	5-(3-(1-(4-amino-3-methyl-1H-pyrazolo[3,4-d]pyrimidin-1-yl)ethyl)-5-chloro-2-ethoxy-6-methylphenyl)-N-methylpicolinamide ³	Et	Me	Cl			195
201	4-(3-(1-(4-amino-3-methyl-1H-pyrazolo[3,4-d]pyrimidin-1-yl)ethyl)-5-chloro-2-ethoxy-6-methylphenyl)-N,N-dimethylpicolinamide ³	Et	Me	Cl			200
202	4-(3-(1-(4-amino-3-methyl-1H-pyrazolo[3,4-d]pyrimidin-1-yl)ethyl)-5-chloro-2-ethoxy-6-methylphenyl)-N-(2-hydroxyethyl)-N-methylpicolinamide ³	Et	Me	Cl			200

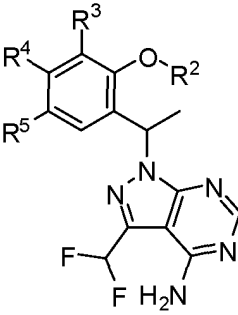
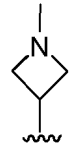
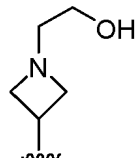
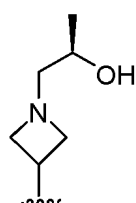
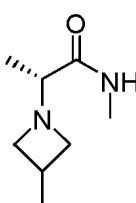
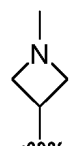
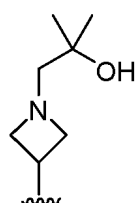
(continued)



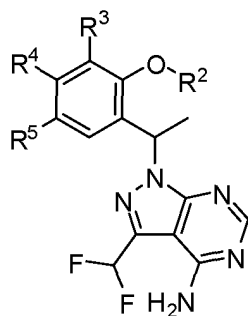
Ex. No.	Name	R ²	R ⁴	R ⁵	R ³	Salt	Proc. ¹
204	2-(4-(3-(1-(4-amino-3-methyl-1H-pyrazolo[3,4-d]pyrimidin-1-yl)ethyl)-5-chloro-2-ethoxy-6-methylphenyl)-1H-pyrazol-1-yl)-N-methylacetamide ³	Et	Me	Cl			203
205	2-(4-(3-(1-(4-amino-3-methyl-1H-pyrazolo[3,4-d]pyrimidin-1-yl)ethyl)-5-chloro-2-ethoxy-6-methylphenyl)-1H-pyrazol-1-yl)-N,N-dimethylacetamide ³	Et	Me	Cl			203
206	2-(4-(3-(1-(4-amino-3-methyl-1H-pyrazolo[3,4-d]pyrimidin-1-yl)ethyl)-5-chloro-2-methoxy-6-methylphenyl)-1H-pyrazol-1-yl)-N,N-dimethylacetamide ³	Me	Me	Cl			203
207	2-(4-(3-(1-(4-amino-3-methyl-1H-pyrazolo[3,4-d]pyrimidin-1-yl)ethyl)-5-chloro-2-methoxy-6-methylphenyl)-1H-pyrazol-1-yl)-N,N-dimethylpropanamide ⁴	Me	Me	Cl			203
210	5-[1-(4-Amino-3-methyl-1H-pyrazolo[3,4-d]pyrimidin-1-yl)ethyl]-4-ethoxy-2-methyl-3-(1-methyl-1H-pyrazol-4-yl)benzonitrile ³	Et	Me	CN			209

¹Synthesized according to the experimental procedure of compound listed;²Compound isolated as a racemic mixture;³Compound isolated as a single enantiomer;⁴Compound isolated as a mixture of diastereomers;⁵Compound isolated as a single diastereomer.

Table 2

							
Ex. No.	Name	R ²	R ⁴	R ⁵	R ³	Salt	Proc. ¹
75	1-{1-[5-Chloro-4-fluoro-2-methoxy-3-(1-methylazetidin-3-yl)phenyl]ethyl}-3-(difluoromethyl)-1H-pyrazolo[3,4-d]pyrimidin-4-amine ²	Me	F	Cl			73
78	5-{1-[4-Amino-3-(difluoromethyl)-1H-pyrazolo[3,4-d]pyrimidin-1-yl]ethyl}-2-fluoro-3-[1-(2-hydroxyethyl)azetidin-3-yl]-4-methoxybenzonitrile ²	Me	F	CN			77
132	5-{1-[4-Amino-3-(difluoromethyl)-1H-pyrazolo[3,4-d]pyrimidin-1-yl]ethyl}-3-[1-[(2R)-2-hydroxypropyl]azetidin-3-yl]-4-methoxy-2-methylbenzonitrile ⁴	Me	Me	CN			131
135	(2R)-2-[3-(3-{1-[4-Amino-3-(difluoromethyl)-1H-pyrazolo[3,4-d]pyrimidin-1-yl]ethyl}-5-cyano-2-methoxy-6-methylphenyl)azetidin-1-yl]-N-methylpropanamide ⁴	Me	Me	CN			134
151	1-{1-[5-Chloro-2-ethoxy-4-fluoro-3-(1-methylazetidin-3-yl)phenyl]ethyl}-3-(difluoromethyl)-1H-pyrazolo[3,4-d]pyrimidin-4-amine ²	Et	F	Cl			150
153	1-[3-(3-{1-[4-Amino-3-(difluoromethyl)-1H-pyrazolo[3,4-d]pyrimidin-1-yl]ethyl}-5-chloro-2-ethoxy-6-fluorophenyl)azetidin-1-yl]-2-methylpropan-2-ol ²	Et	F	Cl			140

(continued)



Ex. No.	Name	R ²	R ⁴	R ⁵	R ³	Salt	Proc. ¹
154	(2S)-1-[3-(3-{1-[4-Amino-3-(difluoromethyl)-1H-pyrazolo[3,4-d]pyrimidin-1-yl]ethyl}-5-chloro-2-ethoxy-6-fluorophenyl)azetidin-1-yl]propan-2-ol ⁴	Et	F	Cl			140
155	(2R)-1-[3-(3-{1-[4-Amino-3-(difluoromethyl)-1H-pyrazolo[3,4-d]pyrimidin-1-yl]ethyl}-5-chloro-2-ethoxy-6-fluorophenyl)azetidin-1-yl]propan-2-ol ⁴	Et	F	Cl			140
¹ Synthesized according to the experimental procedure of compound listed; ² Compound isolated as a racemic mixture; ⁴ Compound isolated as a mixture of diastereomers.							

Analytical Data

[0721] ¹H NMR data (Varian Inova 500 spectrometer, a Mercury 400 spectrometer, or a Varian (or Mercury) 300 spectrometer) and LCMS mass spectral data (MS) for the compounds of Examples 69, 70, 75, 78, 97, 98, 100, 102-138, 142-148, 151, 153-155, 157, 160, 162, 168-173, 175-178, 180, 185-187, 193, 196-199, 201, 202, 204-207, and 210 is provided below in Table 3.

Table 3

Ex. No.	MS [M+H] ⁺	Solvent	MHz	¹ H NMR Spectra
69	449.1	-	-	-
70	463.2	-	-	-
75	441.1	-	-	-
78	462.2	-	-	-
97	459.1	-	-	-
98	473.2	-	-	-
100	473.1	-	-	-
102	445.2	-	-	-

EP 3 888 657 B1

(continued)

Ex. No.	MS [M+H] ⁺	Solvent	MHz	¹ H NMR Spectra
103	445.3	CDCl ₃	300	δ 8.29 (s, 1H), 7.41 (s, 1H), 6.37 (q, J = 7.0 Hz, 1H), 5.40 (s, 2H), 4.18 - 3.66 (m, 4H), 3.58 (s, 3H), 3.27 - 3.02 (m, 2H), 2.65 (s, 3H), 2.53 - 2.21 (m, 2H), 2.11 (s, 3H), 1.93 - 1.60 (m, 4H), 1.12 (d, J = 6.2 Hz, 3H).
104	431.3	-	-	-
105	426.0	CDCl ₃	400	δ 8.28 (s, 1H), 7.44 (s, 1H), 6.36 (q, J = 7.1 Hz, 1H), 5.46 (s, 2H), 4.05 - 3.78 (m, 3H), 3.59 (s, 3H), 3.53 - 3.38 (m, 3H), 3.25 (dd, J = 8.6, 6.0 Hz, 1H), 2.65 (s, 3H), 2.12 (s, 3H), 1.83 (d, J = 7.1 Hz, 3H).
106	440.2	CDCl ₃	400	δ 8.29 (s, 1H), 7.44 (s, 1H), 6.37 (q, J = 6.9 Hz, 1H), 5.40 (s, 2H), 4.08 - 3.76 (m, 3H), 3.67 - 3.47 (m, 4H), 3.40 (q, J = 6.6 Hz, 1H), 3.20 (dd, J = 8.0, 4.2 Hz, 1H), 2.65 (s, 3H), 2.13 (d, J = 4.1 Hz, 3H), 1.83 (dd, J = 7.1, 1.1 Hz, 3H), 1.35 (dd, J = 7.1, 2.1 Hz, 3H).
107	457.1	CDCl ₃	300	δ 8.29 (s, 1H), 7.41 (s, 1H), 6.37 (q, J = 7.0 Hz, 1H), 5.42 (s, 2H), 4.13 - 3.70 (m, 6H), 3.70 - 3.43 (m, 6H), 3.20 - 2.99 (m, 1H), 2.99 - 2.77 (m, 2H), 2.65 (s, 3H), 2.12 (d, J = 1.9 Hz, 3H), 1.83 (d, J = 7.1 Hz, 3H).
108	469.1	CDCl ₃	300	δ 8.28 (d, J = 1.6 Hz, 1H), 7.41 (s, 1H), 6.37 (q, J = 7.1 Hz, 1H), 5.42 (s, 2H), 4.15 (q, J = 8.2, 6.9 Hz, 2H), 4.05 - 3.88 (m, 1H), 3.58 (s, 3H), 3.40 - 3.27 (m, 1H), 3.15 (dd, J = 9.3, 6.5 Hz, 1H), 2.95 (q, J = 9.5 Hz, 2H), 2.65 (s, 3H), 2.10 (s, 3H), 1.84 (dd, J = 7.0, 3.4 Hz, 3H).
109	440.2	CDCl ₃	400	δ 8.28 (s, 1H), 7.42 (s, 1H), 6.37 (q, J = 7.1 Hz, 1H), 5.56 (s, 2H), 4.17 - 3.99 (m, 2H), 3.98 - 3.79 (m, 2H), 3.58 (d, J = 5.9 Hz, 3H), 3.39 - 3.24 (m, 1H), 3.24 - 3.11 (m, 1H), 2.74 (dd, J = 12.7, 7.9 Hz, 1H), 2.65 (s, 5H), 2.10 (s, 3H), 1.83 (d, J = 7.1 Hz, 3H).
110	472.2	-	-	-
111	444.1	-	-	-
112	454.1	-	-	-
113	499.1	CDCl ₃	300	δ 8.29 (s, 1H), 7.42 (d, J = 2.1 Hz, 1H), 6.37 (q, J = 7.1 Hz, 1H), 5.48 (s, 2H), 4.07 (m, 3H), 3.98 - 3.77 (m, 2H), 3.58 (d, J = 3.6 Hz, 3H), 3.45 - 3.26 (m, 1H), 3.25 - 3.08 (m, 1H), 2.85 - 2.53 (m, 5H), 2.11 (s, 3H), 1.83 (d, J = 7.1 Hz, 3H).
114	447.2	CDCl ₃	300	δ 8.28 (s, 1H), 7.40 (s, 1H), 6.37 (q, J = 7.1 Hz, 1H), 5.49 (s, 2H), 4.35 (dd, J = 5.2, 2.3 Hz, 1H), 4.19 (dd, J = 4.9, 2.8 Hz, 1H), 4.12 - 3.95 (m, 2H), 3.88 (dt, J = 15.5, 7.9 Hz, 1H), 3.58 (d, J = 6.5 Hz, 2H), 3.28 - 3.10 (m, 1H), 3.10 - 2.93 (m, 1H), 2.75 - 2.54 (m, 3H), 2.20 - 2.01 (m, 3H), 1.94 - 1.69 (m, 5H), 0.97 (d, J = 5.7 Hz, 3H).
115	499.1	CDCl ₃	400	δ 8.28 (s, 1H), 7.42 (s, 1H), 6.37 (q, J = 7.0 Hz, 1H), 5.53 (s, 2H), 4.19 - 4.00 (m, 2H), 3.90 (dd, J = 9.7, 5.4 Hz, 2H), 3.59 (s, 3H), 3.44 - 3.34 (m, 1H), 3.13 (dd, J = 9.3, 6.7 Hz, 1H), 2.74 (dd, J = 12.8, 7.7 Hz, 1H), 2.65 (s, 4H), 2.10 (s, 3H), 1.83 (d, J = 7.1 Hz, 3H).
116	454.1	DMSO-d ₆	400	δ 8.04 (s, 1H), 7.18 (s, 1H), 6.13 (dt, J = 19.6, 6.8 Hz, 1H), 3.97 - 3.71 (m, 3H), 3.46 (s, 3H), 3.28 (s, 1H), 2.91 (dt, J = 29.4, 7.6 Hz, 1H), 2.43 (m, 6H), 2.36 (dd, J = 12.3, 8.0 Hz, 1H), 2.00 (s, 3H), 1.63 (d, J = 7.1 Hz, 3H).
117	495.2	DMSO-d ₆	400	δ 8.13 (d, J = 18.4 Hz, 2H), 7.75 (s, 1H), 7.29 (s, 1H), 6.22 (q, J = 7.1 Hz, 1H), 4.41 (s, 1H), 3.86 (s, 2H), 3.61 (d, J = 4.9 Hz, 2H), 3.33 (s, 6H), 2.55 (s, 3H), 2.23 (s, 3H), 1.71 (d, J = 7.0 Hz, 3H).
118	459.2	-	-	-
119	455.1	-	-	-

EP 3 888 657 B1

(continued)

	Ex. No.	MS [M+H] ⁺	Solvent	MHz	¹ H NMR Spectra
5	120	496.1	-	-	-
	121	459.2	-	-	-
	122	471.0	-	-	-
10	123	473.0	-	-	-
	124	481.0	-	-	-
	125	492.1	-	-	-
	126	478.1	-	-	-
15	127	465.2	CDCl ₃	300	δ 8.40 (s, 1H), 7.36 (s, 1H), 6.48 (q, J = 7.2 Hz, 1H), 5.81 (s, 2H), 4.16 - 3.95 (m, 2H), 3.94 - 3.75 (m, 1H), 3.56 (s, 3H), 3.18 - 3.02 (m, 1H), 3.00 - 2.83 (m, 1H), 2.31 - 2.18 (m, 1H), 2.14 (s, 3H), 1.84 (d, J = 7.1 Hz, 4H), 0.97 (dd, J = 6.2, 3.1 Hz, 6H).
20	128	456.2	-	-	-
	129	496.1	-	-	-
25	130	458.2	CDCl ₃	300	δ 8.39 (s, 1H), 7.63 (s, 1H), 6.49 (q, J = 7.1 Hz, 1H), 5.85 (s, 2H), 4.16 - 3.97 (m, 2H), 3.87 (m, 1H), 3.56 (t, J = 5.2 Hz, 2H), 3.14 (dd, J = 9.5, 6.9 Hz, 1H), 2.97 (dd, J = 9.3, 6.4 Hz, 1H), 2.61 - 2.49 (m, 2H), 2.31 (s, 3H), 1.84 (d, J = 7.1 Hz, 3H), 1.69 (br s, 1H), 1.48 - 1.34 (m, 2H), 0.97 (t, J = 7.3 Hz, 2H).
30	131	472.2	-	-	δ 8.39 (s, 1H), 7.63 (d, J = 3.4 Hz, 1H), 6.49 (d, J = 7.1 Hz, 1H), 5.79 (s, 2H), 4.15 - 3.96 (m, 2H), 3.88 (m, 1H), 3.70 (m, 1H), 3.63 (d, J = 2.0 Hz, 3H), 3.29 - 2.89 (m, 2H), 2.49 - 2.34 (m, 1H), 2.31 (s, 4H), 1.85 (d, J = 7.1 Hz, 3H), 1.25 (s, 2H), 1.12 (d, J = 6.2 Hz, 3H).
	132	472.2	-	-	-
35	133	486.2	CDCl ₃	300	δ 8.39 (s, 1H), 7.63 (s, 1H), 6.49 (q, J = 6.9 Hz, 1H), 5.84 (s, 2H), 4.10 (q, J = 7.4 Hz, 2H), 3.92 (m, 2H), 3.62 (s, 3H), 3.37 - 3.21 (m, 1H), 3.20 - 3.04 (m, 1H), 2.37 (s, 2H), 2.31 (s, 3H), 1.85 (d, J = 7.1 Hz, 3H), 1.70 (br s, 1H), 1.15 (s, 6H).
	134	499.1	-	-	-
40	135	499.1	CDCl ₃	400	δ 8.38 (d, J = 1.0 Hz, 1H), 7.63 (d, J = 6.8 Hz, 1H), 6.79 (d, J = 3.1 Hz, 1H), 6.54 - 6.38 (m, 1H), 5.83 (s, 2H), 4.04 - 3.86 (m, 2H), 3.86 - 3.70 (m, 1H), 3.64 (d, J = 11.0 Hz, 3H), 3.27 - 2.87 (m, 2H), 2.84 (dd, J = 4.9, 3.8 Hz, 3H), 2.81 - 2.70 (m, 1H), 2.31 (d, J = 8.1 Hz, 3H), 1.84 (dd, J = 7.1, 3.8 Hz, 4H), 1.17 (dd, J = 6.8, 5.8 Hz, 3H).
45	136	478.1	-	-	-
	137	472.2	-	-	-
50	138	456.2	CDCl ₃	400	δ 8.39 (s, 1H), 7.70 (s, 1H), 6.49 (d, J = 6.2 Hz, 1H), 5.83 (s, 2H), 4.63 - 4.38 (m, 2H), 4.37 - 4.03 (m, 2H), 3.74 (d, J = 21.2 Hz, 3H), 2.43 (d, J = 4.6 Hz, 3H), 1.91 (d, J = 3.6 Hz, 4H), 1.85 (d, J = 7.0 Hz, 4H).
	142	463.1	-	-	-
	143	463.2	-	-	-
	144	449.1	-	-	-
55	145	419.1	DMSO-d ₆	300	δ 8.10 (s, 1H), 7.44 (d 1H), 7.28 (bs, 2H), 6.20 (m, 1H), 3.77 (m, 5H), 2.95 (m, 2H), 2.53 (s, 3H), 2.17 (s, 3H), 1.67(d, 3H), 1.30 (t, 3H) ppm.

EP 3 888 657 B1

(continued)

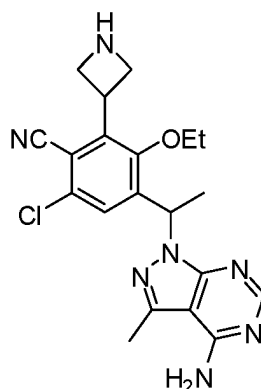
Ex. No.	MS [M+H] ⁺	Solvent	MHz	¹ H NMR Spectra
146	433.1	DMSO- <i>d</i> ₆	300	δ 8.10 (s, 1 H), 7.44 (d 1 H), 7.31 (bs, 2 H), 6.21 (m, 1 H), 3.80-3.63 (m, 5 H), 2.85 (m, 2 H), 2.49 (s, 3 H), 2.33 (m, 2 H), 1.67(d, 3 H), 1.31 (t, 3 H), 0.85 (t, 3 H) ppm.
147	469.1	-	-	-
148	462.2	-	-	-
151	455.1	-	-	-
153	513.2	-	-	-
154	499.1	DMSO- <i>d</i> ₆	300	δ 8.24 (s, 1H), 7.37 (m 2H), 6.28 (m, 1H), 4.27 (br s, 1H), 3.72 (m, 4H), 3.50 (m, 2H), 2.99-2.87 (m, 2H), 2.22 (m, 2H), 1.68 (d, 3H), 1.20 (t, 3H), 0.93 (d, 3H) ppm.
155	499.2	-	-	-
157	445.1	-	-	-
160	486.2	DMSO- <i>d</i> ₆	300	δ 8.09 (s, 1H), 7.23 (s, 1H), 6.18 (m, 1H), 3.78 (m, 3H), 3.50 (s, 3H), 3.01 (s, 3H), 3.0-2.9 (m, 3H), 2.77 (s, 3H), 2.54 (s, 3H), 2.06 (s, 3H), 1.67 (d, 3H), 0.98 (d, 3H) ppm.
162	454.1	-	-	-
168	410.2	-	-	-
169	425.1	-	-	-
170	434.2	-	-	-
171	424.2	-	-	-
172	487.3	-	-	-
173	466.2	-	-	-
175	510.2	-	-	-
176	536.3	-	-	-
177	517.2	-	-	-
178	509.2	-	-	-
180	431.0	-	-	-
185	452.1	-	-	-
186	452.2	-	-	-
187	480.2	-	-	-
193	386.2	-	-	-
196	494.2	-	-	-
197	426.2	-	-	-
198	501.2	-	-	-
199	480.1	-	-	-
201	494.2	-	-	-
202	524.2	-	-	-
204	483.2	-	-	-
205	497.2	-	-	-
206	483.1	-	-	-

(continued)

Ex. No.	MS [M+H] ⁺	Solvent	MHz	¹ H NMR Spectra
207	497.2	-	-	-
210	417.3	-	-	-

Reference Example 212. 4-[1-(4-Amino-3-methyl-1H-pyrazolo[3,4-d]pyrimidin-1-yl)ethyl]-2-azetidin-3-yl-6-chloro-3-ethoxybenzonitrile

[0722]



Step 1. 1-(5-Chloro-2-ethoxy-4-fluoro-3-iodophenyl)ethanone

[0723] The desired compound was prepared according to the procedure of Example 13, step 3 to form a racemic intermediate, using iodoethane instead of iodomethane as the starting material in 90% yield. ¹H NMR (300 MHz, CDCl₃) δ 7.68 (d, *J* = 8.3 Hz, 1H), 3.94 (q, *J* = 7.0 Hz, 2H), 2.61 (s, 3H), 1.48 (t, *J* = 7.0 Hz, 3H). LCMS for C₁₀H₁₀ClFIO₂ (M+H)⁺: *m/z* = 342.9, 344.9; Found: 342.9, 344.8.

Step 2. 4-Acetyl-6-chloro-3-ethoxy-2-iodobenzonitrile

[0724] A solution of 1-(5-chloro-2-ethoxy-4-fluoro-3-iodophenyl)ethanone (7.3 g, 21 mmol) in *N,N*-dimethylformamide (80 mL) was treated with potassium cyanide (2.1 g, 32 mmol) and stirred at 40 °C for 5 h. The reaction mixture was diluted with ethyl acetate and poured into saturated sodium bicarbonate solution/water (1:1). The organic layer was separated, washed with saturated sodium bicarbonate solution, dried with magnesium sulfate, filtered, and concentrated to give a crude brown oil. The crude material was purified by flash column chromatography using ethyl acetate in hexanes (0% - 30%) to give the desired product (6.1 g, 81%) as a yellow solid. ¹H NMR (400 MHz, CDCl₃) δ 7.57 (s, 1H), 3.93 (q, *J* = 7.0 Hz, 2H), 2.61 (s, 3H), 1.47 (t, *J* = 7.0 Hz, 3H). LCMS for C₁₁H₁₀ClINO₂ (M+H)⁺: *m/z* = 349.9; Found: 349.9.

Step 3. tert-Butyl 3-(3-acetyl-5-chloro-6-cyano-2-ethoxyphenyl)azetidine-1-carboxylate

[0725] Zinc (4.60 g, 70.3 mmol) and oven dried Celite (870 mg) was added to a flask and the flask was heated with a heat gun while under high-vac for 5 min and then back-filled with nitrogen. *N,N*-Dimethylacetamide (57 mL) was added, followed by 1,2-dibromoethane (430 μL, 5.0 mmol) and the mixture was heated at 70 °C for 10 min and then cooled to room temperature. The reaction mixture was treated with chlorotrimethylsilane (630 μL, 5.0 mmol) dropwise and stirred at room temperature for 1 h. The reaction mixture was treated with a solution of *tert*-butyl 3-iodoazetidine-1-carboxylate (18 g, 62 mmol) in *N,N*-dimethylacetamide (28 mL) dropwise (internal temperature was kept below 40 °C with a water bath) and heated at 40 °C for 2 h. The zinc-iodo reagent (transferred via canula) was filtered through a plastic filter (that was appropriately sealed to avoid atmospheric exposure) directly into a clean, dry flask that was flushed with nitrogen. The reaction mixture was treated with tris(dibenzylideneacetone)dipalladium(0) (720 mg, 0.79 mmol) and tri-(2-furyl)phosphine (370 mg, 1.6 mmol) and degassed with nitrogen for a few minutes. The reaction mixture was treated with a solution of 4-acetyl-6-chloro-3-ethoxy-2-iodobenzonitrile (14 g, 41 mmol) in *N,N*-dimethylacetamide (130 mL) (degassed with

nitrogen) quickly and heated at 70 °C for 2 h. The reaction mixture was poured into saturated ammonium chloride solution and extracted with ethyl acetate (3 x 300 mL). The combined organic extracts were washed with water (4 x 500 mL) and brine (1 x 500 mL), dried with magnesium sulfate, filtered, and concentrated to a crude dark oil. The crude material was purified by flash column chromatography using ethyl acetate in hexanes (5% - 45%) to give the desired product (14 g, 88%). ¹H NMR (300 MHz, CDCl₃) δ 7.46 (s, 1H), 4.42 - 4.20 (m, 5H), 3.80 (q, J = 7.0 Hz, 2H), 2.59 (s, 3H), 1.44 (s, 9H), 1.37 (t, J = 7.0 Hz, 3H). LCMS for C₁₅H₁₆ClN₂O₄ ([M-(t-Bu)+H]⁺): m/z = 323.1; Found: 323.0.

Step 4. tert-Butyl 3-[3-chloro-2-cyano-6-ethoxy-5-(1-hydroxyethyl)phenyl]azetidine-1-carboxylate

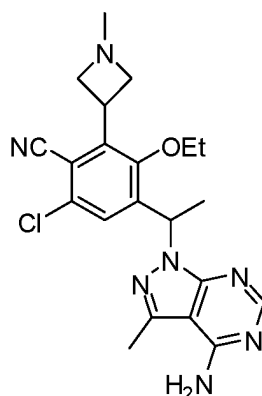
[0726] A solution of (3aS)-1-methyl-3,3-diphenyltetrahydro-3H-pyrrolo[1,2-c][1,3,2]oxazaborole (9.7 g, 35 mmol) in tetrahydrofuran (100 mL) was treated with 1.0 M borane-THF complex in tetrahydrofuran (42 mL, 42 mmol) and stirred at 20 °C for 15 min. The reaction mixture was cooled to -30 °C and treated with a solution of *tert-butyl* 3-(3-acetyl-5-chloro-6-cyano-2-ethoxyphenyl)azetidine-1-carboxylate (13 g, 35 mmol) in tetrahydrofuran (110 mL) slowly. The flask containing the starting material ketone was rinsed with additional tetrahydrofuran (20 mL) and added to the reaction mixture. The reaction mixture was warmed to 0 °C over a period of 30 min and stirred at 0 °C for 15 min. The reaction mixture was quenched with water at 0 °C, poured into saturated sodium bicarbonate solution, and extracted with ethyl acetate. The aqueous layer was separated and extracted with ethyl acetate. The combined organic layers were washed with water and brine, dried with magnesium sulfate, filtered, and concentrated to a crude dark oil. The crude material was purified by flash column chromatography using ethyl acetate in hexanes (0% - 70%) to give the desired product (10.4 g, 78%) as a yellow foam as a 98:2 mixture of enantiomers (Retention times = 7.73 min and 9.41 min; ChiralPak AD-H column, 4.6 x 150 mm, 5 micron particle size, eluting with 5% ethanol in hexanes at 1 mL/min). ¹H NMR (300 MHz, CDCl₃) δ 7.56 (s, 1H), 5.15 - 5.07 (m, 1H), 4.41 - 4.17 (m, 5H), 3.74 (q, J = 7.0 Hz, 2H), 2.12 (d, J = 3.7 Hz, 1H), 1.49 - 1.37 (m, 15H). LCMS for C₁₅H₁₈ClN₂O₄ ([M-(t-Bu)+H]⁺): m/z = 325.1; Found: 325.1.

Step 5. tert-Butyl 3-[3-[1-(4-amino-3-methyl-1H-pyrazolo[3,4-d]pyrimidin-1-yl)ethyl]-5-chloro-6-cyano-2-ethoxyphenyl]azetidine-1-carboxylate

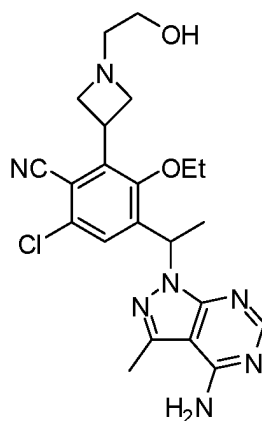
[0727] A solution of *tert-butyl* 3-[3-chloro-2-cyano-6-ethoxy-5-(1-hydroxyethyl)phenyl]azetidine-1-carboxylate (98:2 mixture of enantiomers from step 4) (10 g, 27 mmol) in methylene chloride (260 mL) at 0 °C was treated with triethylamine (11 mL, 82 mmol) followed by methanesulphonic anhydride (7.1 g, 41 mmol) and stirred at 0 °C for 15 min. The reaction mixture was diluted with dichloromethane and washed with water and brine, dried with magnesium sulfate, filtered, and concentrated to give the crude mesylate that was used without further purification. A solution of the crude mesylate intermediate in *N,N*-dimethylformamide (140 mL) was treated with cesium carbonate (13 g, 41 mmol) and 3-methyl-1H-pyrazolo[3,4-d]pyrimidin-4-amine (4.7 g, 31 mmol) and heated at 60 °C for 1 h. The reaction mixture was diluted with water and extracted with ethyl acetate (3 x 250 mL). The combined organic layers were washed with water and brine, dried with magnesium sulfate, filtered, and concentrated to a crude oil. The crude material was purified by flash column chromatography (100% dichloromethane to 70% acetonitrile containing 3% methanol/30% dichloromethane) to give the desired product (8.7 g, 62% for 2 steps) as a yellow foam as a 95:5 mixture of enantiomers (RT = 4.29 min and 6.00 min; Phenomenex Lux Cellulose C-1 column, 4.6 x 150 mm, 5 micron particle size, eluting with 15% ethanol in hexanes at 1 mL/min). This material was separated by chiral HPLC (Phenomenex Lux Cellulose C-1 column, 21.2 x 250 mm, 5 micron particle size, eluting with 15% ethanol in hexanes at 10 mL/min) to give 7.0 g of the desired peak 1 material (retention time of 8.20 min). ¹H NMR (300 MHz, CDCl₃) δ 8.24 (s, 1H), 7.51 (s, 1H), 6.32 (q, J = 7.1 Hz, 1H), 5.48 (brs, 2H), 4.40 - 4.18 (m, 5H), 4.05 - 3.93 (m, 1H), 3.81 - 3.65 (m, 1H), 2.64 (s, 3H), 1.81 (d, J = 7.1 Hz, 3H), 1.48 (t, J = 7.0 Hz, 3H), 1.43 (s, 9H). LCMS for C₂₅H₃₁ClN₇O₃ (M+H)⁺: m/z = 512.2; Found: 512.3.

Step 6. 4-[1-(4-Amino-3-methyl-1H-pyrazolo[3,4-d]pyrimidin-1-yl)ethyl]-2-azetidin-3-yl-6-chloro-3-ethoxybenzonitrile

[0728] A solution of *tert-butyl* 3-[3-[1-(4-amino-3-methyl-1H-pyrazolo[3,4-d]pyrimidin-1-yl)ethyl]-5-chloro-6-cyano-2-ethoxyphenyl]azetidine-1-carboxylate (peak 1 enantiomer from step 5) (2.2 g, 4.2 mmol) in methylene chloride (11 mL) was treated with trifluoroacetic acid (11 mL) dropwise and stirred at room temperature for 30 min. The reaction mixture was concentrated to an oil that was reconcentrated from ethanol (2x) to give a residue. This material was dissolved in a minimum amount of methanol, added dropwise to ice cooled saturated sodium bicarbonate solution (100 mL), and extracted several times with 2:1 dichloromethane/isopropanol to give the desired product (1.8 g, quantitative) that was used without further purification. A small amount of the desired product was purified by preparative LCMS (XBridge C18 column, eluting with a gradient of acetonitrile/water containing 0.1% ammonium hydroxide, at flow rate of 60 mL/min) to give the desired product. The product was isolated as a single enantiomer. ¹H NMR (400 MHz, DMSO-*d*₆) δ 8.11 (s, 1H), 7.47 (s, 1H), 6.23 (q, J = 7.0 Hz, 1H), 4.37 - 4.26 (m, 1H), 3.91 - 3.61 (m, 6H), 2.54 (s, 3H), 1.71 (d, J = 7.1 Hz, 3H), 1.32 (t, J = 7.0 Hz, 3H). LCMS for C₂₀H₂₃ClN₇O (M+H)⁺: m/z = 412.2; Found: 412.1.

Reference Example 213. 4-[1-(4-Amino-3-methyl-1H-pyrazolo[3,4-d]pyrimidin-1-yl)ethyl]-6-chloro-3-ethoxy-2-(1-methylazetidin-3-yl)benzonitrile**[0729]**

[0730] A solution of 4-[1-(4-amino-3-methyl-1H-pyrazolo[3,4-d]pyrimidin-1-yl)ethyl]-2-azetidin-3-yl-6-chloro-3-ethoxybenzonitrile (chiral intermediate in Example 212, Step 6) (0.30 g, 0.73 mmol) in methanol (7.3 mL) was treated with formaldehyde (37% in water) (0.54 mL, 7.3 mmol) and this was stirred at room temperature for 5 min. The reaction mixture was treated with sodium cyanoborohydride (0.092 g, 1.5 mmol) and stirred at room temperature for 2 h. The reaction mixture was diluted with methanol and purified by preparative LCMS (XBridge C18 column, eluting with a gradient of acetonitrile/water containing 0.1% ammonium hydroxide, at flow rate of 60 mL/min) to give the desired product (0.16 g, 50%). The product was isolated as a single enantiomer. ¹H NMR (400 MHz, DMSO-*d*₆) δ 8.11 (s, 1H), 7.48 (s, 1H), 6.27 - 6.18 (m, 1H), 4.10 - 3.98 (m, 1H), 3.96 - 3.86 (m, 2H), 3.83 - 3.74 (m, 1H), 3.72 - 3.64 (m, 1H), 3.10 - 2.98 (m, 2H), 2.54 (s, 3H), 2.20 (s, 3H), 1.71 (d, *J* = 6.9 Hz, 3H), 1.32 (t, *J* = 6.7 Hz, 3H). LCMS for C₂₁H₂₅ClN₇O (M+H)⁺: *m/z* = 426.2; Found: 426.2.

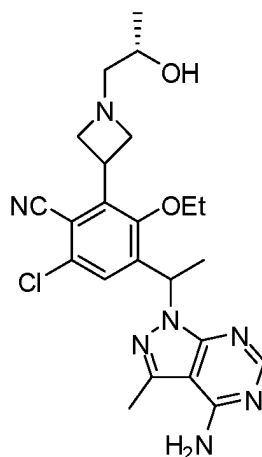
Reference Example 219. 4-[1-(4-Amino-3-methyl-1H-pyrazolo[3,4-d]pyrimidin-1-yl)ethyl]-6-chloro-3-ethoxy-2-[1-(2-hydroxyethyl)azetidin-3-yl]benzonitrile**[0731]**

[0732] A solution of 4-[1-(4-amino-3-methyl-1H-pyrazolo[3,4-d]pyrimidin-1-yl)ethyl]-2-azetidin-3-yl-6-chloro-3-ethoxybenzonitrile (300 mg, 0.74 mmol, chiral intermediate from Example 212) in tetrahydrofuran (14 mL) was treated with triethylamine (260 μL, 1.8 mmol) followed by 2-bromoethanol (63 μL, 0.89 mmol) dropwise and stirred at 60 °C for 6 h. The reaction mixture was treated with additional 2-bromoethanol (26 μL, 0.37 mmol) and stirred at 60 °C for another 6 h. The reaction mixture was poured into saturated sodium bicarbonate solution and extracted with ethyl acetate. The organic layer was concentrated and purified by preparative LCMS (XBridge C18 column, eluting with a gradient of acetonitrile/water containing 0.1% ammonium hydroxide, at flow rate of 60 mL/min) to give the desired product (0.15 g, 44%). The product was isolated as a single enantiomer. ¹H NMR (400 MHz, DMSO-*d*₆) δ 8.19 (s, 1H), 7.56 (s, 1H), 6.36 - 6.25 (m, 1H), 4.48 (br s, 1H), 4.19 - 4.07 (m, 1H), 4.04 - 3.94 (m, 2H), 3.91 - 3.82 (m, 1H), 3.81 - 3.72 (m, 1H), 3.20 - 3.08 (m, 2H), 2.62 (s,

2H), 2.57 (s, 3H), 1.79 (d, $J = 6.8$ Hz, 3H), 1.40 (t, $J = 6.6$ Hz, 3H). LCMS for $C_{22}H_{27}ClN_7O_2$ ($M+H$) $^+$: $m/z = 456.2$; Found: 456.1.

Reference Example 220. 4-[1-(4-Amino-3-methyl-1*H*-pyrazolo[3,4-*d*]pyrimidin-1-yl)ethyl]-6-chloro-3-ethoxy-2-{1-[(2*S*)-2-hydroxypropyl]azetidin-3-yl}benzonitrile

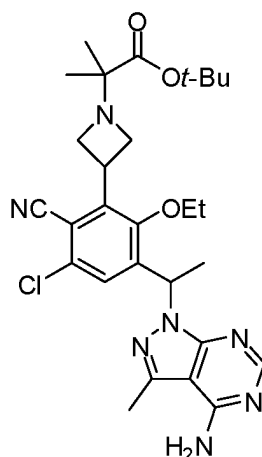
[0733]



[0734] A solution of 4-[1-(4-amino-3-methyl-1*H*-pyrazolo[3,4-*d*]pyrimidin-1-yl)ethyl]-2-azetidin-3-yl-6-chloro-3-ethoxybenzonitrile (50 mg, 0.12 mmol, chiral intermediate from example 212) in ethanol (1.7 mL) was treated with (*S*)-(-)-methyloxirane (21 μ L, 0.30 mmol) and heated in the microwave at 125 $^{\circ}$ C for 15 min. The reaction mixture was diluted with methanol and purified by preparative LCMS (XBridge C18 column, eluting with a gradient of acetonitrile/water containing 0.1% ammonium hydroxide, at flow rate of 60 mL/min) to give the desired product (27 mg, 47%). The product was isolated as a single diastereomer. 1H NMR (300 MHz, DMSO- d_6) δ 8.11 (s, 1H), 7.48 (s, 1H), 6.23 (q, $J = 6.9$ Hz, 1H), 4.35 (d, $J = 4.5$ Hz, 1H), 4.13 - 3.99 (m, 1H), 3.97 - 3.88 (m, 2H), 3.85 - 3.63 (m, 2H), 3.61 - 3.51 (m, 1H), 3.15 - 2.99 (m, 2H), 2.55 (s, 3H), 2.28 (d, $J = 5.9$ Hz, 2H), 1.71 (d, $J = 7.0$ Hz, 3H), 1.32 (t, $J = 6.9$ Hz, 3H), 1.00 (d, $J = 6.2$ Hz, 3H). LCMS for $C_{23}H_{29}ClN_7O_2$ ($M+H$) $^+$: $m/z = 470.2$; Found: 470.2.

Reference Example 236. *tert*-Butyl 2-(3-{3-[1-(4-amino-3-methyl-1*H*-pyrazolo[3,4-*d*]pyrimidin-1-yl)ethyl]-5-chloro-6-cyano-2-ethoxyphenyl}azetidin-1-yl)-2-methylpropanoate

[0735]

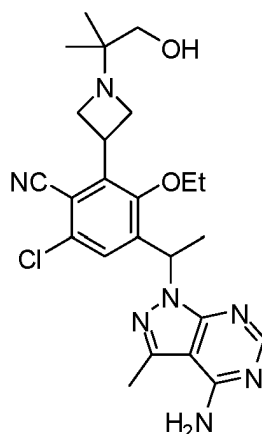


[0736] A solution of 4-[1-(4-amino-3-methyl-1*H*-pyrazolo[3,4-*d*]pyrimidin-1-yl)ethyl]-2-azetidin-3-yl-6-chloro-3-ethoxybenzonitrile (0.38 g, 0.92 mmol, chiral intermediate from Example 212) in *N,N*-dimethylformamide (4.6 mL) was treated with potassium carbonate (0.51 g, 3.7 mmol) followed by *tert*-butyl 2-bromo-2-methylpropanoate (0.86 mL, 4.6 mmol) and heated at 60 $^{\circ}$ C for 3 h. The reaction mixture was poured into water and extracted with ethyl acetate. The organic layer was

separated, dried with magnesium sulfate, filtered, and concentrated to a crude oil. The crude material was purified by flash column chromatography using methanol in dichloromethane (0% - 10%) to give the desired product (0.43 g, 83%). The product was isolated as a single enantiomer. ^1H NMR (300 MHz, $\text{DMSO}-d_6$) δ 8.10 (s, 1H), 7.44 (s, 1H), 6.22 (q, $J=6.8$ Hz, 1H), 4.12 - 3.97 (m, 1H), 3.88 - 3.70 (m, 4H), 3.62 - 3.48 (m, 2H), 2.54 (s, 3H), 1.70 (d, $J=7.0$ Hz, 3H), 1.33 (t, $J=6.9$ Hz, 3H), 1.17 (s, 9H), 1.05 (s, 6H). LCMS for $\text{C}_{28}\text{H}_{37}\text{ClN}_7\text{O}_3$ ($\text{M}+\text{H}$) $^+$: m/z = 554.3; Found: 554.3.

Reference Example 237. 4-[1-(4-Amino-3-methyl-1H-pyrazolo[3,4-d]pyrimidin-1-yl)ethyl]-6-chloro-3-ethoxy-2-[1-(2-hydroxy-1,1-dimethylethyl)azetidin-3-yl]benzonitrile

[0737]



Step 1. 2-(3-{3-[1-(4-Amino-3-methyl-1H-pyrazolo[3,4-d]pyrimidin-1-yl)ethyl]-5-chloro-6-cyano-2-ethoxyphenyl}azetidin-1-yl)-2-methylpropanoic acid bis(trifluoroacetate)

[0738] *tert-Butyl* 2-(3-{3-[1-(4-amino-3-methyl-1H-pyrazolo[3,4-d]pyrimidin-1-yl)ethyl]-5-chloro-6-cyano-2-ethoxyphenyl}azetidin-1-yl)-2-methylpropanoate (0.36 g, 0.65 mmol, chiral intermediate from Example 236) was dissolved in a premixed solution of trifluoroacetic acid (3.2 mL)/water (0.065 mL) and stirred at room temperature for 3 h and at 50 °C for 30 min. The reaction mixture was concentrated and re-concentrated from acetonitrile (2x) to give the desired product as a gum. This gum was treated with a small amount of methyl-*tert*-butylether that was swirled until a solid formed. The methyl-*tert*-butylether was decanted and the residue was concentrated to give the desired product (0.51 g, 109%) that was used without further purification. LCMS for $\text{C}_{24}\text{H}_{29}\text{ClN}_7\text{O}_3$ ($\text{M}+\text{H}$) $^+$: m/z = 498.2; Found: 498.3.

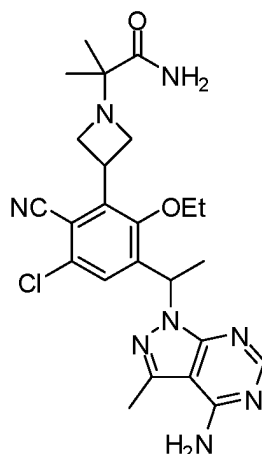
Step 2. 4-[1-(4-Amino-3-methyl-1H-pyrazolo[3,4-d]pyrimidin-1-yl)ethyl]-6-chloro-3-ethoxy-2-[1-(2-hydroxy-1,1-dimethylethyl)azetidin-3-yl]benzonitrile

[0739] A solution of 2-(3-{3-[1-(4-amino-3-methyl-1H-pyrazolo[3,4-d]pyrimidin-1-yl)ethyl]-5-chloro-6-cyano-2-ethoxyphenyl}azetidin-1-yl)-2-methylpropanoic acid bis(trifluoroacetate) (0.10 g, 0.16 mmol) in tetrahydrofuran (0.9 mL) was cooled to -25 °C, treated with 4-methylmorpholine (0.072 mL, 0.65 mmol) and isobutyl chloroformate (0.085 mL, 0.65 mmol), and stirred at -15 °C for 15 min. The reaction mixture was filtered through a disposable filter cartridge into a separate round bottom flask. This solution was then cooled to -20 °C and a solution of sodium tetrahydroborate (0.031 g, 0.82 mmol) in a minimum amount of water was added dropwise. The reaction mixture was stirred at -15 °C for 30 min, poured into water, and extracted with ethyl acetate. The organic layer was separated, concentrated, diluted with methanol, and purified by preparative LCMS (XBridge C18 column, eluting with a gradient of acetonitrile/water containing 0.1% ammonium hydroxide, at flow rate of 30 mL/min) to give the desired product (3.5 mg, 4%). The product was isolated as a single enantiomer. ^1H NMR (300 MHz, $\text{DMSO}-d_6$) δ 8.11 (s, 1H), 7.50 (s, 1H), 7.35 (br s, 2H), 6.23 (q, $J=6.7$ Hz, 1H), 4.44 - 4.35 (m, 1H), 4.04 - 3.88 (m, 1H), 3.86 - 3.73 (m, 1H), 3.72 - 3.57 (m, 3H), 3.12 (d, $J=4.7$ Hz, 2H), 2.54 (s, 3H), 1.71 (d, $J=6.9$ Hz, 3H), 1.31 (t, $J=6.9$ Hz, 3H), 0.80 (s, 6H).

LCMS for $\text{C}_{24}\text{H}_{31}\text{ClN}_7\text{O}_2$ ($\text{M}+\text{H}$) $^+$: m/z = 484.2; Found: 484.2.

Reference Example 239. 2-(3-{3-[1-(4-Amino-3-methyl-1H-pyrazolo[3,4-d]pyrimidin-1-yl)ethyl]-5-chloro-6-cyano-2-ethoxyphenyl}azetidin-1-yl)-2-methylpropanamide

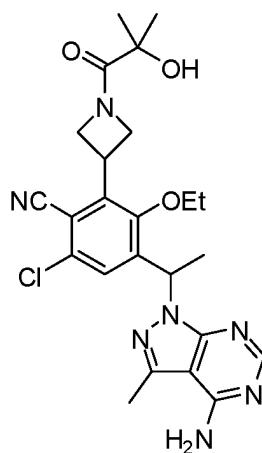
[0740]



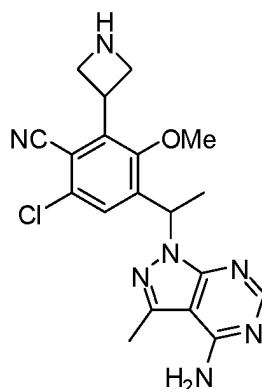
[0741] A solution of 2-(3-(3-(1-(4-amino-3-methyl-1H-pyrazolo[3,4-d]pyrimidin-1-yl)ethyl)-5-chloro-6-cyano-2-ethoxyphenyl)azetidin-1-yl)-2-methylpropanoic acid bis(trifluoroacetate) (0.05 g, 0.069 mmol, chiral intermediate from Example 237, Step 1) and 2.0 M ammonia in ethanol (0.17 mL, 0.34 mmol) in N,N-dimethylformamide (1 mL) was treated with triethylamine (0.048 mL, 0.35 mmol) and benzotriazol-1-yloxytris(dimethylamino)phosphonium hexafluorophosphate (0.046 g, 0.10 mmol) and stirred at room temperature for 1 h. The reaction mixture was quenched with a few drops of water, diluted with methanol, and purified by preparative LCMS (XBridge C18 column, eluting with a gradient of acetonitrile/water containing 0.1% ammonium hydroxide, at flow rate of 60 mL/min) to give the desired product (25 mg, 73%). The product was isolated as a single enantiomer. ^1H NMR (400 MHz, DMSO- d_6) δ 8.11 (s, 1H), 7.51 (s, 1H), 7.23 (s, 1H), 6.98 (s, 1H), 6.23 (q, J = 7.0 Hz, 1H), 4.09 - 3.96 (m, 1H), 3.84 - 3.61 (m, 4H), 3.39 - 3.34 (m, 1H), 3.32 - 3.28 (m, 1H), 2.54 (s, 3H), 1.71 (d, J = 7.0 Hz, 3H), 1.31 (t, J = 6.9 Hz, 3H), 1.02 (s, 6H). LCMS for $\text{C}_{24}\text{H}_{30}\text{ClN}_8\text{O}_2$ ($\text{M}+\text{H}$) $^+$: m/z = 497.2; Found: 497.3.

Reference Example 247. 4-[1-(4-Amino-3-methyl-1H-pyrazolo[3,4-d]pyrimidin-1-yl)ethyl]-6-chloro-3-ethoxy-2-[1-(2-hydroxy-2-methylpropanoyl)azetidin-3-yl] benzonitrile

[0742]



[0743] A solution of 4-[1-(4-amino-3-methyl-1H-pyrazolo[3,4-d]pyrimidin-1-yl)ethyl]-2-(2-hydroxy-2-methylpropanoyl)-6-chloro-3-ethoxybenzonitrile (0.04 g, 0.097 mmol, chiral intermediate from Example 212) and propanoic acid, 2-hydroxy-2-methyl- (0.012 g, 0.12 mmol) in N,N-dimethylformamide (0.54 mL) was treated with triethylamine (0.034 mL, 0.24 mmol) followed by O-(benzotriazol-1-yl)-N,N,N',N'-tetramethyluronium hexafluorophosphate (0.048 g, 0.13 mmol) and stirred at room temperature for 30 min. The reaction mixture was diluted with methanol and acetonitrile and purified by preparative LCMS (XBridge C18 column, eluting with a gradient of methanol/water containing 0.1% ammonium hydroxide, at flow rate of 60 mL/min) to give the desired product (7 mg, 14%). The product was isolated as a single enantiomer. ^1H NMR (300 MHz, DMSO- d_6) δ 8.11 (s, 1H), 7.54 (d, J = 4.5 Hz, 1H), 6.25 (q, J = 7.2 Hz, 1H), 5.08 (s, 1H), 4.88 - 4.77 (m, 1H), 4.73 - 4.60 (m, 1H), 4.50 - 4.35 (m, 1H), 4.29 - 4.09 (m, 2H), 3.85 - 3.73 (m, 2H), 2.55 (s, 3H), 1.73 (d, J = 7.0 Hz, 3H), 1.37 (t, J = 6.3 Hz, 3H), 1.26 (s, 3H), 1.22 (s, 3H). LCMS for $\text{C}_{24}\text{H}_{29}\text{ClN}_7\text{O}_3$ ($\text{M}+\text{H}$) $^+$: m/z = 498.2; Found: 498.2.

Reference Example 261. 4-[1-(4-Amino-3-methyl-1*H*-pyrazolo[3,4-*d*]pyrimidin-1-yl)ethyl]-2-azetidin-3-yl-6-chloro-3-methoxybenzonitrile**[0744]****Step 1. 4-Acetyl-6-chloro-2-iodo-3-methoxybenzonitrile**

[0745] A solution of 1-(5-chloro-4-fluoro-3-iodo-2-methoxyphenyl)ethanone (intermediate from Example 13, Step 3) (18 g, 54 mmol) in *N,N*-dimethylformamide (200 mL) was treated with potassium cyanide (5.2 g, 81 mmol) and stirred at 40 °C for 6 h. The reaction mixture was diluted with ethyl acetate and poured into saturated sodium bicarbonate solution/water (1:1). The organic layer was separated, washed with saturated sodium bicarbonate solution, dried with magnesium sulfate, filtered, and concentrated to give a crude brown oil. The crude material was purified by flash column chromatography using ethyl acetate in hexanes (0% - 30%) to give the desired product (11 g, 61%) as a yellow solid. ¹H NMR (300 MHz, CDCl₃) δ 7.60 (s, 1H), 3.81 (s, 3H), 2.62 (s, 3H). LCMS for C₁₀H₈ClINO₂ (M+H)⁺: m/z = 335.9; Found: 335.9.

Step 2. *tert*-Butyl 3-(3-acetyl-5-chloro-6-cyano-2-methoxyphenyl)azetidine-1-carboxylate

[0746] Zinc (5.0 g, 77 mmol) and oven dried Celite (520 mg) was added to a flask and the flask was heated with a heat gun while under high-vac for 5 min and then back-filled with nitrogen. *N,N*-dimethylacetamide (53 mL) was added, followed by 1,2-dibromoethane (400 μL, 4.6 mmol) and the mixture was heated at 70 °C for 15 min and then cooled to room temperature. The reaction mixture was treated with chlorotrimethylsilane (580 μL, 4.6 mmol) dropwise and stirred at room temperature for 1 h. The reaction mixture was treated with a solution of *tert*-butyl 3-iodoazetidine-1-carboxylate (16 g, 58 mmol) in *N,N*-dimethylacetamide (26 mL) dropwise (internal temperature was kept below 40 °C with a water bath) and heated at 40 °C for 2 h. The zinc-iodo reagent (transferred via canula) was filtered through a plastic filter (that was appropriately sealed to avoid atmospheric exposure) directly into a clean, dry flask that was flushed with nitrogen. The reaction mixture was treated with tris(dibenzylideneacetone)dipalladium(0) (670 mg, 0.73 mmol) and tri-(2-furyl)phosphine (340 mg, 1.5 mmol) and degassed with nitrogen for a few minutes. The reaction mixture was treated with a solution of 4-acetyl-6-chloro-2-iodo-3-methoxybenzonitrile (13 g, 39 mmol) in *N,N*-dimethylacetamide (120 mL) (degassed with nitrogen) quickly and heated at 70 °C for 2 h. The reaction mixture was poured into saturated ammonium chloride solution and extracted with ethyl acetate (3 × 300 mL). The combined organic extracts were washed with water (4 × 500 mL) and brine (1 × 500 mL), dried with magnesium sulfate, filtered, and concentrated to a crude dark oil. The crude material was purified by flash column chromatography using ethyl acetate in hexanes (5% - 40%) to give the desired product (12 g, 85%). ¹H NMR (400 MHz, DMSO-*d*₆) δ 7.79 (s, 1H), 4.39 - 4.29 (m, 1H), 4.28 - 4.11 (m, 4H), 3.68 (s, 3H), 2.58 (s, 3H), 1.38 (s, 9H).

Step 3. *tert*-Butyl 3-[3-chloro-2-cyano-5-(1-hydroxyethyl)-6-methoxyphenyl]azetidine-1-carboxylate

[0747] A solution of (3*aS*)-1-methyl-3,3-diphenyltetrahydro-3*H*-pyrrolo[1,2-*c*][1,3,2]oxazaborole (4.3 g, 16 mmol) in tetrahydrofuran (46 mL) was treated with 1.0 M borane-THF complex in tetrahydrofuran (19 mL, 19 mmol) and stirred at 20 °C for 15 min. The reaction mixture was cooled to -30 °C and treated with a solution of *tert*-butyl 3-(3-acetyl-5-chloro-6-cyano-2-methoxyphenyl)azetidine-1-carboxylate (5.7 g, 16 mmol) in tetrahydrofuran (49 mL) slowly. The flask containing the starting material ketone was rinsed with additional tetrahydrofuran (9 mL) and added to the reaction mixture. The temperature of the reaction was -20 °C after the addition was complete. The reaction mixture was warmed to -5 °C over a

period of 30 min. The reaction mixture was quenched with water at 0 °C, poured into saturated sodium bicarbonate solution, and extracted with ethyl acetate. The aqueous layer was separated and extracted with ethyl acetate. The combined organic layers were washed with water and brine, dried with magnesium sulfate, filtered, and concentrated to a crude dark oil. The crude material was purified by flash column chromatography using ethyl acetate in hexanes (0% - 100%) to give the desired product (5.5 g, 97%) as a beige foam as a 97:3 mixture of enantiomers (Retention times = 12.19 min and 13.18 min; Phenomenex Lux Cellulose C-2 column, 4.6 × 150 mm, 5 micron particle size, eluting with 8% ethanol in hexanes at 1 ml/min). ¹H NMR (400 MHz, DMSO-*d*₆) δ 7.62 (s, 1H), 5.48 (d, *J* = 4.6 Hz, 1H), 5.00 - 4.90 (m, 1H), 4.43 - 4.31 (m, 1H), 4.30 - 4.10 (m, 4H), 3.66 (s, 3H), 1.38 (s, 9H), 1.29 (d, *J* = 6.4 Hz, 3H). LCMS for C₁₄H₁₆ClN₂O₄ ([M-(*t*-Bu)+H]⁺): *m/z* = 311.1; Found: 311.1.

Step 4. *tert*-Butyl 3-[3-[1-(4-amino-3-methyl-1H-pyrazolo[3,4-*d*]pyrimidin-1-yl)ethyl]-5-chloro-6-cyano-2-methoxyphenyl]azetidine-1-carboxylate

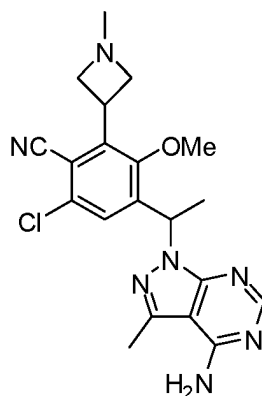
[0748] A solution of *tert-butyl* 3-[3-chloro-2-cyano-5-(1-hydroxyethyl)-6-methoxyphenyl]azetidine-1-carboxylate (8.6 g, 23 mmol) (97:3 mixture of enantiomers from step 3) in methylene chloride (220 mL) at 0 °C was treated with triethylamine (8.2 mL, 59 mmol) followed by methanesulphonic anhydride (6.1 g, 35 mmol) and stirred at 0 °C for 15 min. The reaction mixture was diluted with dichloromethane and washed with water and brine, dried with magnesium sulfate, filtered, and concentrated to give the crude mesylate that was used without further purification. A solution of the crude mesylate intermediate in *N,N*-dimethylformamide (82 mL) was cooled to 0 °C, treated with sodium hydride (1.2 g, 30 mmol) (60% in mineral oil), and stirred at 0 °C for 30 min. The reaction mixture was treated with a solution of *tert-butyl* 3-[3-chloro-2-cyano-6-methoxy-5-{1-[(methylsulfonyl)oxy]ethyl}phenyl]azetidine-1-carboxylate (11 g, 24 mmol) in *N,N*-dimethylformamide (170 mL) dropwise over a period of 10 min and stirred at 0 °C for 30 min and heated at 50 °C for 1 h. The reaction mixture was diluted with water and saturated sodium bicarbonate solution and extracted with ethyl acetate (3 × 200 mL). The combined organic extracts were washed with water (4 × 150 mL) and brine, dried with magnesium sulfate, filtered, and concentrated to a crude oil. The crude material was purified by flash column chromatography (2% methanol/98% dichloromethane to 7% methanol/93% dichloromethane [the dichloromethane contained 0.5% triethylamine]) to give the desired product (9.1 g, 77% for 2 steps) as a 9:1 mixture of enantiomers. This material was separated by chiral HPLC (retention times = 5.81 min and 8.94 min; Chiracel AD-H column, 20 × 250 mm, 5 micron particle size, eluting with 10% ethanol in hexanes at 18 ml/min, 10 mg/inj) to give 6.9 g of the desired peak 1 material. ¹H NMR (400 MHz, DMSO-*d*₆) δ 8.11 (s, 1H), 7.52 (s, 1H), 6.25 (q, *J* = 7.0 Hz, 1H), 4.45 - 4.33 (m, 1H), 4.27 - 4.13 (m, 4H), 3.70 (s, 3H), 2.55 (s, 3H), 1.73 (d, *J* = 7.1 Hz, 3H), 1.37 (s, 9H). LCMS for C₂₀H₂₁ClN₇O₃ ([M-(*t*-Bu)+H]⁺): *m/z* = 442.1; Found: 442.1.

Step 5. 4-[1-(4-Amino-3-methyl-1H-pyrazolo[3,4-*d*]pyrimidin-1-yl)ethyl]-2-azetidin-3-yl-6-chloro-3-methoxybenzonitrile

[0749] A solution of *tert-butyl* 3-[3-[1-(4-amino-3-methyl-1H-pyrazolo[3,4-*d*]pyrimidin-1-yl)ethyl]-5-chloro-6-cyano-2-methoxyphenyl]azetidine-1-carboxylate (1.7 g, 3.3 mmol) in methylene chloride (30 mL) was treated with trifluoroacetic acid (20 mL) and stirred at room temperature for 20 min. The reaction mixture was concentrated to give a residue that was diluted with methanol (50 mL) and saturated sodium bicarbonate solution (50 mL). This aqueous solution was diluted with brine (50 mL) and extracted with a 5:1 mixture of dichloromethane/isopropanol (5 × 100 mL). The combined organic extracts were dried over sodium sulfate and concentrated to give the desired product (1.4 g, 97%). The product was isolated as a single enantiomer. ¹H NMR (300 MHz, DMSO-*d*₆) δ 8.11 (s, 1H), 7.46 (s, 1H), 7.34 (br s, 2H), 6.24 (q, *J* = 6.9 Hz, 1H), 4.40 - 4.26 (m, 1H), 3.90 - 3.68 (m, 4H), 3.63 (s, 3H), 2.55 (s, 3H), 1.72 (d, *J* = 7.1 Hz, 3H). LCMS for C₁₉H₂₁ClN₇O (M+H)⁺: *m/z* = 398.1; Found: 398.1.

Reference Example 262. 4-[1-(4-Amino-3-methyl-1H-pyrazolo[3,4-*d*]pyrimidin-1-yl)ethyl]-6-chloro-3-methoxy-2-(1-methylazetidin-3-yl)benzonitrile

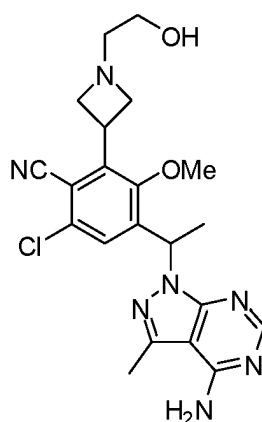
[0750]



[0751] A solution of 4-[1-(4-amino-3-methyl-1*H*-pyrazolo[3,4-*d*]pyrimidin-1-yl)ethyl]-2-azetidin-3-yl-6-chloro-3-methoxybenzonitrile (chiral intermediate from Example 261) (50 mg, 0.13 mmol) in methanol (3 mL) was treated with sodium cyanoborohydride (20 mg, 0.31 mmol) followed by formaldehyde (37% in water) (37 μ L, 0.50 mmol) and stirred at room temperature for 20 min. The reaction mixture was quenched with acetic acid (170 μ L, 2.9 mmol), diluted with methanol, and purified by preparative LCMS (XBridge C18 column, eluting with a gradient of acetonitrile/water containing 0.1% ammonium hydroxide, at flow rate of 60 mL/min) to give the desired product (30 mg, 58%). The product was isolated as a single enantiomer. ^1H NMR (300 MHz, $\text{DMSO-}d_6$) δ 8.11 (s, 1H), 7.46 (s, 1H), 7.37 (br s, 2H), 6.23 (q, J = 7.0 Hz, 1H), 4.10 - 3.96 (m, 1H), 3.95 - 3.85 (m, 2H), 3.63 (s, 3H), 3.05 - 2.94 (m, 2H), 2.55 (s, 3H), 2.18 (s, 3H), 1.72 (d, J = 7.1 Hz, 3H). LCMS for $\text{C}_{20}\text{H}_{23}\text{ClN}_7\text{O}$ ($\text{M}+\text{H}$) $^+$: m/z = 412.2; Found: 412.1.

Reference Example 268. 4-[1-(4-Amino-3-methyl-1*H*-pyrazolo[3,4-*d*]pyrimidin-1-yl)ethyl]-6-chloro-2-[1-(2-hydroxyethyl)azetidin-3-yl]-3-methoxybenzonitrile

[0752]



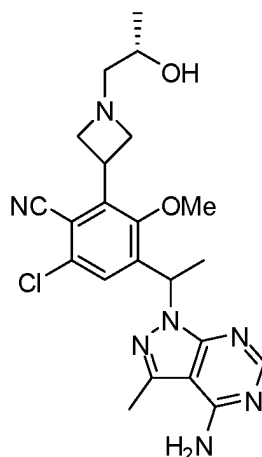
[0753] A solution of 4-[1-(4-amino-3-methyl-1*H*-pyrazolo[3,4-*d*]pyrimidin-1-yl)ethyl]-2-azetidin-3-yl-6-chloro-3-methoxybenzonitrile (chiral intermediate from Example 261) (400 mg, 1.0 mmol) in tetrahydrofuran (14 mL) was treated with triethylamine (350 μ L, 2.5 mmol) and 2-bromoethanol (85 μ L, 1.2 mmol) and stirred at 60 $^{\circ}\text{C}$ overnight. The reaction mixture was concentrated, diluted with methanol, and purified by preparative LCMS (XBridge C18 column, eluting with a gradient of acetonitrile/water containing 0.1% ammonium hydroxide, at flow rate of 60 mL/min) to give the desired product (0.14 g, 31%). The product was isolated as a single enantiomer. ^1H NMR (400 MHz, $\text{DMSO-}d_6$) δ 8.11 (s, 1H), 7.46 (s, 1H), 6.24 (q, J = 6.9 Hz, 1H), 4.41 (t, J = 5.4 Hz, 1H), 4.12 - 4.03 (m, 1H), 3.97 - 3.88 (m, 2H), 3.64 (s, 3H), 3.38 - 3.34 (m, 2H), 3.09 - 3.01 (m, 2H), 2.55 (s, 3H), 2.41 (t, J = 5.9 Hz, 2H), 1.72 (d, J = 7.0 Hz, 3H). LCMS for $\text{C}_{21}\text{H}_{25}\text{ClN}_7\text{O}_2$ ($\text{M}+\text{H}$) $^+$: m/z = 442.2; Found: 442.2.

[0754] The compounds of Example 268 and 269 were synthesized from the same chiral intermediate in Example 261. According to the crystal structure determination in Example 269, the stereochemistry at the carbon at the 1-position of the ethan-1,1-diyl group is *S*. Because the compound of Example 268 was synthesized from the same chiral intermediate as Example 269, one of ordinary skill in the art would expect that the carbon at the 1-position of the ethan-1,1-diyl group of Example 268 is also in the *S*-configuration. Accordingly, it is believed that the compound of Example 268 is (*S*)-4-[1-(4-amino-3-methyl-1*H*-pyrazolo[3,4-*d*]pyrimidin-1-yl)ethyl]-6-chloro-2-[1-(2-hydroxyethyl)azetidin-3-yl]-3-methoxybenzo-

nitrile.

Reference Example 269. 4-[1-(4-Amino-3-methyl-1H-pyrazolo[3,4-d]pyrimidin-1-yl)ethyl]-6-chloro-2-{1-[(2S)-2-hydroxypropyl]azetidin-3-yl}-3-methoxybenzonitrile

[0755]



[0756] A solution of 4-[1-(4-amino-3-methyl-1H-pyrazolo[3,4-d]pyrimidin-1-yl)ethyl]-2-azetidin-3-yl-6-chloro-3-methoxybenzonitrile (chiral intermediate from Example 261) (2.5 g, 6.3 mmol) in ethanol (130 mL) was treated with (S)-(-)-methyloxirane (1.1 mL, 16 mmol) and heated in the microwave at 120 °C for 25 min. The reaction mixture was concentrated to give a residue that was purified by flash column chromatography using methanol in dichloromethane (0% - 10%; methanol contained 0.5% triethylamine) and by preparative LCMS (XBridge C18 column, eluting with a gradient of acetonitrile/water containing 0.1% ammonium hydroxide, at flow rate of 60 mL/min) to give the desired product (0.76 g, 26%). The product was isolated as a single diastereomer. ¹H NMR (300 MHz, DMSO-*d*₆) δ 8.11 (s, 1H), 7.46 (s, 1H), 7.34 (br s, 2H), 6.23 (q, *J* = 7.0 Hz, 1H), 4.35 (br s, 1H), 4.14 - 3.99 (m, 1H), 3.98 - 3.87 (m, 2H), 3.64 (s, 3H), 3.60 - 3.52 (m, 1H), 3.13 - 2.99 (m, 2H), 2.55 (s, 3H), 2.28 (d, *J* = 5.9 Hz, 2H), 1.75 - 1.69 (m, 3H), 1.00 (d, *J* = 6.2 Hz, 3H). LCMS for C₂₂H₂₇ClN₇O₂ (M+H)⁺: *m/z* = 456.2; Found: 456.2.

Crystal structure determination for the compound of Example 269

C₂₂H₂₆N₇O₂·CL1+H₂O

[0757] CRYSTAL DATA: C₂₂ H₂₈ Cl F₀ N₇ O₃, from ACN/water, colorless, needle, ~0.500 × 0.070 × 0.050 mm, monoclinic, C₂, *a* = 25.941(7) Å, *b* = 4.9767(13) Å, *c* = 17.787(5) Å, beta = 101.967(4)°, Vol = 2246.3(10) Å³, *Z* = 4, *T* = -100.°C, Formula weight = 473.96, Density = 1.401g/cm³, μ(Mo) = 0.21 mm⁻¹

[0758] DATA COLLECTION: Bruker SMART APEX-II CCD system, MoKα radiation, standard focus tube, anode power = 50kV x 42 mA, crystal to plate distance = 5.0 cm, 512 × 512 pixels/frame, beam center = (256.13, 253.14), total frames = 704, oscillation/frame = 0.50°, exposure/frame = 120.1 sec/frame, SAINT integration, hkl min/max = (-27, 34, -6, 6, -23, 11), data input to shelx = 7578, unique data = 5186, two-theta range = 3.20 to 56.74°, completeness to two-theta 56.74 = 99.70%, R(int-*xl*) = 0.0331, SADABS correction applied.

[0759] SOLUTION AND REFINEMENT: Structure solved using XS(Shelxtl), refined using shelxtl software package, refinement by full-matrix least squares on *F*², scattering factors from Int. Tab. Vol C Tables 4.2.6.8 and 6.1.1.4, number of data = 5186, number of restraints = 2, number of parameters = 313, data/parameter ratio = 16.57, goodness-of-fit on *F*² = 1.02, R indices[*I* > 4σ(*I*)] R₁ = 0.0524, wR₂ = 0.1033, R indices(all data) R₁ = 0.0826, wR₂ = 0.1162, max difference peak and hole = 0.294 and -0.221 e/Å³, refined flack parameter = 0.05(8), All of the hydrogen atoms except the NH₂ and water hydrogens have been idealized using a riding model.

[0760] RESULTS: The asymmetric unit contains one molecule and one water molecule as shown in figure 1 with thermal ellipsoids drawn to the 50% probability level. The predicted structure is confirmed. The absolute configuration is determined based upon the known *S* configuration at C₂₁. The configuration at C₇ is determined to be *S*. The flack parameter also confirms the correct configuration. Based on the crystal structure, the compound of Example 269 is believed to be 4-((*S*)-1-(4-amino-3-methyl-1H-pyrazolo[3,4-d]pyrimidin-1-yl)ethyl)-6-chloro-2-(1-((*S*)-2-hydroxypropyl)azetidin-3-yl)-3-methoxybenzonitrile. The crystal structure is shown in FIG. 1.

Table A1. Atomic coordinates ($\times 10^4$) and equivalent isotropic displacement parameters ($\text{\AA}^2 \times 10^3$. U(eq) is defined as one third of the trace of the orthogonalized Uij tensor.

		x	y	z	U (eq)
5	Cl(1)	8035(1)	8495(2)	305(1)	36(1)
	N(1)	8519(1)	3404(5)	3463(1)	26(1)
	O(1)	9561(1)	4043(4)	2906(1)	23(1)
	C(12)	9008(1)	8170(6)	1221(2)	21(1)
	C(10)	9211(1)	5217(6)	2312(2)	20(1)
10	O(2)	11255(1)	1950(5)	2364(1)	29(1)
	N(4)	9120(1)	528(5)	4287(2)	30(1)
	N(7)	10708(1)	7154(5)	1712(1)	24(1)
	N(2)	8158(1)	5432(5)	3540(1)	24(1)
	C(9)	8688(1)	4321(6)	2173(2)	20(1)
15	N(3)	9131(1)	1229(5)	5640(2)	30(1)
	C(1)	8205(1)	5793(6)	4289(2)	24(1)
	C(13)	8494(1)	7215(6)	1069(2)	22(1)
	C(21)	11447(1)	3787(7)	1864(2)	27(1)
	C(7)	8514(1)	2255(6)	2701(2)	21(1)
20	C(14)	8337(1)	5294(6)	1539(2)	23(1)
	C(16)	9152(1)	10282(7)	751(2)	28(1)
	C(11)	9384(1)	7106(6)	1834(2)	20(1)
	C(20)	10994(1)	5251(7)	1322(2)	27(1)
	C(6)	7877(1)	7848(6)	4574(2)	28(1)
25	C(4)	9278(1)	68(7)	5045(2)	32(1)
	C(17)	9952(1)	8008(6)	1945(2)	23(1)
	N(5)	8627(1)	4376(6)	6088(2)	30(1)
	C(18)	10398(1)	6006(7)	2253(2)	27(1)
	C(19)	10208(1)	8201(7)	1229(2)	27(1)
30	N(6)	9263(1)	12004(6)	392(2)	39(1)
	C(2)	8582(1)	4004(5)	4710(2)	20(1)
	C(15)	9743(1)	5706(7)	3568(2)	30(1)
	C(8)	7972(1)	1060(6)	2388(2)	26(1)
	C(3)	8776(1)	3257(7)	5486(2)	26(1)
35	C(5)	8770(1)	2522(6)	4155(2)	25(1)
	C(22)	11791(1)	2363(8)	1403(2)	42(1)
	O(3)	8003(1)	8621(5)	6617(1)	40(1)

Table A2. Bond lengths [Å] and angles [deg]

45	Cl(1)-C(13)	1.731(3)
	N(1)-C(5)	1.340(4)
	N(1)-N(2)	1.403(3)
	N(1)-C(7)	1.468(4)
	O(1)-C(10)	1.372(3)
50	O(1)-C(15)	1.437(4)
	C(12)-C(13)	1.390(4)
	C(12)-C(11)	1.406(4)
	C(12)-C(16)	1.438(4)
	C(10)-C(9)	1.400(4)
55	C(10)-C(11)	1.403(4)
	O(2)-C(21)	1.434(4)
	N(4)-C(5)	1.333(4)
	N(4)-C(4)	1.345(4)

EP 3 888 657 B1

(continued)

	N(7)-C(20)	1.463(4)
	N(7)-C(18)	1.491(4)
5	N(7)-C(19)	1.494(4)
	N(2)-C(1)	1.325(4)
	C(9)-C(14)	1.382(4)
	C(9)-C(7)	1.524(4)
	N(3)-C(4)	1.329(4)
10	N(3)-C(3)	1.355(4)
	C(1)-C(2)	1.417(4)
	C(1)-C(6)	1.485(4)
	C(13)-C(14)	1.385(4)
15	C(21)-C(22)	1.509(4)
	C(21)-C(20)	1.540(4)
	C(7)-C(8)	1.522(4)
	C(21)-C(22)	1.143(4)
	C(11)-C(17)	1.513(4)
20	C(17)-C(18)	1.538(4)
	C(17)-C(19)	1.558(4)
	N(5)-C(3)	1.334(4)
	C(2)-C(5)	1.398(4)
25	C(2)-C(3)	1.417(4)
	C(5)-N(1)-N(2)	110.6(2)
	C(5)-N(1)-C(7)	129.0(3)
	N(2)-N(1)-C(7)	119.5(2)
	C(10)-O(1)-C(15)	116.0(2)
30	C(13)-C(12)-C(11)	120.4(3)
	C(13)-C(12)-C(16)	119.3(2)
	C(11)-C(12)-C(16)	120.3(2)
	O(1)-C(10)-C(9)	117.6(2)
	O(1)-C(10)-C(11)	120.5(2)
35	C(9)-C(10)-C(11)	121.7(3)
	C(5)-N(4)-C(4)	111.0(3)
	C(20)-N(7)-C(18)	116.9(2)
	C(20)-N(7)-C(19)	114.6(2)
40	C(18)-N(7)-C(19)	89.10(19)
	C(1)-N(2)-N(1)	105.8(2)
	C(14)-C(9)-C(10)	118.9(3)
	C(14)-C(9)-C(7)	120.7(2)
	C(10)-C(9)-C(7)	120.4(2)
45	C(4)-N(3)-C(3)	117.2(3)
	N(2)-C(1)-C(2)	110.8(3)
	N(2)-C(1)-C(6)	119.8(3)
	C(2)-C(1)-C(6)	129.4(3)
50	C(14)-C(13)-C(12)	120.5(3)
	C(14)-C(13)-Cl(1)	119.3(2)
	C(12)-C(13)-Cl(1)	120.2(2)
	O(2)-C(21)-C(22)	111.0(3)
	O(2)-C(21)-C(20)	111.8(2)
55	C(22)-C(21)-C(20)	110.1(3)
	N(1)-C(7)-C(8)	108.7(2)
	N(1)-C(7)-C(9)	111.1(2)

(continued)

	C(8)-C(7)-C(9)	114.1(2)
	C(9)-C(14)-C(13)	120.6(3)
5	N(6)-C(16)-C(12)	178.3(3)
	C(10)-C(11)-C(12)	117.7(2)
	C(10)-C(11)-C(17)	123.0(3)
	C(12)-C(11)-C(17)	119.3(2)
10	N(7)-C(20)-C(21)	113.9(2)
	N(3)-C(4)-N(4)	130.3(3)
	C(11)-C(17)-C(18)	119.6(3)
	C(11)-C(17)-C(19)	118.7(2)
	C(18)-C(17)-C(19)	85.1(2)
15	N(7)-C(18)-C(17)	89.4(2)
	N(7)-C(19)-C(17)	88.5(2)
	C(5)-C(2)-C(3)	116.4(2)
	C(5)-C(2)-C(1)	105.1(2)
	C(3)-C(2)-C(1)	138.3(3)
20	N(5)-C(3)-N(3)	116.5(3)
	N(5)-C(3)-C(2)	124.7(3)
	N(3)-C(3)-C(2)	118.8(3)
	N(4)-C(5)-N(1)	126.1(3)
25	N(4)-C(5)-C(2)	126.3(3)
	N(1)-C(5)-C(2)	107.6(2)

Table A3. Anisotropic displacement parameters ($\text{\AA}^2 \times 10^3$). The anisotropic displacement factor exponent takes the form: $-2 \pi^2 [h^2 a^{*2} U_{11} + \dots + 2 h k a^* b^* U_{12}]$

	U11	U22	U33	U23	U13	U12
30						
	Cl(1)	28(1)	47(1)	29(1)	14(1)	0(1)
	N(1)	29(1)	25(1)	24(1)	4(1)	8(1)
35	C(12)	24(1)	17(1)	22(1)	2(1)	3(1)
	C(10)	22(1)	18(1)	19(1)	0(1)	6(1)
	O(2)	32(1)	29(1)	27(1)	-3(1)	8(1)
	N(4)	30(1)	23(1)	36(2)	6(1)	9(1)
	N(7)	22(1)	26(1)	27(1)	-3(1)	7(1)
40	N(2)	26(1)	20(1)	29(1)	2(1)	11(1)
	C(9)	23(1)	18(1)	21(1)	-1(1)	10(1)
	N(3)	31(1)	31(1)	28(2)	4(1)	2(1)
	C(1)	26(2)	21(2)	28(2)	1(1)	9(1)
45	C(13)	25(1)	25(2)	17(1)	6(1)	6(1)
	C(21)	23(1)	29(2)	32(2)	-2(2)	11(1)
	C(7)	25(1)	18(1)	22(2)	0(1)	8(1)
	C(14)	23(1)	23(2)	25(2)	1(1)	8(1)
	C(16)	26(2)	31(2)	25(2)	4(1)	5(1)
50	C(11)	22(1)	19(1)	21(1)	-4(1)	7(1)
	C(20)	26(2)	30(2)	27(2)	-5(1)	9(1)
	C(6)	30(2)	18(2)	39(2)	-2(1)	10(1)
	C(4)	26(2)	30(2)	37(2)	5(2)	3(2)
55	C(17)	22(1)	22(2)	25(2)	-3(1)	3(1)
	N(5)	36(2)	32(2)	23(2)	0(1)	7(1)
	C(18)	26(2)	33(2)	26(2)	1(1)	10(1)
	C(19)	27(1)	28(2)	25(2)	6(1)	5(1)

(continued)

		U11	U22	U33	U23	U13	U12
	N(6)	42(2)	36(2)	39(2)	14(1)	8(1)	-2(1)
5	C(2)	18(1)	15(1)	25(2)	3(1)	3(1)	-5(1)
	C(15)	30(2)	35(2)	22(2)	-8(1)	2(1)	1(1)
	C(8)	31(2)	20(1)	29(2)	3(1)	11(1)	-1(1)
	C(3)	27(1)	26(2)	26(2)	3(1)	5(1)	-4(1)
	C(5)	27(2)	21(2)	26(2)	4(1)	5(1)	-3(1)
10	C(22)	37(2)	43(2)	48(2)	-7(2)	17(2)	4(2)
	O(3)	31(1)	37(1)	52(2)	-4(1)	5(1)	3(1)

Table A4. Hydrogen coordinates ($\times 10^4$) and isotropic displacement parameters ($\text{\AA}^2 \times 10^3$)

		x	y	z	U (eq)
	H(21A)	11662	5142	2184	33
	H(7A)	8769	778	2769	25
	H(14A)	7993	4654	1427	28
20	H(20A)	11136	6209	936	32
	H(20B)	10747	3924	1059	32
	H(6A)	7658	8739	4146	43
	H(6B)	8102	9141	4882	43
25	H(6C)	7660	6994	4880	43
	H(4A)	9529	-1277	5173	38
	H(17A)	10005	9684	2240	28
	H(18A)	10560	6271	2791	33
	H(18B)	10299	4141	2151	33
30	H(19A)	10051	7013	811	32
	H(19B)	10235	10021	1045	32
	H(15A)	9984	4705	3948	45
	H(15B)	9448	6265	3778	45
35	H(15C)	9918	7259	3420	45
	H(8A)	7888	-221	2748	39
	H(8B)	7971	182	1907	39
	H(8C)	7713	2467	2310	39
	H(22C)	12072	1453	1746	62
40	H(22D)	11937	3652	1104	62
	H(22A)	11584	1079	1067	62
	H(5)	8394(11)	5640(60)	6006(16)	11(7)
	H(5')	8756(12)	3720(80)	6590(20)	43(10)
45	H(2'')	11091(16)	700(100)	2100(30)	66(15)
	H(3)	8231(15)	9740(80)	6910(20)	80(17)
	H(3')	7658(11)	9010(80)	6510(20)	52(12)

Table A5. Torsion angles [deg]

50	C(15)-O(1)-C(10)-C(9)	-109.6(3)
	C(15)-O(1)-C(10)-C(11)	74.8(3)
	C(5)-N(1)-N(2)-C(1)	1.3(3)
	C(7)-N(1)-N(2)-C(1)	171.4(2)
55	O(1)-C(10)-C(9)-C(14)	-174.4(2)
	C(11)-C(10)-C(9)-C(14)	1.1(4)
	O(1)-C(10)-C(9)-C(7)	4.1(4)
	C(11)-C(10)-C(9)-C(7)	179.6(2)

EP 3 888 657 B1

(continued)

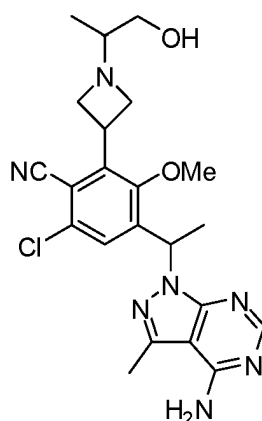
	N(1)-N(2)-C(1)-C(2)	-1.2(3)
	N(1)-N(2)-C(1)-C(6)	179.4(2)
5	C(11)-C(12)-C(13)-C(14)	3.0(4)
	C(16)-C(12)-C(13)-C(14)	-176.2(3)
	C(11)-C(12)-C(13)-Cl(1)	-179.0(2)
	C(16)-C(12)-C(13)-Cl(1)	1.7(4)
	C(5)-N(1)-C(7)-C(8)	109.1(3)
10	N(2)-N(1)-C(7)-C(8)	-58.9(3)
	C(5)-N(1)-C(7)-C(9)	-124.6(3)
	N(2)-N(1)-C(7)-C(9)	67.4(3)
	C(14)-C(9)-C(7)-N(1)	-112.9(3)
15	C(10)-C(9)-C(7)-N(1)	68.6(3)
	C(14)-C(9)-C(7)-C(8)	10.4(4)
	C(10)-C(9)-C(7)-C(8)	-168.1(3)
	C(10)-C(9)-C(14)-C(13)	-2.9(4)
	C(10)-C(9)-C(14)-C(13)	178.6(3)
20	C(12)-C(13)-C(14)-C(9)	0.8(4)
	Cl(1)-C(13)-C(14)-C(9)	-177.1(2)
	C(13)-C(12)-C(16)-N(6)	98(12)
	C(11)-C(12)-C(16)-N(6)	-82(12)
25	O(1)-C(10)-C(11)-C(12)	178.0(3)
	C(9)-C(10)-C(11)-C(12)	2.6(4)
	O(1)-C(10)-C(11)-C(17)	-1.4(4)
	C(9)-C(10)-C(11)-C(17)	-176.8(3)
	C(13)-C(12)-C(11)-C(10)	-4.6(4)
30	C(16)-C(12)-C(11)-C(10)	174.6(3)
	C(13)-C(12)-C(11)-C(17)	174.7(3)
	C(16)-C(12)-C(11)-C(17)	-6.0(4)
	C(18)-C(17)-C(19)-N(7)	-66.6(3)
35	C(19)-N(7)-C(20)-C(21)	-168.9(2)
	O(2)-C(21)-C(20)-N(7)	68.8(3)
	C(22)-C(21)-C(20)-N(7)	-167.3(3)
	C(18)-N(7)-C(20)-C(21)	-1.9(5)
	C(5)-N(4)-C(4)-N(3)	1.5(5)
40	C(10)-C(11)-C(17)-C(18)	33.6(4)
	C(12)-C(11)-C(17)-C(18)	-145.8(3)
	C(10)-C(11)-C(17)-C(19)	135.1(3)
	C(12)-C(11)-C(17)-C(19)	-44.3(4)
45	C(20)-N(7)-C(18)-C(17)	-138.9(2)
	C(19)-N(7)-C(18)-C(17)	-21.5(2)
	C(11)-C(17)-C(18)-N(7)	141.1(2)
	C(19)-C(17)-C(18)-N(7)	20.7(2)
	C(20)-N(7)-C(19)-C(17)	140.7(2)
50	C(18)-N(7)-C(19)-C(17)	21.3(2)
	C(11)-C(17)-C(19)-N(7)	-141.9(3)
	C(18)-C(17)-C(19)-N(7)	-20.7(2)
	N(2)-C(1)-C(2)-C(5)	0.6(3)
55	C(6)-C(1)-C(2)-C(5)	179.9(3)
	N(2)-C(1)-C(2)-C(3)	-173.9(3)
	C(6)-C(1)-C(2)-C(3)	5.4(6)
	C(4)-N(3)-C(3)-N(5)	179.0(3)

(continued)

	C(4)-N(3)-C(3)-C(2)	0.4(4)
	C(5)-C(2)-C(3)-N(5)	-177.4(3)
5	C(1)-C(2)-C(3)-N(5)	-3.3(5)
	C(5)-C(2)-C(3)-N(3)	1.2(4)
	C(1)-C(2)-C(3)-N(3)	175.3(3)
	C(4)-N(4)-C(5)-N(1)	-177.0(3)
10	C(4)-N(4)-C(5)-C(2)	0.4(4)
	N(2)-N(1)-C(5)-N(4)	176.9(3)
	C(7)-N(1)-C(5)-N(4)	8.0(5)
	N(2)-N(1)-C(5)-C(2)	-1.0(3)
	C(7)-N(1)-C(5)-C(2)	-169.9(3)
15	C(3)-C(2)-C(5)-N(4)	-1.7(4)
	C(1)-C(2)-C(5)-N(4)	-177.6(3)
	C(3)-C(2)-C(5)-N(1)	176.2(2)
	C(1)-C(2)-C(5)-N(1)	0.2(3)

Reference Examples 272 and 273. Diastereoisomers of 4-[1-(4-amino-3-methyl-1H-pyrazolo[3,4-d]pyrimidin-1-yl)ethyl]-6-chloro-2-[1-(2-hydroxy-1-methylethyl)azetidin-3-yl]-3-methoxybenzonitrile

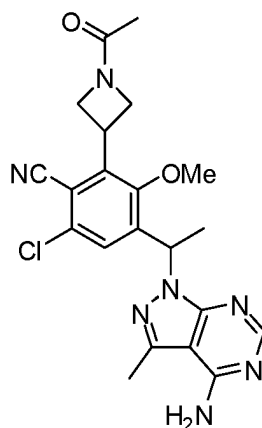
[0761]



[0762] A solution of 4-[1-(4-amino-3-methyl-1H-pyrazolo[3,4-d]pyrimidin-1-yl)ethyl]-2-azetidin-3-yl-6-chloro-3-methoxybenzonitrile (40 mg, 0.10 mmol) in methanol (2 mL) was treated with sodium cyanoborohydride (16 mg, 0.25 mmol) followed by acetol (28 μ L, 0.40 mmol) and stirred at room temperature for 1 h. The reaction mixture was quenched with acetic acid (100 μ L, 1.8 mmol), diluted with methanol, and purified by preparative LCMS (XBridge C18 column, eluting with a gradient of acetonitrile/water containing 0.1% ammonium hydroxide, at flow rate of 60 mL/min) to give the desired products as a mixture of diastereoisomers. This mixture of diastereoisomers was separated by chiral HPLC (RT = 3.70 min and 6.58 min; Phenomenex Lux Cellulose C-4 column, 21.2 250 mm, 5 micron particle size, eluting with 20% ethanol in hexanes at 18 mL/min, 5 mg/inj) to give the desired peak 1 isomer (compound 272) (19 mg, 41%) and peak 2 isomer (compound 273) (23 mg, 50%). Peak 1: ^1H NMR (300 MHz, DMSO- d_6) δ 8.11 (s, 1H), 7.47 (s, 1H), 7.34 (br s, 2H), 6.24 (q, J = 6.9 Hz, 1H), 4.43 (t, J = 5.2 Hz, 1H), 4.07 - 3.82 (m, 3H), 3.64 (s, 3H), 3.31 - 3.24 (m, 1H), 3.17 - 3.06 (m, 2H), 3.06 - 2.97 (m, 1H), 2.55 (s, 3H), 2.21 - 2.11 (m, 1H), 1.72 (d, J = 7.1 Hz, 3H), 0.81 (d, J = 6.3 Hz, 3H). LCMS for $\text{C}_{22}\text{H}_{27}\text{ClN}_7\text{O}_2$ ($\text{M}+\text{H}^+$): m/z = 456.2; Found: 456.2. Peak 2: ^1H NMR (300 MHz, DMSO- d_6) δ 8.11 (s, 1H), 7.47 (s, 1H), 7.35 (br s, 2H), 6.24 (q, J = 7.0 Hz, 1H), 4.43 (t, J = 5.5 Hz, 1H), 4.06 - 3.91 (m, 2H), 3.89 - 3.79 (m, 1H), 3.64 (s, 3H), 3.30 - 3.24 (m, 1H), 3.15 - 3.00 (m, 3H), 2.55 (s, 3H), 2.21 - 2.10 (m, 1H), 1.72 (d, J = 7.1 Hz, 3H), 0.82 (d, J = 6.2 Hz, 3H). LCMS for $\text{C}_{22}\text{H}_{27}\text{ClN}_7\text{O}_2$ ($\text{M}+\text{H}^+$): m/z = 456.2; Found: 456.2.

Reference Example 281. 2-(1-Acetylazetidin-3-yl)-4-[1-(4-amino-3-methyl-1*H*-pyrazolo[3,4-*d*]pyrimidin-1-yl)ethyl]-6-chloro-3-methoxybenzonitrile

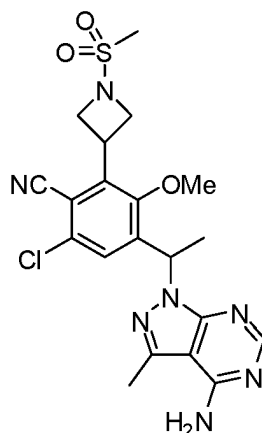
[0763]



[0764] A solution of 4-[1-(4-amino-3-methyl-1*H*-pyrazolo[3,4-*d*]pyrimidin-1-yl)ethyl]-2-azetidin-3-yl-6-chloro-3-methoxybenzonitrile (chiral intermediate from Example 261) (60 mg, 0.15 mmol) in tetrahydrofuran (2 mL) at 0 °C was treated with triethylamine (53 μ L, 0.38 mmol) followed by acetyl chloride (13 μ L, 0.18 mmol) and stirred at 20 °C overnight. The reaction mixture was diluted with methanol and purified by preparative LCMS (XBridge C18 column, eluting with a gradient of acetonitrile/water containing 0.1% ammonium hydroxide, at flow rate of 60 mL/min) to give the desired product (39 mg, 59%). The product was isolated as a single enantiomer. ¹H NMR (300 MHz, DMSO-*d*₆) δ 8.11 (s, 1H), 7.52 (d, *J* = 2.5 Hz, 1H), 7.36 (br s, 2H), 6.26 (q, *J* = 7.0 Hz, 1H), 4.57 - 4.36 (m, 3H), 4.30 - 4.21 (m, 1H), 4.18 - 4.08 (m, 1H), 3.71 (d, *J* = 3.1 Hz, 3H), 2.55 (s, 3H), 1.78 - 1.71 (m, 6H). LCMS for C₂₁H₂₃ClN₇O₂ (M+H)⁺: *m/z* = 440.2; Found: 440.1.

Reference Example 285. 4-[1-(4-Amino-3-methyl-1*H*-pyrazolo[3,4-*d*]pyrimidin-1-yl)ethyl]-2-azetidin-3-yl-6-chloro-3-methoxy-2-[1-(methylsulfonyl)azetidin-3-yl]benzonitrile

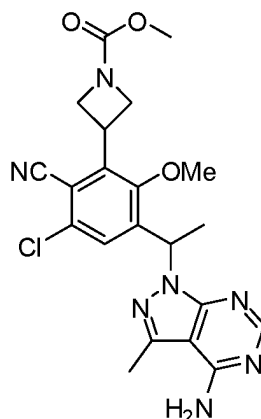
[0765]



[0766] A solution of 4-[1-(4-amino-3-methyl-1*H*-pyrazolo[3,4-*d*]pyrimidin-1-yl)ethyl]-2-azetidin-3-yl-6-chloro-3-methoxybenzonitrile (chiral intermediate from Example 261) (40 mg, 0.10 mmol) in dichloromethane (1 mL) was treated with triethylamine (35 μ L, 0.25 mmol), cooled to 0 °C, treated with methanesulfonyl chloride (9.3 μ L, 0.12 mmol) and stirred at 0 °C for 1 h. The reaction mixture was diluted with methanol and purified by preparative LCMS (XBridge C18 column, eluting with a gradient of acetonitrile/water containing 0.1% ammonium hydroxide, at flow rate of 60 mL/min) to give the desired product (20 mg, 42%). The product was isolated as a single enantiomer. ¹H NMR (300 MHz, DMSO-*d*₆) δ 8.12 (s, 1H), 7.55 (s, 1H), 7.35 (br s, 2H), 6.25 (q, *J* = 7.0 Hz, 1H), 4.54 - 4.40 (m, 1H), 4.27 - 4.12 (m, 4H), 3.68 (s, 3H), 3.01 (s, 3H), 2.55 (s, 3H), 1.74 (d, *J* = 7.1 Hz, 3H). LCMS for C₂₀H₂₃ClN₇O₃S (M+H)⁺: *m/z* = 476.1; Found: 476.1.

Reference Example 289. Methyl 3-{3-[1-(4-amino-3-methyl-1*H*-pyrazolo[3,4-*d*]pyrimidin-1-yl)ethyl]-5-chloro-6-cyano-2-methoxyphenyl}azetidine-1-carboxylate

[0767]

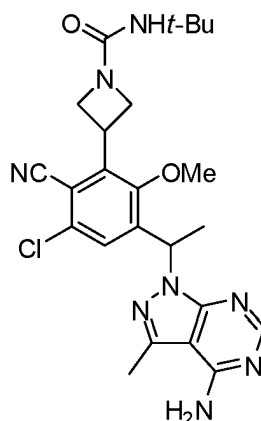


[0768] A solution of 4-[1-(4-amino-3-methyl-1*H*-pyrazolo[3,4-*d*]pyrimidin-1-yl)ethyl]-2-azetidin-3-yl-6-chloro-3-methoxybenzonitrile (chiral intermediate from Example 261) (20 mg, 0.05 mmol) in dichloromethane (1 mL) was treated with triethylamine (20 μ L, 0.14 mmol) followed by methyl chloroformate (4.7 μ L, 0.06 mmol) and stirred at room temperature for 1 h. The reaction mixture was diluted with methanol and purified by preparative LCMS (XBridge C18 column, eluting with a gradient of acetonitrile/water containing 0.1% ammonium hydroxide, at flow rate of 60 mL/min) to give the desired product (12 mg, 52%). The product was isolated as a single enantiomer. ^1H NMR (300 MHz, DMSO-*d*₆) δ 8.11 (s, 1H), 7.51 (s, 1H), 7.34 (br s, 2H), 6.25 (q, *J* = 7.0 Hz, 1H), 4.53 - 4.38 (m, 1H), 4.36 - 4.17 (m, 4H), 3.71 (s, 3H), 3.55 (s, 3H), 2.55 (s, 3H), 1.73 (d, *J* = 7.1 Hz, 3H).

LCMS for C₂₁H₂₃ClN₇O₃ (M+H)⁺: *m/z* = 456.2; Found: 456.1.

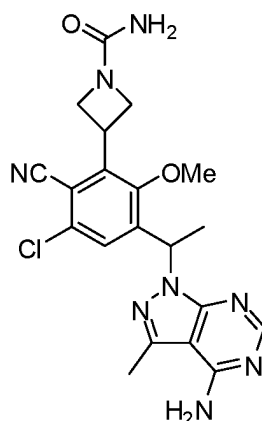
Reference Example 292. 3-{3-[1-(4-Amino-3-methyl-1*H*-pyrazolo[3,4-*d*]pyrimidin-1-yl)ethyl]-5-chloro-6-cyano-2-methoxyphenyl}-*N*-(*tert*-butyl)azetidine-1-carboxamide

[0769]

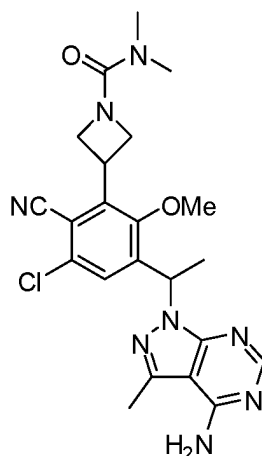


[0770] A solution of 4-[1-(4-amino-3-methyl-1*H*-pyrazolo[3,4-*d*]pyrimidin-1-yl)ethyl]-2-azetidin-3-yl-6-chloro-3-methoxybenzonitrile (chiral intermediate from Example 261) (20 mg, 0.05 mmol) in *N,N*-dimethylformamide (1 mL) was treated with triethylamine (20 μ L, 0.14 mmol) followed by 2-isocyanato-2-methyl-propane (7.2 μ L, 0.063 mmol) and stirred at room temperature overnight. The reaction mixture was diluted with methanol and purified by preparative LCMS (XBridge C18 column, eluting with a gradient of acetonitrile/water containing 0.1% ammonium hydroxide, at flow rate of 60 mL/min) to give the desired product (16 mg, 64%). The product was isolated as a single enantiomer.

LCMS for C₂₄H₃₀ClN₈O₂ (M+H)⁺: *m/z* = 497.2; Found: 497.2.

Reference Example 293. 3-{3-[1-(4-Amino-3-methyl-1H-pyrazolo[3,4-d]pyrimidin-1-yl)ethyl]-5-chloro-6-cyano-2-methoxyphenyl}azetidine-1-carboxamide**[0771]**

[0772] A solution of 3-{3-[1-(4-amino-3-methyl-1H-pyrazolo[3,4-d]pyrimidin-1-yl)ethyl]-5-chloro-6-cyano-2-methoxyphenyl}-N-(*tert*-butyl)azetidine-1-carboxamide (chiral intermediate from Example 292) (16 mg, 0.032 mmol) in trifluoroacetic acid (2 mL) was heated in the microwave at 120 °C for 10 min. The reaction mixture was diluted with methanol and purified by preparative LCMS (XBridge C18 column, eluting with a gradient of acetonitrile/water containing 0.1% ammonium hydroxide, at flow rate of 60 mL/min) to give the desired product (7 mg, 50%). The product was isolated as a single enantiomer. ¹H NMR (300 MHz, DMSO-*d*₆) δ 8.12 (s, 1H), 7.62 (s, 1H), 7.35 (br s, 2H), 6.28 (q, *J* = 6.9 Hz, 1H), 5.70 (br s, 1H), 4.62-4.49 (m, 1H), 4.34-4.20 (m, 1H), 3.83 (s, 3H), 3.78-3.49 (m, 2H), 2.55 (s, 3H), 1.73 (d, *J* = 7.0 Hz, 3H). LCMS for C₂₀H₂₂ClN₈O₂ (M+H)⁺: *m/z* = 441.2; Found: 441.1.

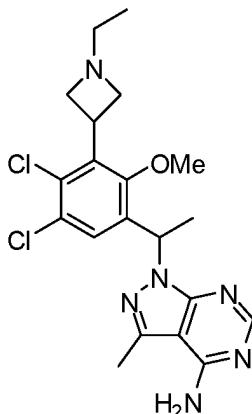
Reference Example 296. 3-{3-[1-(4-Amino-3-methyl-1H-pyrazolo[3,4-d]pyrimidin-1-yl)ethyl]-5-chloro-6-cyano-2-methoxyphenyl}-N,N-dimethylazetidine-1-carboxamide**[0773]**

[0774] A solution of 4-[1-(4-amino-3-methyl-1H-pyrazolo[3,4-d]pyrimidin-1-yl)ethyl]-2-azetidin-3-yl-6-chloro-3-methoxybenzonitrile (chiral intermediate from Example 261) (40 mg, 0.10 mmol) in N,N-dimethylformamide (2 mL) was treated with triethylamine (40 μL, 0.29 mmol) followed by *p*-nitrophenyl chloroformate (23 μL, 0.13 mmol) and stirred at room temperature for 1 h. The reaction mixture was diluted with methanol and purified by preparative LCMS (XBridge C18 column, eluting with a gradient of acetonitrile/water containing 0.1% ammonium hydroxide, at flow rate of 60 mL/min) to give the desired product that was used immediately. A solution of the *p*-nitrophenyl carbamate intermediate in tetrahydrofuran (1 mL) was treated with triethylamine (15 μL, 0.11 mmol) followed by a solution of 1.0 M dimethylamine in tetrahydrofuran (150 μL, 0.15 mmol) and heated in a sealed tube at 60 °C for 2 h. The reaction mixture was concentrated, diluted with methanol and purified by preparative LCMS (XBridge C18 column, eluting with a gradient of acetonitrile/water

containing 0.1% ammonium hydroxide, at flow rate of 60 mL/min) to give the desired product (13 mg, 28%). The product was isolated as a single enantiomer. ¹H NMR (300 MHz, DMSO-*d*₆) δ 8.11 (s, 1H), 7.49 (s, 1H), 7.36 (br s, 2H), 6.25 (q, *J* = 7.0 Hz, 1H), 4.44 - 4.23 (m, 3H), 4.22 - 4.10 (m, 2H), 3.69 (s, 3H), 2.76 (s, 6H), 2.55 (s, 3H), 1.73 (d, *J* = 7.1 Hz, 3H). LCMS for C₂₂H₂₆ClN₈O₂ (M+H)⁺: *m/z* = 469.2; Found: 469.1.

Reference Example 298. 1-{1-[4,5-Dichloro-3-(1-ethylazetidin-3-yl)-2-methoxyphenyl]ethyl}-3-methyl-1H-pyrazolo[3,4-d]pyrimidin-4-amine

[0775]



Step 1. 1-(4,5-Dichloro-2-hydroxyphenyl)ethanone

[0776] A solution of 3,4-dichlorophenol [AK Scientific] (30 g, 18 mmol) in acetyl chloride (19 mL, 270 mmol) was stirred at 60 °C for 2 h. The reaction mixture was cooled to 20 °C, treated with aluminum trichloride (37 g, 280 mmol) portionwise, and heated at 180 °C for 30 min. The reaction mixture was cooled to 20 °C and the solution hardened into a solid block that was not easy to break apart. This material was cooled to 0 °C and quenched slowly with 1 M HCl in portions. The solid block of material slowly broke apart with enough HCl and this heterogenous mixture was stirred at 20 °C overnight to ensure uniformity. The solid was filtered, washed with copious amounts of water, and dried under vacuum to give the desired product (38 g, quantitative) as a tan solid.

Step 2. 1-(4,5-Dichloro-2-hydroxy-3-iodophenyl)ethanone

[0777] A solution of 1-(4,5-dichloro-2-hydroxyphenyl)ethanone (12 g, 59 mmol) in acetic acid (70 mL) was treated with *N*-iodosuccinimide (16 g, 71 mmol) and stirred at 90 °C for 18 h. The reaction mixture was treated with additional *N*-iodosuccinimide (8 g, 36 mmol) and stirred at 90 °C for 4 h. The reaction mixture was concentrated, diluted with ethyl acetate, and quenched with saturated sodium bicarbonate until the bubbling stopped. The organic layer was separated and the aqueous was re-extracted with ethyl acetate. The combined organic layers were dried and concentrated to give a brown solid. This material was recrystallized from methanol to give desired product (9.0 g, 46%) as a tan solid. ¹H NMR (300 MHz, CDCl₃) δ 13.36 (s, 1H), 7.85 (s, 1H), 2.65 (s, 3H). LCMS for C₈H₆Cl₂IO₂ (M+H)⁺: *m/z* = 330.9, 332.9; Found: 330.8, 332.9.

Step 3. 1-(4,5-Dichloro-3-iodo-2-methoxyphenyl)ethanone

[0778] A solution of 1-(4,5-dichloro-2-hydroxy-3-iodophenyl)ethanone (16 g, 47 mmol) and potassium carbonate (17 g, 120 mmol) in *N,N*-dimethylformamide (40 mL) was treated with methyl iodide (6.4 mL, 100 mmol) and stirred at 60 °C for 1 h. The reaction mixture was diluted with water and extracted with ethyl acetate (2x). The combined organic layers were dried with magnesium sulfate, filtered, and concentrated to give a crude solid. The crude material was purified by flash column chromatography using ethyl acetate in hexanes (5% - 30%) to give the desired product (14 g, 84%) as an orange solid. ¹H NMR (300 MHz, CDCl₃) δ 7.69 (s, 1H), 3.79 (s, 3H), 2.60 (s, 3H). LCMS for C₉H₈Cl₂IO₂ (M+H)⁺: *m/z* = 344.9, 346.9; Found: 344.8, 346.9.

Step 4. *tert*-Butyl 3-(3-acetyl-5,6-dichloro-2-methoxyphenyl)azetidine-1-carboxylate

[0779] Zinc (4.5 g, 69 mmol) was suspended with 1,2-dibromoethane (420 μ L, 4.9 mmol) in *N,N*-dimethylformamide (54 mL). The mixture was heated at 70 °C for 10 min and then cooled to room temperature. Chlorotrimethylsilane (620 μ L, 4.9 mmol) was added dropwise and stirring was continued for 1 h. A solution of *tert*-butyl 3-iodoazetidine-1-carboxylate (17 g, 61 mmol) in *N,N*-dimethylformamide (30 mL) was then added and the mixture was heated at 40 °C for 1 h before a mixture of 1-(4,5-dichloro-3-iodo-2-methoxyphenyl)ethanone (14 g, 41 mmol), tris(dibenzylideneacetone)dipalladium(0) (710 mg, 0.77 mmol) and tri-(2-furyl)phosphine (360 mg, 1.6 mmol) in *N,N*-dimethylformamide (120 mL) was added quickly. The reaction mixture was stirred overnight at room temperature. The reaction mixture was then partitioned between ethyl acetate and saturated ammonium chloride solution. The organic layer was washed with water, dried with magnesium sulfate, filtered, and concentrated to a crude residue that was purified by flash column chromatography using ethyl acetate in hexanes (0% - 25%) to give the desired product (12 g, 77%). LCMS for $C_{17}H_{21}Cl_2NO_4$ ($M+Na$)⁺: m/z = 396.1; Found: 396.0.

Step 5. *tert*-Butyl 3-[2,3-dichloro-5-(1-hydroxyethyl)-6-methoxyphenyl]azetidine-1-carboxylate

[0780] A solution of *tert*-butyl 3-(3-acetyl-5,6-dichloro-2-methoxyphenyl)azetidine-1-carboxylate (9.6 g, 26 mmol) in methanol (240 mL) at 0 °C was treated with sodium tetrahydroborate (1.9 g, 51 mmol) portionwise over 5 min and stirred at 0 °C for 30 min. The reaction mixture was quenched with acetic acid (7.3 mL, 130 mmol) at 0 °C and treated with saturated sodium bicarbonate solution (~50 mL). The reaction mixture was concentrated to remove most of the methanol (to ~60 mL), poured into saturated sodium bicarbonate solution (150 mL), and extracted with ethyl acetate (2 \times 200 mL). The combined organic extracts were washed with water and brine, dried over sodium sulfate, filtered, and concentrated to give the desired product (9.6 g, quantitative) that was used without further purification. LCMS for $C_{13}H_{16}Cl_2NO_4$ ($[M-(t-Bu)+H]$)⁺: m/z = 320.0; Found: 320.0.

Step 6. *tert*-Butyl 3-[2,3-dichloro-5-(1-chloroethyl)-6-methoxyphenyl]azetidine-1-carboxylate

[0781] *N,N*-Dimethylformamide (0.92 mL, 12 mmol) was added to solid cyanuric chloride (2.2 g, 12 mmol) at room temperature (DMF is absorbed by the solid). The mixture was allowed to stand for 10 min, treated with methylene chloride (60 mL), and stirred for a few minutes to break up the solid. The reaction mixture was treated with a solution of *tert*-butyl 3-[2,3-dichloro-5-(1-hydroxyethyl)-6-methoxyphenyl]azetidine-1-carboxylate (3.0 g, 8.0 mmol) in methylene chloride (30 mL) and stirred at 35 - 40 °C for 2 h. The reaction mixture was treated with additional *N,N*-dimethylformamide (1 mL) and stirred at 35 - 40 °C for 4 h. The reaction required another treatment of *N,N*-dimethylformamide (1 mL) with stirring at 35 - 40 °C overnight to proceed to completion. The reaction mixture was diluted with water and dichloromethane. The organic phase was separated and washed with saturated sodium bicarbonate solution, water and brine, dried over magnesium sulfate, filtered, and concentrated to a crude residue. The crude material was purified by flash column chromatography using ethyl acetate in hexanes (5% - 40%) to give the desired product (2.8 g, 90%). LCMS for $C_{13}H_{15}Cl_3NO_3$ ($[M-(t-Bu)+H]$)⁺: m/z = 338.0, 340.0; Found: 337.9, 339.9.

Step 7. *tert*-Butyl 3-{3-[1-(4-amino-3-methyl-1*H*-pyrazolo[4,3-*c*]pyridin-1-yl)ethyl]-5,6-dichloro-2-methoxyphenyl}azetidine-1-carboxylate

[0782] A solution of *tert*-butyl 3-[2,3-dichloro-5-(1-chloroethyl)-6-methoxyphenyl]azetidine-1-carboxylate (1.0 g, 2.5 mmol) and 3-methyl-1*H*-pyrazolo[3,4-*d*]pyrimidin-4-amine (0.43 g, 2.9 mmol) in *N,N*-dimethylformamide (23 mL) was treated with cesium carbonate (1.2 g, 3.8 mmol) and potassium iodide (42 mg, 0.25 mmol) and heated at 100 °C for 10 h. The reaction mixture was diluted with ethyl acetate (75 mL) and water (75 mL). The aqueous layer was separated and reextracted with ethyl acetate (2 \times 50 mL). The combined organic layers were washed with water, saturated sodium bicarbonate solution, and brine, dried over magnesium sulfate, filtered, and concentrated to a crude residue. The crude material was purified by flash column chromatography using methanol in dichloromethane (0% - 10%) to give the desired product (0.97 g, 75%). LCMS for $C_{23}H_{29}Cl_2N_6O_3$ ($M+H$)⁺: m/z = 507.2, 509.2; Found: 507.0, 509.0.

Step 8. 1-[1-(3-Azetidin-3-yl-4,5-dichloro-2-methoxyphenyl)ethyl]-3-methyl-1*H*-pyrazolo[3,4-*d*]pyrimidin-4-amine

[0783] A solution of *tert*-butyl 3-{3-[1-(4-amino-3-methyl-1*H*-pyrazolo[4,3-*c*]pyridin-1-yl)ethyl]-5,6-dichloro-2-methoxyphenyl}azetidine-1-carboxylate (0.97 g, 1.9 mmol) in methylene chloride (20 mL) was treated with trifluoroacetic acid (10 mL) and stirred at 20 °C for 30 min. The reaction mixture was concentrated and the residue was diluted with methanol (~20 mL) and treated with saturated sodium bicarbonate solution (to pH~8). The reaction mixture was concentrated to remove the methanol. The oil that was suspended in the aqueous layer was extracted into a 5:1 mixture of dichloromethane/i-

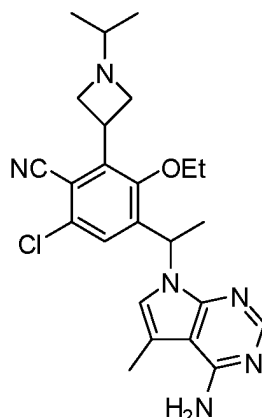
sopropanol, dried over magnesium sulfate, filtered, and concentrated to give the desired product (0.77 g, 99%) that was used in the next step without further purification. LCMS for $C_{18}H_{21}Cl_2N_6O$ ($M+H$)⁺: m/z = 407.1, 409.1; Found: 407.0, 409.0.

Step 9. 1-[1-[4,5-Dichloro-3-(1-ethylazetidin-3-yl)-2-methoxyphenyl]ethyl]-3-methyl-1H-pyrazolo[3,4-d]pyrimidin-4-amine

[0784] A solution of 1-[1-(3-azetidin-3-yl-4,5-dichloro-2-methoxyphenyl)ethyl]-3-methyl-1H-pyrazolo[3,4-d]pyrimidin-4-amine (40 mg, 0.098 mmol) in methanol (2.6 mL) was treated with sodium cyanoborohydride (15 mg, 0.25 mmol) followed by acetaldehyde (22 μ L, 0.39 mmol) and stirred at 20 °C for 20 min. The reaction mixture was quenched with acetic acid (130 μ L, 2.3 mmol), diluted with methanol, and purified by preparative LCMS (XBridge C18 column, eluting with a gradient of acetonitrile/water containing 0.1% ammonium hydroxide, at flow rate of 60 mL/min) to give the desired product as a mixture of enantiomers. This racemic mixture was separated by chiral HPLC (RT = 18.6 min and 22.0 min; Phenomenex Lux Cellulose C-4 column, 21.2 \times 250 mm, 5 micron particle size, eluting with 5% ethanol in hexanes at 18 mL/min, 2.5 mg/inj) to give the desired peak 1 isomer (11 mg, 26%). ¹H NMR (300 MHz, DMSO-*d*₆) δ 8.11 (s, 1H), 7.45 (s, 1H), 7.33 (br s, 2H), 6.21 (q, J = 6.9 Hz, 1H), 3.98 - 3.77 (m, 3H), 3.57 (s, 3H), 2.92 - 2.83 (m, 1H), 2.79 - 2.72 (m, 1H), 2.55 (s, 3H), 2.35 - 2.22 (m, 2H), 1.70 (d, J = 7.1 Hz, 3H), 0.86 (t, J = 7.1 Hz, 3H). LCMS for $C_{20}H_{25}Cl_2N_6O$ ($M+H$)⁺: m/z = 435.1; Found: 435.0.

Reference Example 307. 4-[1-(4-Amino-5-methyl-7H-pyrrolo[2,3-d]pyrimidin-7-yl)ethyl]-6-chloro-3-ethoxy-2-(1-isopropylazetidin-3-yl)benzonitrile

[0785]



Step 1. *tert*-Butyl 3-{3-[1-(4-amino-5-methyl-7H-pyrrolo[2,3-d]pyrimidin-7-yl)ethyl]-5-chloro-6-cyano-2-ethoxyphenyl}azetidine-1-carboxylate

[0786] The desired compound was prepared according to the procedure of Example 212, step 5 (chiral intermediate), using 5-methyl-7H-pyrrolo[2,3-d]pyrimidin-4-amine [ACES Pharma] instead of 3-methyl-1H-pyrazolo[3,4-d]pyrimidin-4-amine as the starting material in 18% yield. ¹H NMR (500 MHz, CDCl₃) δ 8.13 (s, 1H), 6.93 (br s, 1H), 6.79 (s, 1H), 6.17 (q, J = 7.1 Hz, 1H), 5.24 (s, 2H), 4.40 - 4.27 (m, 4H), 4.27 - 4.18 (m, 1H), 4.03 - 3.92 (m, 1H), 3.80 - 3.70 (m, 1H), 2.43 (s, 3H), 1.74 (d, J = 7.1 Hz, 3H), 1.43 (s, 9H), 1.40 (t, J = 7.0 Hz, 3H). LCMS for $C_{26}H_{32}ClN_6O_3$ ($M+H$)⁺: m/z = 511.2; Found: 511.2.

Step 2. 4-[1-(4-Amino-5-methyl-7H-pyrrolo[2,3-d]pyrimidin-7-yl)ethyl]-2-azetidin-3-yl-6-chloro-3-ethoxybenzonitrile

[0787] The desired compound was prepared according to the procedure of Example 212, step 6, using *tert*-butyl 3-{3-[1-(4-amino-5-methyl-7H-pyrrolo[2,3-d]pyrimidin-7-yl)ethyl]-5-chloro-6-cyano-2-ethoxyphenyl}azetidine-1-carboxylate instead of *tert*-butyl 3-{3-[1-(4-amino-3-methyl-1H-pyrazolo[3,4-d]pyrimidin-1-yl)ethyl]-5-chloro-6-cyano-2-ethoxyphenyl}azetidine-1-carboxylate as the starting material in 99% yield. LCMS for $C_{21}H_{24}ClN_6O$ ($M+H$)⁺: m/z = 411.2; Found: 411.1.

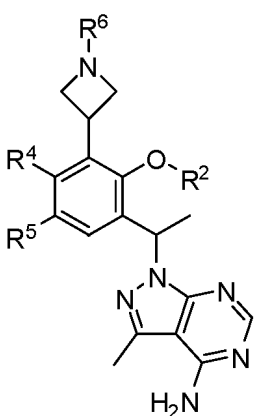


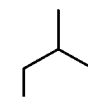
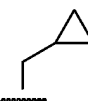

Step 3. 4-[1-(4-Amino-5-methyl-7H-pyrrolo[2,3-d]pyrimidin-7-yl)ethyl]-6-chloro-3-ethoxy-2-(1-isopropylazetidin-3-yl)benzonitrile

[0788] The desired compound was prepared according to the procedure of Example 213 using 4-[1-(4-amino-5-methyl-7H-pyrrolo[2,3-d]pyrimidin-7-yl)ethyl]-2-azetidin-3-yl-6-chloro-3-ethoxybenzonitrile instead of 4-[1-(4-amino-3-methyl-1H-pyrazolo[3,4-d]pyrimidin-1-yl)ethyl]-2-azetidin-3-yl-6-chloro-3-ethoxybenzonitrile and acetone instead of formaldehyde as the starting materials in 65% yield. The product was isolated as a single enantiomer. ¹H NMR (300 MHz, dmso) δ 7.95 (s, 1H), 7.19 (s, 1H), 7.16 - 7.13 (m, 1H), 6.58 (s, 2H), 6.11 (q, J = 7.1 Hz, 1H), 4.04 - 3.67 (m, 5H), 3.04 - 2.92 (m, 2H), 2.36 (s, 3H), 2.27 - 2.12 (m, 1H), 1.69 (d, J = 7.1 Hz, 3H), 1.30 (t, J = 6.9 Hz, 3H), 0.85 (dd, J = 6.1, 1.8 Hz, 6H). LCMS for C₂₄H₃₀ClN₆O (M+H)⁺: m/z = 453.2; Found: 453.3.

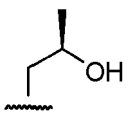
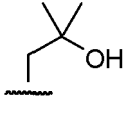
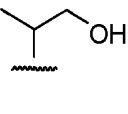
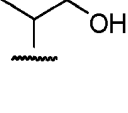
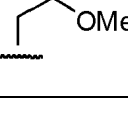
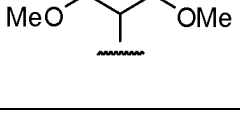
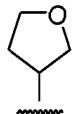

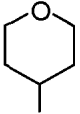
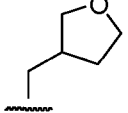
Compounds Synthesized

[0789] Experimental procedures for compound Examples 214-218, 221-235, 238, 240-246, 248-260, 263-267, 270, 271, 274-280, 282-284, 286-288, 290, 291, 294, 295, 297, 299-306, 308, and 309 are summarized in Tables 4 and 5.

Table 4

							
Ex. No.	Name	R ²	R ⁴	R ⁵	R ⁶	Salt	Proc. ¹
214	4-[1-(4-Amino-3-methyl-1H-pyrazolo[3,4-d]pyrimidin-1-yl)ethyl]-6-chloro-3-ethoxy-2-(1-ethylazetidin-3-yl)benzonitrile ³	Et	CN	Cl		-	213
215	4-[1-(4-Amino-3-methyl-1H-pyrazolo[3,4-d]pyrimidin-1-yl)ethyl]-6-chloro-3-ethoxy-2-(1-isopropylazetidin-3-yl)benzonitrile ³	Et	CN	Cl		-	213
216	4-[1-(4-Amino-3-methyl-1H-pyrazolo[3,4-d]pyrimidin-1-yl)ethyl]-6-chloro-3-ethoxy-2-(1-isobutylazetidin-3-yl)benzonitrile ³	Et	CN	Cl		-	213
217	4-[1-(4-Amino-3-methyl-1H-pyrazolo[3,4-d]pyrimidin-1-yl)ethyl]-6-chloro-2-[1-(cyclopropylmethyl)azetidin-3-yl]-3-ethoxybenzonitrile ³	Et	CN	Cl		-	213
218	4-[1-(4-Amino-3-methyl-1H-pyrazolo[3,4-d]pyrimidin-1-yl)ethyl]-6-chloro-2-(1-cyclobutylazetidin-3-yl)-3-ethoxybenzonitrile ³	Et	CN	Cl		-	213

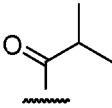
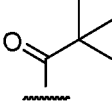
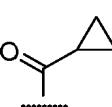
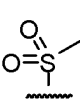
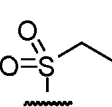
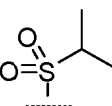
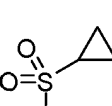
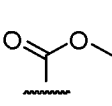
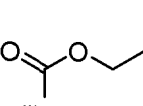
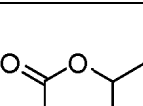
(continued)

Ex. No.	Name	R ²	R ⁴	R ⁵	R ⁶	Salt	Proc. ¹
221	4-[1-(4-Amino-3-methyl-1 <i>H</i> -pyrazolo[3,4- <i>d</i>]pyrimidin-1-yl)ethyl]-6-chloro-3-ethoxy-2-{1-[(2 <i>R</i>)-2-hydroxypropyl]azetidin-3-yl}benzonitrile ⁵	Et	CN	Cl		-	220
222	4-[1-(4-Amino-3-methyl-1 <i>H</i> -pyrazolo[3,4- <i>d</i>]pyrimidin-1-yl)ethyl]-6-chloro-3-ethoxy-2-[1-(2-hydroxy-2-methylpropyl)azetidin-3-yl]benzonitrile ³	Et	CN	Cl		-	220
223	4-[1-(4-Amino-3-methyl-1 <i>H</i> -pyrazolo[3,4- <i>d</i>]pyrimidin-1-yl)ethyl]-6-chloro-3-ethoxy-2-[1-(2-hydroxy-1-methylethyl)azetidin-3-yl]benzonitrile (from peak 1) ⁵	Et	CN	Cl		-	272/27 3
224	4-[1-(4-Amino-3-methyl-1 <i>H</i> -pyrazolo[3,4- <i>d</i>]pyrimidin-1-yl)ethyl]-6-chloro-3-ethoxy-2-[1-(2-hydroxy-1-methylethyl)azetidin-3-yl]benzonitrile (from peak 2) ⁵	Et	CN	Cl		-	272/27 3
225	4-[1-(4-Amino-3-methyl-1 <i>H</i> -pyrazolo[3,4- <i>d</i>]pyrimidin-1-yl)ethyl]-6-chloro-3-ethoxy-2-[1-(2-methoxyethyl)azetidin-3-yl]benzonitrile ³	Et	CN	Cl		-	213
226	4-[1-(4-Amino-3-methyl-1 <i>H</i> -pyrazolo[3,4- <i>d</i>]pyrimidin-1-yl)ethyl]-6-chloro-3-ethoxy-2-{1-[2-methoxy-1-(methoxymethyl)ethyl]azetidin-3-yl}benzonitrile ³	Et	CN	Cl		-	213
227	4-[1-(4-Amino-3-methyl-1 <i>H</i> -pyrazolo[3,4- <i>d</i>]pyrimidin-1-yl)ethyl]-6-chloro-3-ethoxy-2-[1-(tetrahydrofuran-3-yl)azetidin-3-yl]benzonitrile (from peak 1) ⁵	Et	CN	Cl		-	272/27 3
228	4-[1-(4-Amino-3-methyl-1 <i>H</i> -pyrazolo[3,4- <i>d</i>]pyrimidin-1-yl)ethyl]-6-chloro-3-ethoxy-2-[1-(tetrahydrofuran-3-yl)azetidin-3-yl]benzonitrile (from peak 2) ⁵	Et	CN	Cl		-	272/27 3
229	4-[1-(4-Amino-3-methyl-1 <i>H</i> -pyrazolo[3,4- <i>d</i>]pyrimidin-1-yl)ethyl]-6-chloro-3-ethoxy-2-[1-(tetrahydro-2 <i>H</i> -pyran-4-yl)azetidin-3-yl]benzonitrile ³	Et	CN	Cl		-	213
230	4-[1-(4-Amino-3-methyl-1 <i>H</i> -pyrazolo[3,4- <i>d</i>]pyrimidin-1-yl)ethyl]-6-chloro-3-ethoxy-2-[1-(tetrahydrofuran-3-ylmethyl)azetidin-3-yl]benzonitrile (from peak 1) ⁵	Et	CN	Cl		-	272/27 3

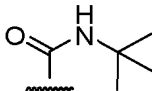
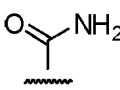
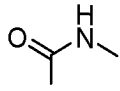
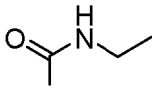
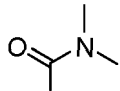
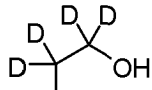


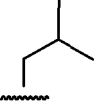
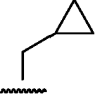
(continued)

Ex. No.	Name	R ²	R ⁴	R ⁵	R ⁶	Salt	Proc. ¹
231	4-[1-(4-Amino-3-methyl-1 <i>H</i> -pyrazolo[3,4- <i>d</i>]pyrimidin-1-yl)ethyl]-6-chloro-3-ethoxy-2-[1-(tetrahydrofuran-3-ylmethyl)azetidin-3-yl]benzonitrile (from peak 2) ⁵	Et	CN	Cl		-	272/27 3
232	4-[1-(4-Amino-3-methyl-1 <i>H</i> -pyrazolo[3,4- <i>d</i>]pyrimidin-1-yl)ethyl]-6-chloro-3-ethoxy-2-[1-(tetrahydro-2 <i>H</i> -pyran-4-ylmethyl)azetidin-3-yl]benzonitrile ³	Et	CN	Cl		-	213
233	4-[1-(4-Amino-3-methyl-1 <i>H</i> -pyrazolo[3,4- <i>d</i>]pyrimidin-1-yl)ethyl]-6-chloro-3-ethoxy-2-[1-(2, 2,2-trifluoroethyl)azetidin-3-yl]benzonitrile ³	Et	CN	Cl		-	219
234	4-[1-(4-Amino-3-methyl-1 <i>H</i> -pyrazolo[3,4- <i>d</i>]pyrimidin-1-yl)ethyl]-6-chloro-3-ethoxy-2-[1-(3, 3,3-trifluoropropyl)azetidin-3-yl]benzonitrile ³	Et	CN	Cl		-	213
235	4-[1-(4-Amino-3-methyl-1 <i>H</i> -pyrazolo[3,4- <i>d</i>]pyrimidin-1-yl)ethyl]-6-chloro-2-[1-(cyanomethyl)azetidin-3-yl]-3-ethoxybenzonitrile ³	Et	CN	Cl		-	219
238	Ethyl 2-(3-{3-[1-(4-amino-3-methyl-1 <i>H</i> -pyrazolo[3,4- <i>d</i>]pyrimidin-1-yl)ethyl]-5-chloro-6-cyano-2-ethoxyphenyl}azetidin-1-yl)-2-methylpropanoate ³	Et	CN	Cl		-	236
240	2-(3-{3-[1-(4-Amino-3-methyl-1 <i>H</i> -pyrazolo[3,4- <i>d</i>]pyrimidin-1-yl)ethyl]-5-chloro-6-cyano-2-ethoxyphenyl}azetidin-1-yl)- <i>N</i> ,2-dimethylpropanamide ³	Et	CN	Cl		-	239
241	2-(3-{3-[1-(4-Amino-3-methyl-1 <i>H</i> -pyrazolo[3,4- <i>d</i>]pyrimidin-1-yl)ethyl]-5-chloro-6-cyano-2-ethoxyphenyl}azetidin-1-yl)- <i>N,N</i> ,2-trimethylpropanamide ³	Et	CN	Cl		-	239
242	2-(1-Acetylazetidin-3-yl)-4-[1-(4-amino-3-methyl-1 <i>H</i> -pyrazolo[3,4- <i>d</i>]pyrimidin-1-yl)ethyl]-6-chloro-3-ethoxybenzonitrile ³	Et	CN	Cl		-	281
243	4-[1-(4-Amino-3-methyl-1 <i>H</i> -pyrazolo[3,4- <i>d</i>]pyrimidin-1-yl)ethyl]-6-chloro-3-ethoxy-2-(1-propionylazetidin-3-yl)benzonitrile ³	Et	CN	Cl		TFA	281


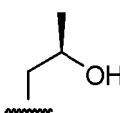
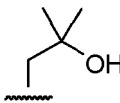

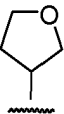
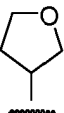
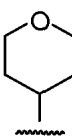
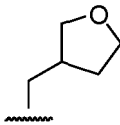
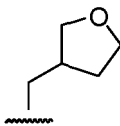
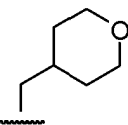
(continued)

Ex. No.	Name	R ²	R ⁴	R ⁵	R ⁶	Salt	Proc. ¹
244	4-[1-(4-Amino-3-methyl-1 <i>H</i> -pyrazolo[3,4- <i>d</i>]pyrimidin-1-yl)ethyl]-6-chloro-3-ethoxy-2-(1-isobutyrylazetidin-3-yl)benzonitrile ³	Et	CN	Cl		-	281
245	4-[1-(4-Amino-3-methyl-1 <i>H</i> -pyrazolo[3,4- <i>d</i>]pyrimidin-1-yl)ethyl]-6-chloro-2-[1-(2,2-dimethylpropanoyl)azetidin-3-yl]-3-ethoxybenzonitrile ³	Et	CN	Cl		-	281
246	4-[1-(4-Amino-3-methyl-1 <i>H</i> -pyrazolo[3,4- <i>d</i>]pyrimidin-1-yl)ethyl]-6-chloro-2-[1-(cyclopropylcarbonyl)azetidin-3-yl]-3-ethoxybenzonitrile ³	Et	CN	Cl		-	281
248	4-[1-(4-Amino-3-methyl-1 <i>H</i> -pyrazolo[3,4- <i>d</i>]pyrimidin-1-yl)ethyl]-6-chloro-3-ethoxy-2-[1-(methylsulfonyl)azetidin-3-yl]benzonitrile ³	Et	CN	Cl		-	285
249	4-[1-(4-Amino-3-methyl-1 <i>H</i> -pyrazolo[3,4- <i>d</i>]pyrimidin-1-yl)ethyl]-6-chloro-3-ethoxy-2-[1-(ethylsulfonyl)azetidin-3-yl]benzonitrile ³	Et	CN	Cl		-	285
250	4-[1-(4-Amino-3-methyl-1 <i>H</i> -pyrazolo[3,4- <i>d</i>]pyrimidin-1-yl)ethyl]-6-chloro-3-ethoxy-2-[1-(isopropylsulfonyl)azetidin-3-yl]benzonitrile ³	Et	CN	Cl		-	285
251	4-[1-(4-Amino-3-methyl-1 <i>H</i> -pyrazolo[3,4- <i>d</i>]pyrimidin-1-yl)ethyl]-6-chloro-2-[1-(cyclopropylsulfonyl)azetidin-3-yl]-3-ethoxybenzonitrile ³	Et	CN	Cl		TFA	285
252	Methyl 3-{3-[1-(4-amino-3-methyl-1 <i>H</i> -pyrazolo[3,4- <i>d</i>]pyrimidin-1-yl)ethyl]-5-chloro-6-cyano-2-ethoxyphenyl}azetidine-1-carboxylate ³	Et	CN	Cl		-	289
253	Ethyl 3-{3-[1-(4-amino-3-methyl-1 <i>H</i> -pyrazolo[3,4- <i>d</i>]pyrimidin-1-yl)ethyl]-5-chloro-6-cyano-2-ethoxyphenyl}azetidine-1-carboxylate ³	Et	CN	Cl		-	289
254	Isopropyl 3-{3-[1-(4-amino-3-methyl-1 <i>H</i> -pyrazolo[3,4- <i>d</i>]pyrimidin-1-yl)ethyl]-5-chloro-6-cyano-2-ethoxyphenyl}azetidine-1-carboxylate ³	Et	CN	Cl		-	289

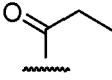
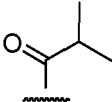
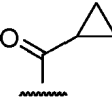
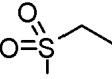
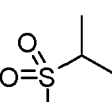
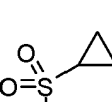
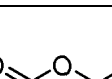
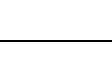
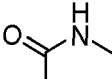
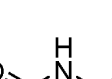
(continued)

Ex. No.	Name	R ²	R ⁴	R ⁵	R ⁶	Salt	Proc. ¹
255	3-{3-[1-(4-Amino-3-methyl-1 <i>H</i> -pyrazolo[3,4- <i>d</i>]pyrimidin-1-yl)ethyl]-5-chloro-6-cyano-2-ethoxyphenyl}- <i>N</i> -(tert-butyl)azetidine-1-carboxamide ³	Et	CN	Cl		-	292
256	3-{3-[1-(4-Amino-3-methyl-1 <i>H</i> -pyrazolo[3,4- <i>d</i>]pyrimidin-1-yl)ethyl]-5-chloro-6-cyano-2-ethoxyphenyl}azetidine-1-carboxamide ³	Et	CN	Cl		TFA	293
257	3-{3-[1-(4-Amino-3-methyl-1 <i>H</i> -pyrazolo[3,4- <i>d</i>]pyrimidin-1-yl)ethyl]-5-chloro-6-cyano-2-ethoxyphenyl}- <i>N</i> -methylazetidine-1-carboxamide ³	Et	CN	Cl		-	292
258	3-{3-[1-(4-Amino-3-methyl-1 <i>H</i> -pyrazolo[3,4- <i>d</i>]pyrimidin-1-yl)ethyl]-5-chloro-6-cyano-2-ethoxyphenyl}- <i>N</i> -ethylazetidine-1-carboxamide ³	Et	CN	Cl		-	292
259	3-{3-[1-(4-Amino-3-methyl-1 <i>H</i> -pyrazolo[3,4- <i>d</i>]pyrimidin-1-yl)ethyl]-5-chloro-6-cyano-2-ethoxyphenyl}- <i>N,N</i> -dimethylazetidine-1-carboxamide ³	Et	CN	Cl		-	296
260	4-[1-(4-Amino-3-methyl-1 <i>H</i> -pyrazolo[3,4- <i>d</i>]pyrimidin-1-yl)ethyl]-6-chloro-3-ethoxy-2-[1-(2-hydroxyethyl)azetidin-3-yl]benzonitrile- <i>d</i> ₄ ³	Et	CN	Cl		-	219
263	4-[1-(4-Amino-3-methyl-1 <i>H</i> -pyrazolo[3,4- <i>d</i>]pyrimidin-1-yl)ethyl]-6-chloro-2-(1-ethylazetidin-3-yl)-3-methoxybenzonitrile ³	Me	CN	Cl		-	262
264	4-[1-(4-Amino-3-methyl-1 <i>H</i> -pyrazolo[3,4- <i>d</i>]pyrimidin-1-yl)ethyl]-6-chloro-2-(1-isopropylazetidin-3-yl)-3-methoxybenzonitrile ³	Me	CN	Cl		-	262
265	4-[1-(4-Amino-3-methyl-1 <i>H</i> -pyrazolo[3,4- <i>d</i>]pyrimidin-1-yl)ethyl]-6-chloro-2-(1-isobutylazetidin-3-yl)-3-methoxybenzonitrile ³	Me	CN	Cl		-	262
266	4-[1-(4-Amino-3-methyl-1 <i>H</i> -pyrazolo[3,4- <i>d</i>]pyrimidin-1-yl)ethyl]-6-chloro-2-[1-(cyclopropylmethyl)azetidin-3-yl]-3-methoxybenzonitrile ³	Me	CN	Cl		-	262

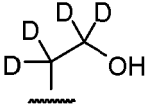

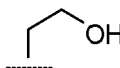
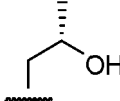
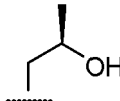
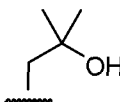
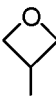


(continued)

Ex. No.	Name	R ²	R ⁴	R ⁵	R ⁶	Salt	Proc. ¹
267	4-[1-(4-Amino-3-methyl-1 <i>H</i> -pyrazolo[3,4- <i>d</i>]pyrimidin-1-yl)ethyl]-6-chloro-2-(1-cyclobutylazetidin-3-yl)-3-methoxybenzonitrile ³	Me	CN	Cl		-	262
270	4-[1-(4-Amino-3-methyl-1 <i>H</i> -pyrazolo[3,4- <i>d</i>]pyrimidin-1-yl)ethyl]-6-chloro-2-{1-[(2 <i>R</i>)-2-hydroxypropyl]azetidin-3-yl}-3-methoxybenzonitrile ⁵	Me	CN	Cl		-	269
271	4-[1-(4-Amino-3-methyl-1 <i>H</i> -pyrazolo[3,4- <i>d</i>]pyrimidin-1-yl)ethyl]-6-chloro-2-[1-(2-hydroxy-2-methylpropyl)azetidin-3-yl]-3-methoxybenzonitrile ³	Me	CN	Cl		-	269
274	4-[1-(4-Amino-3-methyl-1 <i>H</i> -pyrazolo[3,4- <i>d</i>]pyrimidin-1-yl)ethyl]-6-chloro-3-methoxy-2-(1-oxetan-3-ylazetidin-3-yl)benzonitrile ³	Me	CN	Cl		-	262
275	4-[1-(4-Amino-3-methyl-1 <i>H</i> -pyrazolo[3,4- <i>d</i>]pyrimidin-1-yl)ethyl]-6-chloro-3-methoxy-2-[1-(tetrahydrofuran-3-yl)azetidin-3-yl]benzonitrile (from peak 1) ⁵	Me	CN	Cl		-	272/27 3
276	4-[1-(4-Amino-3-methyl-1 <i>H</i> -pyrazolo[3,4- <i>d</i>]pyrimidin-1-yl)ethyl]-6-chloro-3-methoxy-2-[1-(tetrahydrofuran-3-yl)azetidin-3-yl]benzonitrile (from peak 2) ⁵	Me	CN	Cl		-	272/27 3
277	4-[1-(4-Amino-3-methyl-1 <i>H</i> -pyrazolo[3,4- <i>d</i>]pyrimidin-1-yl)ethyl]-6-chloro-3-methoxy-2-[1-(tetrahydro-2 <i>H</i> -pyran-4-yl)azetidin-3-yl]benzonitrile ³	Me	CN	Cl		-	262
278	4-[1-(4-Amino-3-methyl-1 <i>H</i> -pyrazolo[3,4- <i>d</i>]pyrimidin-1-yl)ethyl]-6-chloro-3-methoxy-2-[1-(tetrahydrofuran-3-ylmethyl)azetidin-3-yl]benzonitrile (from peak 1) ⁵	Me	CN	Cl		-	272/27 3
279	4-[1-(4-Amino-3-methyl-1 <i>H</i> -pyrazolo[3,4- <i>d</i>]pyrimidin-1-yl)ethyl]-6-chloro-3-methoxy-2-[1-(tetrahydrofuran-3-ylmethyl)azetidin-3-yl]benzonitrile (from peak 2) ⁵	Me	CN	Cl		-	272/27 3
280	4-[1-(4-Amino-3-methyl-1 <i>H</i> -pyrazolo[3,4- <i>d</i>]pyrimidin-1-yl)ethyl]-6-chloro-3-methoxy-2-[1-(tetrahydro-2 <i>H</i> -pyran-4-ylmethyl)azetidin-3-yl]benzonitrile ³	Me	CN	Cl		-	262

(continued)

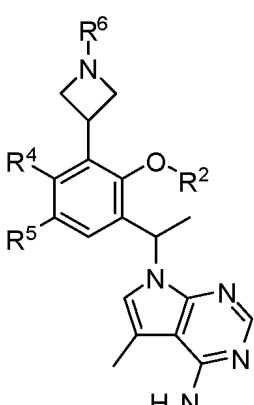
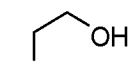
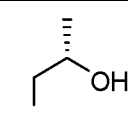
Ex. No.	Name	R ²	R ⁴	R ⁵	R ⁶	Salt	Proc. ¹
282	4-[1-(4-Amino-3-methyl-1 <i>H</i> -pyrazolo[3,4- <i>d</i>]pyrimidin-1-yl)ethyl]-6-chloro-3-methoxy-2-(1-propionylazetidin-3-yl)benzonitrile ³	Me	CN	Cl		-	281
283	4-[1-(4-Amino-3-methyl-1 <i>H</i> -pyrazolo[3,4- <i>d</i>]pyrimidin-1-yl)ethyl]-6-chloro-2-(1-isobutyrylazetidin-3-yl)-3-methoxybenzonitrile ³	Me	CN	Cl		-	281
284	4-[1-(4-Amino-3-methyl-1 <i>H</i> -pyrazolo[3,4- <i>d</i>]pyrimidin-1-yl)ethyl]-6-chloro-2-[1-(cyclopropylcarbonyl)azetidin-3-yl]-3-methoxybenzonitrile ³	Me	CN	Cl		-	281
286	4-[1-(4-Amino-3-methyl-1 <i>H</i> -pyrazolo[3,4- <i>d</i>]pyrimidin-1-yl)ethyl]-6-chloro-2-[1-(ethylsulfonyl)azetidin-3-yl]-3-methoxybenzonitrile ³	Me	CN	Cl		-	285
287	4-[1-(4-Amino-3-methyl-1 <i>H</i> -pyrazolo[3,4- <i>d</i>]pyrimidin-1-yl)ethyl]-6-chloro-2-[1-(isopropylsulfonyl)azetidin-3-yl]-3-methoxybenzonitrile ³	Me	CN	Cl		-	285
288	4-[1-(4-Amino-3-methyl-1 <i>H</i> -pyrazolo[3,4- <i>d</i>]pyrimidin-1-yl)ethyl]-6-chloro-2-[1-(cyclopropylsulfonyl)azetidin-3-yl]-3-methoxybenzonitrile ³	Me	CN	Cl		-	285
290	Ethyl 3-{3-[1-(4-amino-3-methyl-1 <i>H</i> -pyrazolo[3,4- <i>d</i>]pyrimidin-1-yl)ethyl]-5-chloro-6-cyano-2-methoxyphenyl}azetidine-1-carboxylate ³	Me	CN	Cl		-	289
291	Isopropyl 3-{3-[1-(4-amino-3-methyl-1 <i>H</i> -pyrazolo[3,4- <i>d</i>]pyrimidin-1-yl)ethyl]-5-chloro-6-cyano-2-methoxyphenyl}azetidine-1-carboxylate ³	Me	CN	Cl		-	289
294	3-{3-[1-(4-Amino-3-methyl-1 <i>H</i> -pyrazolo[3,4- <i>d</i>]pyrimidin-1-yl)ethyl]-5-chloro-6-cyano-2-methoxyphenyl}- <i>N</i> -methylazetidine-1-carboxamide ³	Me	CN	Cl		-	292
295	3-{3-[1-(4-Amino-3-methyl-1 <i>H</i> -pyrazolo[3,4- <i>d</i>]pyrimidin-1-yl)ethyl]-5-chloro-6-cyano-2-methoxyphenyl}- <i>N</i> -ethylazetidine-1-carboxamide ³	Me	CN	Cl		-	292

(continued)

Ex. No.	Name	R ²	R ⁴	R ⁵	R ⁶	Salt	Proc. ¹
297	4-[1-(4-Amino-3-methyl-1 <i>H</i> -pyrazolo[3,4- <i>d</i>]pyrimidin-1-yl)ethyl]-6-chloro-2-[1-(2-hydroxyethyl)azetidin-3-yl]-3-methoxybenzonitrile- <i>d</i> ₄ ³	Me	CN	Cl		-	268
299	1-{1-[4,5-Dichloro-3-(1-isopropylazetidin-3-yl)-2-methoxyphenyl]ethyl}-3-methyl-1 <i>H</i> -pyrazolo[3,4- <i>d</i>]pyrimidin-4-amine (peak 1) ³	Me	Cl	Cl		-	298
300	2-(3-{3-[1-(4-Amino-3-methyl-1 <i>H</i> -pyrazolo[3,4- <i>d</i>]pyrimidin-1-yl)ethyl]-5,6-dichloro-2-methoxyphenyl}azetidin-1-yl)ethano (peak 1) ³	Me	Cl	Cl		-	298 and 219
301	(2 <i>S</i>)-1-(3-{3-[1-(4-Amino-3-methyl-1 <i>H</i> -pyrazolo[3,4- <i>d</i>]pyrimidin-1-yl)ethyl]-5,6-dichloro-2-methoxyphenyl}azetidin-1-yl)propan-2-ol (peak 1) ⁵	Me	Cl	Cl		-	298 and 220
302	(2 <i>R</i>)-1-(3-{3-[1-(4-Amino-3-methyl-1 <i>H</i> -pyrazolo[3,4- <i>d</i>]pyrimidin-1-yl)ethyl]-5,6-dichloro-2-methoxyphenyl}azetidin-1-yl)propan-2-ol (peak 1) ⁵	Me	Cl	Cl		-	298 and 220
303	1-(3-{3-[1-(4-Amino-3-methyl-1 <i>H</i> -pyrazolo[3,4- <i>d</i>]pyrimidin-1-yl)ethyl]-5,6-dichloro-2-methoxyphenyl}azetidin-1-yl)-2-methylpropan-2-ol (peak 2) ³	Me	Cl	Cl		-	298 and 220
304	1-{1-[4,5-Dichloro-2-methoxy-3-(1-oxetan-3-ylazetidin-3-yl)phenyl]ethyl}-3-methyl-1 <i>H</i> -pyrazolo[3,4- <i>d</i>]pyrimidin-4-amine (peak 1) ³	Me	Cl	Cl		-	298 and 213
305	(3-{3-[1-(4-Amino-3-methyl-1 <i>H</i> -pyrazolo[3,4- <i>d</i>]pyrimidin-1-yl)ethyl]-5,6-dichloro-2-methoxyphenyl}azetidin-1-yl)acetonitrile (peak 2) ³	Me	Cl	Cl		-	298 and 219
306	1-{1-[3-(1-Acetylazetidin-3-yl)-4,5-dichloro-2-methoxyphenyl]ethyl}-3-methyl-1 <i>H</i> -pyrazolo[3,4- <i>d</i>]pyrimidin-4-amine (peak 2) ³	Me	Cl	Cl		-	298 and 281

¹Synthesized according to the experimental procedure of compound listed;³Compound isolated as a single enantiomer;⁵Compound isolated as a single diastereomer.

Table 5

							
Ex. No.	Name	R ²	R ⁴	R ⁵	R ⁶	Salt	Proc. ¹
308	4-[1-(4-Amino-5-methyl-7 <i>H</i> -pyrrolo [2,3- <i>d</i>]pyrimidin-7-yl)ethyl]-6-chloro-3-ethoxy-2-[1-(2-hydroxyethyl) azetidin-3-yl]benzonitrile ³	Et	CN	Cl		-	307 and 219
309	4-[1-(4-Amino-5-methyl-7 <i>H</i> -pyrrolo [2,3- <i>d</i>]pyrimidin-7-yl)ethyl]-6-chloro-3-ethoxy-2-{ 1-[(2 <i>S</i>)-2-hydroxypropyl]azetidin-3-yl}benzonitrile ⁵	Et	CN	Cl		-	220 and 219
¹ Synthesized according to the experimental procedure of compound listed; ³ Compound isolated as a single enantiomer; ⁵ Compound isolated as a single diastereomer.							

Analytical Data

[0790] ¹H NMR data (Varian Inova 500 spectrometer, a Mercury 400 spectrometer, or a Varian (or Mercury) 300 spectrometer) and LCMS mass spectral data (MS) for the compounds of Examples 214-218, 221-235, 238, 240-246, 248-260, 263-267, 270, 271, 274-280, 282-284, 286-288, 290, 291, 294, 295, 297, 299, 300-306, 308, and 309 is provided below in Table 6.

Table 6

Ex. No.	MS [M+H] ⁺	Solvent	MHz	¹ H NMR Spectra
214	440.2	DMS O- <i>d</i> ₆	400	δ 8.11 (s, 1H), 7.48 (s, 1H), 6.23 (q, <i>J</i> = 7.0 Hz, 1H), 4.09 - 3.98 (m, 1H), 3.93 - 3.84 (m, 2H), 3.84 - 3.75 (m, 1H), 3.74 - 3.65 (m, 1H), 3.01 - 2.89 (m, 2H), 2.54 (s, 3H), 2.33 (q, <i>J</i> = 7.2 Hz, 2H), 1.71 (d, <i>J</i> = 7.0 Hz, 3H), 1.33 (t, <i>J</i> = 6.9 Hz, 3H), 0.86 (t, <i>J</i> = 7.2 Hz, 3H).
215	454.3	DMS O- <i>d</i> ₆	400	δ 8.11 (s, 1H), 7.49 (s, 1H), 6.23 (q, <i>J</i> = 7.0 Hz, 1H), 4.02 - 3.91 (m, 1H), 3.90 - 3.76 (m, 3H), 3.75 - 3.65 (m, 1H), 3.05 - 2.92 (m, 2H), 2.54 (s, 3H), 2.25 - 2.14 (m, 1H), 1.71 (d, <i>J</i> = 7.0 Hz, 3H), 1.33 (t, <i>J</i> = 6.9 Hz, 3H), 0.90 - 0.78 (m, 6H).
216	468.3	DMS O- <i>d</i> ₆	300	δ 8.11 (s, 1H), 7.49 (s, 1H), 7.35 (br s, 2H), 6.22 (q, <i>J</i> = 7.0 Hz, 1H), 4.09 (br s, 1H), 3.92 (brs, 2H), 3.83 - 3.76 (m, 1H), 3.75 - 3.65 (m, 1H), 3.01 (br s, 2H), 2.54 (s, 3H), 2.16 (br s, 2H), 1.71 (d, <i>J</i> = 7.0 Hz, 3H), 1.54 (br s, 1H), 1.32 (t, <i>J</i> = 6.9 Hz, 3H), 0.83 (d, <i>J</i> = 6.6 Hz, 6H).
217	466.3	DMS O- <i>d</i> ₆	400	δ 8.11 (s, 1H), 7.48 (s, 1H), 6.23 (q, <i>J</i> = 7.0 Hz, 1H), 4.12 - 4.01 (m, 1H), 3.96 - 3.87 (m, 2H), 3.84 - 3.75 (m, 1H), 3.74 - 3.64 (m, 1H), 3.08 - 2.96 (m, 2H), 2.54 (s, 3H), 2.20 (d, <i>J</i> = 6.7 Hz, 2H), 1.71 (d, <i>J</i> = 7.1 Hz, 3H), 1.32 (t, <i>J</i> = 6.9 Hz, 3H), 0.77 - 0.66 (m, 1H), 0.40 - 0.33 (m, 2H), 0.07 - 0.00 (m, 2H).

EP 3 888 657 B1

(continued)

	Ex. No.	MS [M+H] ⁺	Solvent	MHz	¹ H NMR Spectra
5	218	466.2	DMS O-d ₆	300	δ 8.11 (s, 1H), 7.49 (s, 1H), 7.34 (br s, 2H), 6.22 (q, J = 6.9 Hz, 1H), 4.10 - 3.95 (m, 1H), 3.85 - 3.61 (m, 4H), 3.13 - 2.92 (m, 3H), 2.54 (s, 3H), 1.92 - 1.81 (m, 2H), 1.79 - 1.50 (m, 7H), 1.32 (t, J = 6.9 Hz, 3H).
10	221	470.2	DMS O-d ₆	400	δ 8.11 (s, 1H), 7.48 (s, 1H), 6.23 (q, J = 7.1 Hz, 1H), 4.35 (d, J = 4.5 Hz, 1H), 4.12 - 3.98 (m, 1H), 3.98 - 3.88 (m, 2H), 3.84 - 3.74 (m, 1H), 3.73 - 3.64 (m, 1H), 3.61 - 3.51 (m, 1H), 3.07 (q, J = 8.4 Hz, 2H), 2.54 (s, 3H), 2.28 (d, J = 5.9 Hz, 2H), 1.71 (d, J = 7.1 Hz, 3H), 1.32 (t, J = 6.9 Hz, 3H), 1.00 (d, J = 6.2 Hz, 3H).
15	222	484.3	DMS O-d ₆	300	δ 8.11 (s, 1H), 7.48 (s, 1H), 7.35 (br s, 2H), 6.23 (q, J = 6.9 Hz, 1H), 4.16 - 3.88 (m, 4H), 3.86 - 3.61 (m, 2H), 3.19 - 3.04 (m, 2H), 2.54 (s, 3H), 2.26 (s, 2H), 1.71 (d, J = 7.0 Hz, 3H), 1.32 (t, J = 6.9 Hz, 3H), 1.04 (s, 6H).
20	223	470.2	DMS O-d ₆	400	δ 8.11 (s, 1H), 7.48 (s, 1H), 6.23 (q, J = 7.0 Hz, 1H), 4.44 (br s, 1H), 4.05 - 3.95 (m, 1H), 3.94 - 3.89 (m, 1H), 3.88 - 3.82 (m, 1H), 3.82 - 3.75 (m, 1H), 3.74 - 3.65 (m, 1H), 3.17 - 3.07 (m, 2H), 3.07 - 2.99 (m, 1H), 2.55 (s, 3H), 2.20 - 2.13 (m, 1H), 1.71 (d, J = 7.0 Hz, 3H), 1.37 - 1.29 (m, 3H), 0.86 - 0.78 (m, 3H).
25	224	470.2	DMS O-d ₆	400	δ 8.11 (s, 1H), 7.49 (s, 1H), 6.23 (q, J = 6.6 Hz, 1H), 4.43 (br s, 1H), 4.05 - 3.90 (m, 2H), 3.87 - 3.75 (m, 2H), 3.73 - 3.64 (m, 1H), 3.16 - 3.02 (m, 3H), 2.54 (s, 3H), 2.23 - 2.11 (m, 1H), 1.71 (d, J = 6.9 Hz, 3H), 1.37 - 1.29 (m, 3H), 0.86 - 0.79 (m, 3H).
30	225	470.2	DMS O-d ₆	400	δ 8.11 (s, 1H), 7.48 (s, 1H), 6.23 (q, J = 7.0 Hz, 1H), 4.12 - 4.01 (m, 2H), 3.95 - 3.84 (m, 2H), 3.83 - 3.74 (m, 1H), 3.74 - 3.64 (m, 1H), 3.31 - 3.26 (m, 3H), 3.20 (s, 3H), 3.13 - 3.02 (m, 2H), 2.54 (s, 3H), 1.71 (d, J = 7.0 Hz, 3H), 1.32 (t, J = 7.0 Hz, 3H).
35	226	514.2	DMS O-d ₆	400	δ 8.11 (s, 1H), 7.50 (s, 1H), 7.33 (br s, 2H), 6.23 (q, J = 7.0 Hz, 1H), 4.08 - 3.98 (m, 1H), 3.91 - 3.82 (m, 2H), 3.82 - 3.74 (m, 1H), 3.74 - 3.64 (m, 1H), 3.28 - 3.15 (m, 12H), 2.54 (s, 3H), 1.71 (d, J = 7.0 Hz, 3H), 1.32 (t, J = 6.9 Hz, 3H).
40	227	482.2	DMS O-d ₆	300	δ 8.11 (s, 1H), 7.48 (s, 1H), 7.33 (br s, 2H), 6.23 (q, J = 7.0 Hz, 1H), 4.11 - 3.97 (m, 1H), 3.94 - 3.77 (m, 3H), 3.76 - 3.58 (m, 3H), 3.56 - 3.43 (m, 2H), 3.10 - 2.97 (m, 2H), 2.96 - 2.87 (m, 1H), 2.55 (s, 3H), 1.71 (d, J = 7.0 Hz, 3H), 1.67 - 1.56 (m, 2H), 1.34 (t, J = 6.9 Hz, 3H).
45	228	482.3	DMS O-d ₆	300	δ 8.11 (s, 1H), 7.50 (s, 1H), 7.36 (br s, 2H), 6.23 (q, J = 6.9 Hz, 1H), 4.11 - 3.97 (m, 1H), 3.93 - 3.57 (m, 6H), 3.56 - 3.40 (m, 2H), 3.12 - 3.04 (m, 1H), 3.03 - 2.96 (m, 1H), 2.95 - 2.87 (m, 1H), 2.54 (s, 3H), 1.79 - 1.56 (m, 5H), 1.34 (t, J = 6.9 Hz, 3H).
50	229	496.3	DMS O-d ₆	300	δ 8.11 (s, 1H), 7.49 (s, 1H), 7.34 (br s, 2H), 6.23 (q, J = 6.9 Hz, 1H), 4.14 - 3.95 (m, 1H), 3.94 - 3.63 (m, 6H), 3.29 - 3.17 (m, 2H), 3.12 - 2.96 (m, 2H), 2.55 (s, 3H), 2.23 - 2.09 (m, 1H), 1.71 (d, J = 7.0 Hz, 3H), 1.65 - 1.52 (m, 2H), 1.33 (t, J = 6.9 Hz, 3H), 1.19 - 1.08 (m, 2H).
55	230	496.2	DMS O-d ₆	300	δ 8.11 (s, 1H), 7.48 (s, 1H), 7.36 (br s, 2H), 6.22 (q, J = 6.8 Hz, 1H), 4.16 - 3.99 (m, 1H), 3.98 - 3.51 (m, 7H), 3.30 - 3.24 (m, 1H), 3.10 - 2.98 (m, 2H), 2.54 (s, 3H), 2.33 (d, J = 7.4 Hz, 2H), 2.21 - 2.09 (m, 1H), 1.97 - 1.83 (m, 1H), 1.71 (d, J = 7.0 Hz, 3H), 1.52 - 1.37 (m, 1H), 1.33 (t, J = 6.9 Hz, 3H).
	231	496.3	DMS O-d ₆	300	δ 8.11 (s, 1H), 7.48 (s, 1H), 7.35 (br s, 2H), 6.22 (q, J = 6.7 Hz, 1H), 4.14 - 4.00 (m, 1H), 3.96 - 3.86 (m, 2H), 3.84 - 3.52 (m, 5H), 3.29 - 3.22 (m, 1H), 3.12 - 2.96 (m, 2H), 2.54 (s, 3H), 2.33 (d, J = 7.3 Hz, 2H), 2.22 - 2.09 (m, 1H), 1.99 - 1.83 (m, 1H), 1.71 (d, J = 7.0 Hz, 3H), 1.53 - 1.38 (m, 1H), 1.33 (t, J = 6.8 Hz, 3H).

EP 3 888 657 B1

(continued)

	Ex. No.	MS [M+H] ⁺	Solvent	MHz	¹ H NMR Spectra
5	232	510.3	DMS O- <i>d</i> ₆	300	δ 8.11 (s, 1H), 7.48 (s, 1H), 7.35 (br s, 2H), 6.22 (q, <i>J</i> = 7.0 Hz, 1H), 4.15 - 4.00 (m, 1H), 3.96 - 3.84 (m, 2H), 3.83 - 3.73 (m, 3H), 3.72 - 3.62 (m, 1H), 3.30 - 3.18 (m, 2H), 3.08 - 2.94 (m, 2H), 2.54 (s, 3H), 2.22 (d, <i>J</i> = 6.3 Hz, 2H), 1.71 (d, <i>J</i> = 7.0 Hz, 3H), 1.55 (d, <i>J</i> = 11.7 Hz, 3H), 1.32 (t, <i>J</i> = 6.9 Hz, 3H), 1.17 - 1.01 (m, 2H).
10	233	494.1	DMS O- <i>d</i> ₆	400	δ 8.11 (s, 1H), 7.50 (s, 1H), 7.29 (br s, 2H), 6.23 (q, <i>J</i> = 7.0 Hz, 1H), 4.26 - 4.15 (m, 1H), 4.03 - 3.94 (m, 2H), 3.86 - 3.65 (m, 2H), 3.42 (q, <i>J</i> = 9.1 Hz, 2H), 3.20 (q, <i>J</i> = 10.2 Hz, 2H), 2.55 (s, 3H), 1.71 (d, <i>J</i> = 7.1 Hz, 3H), 1.33 (t, <i>J</i> = 6.9 Hz, 3H).
15	234	508.2	DMS O- <i>d</i> ₆	400	δ 8.11 (s, 1H), 7.49 (s, 1H), 7.35 (br s, 2H), 6.23 (q, <i>J</i> = 6.9 Hz, 1H), 4.13 - 4.02 (m, 1H), 3.98 - 3.87 (m, 2H), 3.84 - 3.75 (m, 1H), 3.74 - 3.65 (m, 1H), 3.13 - 3.03 (m, 2H), 2.61 - 2.51 (m, 5H), 2.38 - 2.23 (m, 2H), 1.71 (d, <i>J</i> = 7.0 Hz, 3H), 1.33 (t, <i>J</i> = 6.9 Hz, 3H).
20	235	451.1	DMS O- <i>d</i> ₆	400	δ 8.11 (s, 1H), 7.52 (s, 1H), 7.31 (br s, 2H), 6.23 (q, <i>J</i> = 7.0 Hz, 1H), 4.22 - 4.11 (m, 1H), 3.91 (q, <i>J</i> = 6.8 Hz, 2H), 3.84 - 3.74 (m, 1H), 3.72 - 3.61 (m, 3H), 3.32 - 3.21 (m, 2H), 2.54 (s, 3H), 1.72 (d, <i>J</i> = 7.0 Hz, 3H), 1.31 (t, <i>J</i> = 6.9 Hz, 3H).
25	238	526.2	DMS O- <i>d</i> ₆	400	δ 8.11 (s, 1H), 7.47 (s, 1H), 6.22 (q, <i>J</i> = 7.0 Hz, 1H), 4.09 - 3.95 (m, 3H), 3.85 - 3.75 (m, 3H), 3.74 - 3.64 (m, 1H), 3.53 - 3.41 (m, 2H), 2.54 (s, 3H), 1.71 (d, <i>J</i> = 7.1 Hz, 3H), 1.31 (t, <i>J</i> = 7.0 Hz, 3H), 1.10 (s, 6H), 0.95 (t, <i>J</i> = 7.1 Hz, 3H).
30	240	511.3	DMS O- <i>d</i> ₆	400	δ 8.11 (s, 1H), 7.77 (q, <i>J</i> = 4.4 Hz, 1H), 7.51 (s, 1H), 6.23 (q, <i>J</i> = 7.0 Hz, 1H), 4.08 - 3.98 (m, 1H), 3.85 - 3.75 (m, 1H), 3.74 - 3.62 (m, 3H), 3.38 - 3.34 (m, 1H), 3.31 - 3.27 (m, 1H), 2.57 (d, <i>J</i> = 4.7 Hz, 3H), 2.54 (s, 3H), 1.71 (d, <i>J</i> = 7.1 Hz, 3H), 1.32 (t, <i>J</i> = 7.0 Hz, 3H), 1.02 (s, 6H).
35	241	511.3	DMS O- <i>d</i> ₆	400	δ 8.11 (s, 1H), 7.53 (s, 1H), 7.01 (s, 2H), 6.26 (q, <i>J</i> = 7.0 Hz, 1H), 4.12 - 4.00 (m, 1H), 3.88 - 3.79 (m, 2H), 3.69 - 3.62 (m, 2H), 3.48 - 3.35 (m, 2H), 3.15 (br s, 6H), 2.57 (s, 3H), 1.76 (d, <i>J</i> = 7.1 Hz, 3H), 1.36 (t, <i>J</i> = 7.0 Hz, 3H), 1.15 (d, <i>J</i> = 1.7 Hz, 6H).
40	242	454.2	DMS O- <i>d</i> ₆	400	δ 8.11 (s, 1H), 7.54 (d, <i>J</i> = 2.1 Hz, 1H), 7.33 (br s, 2H), 6.25 (q, <i>J</i> = 7.0 Hz, 1H), 4.57 - 4.35 (m, 3H), 4.28 - 4.19 (m, 1H), 4.18 - 4.08 (m, 1H), 3.85 - 3.74 (m, 2H), 2.55 (s, 3H), 1.76 (d, <i>J</i> = 2.3 Hz, 3H), 1.72 (d, <i>J</i> = 7.0 Hz, 3H), 1.37 (t, <i>J</i> = 6.9 Hz, 3H).
45	243	468.2	DMS O- <i>d</i> ₆	300	δ 8.28 (s, 1H), 7.59 (s, 1H), 6.28 (q, <i>J</i> = 6.9 Hz, 1H), 4.58 - 4.35 (m, 3H), 4.31 - 4.06 (m, 2H), 3.88 - 3.70 (m, 2H), 2.57 (s, 3H), 2.12 - 1.99 (m, 2H), 1.75 (d, <i>J</i> = 7.0 Hz, 3H), 1.38 (t, <i>J</i> = 6.9 Hz, 3H), 0.95 (t, <i>J</i> = 7.5 Hz, 3H).
50	244	482.3	DMS O- <i>d</i> ₆	300	δ 8.11 (s, 1H), 7.54 (s, 1H), 7.34 (br s, 2H), 6.25 (q, <i>J</i> = 6.9 Hz, 1H), 4.62 - 4.36 (m, 3H), 4.30 - 4.06 (m, 2H), 3.87 - 3.74 (m, 2H), 2.55 (s, 3H), 2.46 - 2.39 (m, 1H), 1.72 (d, <i>J</i> = 7.0 Hz, 3H), 1.38 (t, <i>J</i> = 6.9 Hz, 3H), 1.01 - 0.92 (m, 6H).
55	245	496.1	DMS O- <i>d</i> ₆	300	δ 8.11 (s, 1H), 7.54 (s, 1H), 6.25 (q, <i>J</i> = 6.9 Hz, 1H), 4.70 (br s, 2H), 4.50 - 4.36 (m, 1H), 4.22 (br s, 2H), 3.86 - 3.74 (m, 2H), 2.54 (s, 3H), 1.72 (d, <i>J</i> = 7.1 Hz, 3H), 1.38 (t, <i>J</i> = 6.9 Hz, 3H), 1.11 (s, 9H).
60	246	480.2	DMS O- <i>d</i> ₆	300	δ 8.12 (s, 1H), 7.55 (d, <i>J</i> = 3.1 Hz, 1H), 7.36 (br s, 2H), 6.25 (q, <i>J</i> = 7.0 Hz, 1H), 4.72 - 4.62 (m, 1H), 4.61 - 4.42 (m, 2H), 4.31 - 4.10 (m, 2H), 3.87 - 3.74 (m, 2H), 2.55 (s, 3H), 1.73 (d, <i>J</i> = 7.0 Hz, 3H), 1.61 - 1.48 (m, 1H), 1.38 (t, <i>J</i> = 6.9 Hz, 3H), 0.76 - 0.63 (m, 4H).
65	248	490.1	DMS O- <i>d</i> ₆	300	δ 8.12 (s, 1H), 7.57 (s, 1H), 7.35 (br s, 2H), 6.24 (q, <i>J</i> = 6.9 Hz, 1H), 4.54 - 4.39 (m, 1H), 4.25 - 4.11 (m, 4H), 3.88 - 3.65 (m, 2H), 3.01 (s, 3H), 2.55 (s, 3H), 1.73 (d, <i>J</i> = 7.1 Hz, 3H), 1.34 (t, <i>J</i> = 6.9 Hz, 3H).

EP 3 888 657 B1

(continued)

	Ex. No.	MS [M+H] ⁺	Solvent	MHz	¹ H NMR Spectra
5	249	504.2	DMS O- <i>d</i> ₆	300	δ 8.11 (s, 1H), 7.55 (s, 1H), 7.35 (br s, 2H), 6.23 (q, <i>J</i> = 6.7 Hz, 1H), 4.56 - 4.38 (m, 1H), 4.29 - 4.10 (m, 4H), 3.88 - 3.65 (m, 2H), 3.15 (q, <i>J</i> = 7.4 Hz, 2H), 2.55 (s, 3H), 1.73 (d, <i>J</i> = 7.0 Hz, 3H), 1.34 (t, <i>J</i> = 6.9 Hz, 3H), 1.20 (t, <i>J</i> = 7.3 Hz, 3H).
10	250	518.2	DMS O- <i>d</i> ₆	300	δ 8.11 (s, 1H), 7.55 (s, 1H), 7.35 (br s, 2H), 6.23 (q, <i>J</i> = 6.9 Hz, 1H), 4.55 - 4.40 (m, 1H), 4.26 - 4.10 (m, 4H), 3.88 - 3.65 (m, 2H), 3.31 - 3.26 (m, 1H), 2.54 (s, 3H), 1.73 (d, <i>J</i> = 7.0 Hz, 3H), 1.34 (t, <i>J</i> = 6.9 Hz, 3H), 1.23 (d, <i>J</i> = 6.8 Hz, 6H).
15	251	516.2	DMS O- <i>d</i> ₆	300	δ 8.27 (s, 1H), 7.61 (s, 1H), 6.27 (q, <i>J</i> = 6.9 Hz, 1H), 4.58 - 4.42 (m, 1H), 4.31 - 4.13 (m, 4H), 3.90 - 3.64 (m, 2H), 2.84 - 2.69 (m, 1H), 2.57 (s, 3H), 1.75 (d, <i>J</i> = 7.0 Hz, 3H), 1.34 (t, <i>J</i> = 6.9 Hz, 3H), 1.01 - 0.96 (m, 2H), 0.93 - 0.88 (m, 2H).
20	252	470.1	DMS O- <i>d</i> ₆	300	δ 8.11 (s, 1H), 7.53 (s, 1H), 7.34 (br s, 2H), 6.24 (q, <i>J</i> = 7.0 Hz, 1H), 4.52 - 4.37 (m, 1H), 4.35 - 4.19 (m, 4H), 3.79 (q, <i>J</i> = 6.8 Hz, 2H), 3.55 (s, 3H), 2.54 (s, 3H), 1.72 (d, <i>J</i> = 7.0 Hz, 3H), 1.37 (t, <i>J</i> = 6.9 Hz, 3H).
25	253	484.2	DMS O- <i>d</i> ₆	300	δ 8.11 (s, 1H), 7.53 (s, 1H), 7.34 (br s, 2H), 6.24 (q, <i>J</i> = 7.0 Hz, 1H), 4.52 - 4.37 (m, 1H), 4.35 - 4.17 (m, 4H), 4.00 (q, <i>J</i> = 7.1 Hz, 2H), 3.79 (q, <i>J</i> = 6.9 Hz, 2H), 2.54 (s, 3H), 1.72 (d, <i>J</i> = 7.0 Hz, 3H), 1.37 (t, <i>J</i> = 6.9 Hz, 3H), 1.15 (t, <i>J</i> = 7.1 Hz, 3H).
30	254	498.3	DMS O- <i>d</i> ₆	300	δ 8.27 (s, 1H), 7.58 (s, 1H), 6.27 (q, <i>J</i> = 6.8 Hz, 1H), 4.80 - 4.66 (m, 1H), 4.49 - 4.35 (m, 1H), 4.33 - 4.14 (m, 4H), 3.87 - 3.69 (m, 2H), 2.57 (s, 3H), 1.74 (d, <i>J</i> = 7.0 Hz, 3H), 1.37 (t, <i>J</i> = 6.9 Hz, 3H), 1.15 (d, <i>J</i> = 6.2 Hz, 6H).
35	255	511.3	DMS O- <i>d</i> ₆	300	δ 8.11 (s, 1H), 7.52 (s, 1H), 7.31 (br s, 2H), 6.24 (q, <i>J</i> = 7.0 Hz, 1H), 5.84 (s, 1H), 4.35 - 4.24 (m, 1H), 4.24 - 4.15 (m, 2H), 4.07 - 3.94 (m, 2H), 3.83 - 3.68 (m, 2H), 2.55 (s, 3H), 1.72 (d, <i>J</i> = 7.0 Hz, 3H), 1.36 (t, <i>J</i> = 6.9 Hz, 3H), 1.21 (s, 9H).
40	256	455.2	DMS O- <i>d</i> ₆	400	δ 8.15 (s, 1H), 7.53 (s, 1H), 6.25 (q, <i>J</i> = 7.0 Hz, 1H), 5.96 (br s, 2H), 4.40 - 4.30 (m, 1H), 4.24 - 4.16 (m, 2H), 4.15 - 4.01 (m, 2H), 3.85 - 3.68 (m, 2H), 2.55 (s, 3H), 1.73 (d, <i>J</i> = 7.0 Hz, 3H), 1.36 (t, <i>J</i> = 6.9 Hz, 3H).
45	257	469.2	DMS O- <i>d</i> ₆	300	δ 8.11 (s, 1H), 7.51 (s, 1H), 7.35 (br s, 2H), 6.37 (q, <i>J</i> = 4.2 Hz, 1H), 6.24 (q, <i>J</i> = 7.0 Hz, 1H), 4.43 - 4.29 (m, 1H), 4.24 - 4.15 (m, 2H), 4.13 - 3.99 (m, 2H), 3.85 - 3.68 (m, 2H), 2.54 (s, 3H), 2.51 (d, <i>J</i> = 4.7 Hz, 3H), 1.72 (d, <i>J</i> = 7.0 Hz, 3H), 1.36 (t, <i>J</i> = 6.9 Hz, 3H).
50	258	483.2	DMS O- <i>d</i> ₆	300	δ 8.11 (s, 1H), 7.51 (s, 1H), 7.35 (br s, 2H), 6.44 (t, <i>J</i> = 5.6 Hz, 1H), 6.24 (q, <i>J</i> = 6.9 Hz, 1H), 4.43 - 4.28 (m, 1H), 4.26 - 4.14 (m, 2H), 4.12 - 3.98 (m, 2H), 3.86 - 3.67 (m, 2H), 3.04 - 2.92 (m, 2H), 2.54 (s, 3H), 1.72 (d, <i>J</i> = 7.0 Hz, 3H), 1.36 (t, <i>J</i> = 6.9 Hz, 3H), 0.97 (t, <i>J</i> = 7.1 Hz, 3H).
55	259	483.2	DMS O- <i>d</i> ₆	400	δ 8.11 (s, 1H), 7.52 (s, 1H), 6.24 (q, <i>J</i> = 6.9 Hz, 1H), 4.42 - 4.32 (m, 1H), 4.31 - 4.24 (m, 2H), 4.22 - 4.12 (m, 2H), 3.85 - 3.71 (m, 2H), 2.76 (s, 6H), 2.55 (s, 3H), 1.72 (d, <i>J</i> = 7.1 Hz, 3H), 1.36 (t, <i>J</i> = 7.0 Hz, 3H).
	260	460.2	DMS O- <i>d</i> ₆	400	δ 8.11 (s, 1H), 7.48 (s, 1H), 6.23 (q, <i>J</i> = 7.0 Hz, 1H), 4.35 (s, 1H), 4.11 - 4.01 (m, 1H), 3.95 - 3.87 (m, 2H), 3.84 - 3.74 (m, 1H), 3.74 - 3.64 (m, 1H), 3.12 - 3.01 (m, 2H), 2.55 (s, 3H), 1.71 (d, <i>J</i> = 7.1 Hz, 3H), 1.33 (t, <i>J</i> = 6.9 Hz, 3H).
	263	426.2	DMS O- <i>d</i> ₆	300	δ 8.11 (s, 1H), 7.46 (s, 1H), 7.38 (br s, 2H), 6.24 (q, <i>J</i> = 7.0 Hz, 1H), 4.11 - 3.97 (m, 1H), 3.95 - 3.84 (m, 2H), 3.64 (s, 3H), 3.00 - 2.88 (m, 2H), 2.55 (s, 3H), 2.39 - 2.27 (m, 2H), 1.72 (d, <i>J</i> = 7.1 Hz, 3H), 0.86 (t, <i>J</i> = 7.1 Hz, 3H).
	264	440.2	DMS O- <i>d</i> ₆	400	δ 8.11 (s, 1H), 7.47 (s, 1H), 6.28 - 6.19 (m, 1H), 4.02 - 3.92 (m, 1H), 3.91 - 3.82 (m, 2H), 3.64 (s, 3H), 3.03 - 2.89 (m, 2H), 2.55 (s, 3H), 2.24 - 2.14 (m, 1H), 1.72 (d, <i>J</i> = 6.9 Hz, 3H), 0.84 (d, <i>J</i> = 5.9 Hz, 6H).

EP 3 888 657 B1

(continued)

	Ex. No.	MS [M+H] ⁺	Solvent	MHz	¹ H NMR Spectra
5	265	454.2	DMS O-d ₆	300	δ 8.11 (s, 1H), 7.46 (s, 1H), 7.34 (br s, 2H), 6.23 (q, J = 7.0 Hz, 1H), 4.14 - 4.01 (m, 1H), 3.96 - 3.84 (m, 2H), 3.64 (s, 3H), 3.04 - 2.92 (m, 2H), 2.55 (s, 3H), 2.13 (d, J = 6.9 Hz, 2H), 1.72 (d, J = 7.1 Hz, 3H), 1.60 - 1.45 (m, 1H), 0.83 (d, J = 6.6 Hz, 6H).
10	266	452.2	DMS O-d ₆	300	δ 8.11 (s, 1H), 7.46 (s, 1H), 7.37 (br s, 2H), 6.24 (q, J = 7.0 Hz, 1H), 4.15 - 4.00 (m, 1H), 3.98 - 3.87 (m, 2H), 3.64 (s, 3H), 3.06 - 2.95 (m, 2H), 2.55 (s, 3H), 2.28 - 2.12 (m, 2H), 1.72 (d, J = 7.1 Hz, 3H), 0.78 - 0.64 (m, 1H), 0.42 - 0.32 (m, 2H), 0.08 - -0.01 (m, 2H).
15	267	452.2	DMS O-d ₆	300	δ 8.11 (s, 1H), 7.47 (s, 1H), 7.38 (br s, 2H), 6.23 (q, J = 6.9 Hz, 1H), 4.10 - 3.95 (m, 1H), 3.83 - 3.70 (m, 2H), 3.63 (s, 3H), 3.10 - 2.92 (m, 3H), 2.54 (s, 3H), 1.92 - 1.79 (m, 2H), 1.78 - 1.50 (m, 7H).
20	270	456.2	DMS O-d ₆	300	δ 8.11 (s, 1H), 7.46 (s, 1H), 7.34 (br s, 2H), 6.24 (q, J = 7.0 Hz, 1H), 4.36 (d, J = 4.5 Hz, 1H), 4.13 - 4.00 (m, 1H), 3.99 - 3.87 (m, 2H), 3.63 (s, 3H), 3.61 - 3.52 (m, 1H), 3.11 - 3.01 (m, 2H), 2.55 (s, 3H), 2.28 (d, J = 5.4 Hz, 2H), 1.72 (d, J = 7.1 Hz, 3H), 1.00 (d, J = 6.2 Hz, 3H).
	271	470.3	DMS O-d ₆	300	δ 8.11 (s, 1H), 7.46 (s, 1H), 7.33 (br s, 2H), 6.23 (q, J = 7.0 Hz, 1H), 4.16 - 3.91 (m, 4H), 3.63 (s, 3H), 3.17 - 3.05 (m, 2H), 2.55 (s, 3H), 2.26 (s, 2H), 1.72 (d, J = 7.1 Hz, 3H), 1.04 (s, 6H).
25	274	454.1	DMS O-d ₆	300	δ 8.11 (s, 1H), 7.48 (s, 1H), 7.35 (br s, 2H), 6.24 (q, J = 7.0 Hz, 1H), 4.55 - 4.48 (m, 2H), 4.37 - 4.29 (m, 2H), 4.21 - 4.07 (m, 1H), 3.93 - 3.83 (m, 2H), 3.69 - 3.58 (m, 4H), 3.24 - 3.12 (m, 2H), 2.55 (s, 3H), 1.72 (d, J = 7.1 Hz, 3H).
30	275	468.2	DMS O-d ₆	300	δ 8.11 (s, 1H), 7.47 (s, 1H), 7.35 (br s, 2H), 6.24 (q, J = 7.1 Hz, 1H), 4.11 - 3.97 (m, 1H), 3.95 - 3.82 (m, 2H), 3.75 - 3.58 (m, 6H), 3.56 - 3.41 (m, 2H), 3.08 - 2.97 (m, 2H), 2.94 - 2.87 (m, 1H), 2.55 (s, 3H), 1.72 (d, J = 7.1 Hz, 3H), 1.68 - 1.56 (m, 1H).
35	276	468.2	DMS O-d ₆	300	δ 8.11 (s, 1H), 7.48 (s, 1H), 7.35 (br s, 2H), 6.24 (q, J = 6.9 Hz, 1H), 4.11 - 3.98 (m, 1H), 3.94 - 3.83 (m, 2H), 3.74 - 3.58 (m, 6H), 3.52 (dd, J = 8.9, 5.1 Hz, 1H), 3.44 (dd, J = 8.9, 2.5 Hz, 1H), 3.11 - 2.95 (m, 2H), 2.95 - 2.86 (m, 1H), 2.55 (s, 3H), 1.72 (d, J = 7.0 Hz, 3H), 1.67 - 1.56 (m, 1H).
40	277	482.2	DMS O-d ₆	300	δ 8.11 (s, 1H), 7.47 (s, 1H), 7.37 (br s, 2H), 6.24 (q, J = 6.9 Hz, 1H), 4.12 - 3.98 (m, 1H), 3.94 - 3.83 (m, 2H), 3.83 - 3.73 (m, 2H), 3.65 (s, 3H), 3.29 - 3.18 (m, 2H), 3.09 - 2.96 (m, 2H), 2.55 (s, 3H), 2.21 - 2.10 (m, 1H), 1.72 (d, J = 7.0 Hz, 3H), 1.64 - 1.53 (m, 2H), 1.24 - 1.08 (m, 2H).
45	278	482.2	DMS O-d ₆	300	δ 8.11 (s, 1H), 7.47 (s, 1H), 7.37 (br s, 2H), 6.23 (q, J = 7.0 Hz, 1H), 4.14 - 3.99 (m, 1H), 3.98 - 3.85 (m, 2H), 3.75 - 3.52 (m, 6H), 3.29 (dd, J = 8.3, 6.4 Hz, 1H), 3.09 - 2.95 (m, 2H), 2.55 (s, 3H), 2.36 - 2.29 (m, 2H), 2.23 - 2.07 (m, 1H), 1.96 - 1.83 (m, 1H), 1.72 (d, J = 7.1 Hz, 3H), 1.52 - 1.37 (m, 1H).
50	279	482.2	DMS O-d ₆	300	δ 8.11 (s, 1H), 7.47 (s, 1H), 7.38 (br s, 2H), 6.23 (q, J = 6.9 Hz, 1H), 4.14 - 3.99 (m, 1H), 3.96 - 3.85 (m, 2H), 3.75 - 3.51 (m, 6H), 3.32 - 3.26 (m, 1H), 3.09 - 2.98 (m, 2H), 2.55 (s, 3H), 2.35 - 2.30 (m, 2H), 2.23 - 2.08 (m, 1H), 1.97 - 1.83 (m, 1H), 1.72 (d, J = 7.1 Hz, 3H), 1.54 - 1.35 (m, 1H).
	280	496.2	DMS O-d ₆	300	δ 8.11 (s, 1H), 7.46 (s, 1H), 7.36 (br s, 2H), 6.23 (q, J = 7.0 Hz, 1H), 4.14 - 4.00 (m, 1H), 3.96 - 3.86 (m, 2H), 3.83 - 3.74 (m, 2H), 3.64 (s, 3H), 3.29 - 3.19 (m, 2H), 3.05 - 2.94 (m, 2H), 2.55 (s, 3H), 2.20 (d, J = 6.3 Hz, 2H), 1.72 (d, J = 7.0 Hz, 3H), 1.59 - 1.45 (m, 3H), 1.17 - 1.01 (m, 2H).
55	282	454.1	DMS O-d ₆	300	δ 8.11 (s, 1H), 7.52 (s, 1H), 7.35 (br s, 2H), 6.26 (q, J = 6.9 Hz, 1H), 4.58 - 4.37 (m, 3H), 4.31 - 4.21 (m, 1H), 4.19 - 4.09 (m, 1H), 3.71 (d, J = 3.3 Hz, 3H), 2.55 (s, 3H), 2.11 - 2.00 (m, 2H), 1.73 (d, J = 7.1 Hz, 3H), 0.95 (t, J = 7.5 Hz, 3H).

EP 3 888 657 B1

(continued)

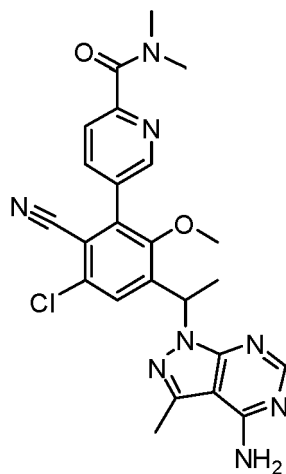
	Ex. No.	MS [M+H] ⁺	Solvent	MHz	¹ H NMR Spectra
5	283	468.2	DMS O-d ₆	300	δ 8.11 (s, 1H), 7.52 (s, 1H), 7.35 (br s, 2H), 6.26 (q, J = 7.0 Hz, 1H), 4.64 - 4.37 (m, 3H), 4.31 - 4.19 (m, 1H), 4.19 - 4.08 (m, 1H), 3.72 (d, J = 3.9 Hz, 3H), 2.55 (s, 3H), 2.46 - 2.39 (m, 1H), 1.73 (d, J = 7.0 Hz, 3H), 1.02 - 0.92 (m, 6H).
10	284	466.2	DMS O-d ₆	300	δ 8.12 (s, 1H), 7.53 (d, J = 2.0 Hz, 1H), 7.35 (br s, 2H), 6.26 (q, J = 7.0 Hz, 1H), 4.73 - 4.62 (m, 1H), 4.61 - 4.42 (m, 2H), 4.31 - 4.22 (m, 1H), 4.22 - 4.11 (m, 1H), 3.73 (d, J = 2.3 Hz, 3H), 2.56 (s, 3H), 1.74 (d, J = 7.0 Hz, 3H), 1.55 (d, J = 5.6 Hz, 1H), 0.74 - 0.64 (m, 4H).
15	286	490.1	DMS O-d ₆	300	δ 8.11 (s, 1H), 7.54 (s, 1H), 7.35 (br s, 2H), 6.24 (q, J = 7.0 Hz, 1H), 4.54 - 4.40 (m, 1H), 4.25 - 4.13 (m, 4H), 3.67 (s, 3H), 3.19 - 3.10 (m, 2H), 2.55 (s, 3H), 1.73 (d, J = 7.1 Hz, 3H), 1.24 - 1.17 (m, 3H).
	287	504.2	DMS O-d ₆	300	δ 8.11 (s, 1H), 7.53 (s, 1H), 7.39 (br s, 2H), 6.24 (q, J = 7.0 Hz, 1H), 4.55 - 4.40 (m, 1H), 4.23 - 4.15 (m, 4H), 3.68 (s, 3H), 3.30 - 3.22 (m, 1H), 2.55 (s, 3H), 1.74 (d, J = 7.1 Hz, 3H), 1.24 (d, J = 6.8 Hz, 6H).
20	288	502.1	DMS O-d ₆	300	δ 8.12 (s, 1H), 7.55 (s, 1H), 7.42 (br s, 2H), 6.25 (q, J = 7.0 Hz, 1H), 4.56 - 4.42 (m, 1H), 4.29 - 4.17 (m, 4H), 3.68 (s, 3H), 2.83 - 2.72 (m, 1H), 2.55 (s, 3H), 1.74 (d, J = 7.0 Hz, 3H), 1.03 - 0.95 (m, 2H), 0.93 - 0.88 (m, 2H).
25	290	470.2	DMS O-d ₆	300	δ 8.11 (s, 1H), 7.51 (s, 1H), 7.35 (br s, 2H), 6.25 (q, J = 6.9 Hz, 1H), 4.52 - 4.37 (m, 1H), 4.36 - 4.16 (m, 4H), 4.00 (q, J = 7.1 Hz, 2H), 3.70 (s, 3H), 2.55 (s, 3H), 1.73 (d, J = 7.1 Hz, 3H), 1.15 (t, J = 7.1 Hz, 3H).
	291	484.2	DMS O-d ₆	300	δ 8.11 (s, 1H), 7.52 (s, 1H), 7.35 (br s, 2H), 6.25 (q, J = 7.0 Hz, 1H), 4.81 - 4.66 (m, 1H), 4.52 - 4.36 (m, 1H), 4.25 (d, J = 8.4 Hz, 4H), 3.70 (s, 3H), 2.55 (s, 3H), 1.73 (d, J = 7.1 Hz, 3H), 1.16 (d, J = 6.3 Hz, 6H).
30	294	455.1	DMS O-d ₆	300	δ 8.11 (s, 1H), 7.49 (s, 1H), 7.36 (br s, 2H), 6.36 (q, J = 4.4 Hz, 1H), 6.25 (q, J = 7.0 Hz, 1H), 4.44 - 4.30 (m, 1H), 4.25 - 4.14 (m, 2H), 4.13 - 3.99 (m, 2H), 3.69 (s, 3H), 2.55 (s, 3H), 2.51 (d, J = 4.6 Hz, 3H), 1.73 (d, J = 7.0 Hz, 3H).
35	295	469.1	DMS O-d ₆	300	δ 8.11 (s, 1H), 7.49 (s, 1H), 7.33 (br s, 2H), 6.44 (t, J = 5.5 Hz, 1H), 6.25 (q, J = 7.0 Hz, 1H), 4.44 - 4.30 (m, 1H), 4.26 - 4.15 (m, 2H), 4.12 - 3.99 (m, 2H), 3.69 (s, 3H), 3.03 - 2.92 (m, 2H), 2.55 (s, 3H), 1.73 (d, J = 7.1 Hz, 3H), 0.97 (t, J = 7.1 Hz, 3H).
40	297	469.1	DMS O-d ₆	300	δ 8.11 (s, 1H), 7.46 (s, 1H), 7.37 (br s, 2H), 6.24 (q, J = 7.0 Hz, 1H), 4.35 (s, 1H), 4.14 - 3.99 (m, 1H), 3.99 - 3.86 (m, 2H), 3.64 (s, 3H), 3.11 - 3.00 (m, 2H), 2.55 (s, 3H), 1.72 (d, J = 7.1 Hz, 3H).
	299	449.0	DMS O-d ₆	300	δ 8.11 (s, 1H), 7.46 (s, 1H), 6.21 (q, J = 7.0 Hz, 1H), 3.99 - 3.84 (m, 2H), 3.84 - 3.69 (m, 1H), 3.57 (s, 3H), 2.97 - 2.87 (m, 1H), 2.85 - 2.75 (m, 1H), 2.55 (s, 3H), 2.14 - 2.07 (m, 1H), 1.70 (d, J = 7.1 Hz, 3H), 0.85 (d, J = 5.9 Hz, 6H).
45	300	451.2	DMS O-d ₆	300	δ 8.11 (s, 1H), 7.48 (s, 1H), 7.32 (br s, 2H), 6.21 (q, J = 7.0 Hz, 1H), 4.56 (br s, 1H), 4.12 - 3.89 (m, 3H), 3.58 (s, 3H), 3.46 - 3.36 (m, 2H), 3.28 - 3.04 (m, 2H), 2.55 (s, 3H), 1.71 (d, J = 7.1 Hz, 3H).
	301	465.0			-
	302	465.0			-
50	303	479.1	DMS O-d ₆	300	δ 8.11 (s, 1H), 7.48 (s, 1H), 7.32 (br s, 2H), 6.21 (q, J = 7.0 Hz, 1H), 4.45 - 3.83 (m, 4H), 3.58 (s, 3H), 2.55 (s, 3H), 2.45 - 2.28 (m, 2H), 1.71 (d, J = 7.0 Hz, 3H), 1.06 (s, 6H).
55	304	463.0	DMS O-d ₆	300	δ 8.11 (s, 1H), 7.46 (s, 1H), 7.33 (br s, 2H), 6.21 (q, J = 7.0 Hz, 1H), 4.54 - 4.46 (m, 2H), 4.35 - 4.27 (m, 2H), 4.01 - 3.80 (m, 3H), 3.62 - 3.53 (m, 4H), 3.14 - 3.06 (m, 1H), 3.03 - 2.93 (m, 1H), 2.54 (s, 3H), 1.70 (d, J = 7.1 Hz, 3H).

(continued)

Ex. No.	MS [M+H] ⁺	Solvent	MHz	¹ H NMR Spectra
305	446.1	DMSO-d ₆	300	δ 8.11 (s, 1H), 7.49 (s, 1H), 7.32 (br s, 2H), 6.22 (q, J = 6.9 Hz, 1H), 4.04 - 3.84 (m, 3H), 3.62 (s, 2H), 3.57 (s, 3H), 3.28 - 3.21 (m, 1H), 3.17 - 3.08 (m, 1H), 2.55 (s, 3H), 1.71 (d, J = 7.0 Hz, 3H).
306	449.1	DMSO-d ₆	300	δ 8.11 (s, 1H), 7.51 (s, 1H), 7.32 (br s, 2H), 6.22 (q, J = 7.0 Hz, 1H), 4.55 - 4.41 (m, 2H), 4.40 - 4.29 (m, 1H), 4.26 - 4.14 (m, 1H), 4.11 - 4.02 (m, 1H), 3.65 (d, J = 3.3 Hz, 3H), 2.55 (s, 3H), 1.78 - 1.75 (m, 3H), 1.72 (d, J = 6.2 Hz, 3H).
308	455.3	DMSO-d ₆	300	δ 7.95 (s, 1H), 7.19 (s, 1H), 7.17 - 7.13 (m, 1H), 6.58 (s, 2H), 6.11 (q, J = 7.1 Hz, 1H), 4.41 (t, J = 5.4 Hz, 1H), 4.13 - 3.99 (m, 1H), 3.97 - 3.86 (m, 2H), 3.84 - 3.67 (m, 2H), 3.13 - 3.00 (m, 2H), 2.41 (t, J = 6.0 Hz, 2H), 2.36 (s, 3H), 1.69 (d, J = 7.1 Hz, 3H), 1.30 (t, J = 6.9 Hz, 3H).
309	469.2	DMSO-d ₆	300	δ 7.95 (s, 1H), 7.18 (s, 1H), 7.16 - 7.13 (m, 1H), 6.58 (s, 2H), 6.11 (q, J = 7.0 Hz, 1H), 4.36 (d, J = 4.5 Hz, 1H), 4.15 - 4.00 (m, 1H), 3.99 - 3.87 (m, 2H), 3.84 - 3.67 (m, 2H), 3.63 - 3.50 (m, 1H), 3.18 - 2.99 (m, 2H), 2.36 (s, 3H), 2.28 (d, J = 5.9 Hz, 2H), 1.69 (d, J = 7.1 Hz, 3H), 1.29 (t, J = 6.9 Hz, 3H), 1.00 (d, J = 6.2 Hz, 3H).

Reference Example 313. 5-{3-[1-(4-amino-3-methyl-1H-pyrazolo[3,4-d]pyrimidin-1-yl)ethyl]-5-chloro-6-cyano-2-methoxyphenyl}-N,N-dimethylpyridine-2-carboxamide

[0791]



Step 1: 5-Bromo-N,N-dimethylpyridine-2-carboxamide

[0792] 5-Bromopyridine-2-carboxylic acid (20 g, 100 mmol, Frontier Scientific catalog# B1704) was stirred in methylene chloride (30 mL) and cooled to 0 °C. 2.0 M oxalyl chloride in methylene chloride (100 mL) was added slowly, followed by N,N-dimethylformamide (0.8 mL). The mixture was stirred for 30 minutes at 0 °C and then room temperature overnight. The mixture was evaporated, redissolved in methylene chloride (130 mL) and was added slowly to a mixture of dimethylamine hydrochloride (9.8 g, 120 mmol) and triethylamine (56.1 mL, 400 mmol) in methylene chloride (130 mL) cooled to 0 °C. The reaction mixture was stirred at room temperature for 2 hrs. This mixture was diluted with methylene chloride (200 mL) and washed with saturated sodium bicarbonate, brine, dried over sodium sulfate, filtered and evaporated. The product was purified by FCC on silica gel using ethyl acetate in hexanes (0-60%) gradient to give 5-bromo-N,N-dimethylpyridine-2-carboxamide, (22.0 g, 100%). LCMS calculated for C₈H₁₀BrN₂O (M+H)⁺: m/z = 229.0, 231.0; found: 228.9, 230.9.

Step 2: {6-[(Dimethylamino)carbonyl]pyridin-3-yl}boronic acid

[0793] A mixture of 5-bromo-*N,N*-dimethylpyridine-2-carboxamide (23 g, 98 mmol), 4,4,5,5,4',4',5',5'-octamethyl-[2,2'] bi[[1,3,2]dioxaborolanyl] (27 g, 110 mmol), [1,1'-bis(diphenylphosphino)ferrocene]dichloropalladium(II), complex with dichloromethane (Aldrich, Catalog No. 379670) (1:1) (4.8 g, 5.9 mmol), 1,1'-bis(diphenylphosphino)ferrocene (Aldrich, Catalog No. 177261) (3.3 g, 5.9 mmol), and potassium acetate (30 g, 300 mmol) in 1,4-dioxane (600 mL) was degassed with nitrogen and was heated at 120 °C for 16 hrs. The mixture was cooled to room temperature and diluted with ethyl acetate (600 mL) and water (600 mL). The aqueous layer was concentrated in vacuo to give a solid residue. The solids were taken up in acetonitrile and filtered to remove the residual insoluble salts. The acetonitrile was removed in vacuo to give {6-[(dimethylamino)carbonyl]pyridin-3-yl}boronic acid (12 g, 60%). LCMS calculated for $C_8H_{12}BN_2O_3$ (M+H)⁺: m/z = 195.1; found: 195.1.

Step 3. 4-Acetyl-2-bromo-6-chloro-3-methoxybenzonitrile

[0794] 1-(3-Bromo-5-chloro-4-fluoro-2-hydroxyphenyl)ethanone (2.0 g, 7.5 mmol, Example 43, Step 1) was combined with potassium cyanide (0.58 g, 9.0 mmol) in *N,N*-dimethylformamide (16 mL) and heated to 85 °C in an oil bath. After heating for 18 hrs, the reaction was allowed to cool to room temperature and iodomethane (0.90 mL, 11 mmol) and potassium carbonate (2.1 g, 15 mmol) were added. The reaction was heated to 65 °C and monitored by LC/MS. After heating for 3 hrs the reaction was complete and allowed to cool to room temperature, then taken up in ethyl acetate and washed with water, brine, and dried over magnesium sulfate. The resultant solution was concentrated to give the crude product as a dark oil. The product was purified by FCC on silica gel eluting hexane: ethyl acetate gradient to give 4-acetyl-2-bromo-6-chloro-3-methoxybenzonitrile (1.65 g, 75%) as a solid residue. LCMS calculated for $C_{10}H_8BrClNO_2$ (M+H)⁺: m/z = 287.9, 289.9; found: 288.1, 290.0.

Step 4: 5-(3-Acetyl-5-chloro-6-cyano-2-methoxyphenyl)-*N,N*-dimethylpyridine-2-carboxamide

[0795] Sodium carbonate (3.0 g, 20 mmol) in water (20 mL) was added to a mixture 4-acetyl-2-bromo-6-chloro-3-methoxybenzonitrile (2.5 g, 8.7 mmol) and {6-[(dimethylamino)carbonyl]pyridin-3-yl}boronic acid (1.9 g, 10. mmol, Example 301 Step 2) in acetonitrile (100 mL). The reaction was degassed with N₂ and [1,1'-bis(diphenylphosphino)ferrocene]dichloropalladium(II), complex with dichloromethane (1:1) (400 mg, 0.4 mmol) was added and the reaction mixture was degassed again with N₂. The reaction was heated at 100 °C for 4 hrs and was complete by LC/MS. The reaction was allowed to cool to room temperature and was partitioned between water and EtOAc. The combined organic layer was washed with brine, dried over MgSO₄, filtered, concentrated to give the crude product. The product was purified by FCC on silica gel eluting a hexane: ethyl acetate gradient to give 5-(3-acetyl-5-chloro-6-cyano-2-methoxyphenyl)-*N,N*-dimethylpyridine-2-carboxamide as yellow oil (2.2 g, 71 %). LCMS calculated for $C_{18}H_{17}ClN_3O_3$ (M+H)⁺: m/z = 358.1; found: 358.1.

Step 5: 5-[3-Chloro-2-cyano-5-(1-hydroxyethyl)-6-methoxyphenyl]-*N,N*-dimethylpyridine-2-carboxamide

[0796] Sodium tetrahydroborate (320 mg, 8.4 mmol) was added to a mixture of 5-(3-acetyl-5-chloro-6-cyano-2-methoxyphenyl)-*N,N*-dimethylpyridine-2-carboxamide (2 g, 6 mmol) in methanol (100 mL) cooled at 0 °C. The reaction was stirred at 0 °C for 1 h, quenched with water and partitioned between water and EtOAc. The combined organic layer was washed with brine, dried over MgSO₄, filtered and concentrated to give crude 5-[3-chloro-2-cyano-5-(1-hydroxyethyl)-6-methoxyphenyl]-*N,N*-dimethylpyridine-2-carboxamide as clear oil (2.0 g, 100%). LCMS calculated for $C_{18}H_{19}ClN_3O_3$ (M+H)⁺: m/z = 360.1; found: 360.1.

Step 6: 5-[3-Chloro-5-(1-chloroethyl)-2-cyano-6-methoxyphenyl]-*N,N*-dimethylpyridine-2-carboxamide

[0797] Thionyl chloride (800 μL, 10 mmol) was added dropwise to a solution of 5-[3-chloro-2-cyano-5-(1-hydroxyethyl)-6-methoxyphenyl]-*N,N*-dimethylpyridine-2-carboxamide (2 g, 6 mmol), methylene chloride (100 mL) and *N,N*-dimethylformamide (100 μL) at room temperature. The reaction was stirred for 5 hrs and was complete by LC/MS. The reaction mixture was partitioned between EtOAc and water. The combined organic layer was washed with saturated NaHCO₃, brine, dried over Na₂SO₄, filtered and concentrated to give crude 5-[3-chloro-5-(1-chloroethyl)-2-cyano-6-methoxyphenyl]-*N,N*-dimethylpyridine-2-carboxamide as an oil (1.8 g, 80%). LCMS calculated for $C_{18}H_{18}Cl_2N_3O_2$ (M+H)⁺: m/z = 378.1; found: 378.1.

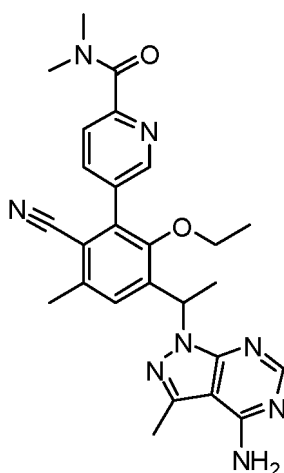
Step 7: 5-{3-[1-(4-Amino-3-methyl-1H-pyrazolo[3,4-d]pyrimidin-1-yl)ethyl]-5-chloro-6-cyano-2-methoxyphenyl}-N,N-dimethylpyridine-2-carboxamide

[0798] Cesium carbonate (3000 mg, 10 mmol) was added to a mixture of 3-methyl-1H-pyrazolo[3,4-d]pyrimidin-4-amine (1100 mg, 7.1 mmol) and 5-[3-chloro-5-(1-chloroethyl)-2-cyano-6-methoxyphenyl]-N,N-dimethylpyridine-2-carboxamide (1.8 g, 4.8 mmol) in *N,N*-dimethylformamide (50 mL). The reaction was stirred at 80 °C for 3 hrs and was allowed to cool to room temperature. The reaction was diluted with EtOAc, washed with water, brine, dried over Na₂SO₄, filtered and concentrated to give the crude product. This was purified by FCC on silica gel eluting (hexanes/ 10% EtOH in EtOAc, 0-100%) gradient to give the title compound as light yellow oil (2.0 g, 80%). LCMS calculated for C₂₄H₂₄ClN₈O₂ (M+H)⁺: m/z = 491.1; found: 491.2. ¹H NMR (400 MHz, CD₃OD) δ 8.74 (d, *J* = 1.4 Hz, 1H), 8.15 (d, *J* = 2.2 Hz, 1H), 8.13 (s, 1H), 7.77 (d, *J* = 8.1 Hz, 1H), 7.74 (s, 1H), 6.43 (q, *J* = 7.0 Hz, 1H), 3.32 (s, 3H), 3.16 (s, 3H), 3.07 (s, 3H), 2.64 (s, 3H), 1.89 (d, *J* = 7.1 Hz, 3H).

[0799] The enantiomers were separated by Chiral column HPLC using: Phenomenex Lux-Cellulose 1 column, 21.1 x 250 mm, 5 micron particle size 15% ethanol in hexanes 18 mL/min ~ 5 mg/injection to give the following: First peak retention time: 2.09 min, 5-{3-[1-(4-amino-3-methyl-1H-pyrazolo[3,4-d]pyrimidin-1-yl)ethyl]-5-chloro-6-cyano-2-methoxyphenyl}-N,N-dimethylpyridine-2-carboxamide; Second peak retention time: 3.92 min, 5-{3-[1-(4-amino-3-methyl-1H-pyrazolo[3,4-d]pyrimidin-1-yl)ethyl]-5-chloro-6-cyano-2-methoxyphenyl}-N,N-dimethylpyridine-2-carboxamide.

Reference Example 314. 5-{3-[1-(4-amino-3-methyl-1H-pyrazolo[3,4-d]pyrimidin-1-yl)ethyl]-6-cyano-2-ethoxy-5-methylphenyl}-N,N-dimethylpyridine-2-carboxamide

[0800]



Step 1: 4-Acetyl-5-hydroxy-2-methylbenzonitrile

[0801] The 1-(4-bromo-2-hydroxy-5-methylphenyl)ethanone (8.5 g, 37 mmol, Alfa Aesar catalog# H29125) was combined with zinc cyanide (8.7 g, 74 mmol) in *N,N*-dimethylformamide (75 mL) degassed with nitrogen and the tris(dibenzylideneacetone)dipalladium(0) (Aldrich Catalog No. 328774) (1.0 g, 1.1 mmol) and (9,9-dimethyl-9H-xanthene-4,5-diyl)bis(diphenylphosphine) (Aldrich Catalog No. 526460) (1.5 g, 2.6 mmol) were added. The reaction was degassed again with nitrogen and heated to 120 °C and monitored by LC/MS. After heating for 18 hrs the reaction was complete, the reaction was allowed to cool to room temperature, taken up in ethyl acetate and washed with water (2X), brine, dried over magnesium sulfate and concentrated to give the crude product as a dark amber oil. The product was purified by FCC on silica gel eluting hexane: ethyl acetate gradient to give 4-acetyl-5-hydroxy-2-methylbenzonitrile as a solid (6.3 g, 98%). LCMS calculated for C₁₀H₁₀NO₂ (M+H)⁺: m/z = 176.1; found: 176.2.

Step 2: 4-Acetyl-3-hydroxy-2-iodo-6-methylbenzonitrile

[0802] The 4-acetyl-5-hydroxy-2-methylbenzonitrile (6.7 g, 38 mmol) was dissolved in acetic acid (80 mL) and the *N*-iodosuccinimide (10. g, 46 mmol) was added. The reaction was heated to 80 °C in an oil bath and monitored by LC/MS. After heating for 4 hrs the reaction was complete. This was allowed to cool and was concentrated in vacuo to give a dark oil. The oil was taken up in ethyl acetate and washed with water, sodium bicarbonate (3X, until remained slightly basic), brine,

dried over magnesium sulfate and concentrated to give the crude product as a dark oil. The product was purified by FCC on silica gel eluting hexane: ethyl acetate gradient to give 4-acetyl-3-hydroxy-2-iodo-6-methylbenzonitrile as pale yellow solid (7.2 g, 62 %). LCMS calculated for $C_{10}H_9INO_2$ (M+H)⁺: m/z = 301.9; found: 301.9.

5 **Step 3: 4-Acetyl-2-iodo-3-ethoxy-6-methylbenzonitrile**

[0803] The 4-acetyl-3-hydroxy-2-iodo-6-methylbenzonitrile (5.0 g, 17 mmol) was dissolved in *N,N*-dimethylformamide (50.0 mL) and the potassium carbonate (4.6 g, 33 mmol) and ethyl iodide (2.1 mL, 33 mmol) were added. The reaction was heated to 60 °C and monitored by LC/MS. After heating for 2 hrs the reaction was complete. This was allowed to cool, 10 diluted with ethyl acetate (300 mL) and filtered to remove the remaining solids. The organic layer was washed with water (3X), brine, dried over magnesium sulfate and concentrated to give the crude product as a dark solid. The product was purified by FCC on silica gel eluting hexane: ethyl acetate gradient to give 4-acetyl-3-ethoxy-2-iodo-6-methylbenzonitrile as a pale yellow crystalline solid (5.0 g, 96%). LCMS calculated for $C_{12}H_{13}INO_2$ (M+H)⁺: m/z = 329.9; found: 330.0.

15 **Step 4: 5-(3-Acetyl-6-cyano-2-ethoxy-5-methylphenyl)-*N,N*-dimethylpyridine-2-carboxamide**

[0804] Sodium carbonate (3 g, 30 mmol) in water (20 mL) was added to a mixture of 4-acetyl-3-ethoxy-2-iodo-6-methylbenzonitrile (3 g, 9 mmol) and {6-[(dimethylamino)carbonyl]pyridin-3-yl}boronic acid (1700 mg, 8.8 mmol, Example 313, Step 2) in acetonitrile (100 mL). The mixture was degassed with nitrogen and [1,1'-bis(diphenylphosphino)ferrocene] 20 dichloropalladium(II), complex with dichloromethane (1:1) (400 mg, 0.4 mmol) was added. The reaction was degassed again with nitrogen and was heated to 100 °C for 4 hrs. The reaction was allowed to cool to room temperature, diluted with water and extracted with EtOAc. The combined organic layer was washed with brine, dried over $MgSO_4$, filtered and concentrated to give the crude product. The product was purified by FCC on silica gel eluting (hexane /EtOAc, 0-100%) gradient to give 5-(3-acetyl-6-cyano-2-ethoxy-5-methylphenyl)-*N,N*-dimethylpyridine-2-carboxamide product as yellow 25 solid (2.3 g, 75 %). LCMS calculated for $C_{20}H_{22}N_3O_3$ (M+H)⁺: m/z = 352.1; found: 352.2.

Step 5: 5-[2-Cyano-6-ethoxy-5-(1-hydroxyethyl)-3-methylphenyl]-*N,N*-dimethylpyridine-2-carboxamide

[0805] Sodium tetrahydroborate (370 mg, 9.8 mmol) was added to a mixture of 5-(3-acetyl-6-cyano-2-ethoxy-5-methylphenyl)-*N,N*-dimethylpyridine-2-carboxamide (2.3 g, 6.5 mmol) in methanol (100 mL) at 0 °C. The reaction was 30 stirred at 0 °C for 1 h. The reaction was partitioned between water and EtOAc. The combined organic layer was washed with brine, dried over $MgSO_4$, filtered and concentrated to give the crude product 5-[2-cyano-6-ethoxy-5-(1-hydroxyethyl)-3-methylphenyl]-*N,N*-dimethylpyridine-2-carboxamide as a clear oil (2.3 g, 99%). LCMS calculated for $C_{20}H_{24}N_3O_3$ (M+H)⁺: m/z = 354.1; found: 354.2.

35 **Step 6: 5-[3-(1-Chloroethyl)-6-cyano-2-ethoxy-5-methylphenyl]-*N,N*-dimethylpyridine-2-carboxamide**

[0806] Thionyl chloride (900 μ L, 10 mmol) was added dropwise to a solution of 5-[2-cyano-6-ethoxy-5-(1-hydroxyethyl)-3-methylphenyl]-*N,N*-dimethylpyridine-2-carboxamide (2.3 g, 6.5 mmol) in methylene chloride (100 mL) and 40 *N,N*-dimethylformamide (100 μ L) at room temperature. The reaction was stirred for 3 hrs, was diluted with methylene chloride (100 mL) and washed with water saturated $NaHCO_3$. The combined organic layer was washed with brine, dried over $MgSO_4$, filtered and concentrated to give crude 5-[3-(1-chloroethyl)-6-cyano-2-ethoxy-5-methylphenyl]-*N,N*-dimethylpyridine-2-carboxamide (2.2 g, 91%). LCMS calculated for $C_{20}H_{23}ClN_3O_2$ (M+H)⁺: m/z = 372.1; found: 372.2.

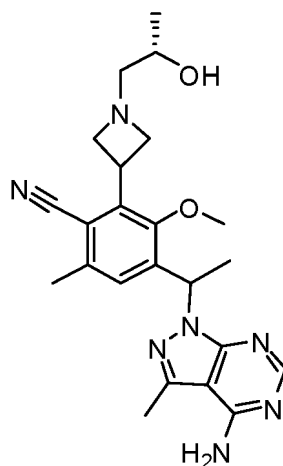
45 **Step 7: 5-{3-[1-(4-amino-3-methyl-1H-pyrazolo[3,4-d]pyrimidin-1-yl)ethyl]-6-cyano-2-ethoxy-5-methylphenyl}-*N,N*-dimethylpyridine-2-carboxamide**

[0807] Cesium carbonate (4000 mg, 10 mmol) was added to a mixture of 3-methyl-1H-pyrazolo[3,4-d]pyrimidin-4-amine (1300 mg, 8.5 mmol) and 5-[3-(1-chloroethyl)-6-cyano-2-ethoxy-5-methylphenyl]-*N,N*-dimethylpyridine-2-carbox- 50 amide (2.1 g, 5.6 mmol) in *N,N*-dimethylformamide (100 mL). The reaction was stirred at 80 °C for 3 hrs and monitored by LC/MS. The reaction mixture was diluted with EtOAc, washed with water, brine, dried over Na_2SO_4 , filtered and concentrated to give the crude product. The product was purified by FCC on silica gel eluting (hexane/ 10% EtOH in EtOAc, gradient 0-100%) gradient to give the title compound (2.1 g, 77%). LCMS calculated for $C_{26}H_{29}N_8O_2$ (M+H)⁺: m/z = 485.2; found: 485.2. ¹H NMR (500 MHz, DMSO-*d*₆) δ 8.70-8.63 (m, 1H), 8.10 (s, 1H), 8.06 (dd, *J* = 8.0, 2.2 Hz, 1H), 7.69 (d, *J* = 8.1 Hz, 1H), 7.51 (s, 1H), 6.34 (q, *J* = 7.0 Hz, 1H), 3.59-3.47 (m, 1H), 3.33 (m, 1H), 3.03 (s, 3H), 2.96 (s, 3H), 2.57 (s, 3H), 2.45 (s, 3H), 1.79 (d, *J* = 7.1 Hz, 3H), 0.90 (t, *J* = 7.0 Hz, 3H). The enantiomers were separated by Chiral column HPLC using: AD column 20 X 25 cm, eluting hexane; 30% ethanol @ 13 mL/min ~ 5 mg/injection to give: First peak retention time: 1.63 minutes, 5-{3-[1-(4-amino-3-methyl-1H-pyrazolo[3,4-d]pyrimidin-1-yl)ethyl]-6-cyano-2-ethoxy-5-methylphe-

nyl)-*N,N*-dimethylpyridine-2-carboxamide; Second peak retention time: 4.13 minutes, 5-{3-[1-(4-amino-3-methyl-1H-pyrazolo[3,4-d]pyrimidin-1-yl)ethyl]-6-cyano-2-ethoxy-5-methylphenyl}-*N,N*-dimethylpyridine-2-carboxamide.

Reference Example 315. 4-[-1-(4-amino-3-methyl-1H-pyrazolo[3,4-d]pyrimidin-1-yl)ethyl]-2-{1-[(2*S*)-2-hydroxy-propyl] azetidin-3-yl}-3-methoxy-6-methylbenzonitrile

[0808]



Step 1: 4-Acetyl-5-hydroxy-2-methylbenzonitrile

[0809] The 1-(4-bromo-2-hydroxy-5-methylphenyl)ethanone (8.5 g, 37 mmol, Alfa Aesar catalog# H29125) was combined with zinc cyanide (8.7 g, 74 mmol) in *N,N*-dimethylformamide (75 mL) degassed with nitrogen and the tris(dibenzylideneacetone)dipalladium(0) (1.0 g, 1.1 mmol) and (9,9-dimethyl-9H-xanthene-4,5-diyl)bis(diphenylphosphine) (1.5 g, 2.6 mmol) were added. The reaction was degassed again with nitrogen and heated to 120 °C and monitored by LC/MS. After heating for 18 h, the reaction was complete, the reaction was allowed to cool to room temperature, taken up in ethyl acetate and washed with water (2X), brine, dried over magnesium sulfate and concentrated to give the crude product as a dark amber oil. The product was purified by FCC on silica gel eluting hexane: ethyl acetate gradient to give 4-acetyl-5-hydroxy-2-methylbenzonitrile as a solid (6.3 g, 98%). LCMS calculated for $C_{10}H_{10}NO_2$ ($M+H$)⁺: m/z = 176.1; found: 176.2.

Step 2: 4-Acetyl-3-hydroxy-2-iodo-6-methylbenzonitrile

[0810] The 4-acetyl-5-hydroxy-2-methylbenzonitrile (6.7 g, 38 mmol) was dissolved in acetic acid (80 mL) and the *N*-Iodosuccinimide (10. g, 46 mmol) was added. The reaction was heated to 80 °C in an oil bath and monitored by LC/MS. After heating for 4 hrs the reaction was complete. This was allowed to cool and was concentrated in vacuo to give a dark oil. The oil was taken up in ethyl acetate and washed with water, sodium bicarbonate (3x, until remained slightly basic), brine, dried over magnesium sulfate and concentrated to give the crude product as a dark oil. The product was purified by FCC on silica gel eluting hexane: ethyl acetate gradient to give 4-acetyl-3-hydroxy-2-iodo-6-methylbenzonitrile as pale yellow solid (7.2 g, 62 %). LCMS calculated for $C_{10}H_9INO_2$ ($M+H$)⁺: m/z = 301.9; found: 301.9.

Step 3: 4-Acetyl-2-iodo-3-methoxy-6-methylbenzonitrile

[0811] The 4-acetyl-3-hydroxy-2-iodo-6-methylbenzonitrile (5.0 g, 17 mmol) was dissolved in *N,N*-dimethylformamide (50 mL) and the potassium carbonate (4.6 g, 33 mmol) and methyl iodide (2.1 mL, 33 mmol) were added. The reaction was heated to 60 °C and monitored by LC/MS. After heating for 2 hrs the reaction was complete. This was allowed to cool, diluted with ethyl acetate (300 mL) and filtered to remove the remaining solids. The organic layer was washed with water (3X), brine, dried over magnesium sulfate and concentrated to give the crude product as a dark solid. The product was purified by FCC on silica gel eluting hexane: ethyl acetate gradient to give 4-acetyl-3-methoxy-2-iodo-6-methylbenzonitrile as a pale yellow crystalline solid (5.0 g, 96%). LCMS calculated for $C_{11}H_{11}INO_2$ ($M+H$)⁺: m/z = 315.9; found: 316.0.

Step 4: *tert*-butyl 3-(3-acetyl-6-cyano-2-methoxy-5-methylphenyl)azetidine-1-carboxylate

[0812] Zinc (1.70 g, 26.0 mmol) and celite (oven dried, 500 mg) were ground together in a flask until the solids appeared homogenous, the flask was heated with a heat gun while under high-vac for 5 minutes and then back-filled with nitrogen. The solids were suspended in *N,N*-dimethylacetamide (4.2 mL) and 1,2-dibromoethane (0.13 mL, 1.5 mmol) was added. The reaction mixture was heated at 70 °C for 30 min and then cooled to room temperature. Chlorotrimethylsilane (0.16 mL, 1.3 mmol) was added dropwise and stirring was continued for 2 hrs at room temperature. A solution of *tert*-butyl 3-iodoazetidine-1-carboxylate (2.70 g, 9.52 mmol) in *N,N*-dimethylacetamide (4.35 mL) was then added slowly and the resulting mixture was heated at 50 °C for 2 hrs. The zinc-iodo reagent was allowed to cool to room temperature and was taken up in a syringe and filtered through a PTFE filter (adapted with a needle) directly into a suspension of tris(dibenzylideneacetone)dipalladium(0) (0.111 g, 0.121 mmol) and tri-(2-furyl)phosphine (0.056 g, 0.24 mmol) and 4-acetyl-2-iodo-3-methoxy-6-methylbenzonitrile (2.0 g, 6.3 mmol) in *N,N*-dimethylacetamide (19.6 mL) pre-degassed by bubbling N₂. The reaction mixture was degassed with nitrogen again and heated to 70 °C. After heating for 30 minutes the reaction was complete by LC/MS. This was allowed to cool, taken up in ethyl acetate and washed with water, brine, dried over magnesium sulfate and concentrated to give the crude product as an oil. The product was purified by FCC on silica gel eluting hexane; ethyl acetate gradient to give *tert*-butyl 3-(3-acetyl-6-cyano-2-methoxy-5-methylphenyl)azetidine-1-carboxylate as a clear oil. (1.8 g, 82%). LCMS calculated for C₁₅H₁₇N₂O₄ (M+H)⁺: m/z = 289.1; found: 289.1.

Step 5: *tert*-butyl 3-[2-cyano-5-(1-hydroxyethyl)-6-methoxy-3-methylphenyl]azetidine-1-carboxylate

[0813] The *tert*-butyl 3-(3-acetyl-6-cyano-2-methoxy-5-methylphenyl)azetidine-1-carboxylate (2.2 g, 6.4 mmol) was dissolved in methanol (20 mL) and cooled in ice bath. The sodium tetrahydroborate (0.26 g, 7.0 mmol) was added portionwise and the reaction was monitored by LC/MS. After stirring for 1 h the reaction was complete. This was diluted with ethyl acetate and water. The combined organic layer was washed with water, saturated sodium bicarbonate, brine, dried over magnesium sulfate and concentrated to give crude *tert*-butyl 3-[2-cyano-5-(1-hydroxyethyl)-6-methoxy-3-methylphenyl]azetidine-1-carboxylate as a yellow foam (2.1 g, 99%). LCMS calculated for C₁₅H₁₉N₂O₄ (M+H)⁺: m/z = 291.1; found: 291.1.

Step 6: *tert*-butyl 3-[3-(1-chloroethyl)-6-cyano-2-methoxy-5-methylphenyl]azetidine-1-carboxylate

[0814] The *tert*-butyl 3-[2-cyano-5-(1-hydroxyethyl)-6-methoxy-3-methylphenyl]azetidine-1-carboxylate (2.1 g, 6.4 mmol) was taken up in methylene chloride (50.0 mL) and *N,N*-dimethylformamide (0.59 mL), cooled in an ice bath and the thionyl chloride (0.56 mL, 7.7 mmol) was added slowly. After stirring for 2 hrs the reaction was complete by LC/MS and was partitioned between ethyl acetate and water. The combined organic layer was washed with water saturated sodium bicarbonate, brine, dried over magnesium sulfate and concentrated to give crude *tert*-butyl 3-[3-(1-chloroethyl)-6-cyano-2-methoxy-5-methylphenyl]azetidine-1-carboxylate as an oil (2.2 g, 100%). LCMS calculated for C₁₅H₁₈ClN₂O₃ (M+H)⁺: m/z = 309.1; found: 309.1.

Step 7: *tert*-butyl 3-{3-[-1-(4-amino-3-methyl-1H-pyrazolo[3,4-d]pyrimidin-1-yl)ethyl]-6-cyano-2-methoxy-5-methylphenyl}azetidine-1-carboxylate

[0815] The *tert*-butyl 3-[3-(1-chloroethyl)-6-cyano-2-methoxy-5-methylphenyl]azetidine-1-carboxylate (2.3 g, 6.3 mmol) was dissolved in *N,N*-dimethylformamide (68 mL) with cesium carbonate (4.1 g, 13 mmol) and 3-methyl-1H-pyrazolo[3,4-d]pyrimidin-4-amine (1.4 g, 9.4 mmol) and was heated in an oil bath to 80 °C. The reaction was stirred for 18 hrs and allowed to cool to room temperature. The reaction mixture was taken up in ethyl acetate, filtered, washed with water, brine, dried over magnesium sulfate and concentrated to give the crude product. The product was purified by FCC on silica gel eluting a (hexane: 10% ethanol ethyl acetate) gradient to give *tert*-butyl 3-{3-[-1-(4-amino-3-methyl-1H-pyrazolo[3,4-d]pyrimidin-1-yl)ethyl]-6-cyano-2-methoxy-5-methylphenyl}azetidine-1-carboxylate as a semisolid (1.5 g, 50%). LCMS calculated for C₂₅H₃₂N₇O₃ (M+H)⁺: m/z = 478.2; found: 478.2. The enantiomers were separated by Chiral column HPLC using: Phenomenex LUX Cellulose Column, 21.1 x 250 mm, 5 micron, 15% ethanol in hexane, 18 mL/min ~ 5 mg/injection to give: First peak retention time: 2.1 minutes, *tert*-butyl 3-{3-[-1-(4-amino-3-methyl-1H-pyrazolo[3,4-d]pyrimidin-1-yl)ethyl]-6-cyano-2-methoxy-5-methylphenyl}azetidine-1-carboxylate; Second peak retention time: 3.9 minutes, *tert*-butyl 3-{3-[-1-(4-amino-3-methyl-1H-pyrazolo[3,4-d]pyrimidin-1-yl)ethyl]-6-cyano-2-methoxy-5-methylphenyl}azetidine-1-carboxylate.

Step 8: 4-[1-(4-amino-3-methyl-1H-pyrazolo[3,4-d]pyrimidin-1-yl)ethyl]-2-azetidin-3-yl-3-methoxy-6-methylbenzonitrile bis(trifluoroacetate)

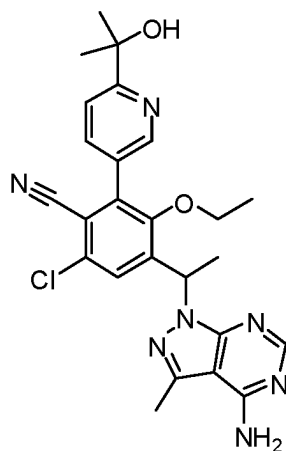
[0816] The *tert*-butyl 3-{3-[1-(4-amino-3-methyl-1H-pyrazolo[3,4-d]pyrimidin-1-yl)ethyl]-6-cyano-2-methoxy-5-methylphenyl}azetidine-1-carboxylate (0.35 g, 0.73 mmol) (Step 7, peak 1) was dissolved in methylene chloride (3.0 mL) and trifluoroacetic acid (1.0 mL) at room temperature. After stirring for 1 h the reaction was complete by LC/MS. The reaction was concentrated in vacuo to give 4-[1-(4-amino-3-methyl-1H-pyrazolo[3,4-d]pyrimidin-1-yl)ethyl]-2-azetidin-3-yl-3-methoxy-6-methylbenzonitrile bis(trifluoroacetate) as a viscous amber oil (0.50 g, 100%). LCMS calculated for $C_{20}H_{24}N_7O$ (M+H)⁺: m/z = 378.2; found: 378.2.

Step 9: 4-[1-(4-amino-3-methyl-1H-pyrazolo[3,4-d]pyrimidin-1-yl)ethyl]-2-{1-[(2S)-2-hydroxypropyl]azetidin-3-yl}-3-methoxy-6-methylbenzonitrile

[0817] The 4-[1-(4-amino-3-methyl-1H-pyrazolo[3,4-d]pyrimidin-1-yl)ethyl]-2-azetidin-3-yl-3-methoxy-6-methylbenzonitrile bis(trifluoroacetate) (0.074 g, 0.10 mmol) was dissolved in ethanol (3.0 mL) and DIPEA (0.071 mL, 0.41 mmol) and the (S)-(-)-methyloxirane (0.0071 g, 0.12 mmol) was added. The reaction was heated in a sealed tube to 90 °C and monitored by LC/MS. After heating for 6 hrs the reaction was purified without workup by prep HPLC on a C-18 column eluting water: acetonitrile gradient buffered pH 10 to give the title compound as a white amorphous solid (0.018 g, 40%). The product was isolated as a single enantiomer. LCMS calculated for $C_{23}H_{30}N_7O_2$ (M+H)⁺: m/z = 436.2; found: 436.3. ¹H NMR (300 MHz, DMSO-*d*₆) δ 8.09 (s, 1H), 7.21 (s, 1H), 6.22 (q, *J* = 7.1 Hz, 1H), 4.34 (d, *J* = 4.5 Hz, 1H), 4.09 - 3.83 (m, 3H), 3.60 (s, 3H), 3.58 - 3.51 (m, 1H), 3.12 - 2.95 (m, 2H), 2.55 (s, 3H), 2.33 (s, 3H), 2.27 (d, *J* = 5.9 Hz, 2H), 1.71 (d, *J* = 7.1 Hz, 3H), 1.00 (d, *J* = 6.2 Hz, 3H).

Reference Example 316. 4-[1-(4-amino-3-methyl-1H-pyrazolo[3,4-d]pyrimidin-1-yl)ethyl]-6-chloro-3-ethoxy-2-[6-(1-hydroxy-1-methylethyl)pyridin-3-yl]benzonitrile

[0818]



Step 1. 5-bromo-N-methoxy-N-methylpyridine-2-carboxamide

[0819] *N*,*O*-dimethylhydroxylamine hydrochloride (500 mg, 5 mmol) was added to a mixture of *N,N,N',N'*-tetramethyl-O-(7-azabenzotriazol-1-yl)uronium hexafluorophosphate (1400 mg, 3.7 mmol), *N,N*-diisopropylethylamine (1000 μL, 7 mmol) and 5-bromopyridine-2-carboxylic acid (500 mg, 2 mmol, Frontier Scientific catalog# B1704) in *N,N*-dimethylformamide (10 mL). The reaction mixture was stirred overnight at room temperature and was complete by LC/MS. The reaction was partitioned between water and EtOAc. The combined organic layer was washed with brine, dried over $MgSO_4$, filtered and concentrated to give the crude product. The product was purified on by FCC on silica gel eluting a hexane: EtOAc (0-30%) gradient to give 5-bromo-*N*-methoxy-*N*-methylpyridine-2-carboxamide clear oil (0.50 g, 60%). LCMS calculated for $C_8H_{10}BrN_2O_2$ (M+H)⁺: m/z = 244.9, 246.9; found: 244.9, 246.9.

Step 2. 1-(5-bromopyridin-2-yl)ethanone

[0820] Methylmagnesium chloride 3.0 M in THF (0.5 mL) was added dropwise to a mixture of 5-bromo-*N*-methoxy-*N*-

methylpyridine-2-carboxamide (200 mg, 0.8 mmol) in tetrahydrofuran (10 mL) at 0 °C. After stirring for 1 hr at room temperature, the reaction was quenched with 1 N NH₄Cl and was extracted with EtOAc. The combined organic layer was washed with brine and dried over MgSO₄, concentrated to give the crude product 1-(5-bromopyridin-2-yl)ethanone (0.15 g, 90%). LCMS calculated for C₇H₇BrNO (M+H)⁺: m/z = 199.9, 201.9; found: 199.9, 201.9.

Step 3. 2-(5-bromopyridin-2-yl)propan-2-ol

[0821] Methylmagnesium chloride 3.0 M in THF (0.3 mL) was added dropwise to a mixture of 1-(5-bromopyridin-2-yl)ethanone (100 mg, 0.5 mmol) in tetrahydrofuran (10 mL) at 0 °C. After stirring for 1 h at room temperature, the reaction was quenched with 1 N NH₄Cl and was extracted with EtOAc. The combined organic layer was washed with brine and dried over MgSO₄, concentrated to give crude 2-(5-bromopyridin-2-yl)propan-2-ol (0.1 g, 100%). LCMS calculated for C₈H₁₁BrNO (M+H)⁺: m/z = 215.9, 217.9; found: 215.8, 217.8.

Step 4. [6-(1-hydroxy-1-methylethyl)pyridin-3-yl]boronic acid

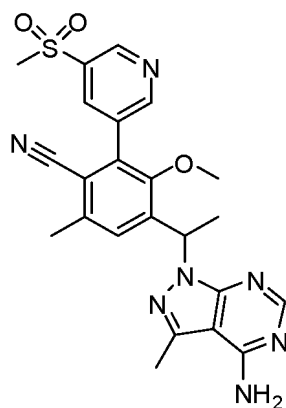
[0822] A mixture of 2-(5-bromopyridin-2-yl)propan-2-ol (70 mg, 0.3 mmol), 4,4,5,5,4',4',5',5'-octamethyl-[2,2']bi[[1,3,2]dioxaborolanyl] (90. mg, 0.36 mmol), [1,1'-bis(diphenylphosphino)ferrocene]dichloropalladium(II), complex with dichloromethane (1:1) (10 mg, 0.01 mmol), and potassium acetate (100 mg, 1 mmol) in 1,4-dioxane (5 mL) was heated at 120 °C overnight. The reaction was complete by LC/MS, was concentrated in vacuo to give crude [6-(1-hydroxy-1-methylethyl)pyridin-3-yl]boronic acid. LCMS calculated for C₈H₁₃BNO₃ (M+H)⁺: m/z = 182.1; found: 182.1.

Step 5. 4-[1-(4-amino-3-methyl-1H-pyrazolo[3,4-d]pyrimidin-1-yl)ethyl]-6-chloro-3-ethoxy-2-[6-(1-hydroxy-1-methylethyl)pyridin-3-yl]benzonitrile bis(2,2,2-trifluoroacetate)

[0823] Sodium carbonate (10 mg, 0.09 mmol) in water (0.5 mL) was added to a mixture of 4-[1-(4-amino-3-methyl-1H-pyrazolo[3,4-d]pyrimidin-1-yl)ethyl]-2-bromo-6-chloro-3-ethoxybenzonitrile (20 mg, 0.04 mmol, racemic intermediate from Example 43, Step 5) and [6-(1-hydroxy-1-methylethyl)pyridin-3-yl]boronic acid (12 mg, 0.069 mmol, Example 306, Step 4) in acetonitrile (1 mL). The reaction mixture was degassed with N₂ and [1,1'-bis(diphenylphosphino)ferrocene]dichloropalladium(II), complex with dichloromethane (1:1) (2 mg, 0.002 mmol) was added. The reaction was degassed with N₂ again and heated to 100 °C for 1 h. The reaction was allowed to cool to room temperature and was purified without workup by prep HPLC on a C-18 column eluting a water; acetonitrile gradient buffered with TFA to give the title compound as white amorphous solid. The product was isolated as a racemic mixture. LCMS calculated for C₂₅H₂₇ClN₇O₂ (M+H)⁺: m/z = 492.1; found: 492.1. ¹H NMR (500 MHz, DMSO-*d*₆) δ 8.60 (d, *J* = 2.0 Hz, 1H), 8.22 (s, 1H), 7.96 (dd, *J* = 8.2, 2.3 Hz, 1H), 7.80 (d, *J* = 8.3 Hz, 1H), 7.73 (s, 1H), 6.36 (q, *J* = 7.0 Hz, 1H), 3.52 - 3.40 (m, 1H), 3.40 - 3.30 (m, 1H), 2.59 (s, 3H), 1.80 (d, *J* = 7.0 Hz, 3H), 1.48 (d, *J* = 2.3 Hz, 6H), 0.88 (t, *J* = 7.0 Hz, 3H).

Reference Example 317. 4-[1-(4-amino-3-methyl-1H-pyrazolo[3,4-d]pyrimidin-1-yl)ethyl]-3-methoxy-6-methyl-2-[5-(methylsulfonyl)pyridin-3-yl] benzonitrile

[0824]

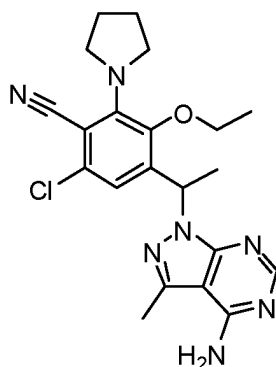


[0825] Using procedures analogous to Example 314, but using methyl iodide instead of ethyl iodide in Step 3, 4-acetyl-2-iodo-3-methoxy-6-methylbenzonitrile was prepared and using 3-(methylsulfonyl)-5-(4,4,5,5-tetramethyl-1,3,2-dioxaborolan-2-yl)pyridine instead of {6-[(dimethylamino)carbonyl]pyridin-3-yl}boronic acid (racemic intermediate from Step 4),

the title compound 4-[1-(4-amino-3-methyl-1H-pyrazolo[3,4-d]pyrimidin-1-yl)ethyl]-3-methoxy-6-methyl-2-[5-(methylsulfonyl)pyridin-3-yl]benzonitrile was prepared. The product was isolated as a racemic mixture. LCMS calculated for $C_{23}H_{24}N_7O_3S$ ($M+H$)⁺: m/z = 478.1; found: 478.2. 1H NMR (300 MHz, CD_3OD) δ 9.24 (d, J = 2.2 Hz, 1H), 9.03 (d, J = 2.0 Hz, 1H), 8.59 (t, J = 2.1 Hz, 1H), 8.31 (s, 1H), 7.68 (s, 1H), 6.56 (q, J = 7.1 Hz, 1H), 3.38 (s, 3H), 3.31 (s, 3H), 2.72 (s, 3H), 2.59 (s, 3H), 1.98 (d, J = 7.1 Hz, 3H).

Reference Example 318. 4-[1-(4-amino-3-methyl-1H-pyrazolo[3,4-d]pyrimidin-1-yl)ethyl]-6-chloro-3-ethoxy-2-pyrrolidin-1-ylbenzonitrile

[0826]



Step 1. 4-acetyl-6-chloro-3-ethoxy-2-iodobenzonitrile

[0827] The 4-acetyl-6-chloro-3-ethoxy-2-iodobenzonitrile was prepared by analogous methods described in Example 43, Step 1 and Step 2, but using *N*-iodosuccinimide. LCMS calculated for $C_{11}H_{10}ClINO_2$ ($M+H$)⁺: m/z = 349.9; found: 350.0

Step 2. 4-acetyl-6-chloro-3-ethoxy-2-pyrrolidin-1-ylbenzonitrile

[0828] The 4-acetyl-6-chloro-3-ethoxy-2-iodobenzonitrile (0.20 g, 0.57 mmol) was combined with pyrrolidine (0.052 mL, 0.63 mmol) in *N,N*-dimethylformamide (2.0 mL) with cesium carbonate (0.19 g, 0.57 mmol) and heated to 120 °C in a sealed tube. After heating for 18 hrs the reaction was allowed to cool, taken up in ethyl acetate, washed with water, brine, dried over magnesium sulfate and concentrated to give the crude product as a dark oil. The product was purified by FCC on silica gel eluting with hexane: ethyl acetate gradient to give 4-acetyl-6-chloro-3-ethoxy-2-pyrrolidin-1-ylbenzonitrile as an oil (0.045 g, 27%). LCMS calculated for $C_{15}H_{18}ClN_2O_2$ ($M+H$)⁺: m/z = 293.1; found 293.1.

Step 3. 6-chloro-3-ethoxy-4-(1-hydroxyethyl)-2-pyrrolidin-1-ylbenzonitrile

[0829] The 4-acetyl-6-chloro-3-ethoxy-2-pyrrolidin-1-ylbenzonitrile (0.045 g, 0.15 mmol) was dissolved in methanol (3 mL) and cooled in an ice bath. The sodium tetrahydroborate (0.0058 g, 0.15 mmol) was added and the reaction was monitored by LC/MS. After stirring for 1 h, the reaction was taken up in ethyl acetate and washed with water, sodium bicarbonate, brine and dried over magnesium sulfate to give crude 6-chloro-3-ethoxy-4-(1-hydroxyethyl)-2-pyrrolidin-1-ylbenzonitrile as a clear oil (0.045 g, 100%). LCMS calculated for $C_{15}H_{20}ClN_2O_2$ ($M+H$)⁺: m/z = 295.1; found 295.1.

Step 4. 6-chloro-4-(1-chloroethyl)-3-ethoxy-2-pyrrolidin-1-ylbenzonitrile

[0830] The 6-chloro-3-ethoxy-4-(1-hydroxyethyl)-2-pyrrolidin-1-ylbenzonitrile (0.045 g, 0.15 mmol) was taken up in methylene chloride (3.0 mL) and *N,N*-dimethylformamide (0.002 mL, 0.03 mmol) and cooled in an ice bath. The thionyl chloride (0.017 mL, 0.23 mmol) was added and the reaction was monitored by LC/MS. After stirring for 2 hrs the reaction was complete. The reaction was then taken up in ethyl acetate, washed with sodium bicarbonate, brine, dried over magnesium sulfate and concentrated to give crude 6-chloro-4-(1-chloroethyl)-3-ethoxy-2-pyrrolidin-1-ylbenzonitrile as a yellow oil (0.048 g, 100%). LCMS calculated for $C_{15}H_{19}Cl_2N_2O$ ($M+H$)⁺: m/z = 313.1; found 313.1.

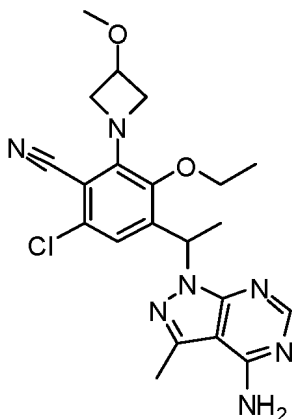
Step 5. 4-[1-(4-amino-3-methyl-1H-pyrazolo[3,4-d]pyrimidin-1-yl)ethyl]-6-chloro-3-ethoxy-2-pyrrolidin-1-ylbenzonitrile

[0831] The 6-chloro-4-(1-chloroethyl)-3-ethoxy-2-pyrrolidin-1-ylbenzonitrile (0.048 g, 0.15 mmol, racemic mixture) was

combined with 3-methyl-1H-pyrazolo[3,4-d]pyrimidin-4-amine (0.034 g, 0.23 mmol) and cesium carbonate (0.10 g, 0.31 mmol) in *N,N*-dimethylformamide (3.0 mL) and heated in an oil bath to 85 °C. After heating for 18 hrs the reaction was complete. The crude reaction was purified with out work up by prep HPLC on a C-18 column eluting water: acetonitrile gradient buffered pH 10 to give the title compound as a white amorphous solid (0.012 g, 18%). The product was isolated as a racemic mixture. LCMS calculated for $C_{21}H_{25}ClN_7O$ (M+H)⁺: m/z = 426.1; found 426.1. ¹H NMR (300 MHz, DMSO-*d*₆) δ 8.11 (s, 1H), 6.91 (s, 1H), 6.25 (q, *J* = 7.1 Hz, 1H), 3.71 (dp, *J* = 15.7, 8.1, 7.2 Hz, 4H), 3.49-3.35 (m, 2H), 2.55 (s, 3H), 2.00-1.76 (m, 4H), 1.70 (d, *J* = 7.1 Hz, 3H), 1.34 (t, *J* = 7.0 Hz, 3H).

Reference Example 319. 4-[1-(4-amino-3-methyl-1H-pyrazolo[3,4-d]pyrimidin-1-yl)ethyl]-6-chloro-3-ethoxy-2-(3-methoxyazetidin-1-yl)benzonitrile

[0832]



Step 1. 4-acetyl-6-chloro-3-ethoxy-2-(3-methoxyazetidin-1-yl)benzonitrile

[0833] To a mixture of 4-acetyl-6-chloro-3-ethoxy-2-iodobenzonitrile (50 mg, 0.1 mmol, Example 318, Step 1), 3-methoxyazetidine hydrochloride (21 mg, 0.17 mmol Chem-Impex catalog# 20140) and cesium carbonate (70. mg, 0.21 mmol) in 1,4-dioxane (4 mL) was added (9,9-dimethyl-9H-xanthene-4,5-diyl)bis(diphenylphosphine) (40 mg, 0.07 mmol) and tris(dibenzylideneacetone)dipalladium (0) (60 mg, 0.07 mmol). The reaction mixture was degassed with N₂. The reaction was heated at 80 °C for 2 hrs and was monitored by LC/MS. The reaction was allowed to cool to room temperature, was diluted with water and extracted with EtOAc. The combined organic layers were washed with brine, dried over MgSO₄, filtered and concentrated to give the crude product. The product was purified by FCC on silica gel eluting (hexanes: EtOAc 0-70%) gradient to give to 4-acetyl-6-chloro-3-ethoxy-2-(3-methoxyazetidin-1-yl)benzonitrile as clear oil (0.030 g, 70%). LCMS calculated for $C_{15}H_{18}ClN_2O_3$ (M+H)⁺: m/z = 309.1; found: 309.1.

Step 2. 6-chloro-3-ethoxy-4-(1-hydroxyethyl)-2-(3-methoxyazetidin-1-yl)benzonitrile

[0834] 4-Acetyl-6-chloro-3-ethoxy-2-(3-methoxyazetidin-1-yl)benzonitrile (30 mg, 0.1 mmol) was dissolved in methanol (5 mL) cooled to 0 °C and sodium tetrahydroborate (5.5 mg, 0.14 mmol) was added. Reaction was stirred for 1 h at 0 °C. The reaction was partitioned between EtOAc and water. The combined organic layer was washed with water and saturated NaHCO₃, brine, dried over Na₂SO₄, filtered and concentrated to give crude 6-chloro-3-ethoxy-4-(1-hydroxyethyl)-2-(3-methoxyazetidin-1-yl)benzonitrile (0.030 g, 100%). LCMS calculated for $C_{15}H_{20}ClN_2O_3$ (M+H)⁺: m/z = 311.1; found: 311.1.

Step 3. 6-chloro-4-(1-chloroethyl)-3-ethoxy-2-(3-methoxyazetidin-1-yl)benzonitrile

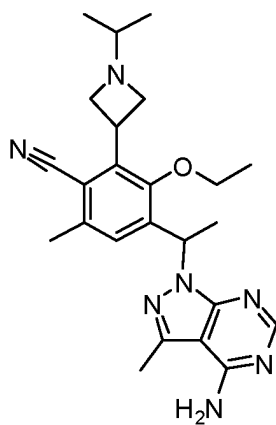
[0835] 6-chloro-3-ethoxy-4-(1-hydroxyethyl)-2-(3-methoxyazetidin-1-yl)benzonitrile (30 mg, 0.1 mmol) (racemic mixture) was dissolved in methylene chloride (5 mL) and *N,N*-dimethylformamide (100 μL, 1 mmol). Thionyl chloride (18 μL, 0.24 mmol) was added dropwise at room temperature and the reaction was stirred for 2 hrs. The reaction was diluted with EtOAc, washed with water and saturated NaHCO₃, brine, dried over Na₂SO₄, filtered and concentrated to give the crude 6-chloro-4-(1-chloroethyl)-3-ethoxy-2-(3-methoxyazetidin-1-yl)benzonitrile (0.030 g, 100%). LCMS calculated for $C_{15}H_{19}Cl_2N_2O_3$ (M+H)⁺: m/z = 329.1; found: 329.1.

Step 4. 4-[1-(4-amino-3-methyl-1H-pyrazolo[3,4-d]pyrimidin-1-yl)ethyl]-6-chloro-3-ethoxy-2-(3-methoxyazetidin-1-yl)benzonitrile

[0836] Cesium carbonate (50 mg, 0.2 mmol) was added to a mixture of 3-methyl-1H-pyrazolo[3,4-d]pyrimidin-4-amine (16 mg, 0.10 mmol) and 6-chloro-4-(1-chloroethyl)-3-ethoxy-2-(3-methoxyazetidin-1-yl)benzonitrile (30 mg, 0.09 mmol) in *N,N*-dimethylformamide (3 mL, 40 mmol) and the reaction was stirred at 80 °C overnight. The mixture was diluted with EtOAc, washed with water, brine, dried over Na₂SO₄, filtered and concentrated the crude product. The product was purified by prep HPLC on a C-18 column eluting water: acetonitrile gradient buffered pH 10 to give the title compound as a white amorphous solid (0.007 g, 20%). The product was isolated as a racemic mixture. LCMS calculated for C₂₁H₂₅ClN₇O₂ (M+H)⁺: m/z = 442.1; found: 442.1. ¹H NMR (400 MHz, DMSO-*d*₆) δ 8.11 (s, 1H), 6.80 (s, 1H), 6.18 (d, *J* = 7.1 Hz, 1H), 4.58 - 4.44 (m, 2H), 4.18 (m, 1H), 4.13 - 4.01 (m, 2H), 3.81 - 3.62 (m, 2H), 3.23 (s, 3H), 2.55 (s, 3H), 1.69 (d, *J* = 7.1 Hz, 3H), 1.35 (t, *J* = 7.0 Hz, 3H).

Reference Example 320. 4-[1-(4-amino-3-methyl-1H-pyrazolo[3,4-d]pyrimidin-1-yl)ethyl]-3-ethoxy-2-(1-isopropylazetidin-3-yl)-6-methylbenzonitrile

[0837]



Step 1: 4-[1-(4-amino-3-methyl-1H-pyrazolo[3,4-d]pyrimidin-1-yl)ethyl]-2-azetidin-3-yl-3-ethoxy-6-methylbenzonitrile bis(trifluoroacetate)

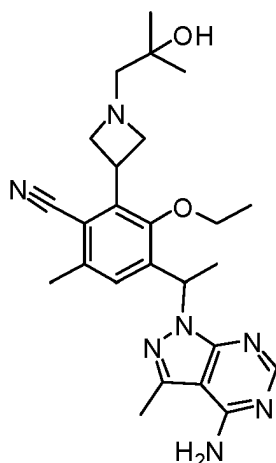
[0838] Using methods described in Example 315 but using ethyl iodide in Step 3, instead of methyl iodide, the intermediate 4-[1-(4-amino-3-methyl-1H-pyrazolo[3,4-d]pyrimidin-1-yl)ethyl]-2-azetidin-3-yl-3-ethoxy-6-methylbenzonitrile bis(trifluoroacetate) was prepared. LCMS calculated for C₂₁H₂₆N₇O (M+H)⁺: m/z = 392.2; found: 392.2.

Step 2. 4-[1-(4-amino-3-methyl-1H-pyrazolo[3,4-d]pyrimidin-1-yl)ethyl]-3-ethoxy-2-(1-isopropylazetidin-3-yl)-6-methylbenzonitrile

[0839] To a mixture of 4-[1-(4-amino-3-methyl-1H-pyrazolo[3,4-d]pyrimidin-1-yl)ethyl]-2-azetidin-3-yl-3-ethoxy-6-methylbenzonitrile (70 mg, 0.2 mmol) in methanol (50 mL) was added acetone (0.1 mL, 2 mmol) and sodium cyanoborohydride (17 mg, 0.27 mmol). The reaction was stirred at room temperature for 1 h, and was complete by LC/MS. The reaction was quenched with water and was extracted with EtOAc. The combined organic layer was washed with brine, dried over MgSO₄, filtered and concentrated to give the crude product. The product was purified by prep HPLC on a C-18 column eluting water: acetonitrile gradient buffered pH 10 to give the title compound as a white amorphous solid (0.030 g, 40%). The product was isolated as a racemic mixture. LCMS calculated for C₂₄H₃₂N₇O (M+H)⁺: m/z = 434.2; found: 434.3. ¹H NMR (300 MHz, CD₃OD) δ 8.17 (s, 1H), 7.35 (s, 1H), 6.37 (q, *J* = 7.1 Hz, 1H), 4.17 - 3.98 (m, 4H), 3.90 - 3.71 (m, 3H), 2.65 (s, 3H), 2.46 (s, 4H), 1.84 (d, *J* = 7.1 Hz, 3H), 1.42 (t, *J* = 7.0 Hz, 3H), 1.03 (dd, *J* = 6.2, 1.4 Hz, 6H).

Reference Example 321. 4-[1-(4-amino-3-methyl-1H-pyrazolo[3,4-d]pyrimidin-1-yl)ethyl]-3-ethoxy-2-[1-(2-hydroxy-2-methylpropyl)azetidin-3-yl]-6-methylbenzonitrile

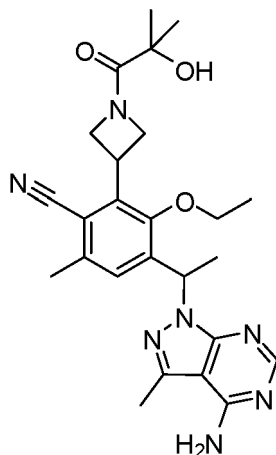
[0840]



[0841] The 4-[1-(4-amino-3-methyl-1H-pyrazolo[3,4-d]pyrimidin-1-yl)ethyl]-2-azetidin-3-yl-3-ethoxy-6-methylbenzonitrile (0.055 g, 0.14 mmol, chiral intermediate from Example 320, Step 1) was combined with tetrahydrofuran (22 mL), DIPEA (0.049 mL, 0.28 mmol) and oxirane, 2,2-dimethyl- (0.018 mL, 0.21 mmol) at room temperature. The reaction was heated to 95 °C and allowed to stir overnight. The reaction was allowed to cool to room temperature and was purified without workup by prep HPLC on a C-18 column eluting water: acetonitrile gradient buffered pH 10 to give the title compound as a white amorphous solid (0.035 g, 50%). The product was isolated as a single enantiomer. LCMS calculated for $C_{25}H_{34}N_7O_2$ (M+H)⁺: m/z = 464.3; found: 464.3. ¹H NMR (300 MHz, DMSO-*d*₆) δ 8.09 (s, 1H), 7.23 (s, 1H), 6.21 (q, *J* = 6.8 Hz, 1H), 4.00 (m, 4H), 3.81 - 3.54 (m, 2H), 3.15 (m, 2H), 2.53 (s, 3H), 2.33 (s, 3H), 2.27 (bs, 2H), 1.70 (d, *J* = 7.1 Hz, 3H), 1.30 (t, *J* = 6.9 Hz, 3H), 1.04 (s, 6H).

Reference Example 322. 4-[1-(4-amino-3-methyl-1H-pyrazolo[3,4-d]pyrimidin-1-yl)ethyl]-3-ethoxy-2-[1-(2-hydroxy-2-methylpropanoyl)azetidin-3-yl]-6-methylbenzonitrile

[0842]



[0843] The 4-[1-(4-amino-3-methyl-1H-pyrazolo[3,4-d]pyrimidin-1-yl)ethyl]-2-azetidin-3-yl-3-ethoxy-6-methylbenzonitrile (0.075 g, 0.10 mmol, chiral intermediate from Example 320, Step 1) was dissolved in *N,N*-dimethylformamide (3.0 mL) and DIPEA (0.089 mL, 0.51 mmol) and the propanoic acid, 2-hydroxy-2-methyl- (0.013 g, 0.12 mmol) and *N,N,N',N'*-tetramethyl-O-(7-azabenzotriazol-1-yl)uronium hexafluorophosphate (0.058 g, 0.15 mmol) were added. The reaction was stirred at room temperature for 18 hrs and was complete by LC/MS. The product was purified without workup by prep HPLC on a C-18 column eluting water: acetonitrile gradient buffered to pH 10 to give the title compound as a white amorphous solid (0.025 g, 51%). The product was isolated as a single enantiomer. LCMS calculated for $C_{25}H_{32}N_7O_3$ (M+H)⁺: m/z = 478.2; found: 478.2. ¹H NMR (300 MHz, DMSO-*d*₆) δ 8.10 (s, 1H), 7.29 (s, 1H), 6.24 (q, *J* = 6.8 Hz, 1H), 5.07 (s, 1H), 4.90 - 4.75 (m, 1H), 4.73 - 4.58 (m, 1H), 4.39 (p, *J* = 8.5 Hz, 1H), 4.30 - 4.05 (m, 2H), 3.75 (d, *J* = 7.1 Hz, 2H), 2.54 (s, 3H), 2.38 (s, 3H), 1.72 (d, *J* = 6.9 Hz, 3H), 1.35 (t, *J* = 6.1 Hz, 3H), 1.26 (s, 3H), 1.23 (s, 3H).

Compounds Synthesized

[0844] Experimental procedures for compound Examples 326-344 are summarized in Tables 7 and 8.

Table 7

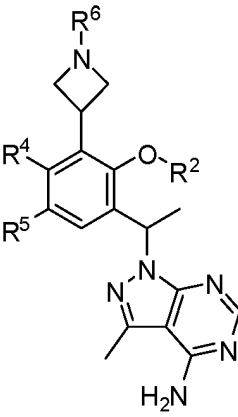
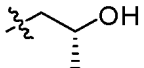

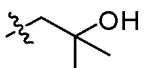
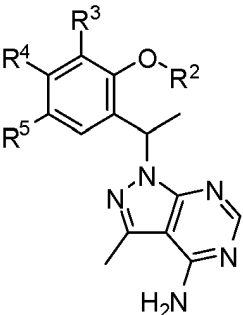
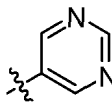
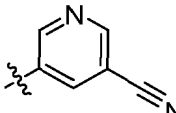
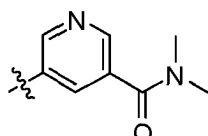
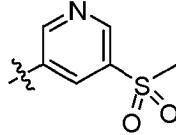
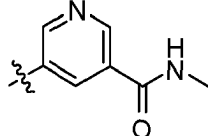
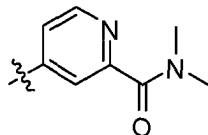
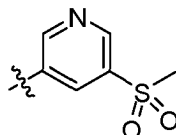
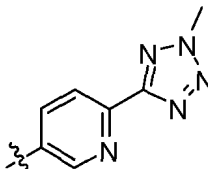
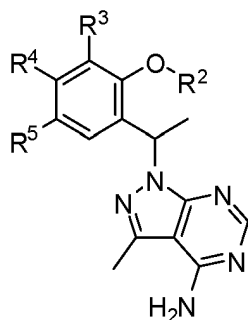
							
Ex. No.	Name	R ²	R ⁴	R ⁵	R ⁶	Salt	Proc. ¹
326	4-[1-(4-amino-3-methyl-1H-pyrazolo[3,4-d]pyrimidin-1-yl)ethyl]-3-ethoxy-2-{1-[(2S)-2-hydroxypropyl]azetidin-3-yl}-6-methylbenzonitrile ³	Et	CN	CH ₃			321
327	4-[1-(4-amino-3-methyl-1H-pyrazolo[3,4-d]pyrimidin-1-yl)ethyl]-3-ethoxy-2-[1-(2-hydroxyethyl)azetidin-3-yl]-6-methylbenzonitrile ³	Et	CN	CH ₃			320
328	4-[1-(4-amino-3-methyl-1H-pyrazolo[3,4-d]pyrimidin-1-yl)ethyl]-2-[1-(2-hydroxy-2-methylpropyl)azetidin-3-yl]-3-methoxy-6-methylbenzonitrile ³	CH ₃	CN	CH ₃			315
¹ Synthesized according to the experimental procedure of compound listed; ² Compound isolated as a racemic mixture; ³ Compound isolated as a single enantiomer.							

Table 8

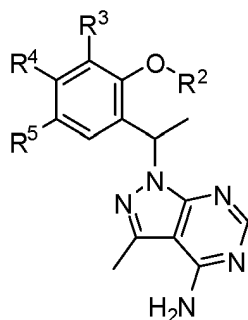
							
Ex. No.	Name	R ²	R ⁴	R ⁵	R ³	Salt	Proc. ¹
329	4-[1-(4-amino-3-methyl-1H-pyrazolo[3,4-d]pyrimidin-1-yl)ethyl]-6-chloro-3-ethoxy-2-pyrimidin-5-ylbenzonitrile ²	Et	CN	Cl		TFA	43
330	5-{3-[1-(4-amino-3-methyl-1H-pyrazolo[3,4-d]pyrimidin-1-yl)ethyl]-5-chloro-6-cyano-2-ethoxyphenyl}nicotinonitrile ³	Et	CN	Cl		TFA	43
331	5-{3-[1-(4-amino-3-methyl-1H-pyrazolo[3,4-d]pyrimidin-1-yl)ethyl]-5-chloro-6-cyano-2-ethoxyphenyl}-N,N-dimethylnicotinamide ³	Et	CN	Cl			43
332	4-[1-(4-amino-3-methyl-1H-pyrazolo[3,4-d]pyrimidin-1-yl)ethyl]-6-chloro-3-methoxy-2-[5-(methylsulfonyl)pyridin-3-yl]benzonitrile ³	Me	CN	Cl			313
333	5-{3-[1-(4-amino-3-methyl-1H-pyrazolo[3,4-d]pyrimidin-1-yl)ethyl]-5-chloro-6-cyano-2-ethoxyphenyl}-N-methylpyridine-2-carboxamide ²	Et	CN	Cl			43
334	4-{3-[1-(4-amino-3-methyl-1H-pyrazolo[3,4-d]pyrimidin-1-yl)ethyl]-5-chloro-6-cyano-2-ethoxyphenyl}-N,N-dimethylpyridine-2-carboxamide ³	Et	CN	Cl			43
335	4-[1-(4-amino-3-methyl-1H-pyrazolo[3,4-d]pyrimidin-1-yl)ethyl]-3-ethoxy-6-methyl-2-[5-(methylsulfonyl)pyridin-3-yl]benzonitrile ³	Et	CN	CH ₃			314
336	4-[1-(4-amino-3-methyl-1H-pyrazolo[3,4-d]pyrimidin-1-yl)ethyl]-6-chloro-3-ethoxy-2-[6-(2-methyl-2H-tetrazol-5-yl)pyridin-3-yl]benzonitrile ²	Et	CN	Cl			43

(continued)



Ex. No.	Name	R ²	R ⁴	R ⁵	R ³	Salt	Proc. ¹
337	4-[1-(4-amino-3-methyl-1H-pyrazolo[3,4-d]pyrimidin-1-yl)ethyl]-6-chloro-3-ethoxy-2-[6-(2-methyl-2H-1,2,3-triazol-4-yl)pyridin-3-yl]benzonitrile ²	Et	CN	Cl			43
338	4-[1-(4-amino-3-methyl-1H-pyrazolo[3,4-d]pyrimidin-1-yl)ethyl]-6-chloro-3-ethoxy-2-[6-(5-methyl-1,3,4-oxadiazol-2-yl)pyridin-3-yl]benzonitrile ²	Et	CN	Cl			43
339	4-[1-(4-amino-3-methyl-1H-pyrazolo[3,4-d]pyrimidin-1-yl)ethyl]-6-chloro-3-ethoxy-2-[5-(1,3-oxazol-2-yl)pyridin-3-yl]benzonitrile ²	Et	CN	Cl			43
340	4-{3-[1-(4-amino-3-methyl-1H-pyrazolo[3,4-d]pyrimidin-1-yl)ethyl]-6-cyano-2-ethoxy-5-methylphenyl}-N,N-dimethylpyridine-2-carboxamide ³	Et	CN	CH ₃			314
341	4-[1-(4-amino-3-methyl-1H-pyrazolo[3,4-d]pyrimidin-1-yl)ethyl]-6-chloro-3-ethoxy-2-[3-(methoxymethyl)azetidin-1-yl]benzonitrile ²	Et	CN	Cl			321
342	1-{3-[1-(4-amino-3-methyl-1H-pyrazolo[3,4-d]pyrimidin-1-yl)ethyl]-5-chloro-6-cyano-2-ethoxyphenyl} azetidine-3-carbonitrile ²	Et	CN	Cl			319
343	4-[1-(4-amino-3-methyl-1H-pyrazolo[3,4-d]pyrimidin-1-yl)ethyl]-3-ethoxy-6-methyl-2-(1-methyl-1H-pyrazol-4-yl)benzonitrile ²	Et	CN	CH ₃			314

(continued)



Ex. No.	Name	R ²	R ⁴	R ⁵	R ³	Salt	Proc. ¹
344	5-{3-[1-(4-amino-3-methyl-1H-pyrazolo[3,4-d]pyrimidin-1-yl)ethyl]-6-cyano-2-methoxy-5-methylphenyl}-N,N-dimethylpyridine-2-carboxamide ³	Me	CN	CH ₃			317
¹ Synthesized according to the experimental procedure of compound listed; ² Compound isolated as a racemic mixture; ⁵ Compound isolated as a single enantiomer.							

Analytical Data

[0845] ¹H NMR data (Varian Inova 500 spectrometer, a Mercury 400 spectrometer, or a Varian (or Mercury) 300 spectrometer) and LCMS mass spectral data (MS) for the compounds of Examples 326-344 is provided in Table 9

Table 9

Ex. No.	MS [M+H] ⁺	Solvent	MHz	¹ H NMR Spectra
329	435.1	DMSO-d ₆	500	¹ H NMR (500 MHz, DMSO) δ 9.33 (s, 1H), 9.04 (s, 2H), 8.18 (s, 1H), 7.81 (s, 1H), 6.36 (q, J = 7.0 Hz, 1H), 3.56 (td, J = 14.1, 7.0 Hz, 1H), 3.39 (dq, J = 14.1, 6.9 Hz, 1H), 2.59 (s, 3H), 1.81 (d, J = 7.0 Hz, 3H), 0.94 (t, J = 7.0 Hz, 3H).
330	459.1	DMSO-d ₆	500	¹ H NMR (500 MHz, DMSO) δ 9.18 (d, J = 1.9 Hz, 1H), 9.03 (d, J = 2.0 Hz, 1H), 8.63 (t, J = 2.0 Hz, 1H), 8.33 (s, 1H), 7.82 (s, 1H), 6.38 (q, J = 7.0 Hz, 1H), 3.56 - 3.44 (m, 1H), 3.43 - 3.33 (m, 1H), 2.61 (s, 3H), 1.83 (d, J = 7.0 Hz, 3H), 0.92 (t, J = 7.0 Hz, 3H).
331	505.2	DMSO-d ₆	300	¹ H NMR (300 MHz, dmso) δ 8.77 (d, J = 2.2 Hz, 1H), 8.73 (d, J = 1.9 Hz, 1H), 8.10 (d, J = 3.9 Hz, 2H), 7.74 (s, 1H), 6.33 (d, J = 7.4 Hz, 1H), 3.52 (m, 1H), 3.39 (m, 1H), 3.00 (s, 3H), 2.94 (s, 3H), 2.56 (s, 3H), 1.79 (d, J = 7.0 Hz, 3H), 0.91 (t, J = 7.0 Hz, 3H).
332	498.1	DMSO-d ₆	500	¹ H NMR (500 MHz, DMSO) δ 9.21 (d, J = 2.2 Hz, 1H), 9.11 (d, J = 1.9 Hz, 1H), 8.58 (t, J = 2.0 Hz, 1H), 8.12 (s, 1H), 7.77 (s, 1H), 6.34 (q, J = 7.0 Hz, 1H), 3.37 (s, 3H), 3.30 (s, 3H), 2.58 (s, 3H), 1.81 (d, J = 7.1 Hz, 3H).
333	491.1	CD ₃ OD	300	¹ H NMR (300 MHz, CD ₃ OD) δ 8.80 (d, J = 1.9 Hz, 1H), 8.27 (d, J = 8.1 Hz, 1H), 8.19 (d, J = 10.3 Hz, 2H), 7.80 (s, 1H), 6.47 (q, J = 7.2 Hz, 1H), 3.64 - 3.38 (m, 2H), 3.04 (s, 3H), 2.68 (s, 3H), 1.93 (d, J = 7.1 Hz, 3H), 1.01 (t, J = 7.0 Hz, 3H).

EP 3 888 657 B1

(continued)

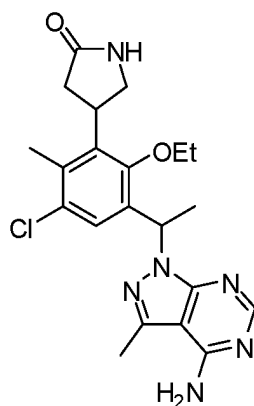
Ex. No.	MS [M+-H] ⁺	Solvent	MHz	¹ H NMR Spectra
334	505.2	CD ₃ OD	300	¹ H NMR (300 MHz, CD ₃ OD) δ 8.80 (d, <i>J</i> = 5.0 Hz, 1H), 8.17 (s, 1H), 7.80 (d, <i>J</i> = 3.4 Hz, 2H), 7.71 (d, <i>J</i> = 4.9 Hz, 1H), 6.47 (m, <i>J</i> = 7.1 Hz, 1H), 3.69 - 3.42 (m, 2H), 3.19 (s, 3H), 3.08 (s, 3H), 2.67 (s, 3H), 1.92 (d, <i>J</i> = 7.1 Hz, 3H), 1.07 (t, <i>J</i> = 6.9 Hz, 3H).
335	492.2	DMSO- <i>d</i> ₆	300	¹ H NMR (300 MHz, dmso) δ 9.16 (d, <i>J</i> = 2.2 Hz, 1H), 9.07 (d, <i>J</i> = 2.0 Hz, 1H), 8.54 (t, <i>J</i> = 2.1 Hz, 1H), 8.10 (s, 1H), 7.56 (s, 1H), 6.34 (q, <i>J</i> = 7.1 Hz, 1H), 3.57 - 3.42 (m, 1H), 3.38 (s, 3H), 3.30 - 3.19 (m, 1H), 2.56 (s, 3H), 2.47 (s, 3H), 1.79 (d, <i>J</i> = 7.1 Hz, 3H), 0.90 (t, <i>J</i> = 6.9 Hz, 3H).
336	516.1	DMSO- <i>d</i> ₆	300	¹ H NMR (300 MHz, dmso) δ 8.99 (d, <i>J</i> = 1.5 Hz, 1H), 8.42 (d, <i>J</i> = 8.2 Hz, 1H), 8.31 (dd, <i>J</i> = 8.2, 2.2 Hz, 1H), 8.11 (s, 1H), 7.77 (s, 1H), 6.35 (q, <i>J</i> = 6.8 Hz, 1H), 4.45 (s, 3H), 3.64 - 3.47 (m, 1H), 3.44 - 3.33 (m, 1H), 2.57 (s, 3H), 1.80 (d, <i>J</i> = 7.1 Hz, 3H), 0.94 (t, <i>J</i> = 6.9 Hz, 3H).
337	515.2	DMSO- <i>d</i> ₆	400	¹ H NMR (400 MHz, dmso) δ 8.78 (dd, <i>J</i> = 2.2, 0.9 Hz, 1H), 8.32 (s, 1H), 8.12 - 8.08 (m, 2H), 8.04 (dd, <i>J</i> = 8.2, 0.8 Hz, 1H), 7.73 (s, 1H), 6.35 (q, <i>J</i> = 7.1 Hz, 1H), 4.25 (s, 3H), 3.44 (ddd, <i>J</i> = 57.4, 9.1, 7.0 Hz, 2H), 2.57 (s, 3H), 1.80 (d, <i>J</i> = 7.1 Hz, 3H), 0.93 (t, <i>J</i> = 7.0 Hz, 3H).
338	516.2	CD ₃ OD	300	¹ H NMR (300 MHz, CD ₃ OD) δ 8.93 (d, <i>J</i> = 1.3 Hz, 1H), 8.39 (d, <i>J</i> = 8.2 Hz, 1H), 8.29 (dd, <i>J</i> = 8.2, 2.2 Hz, 1H), 8.17 (s, 1H), 7.83 (s, 1H), 6.49 (q, <i>J</i> = 7.0 Hz, 1H), 3.72 - 3.55 (m, 1H), 3.55 - 3.40 (m, 1H), 2.73 (s, 3H), 2.68 (s, 3H), 1.94 (d, <i>J</i> = 7.1 Hz, 3H), 1.04 (t, <i>J</i> = 7.0 Hz, 3H).
339	501.2	DMSO- <i>d</i> ₆	400	¹ H NMR (400 MHz, dmso) δ 9.27 (d, <i>J</i> = 2.1 Hz, 1H), 8.88 (d, <i>J</i> = 2.1 Hz, 1H), 8.56 (t, <i>J</i> = 2.1 Hz, 1H), 8.36 (d, <i>J</i> = 0.7 Hz, 1H), 8.12 (s, 1H), 7.77 (s, 1H), 7.49 (d, <i>J</i> = 0.7 Hz, 1H), 6.36 (q, <i>J</i> = 7.0 Hz, 1H), 3.55 (dd, <i>J</i> = 9.1, 7.0 Hz, 1H), 3.47 - 3.33 (m, 1H), 2.58 (s, 3H), 1.80 (d, <i>J</i> = 7.1 Hz, 3H), 0.91 (t, <i>J</i> = 7.0 Hz, 3H).
340	485.2	CD ₃ OD	300	¹ H NMR (300 MHz, CD ₃ OD) δ 8.77 (dd, <i>J</i> = 5.1, 0.8 Hz, 1H), 8.16 (s, 1H), 7.76 (dd, <i>J</i> = 1.6, 0.8 Hz, 1H), 7.69 (dd, <i>J</i> = 5.1, 1.7 Hz, 1H), 7.59 (s, 1H), 6.46 (q, <i>J</i> = 7.1 Hz, 1H), 3.63 - 3.39 (m, 2H), 3.19 (s, 3H), 3.08 (s, 3H), 2.66 (s, 3H), 2.56 (s, 3H), 1.92 (d, <i>J</i> = 7.1 Hz, 3H), 1.04 (t, <i>J</i> = 7.0 Hz, 3H).
341	456.2	DMSO- <i>d</i> ₆	500	¹ H NMR (500 MHz, DMSO) δ 8.11 (s, 1H), 6.79 (s, 1H), 6.18 (q, <i>J</i> = 6.9 Hz, 1H), 4.37 (q, <i>J</i> = 8.4 Hz, 2H), 4.08 - 3.97 (m, 2H), 3.82 - 3.62 (m, 2H), 3.51 (d, <i>J</i> = 6.5 Hz, 2H), 3.27 (s, 3H), 2.90 - 2.77 (m, 1H), 2.55 (s, 3H), 1.69 (d, <i>J</i> = 7.0 Hz, 3H), 1.34 (t, <i>J</i> = 7.0 Hz, 3H).
342	437.1	CD ₃ OD	300	¹ H NMR (300 MHz, CD ₃ OD) δ 8.13 (s, 1H), 6.95 (s, 1H), 6.30 (q, <i>J</i> = 7.2 Hz, 1H), 4.63 (t, <i>J</i> = 8.6 Hz, 2H), 4.46 (ddd, <i>J</i> = 8.3, 6.0, 1.9 Hz, 2H), 3.94 - 3.56 (m, 3H), 2.61 (s, 3H), 1.78 (d, <i>J</i> = 7.1 Hz, 3H), 1.41 (t, <i>J</i> = 7.0 Hz, 3H).
326	450.3	DMSO- <i>d</i> ₆	300	¹ H NMR (300 MHz, dmso) δ 8.09 (s, 1H), 7.24 (s, 1H), 6.21 (q, <i>J</i> = 6.8 Hz, 1H), 4.41 (bs, 1H), 4.02 (m, <i>J</i> = 20.9 Hz, 3H), 3.81 - 3.47 (m, 3H), 3.14 (m, 2H), 2.54 (s, 3H), 2.34 (s, 5H), 1.70 (d, <i>J</i> = 7.1 Hz, 3H), 1.31 (t, <i>J</i> = 6.9 Hz, 3H), 1.00 (d, <i>J</i> = 6.2 Hz, 3H).
343	417.3	CD ₃ OD	300	¹ H NMR (300 MHz, CD ₃ OD) δ 8.12 (s, 1H), 8.00 (s, 1H), 7.82 (s, 1H), 7.34 (s, 1H), 6.39 (q, <i>J</i> = 7.1 Hz, 1H), 3.97 (s, 3H), 3.60 - 3.41 (m, 2H), 2.61 (s, 3H), 2.46 (s, 3H), 1.84 (d, <i>J</i> = 7.0 Hz, 3H), 1.14 (t, <i>J</i> = 7.0 Hz, 3H).
327	436.2	DMSO- <i>d</i> ₆	300	¹ H NMR (300 MHz, dmso) δ 8.09 (s, 1H), 7.23 (s, 1H), 6.21 (d, <i>J</i> = 7.0 Hz, 1H), 4.39 (t, <i>J</i> = 5.4 Hz, 1H), 4.10 - 3.81 (m, 3H), 3.69 (dt, <i>J</i> = 15.5, 7.8 Hz, 2H), 3.36 (m, 2H), 3.12 - 2.97 (m, 2H), 2.54 (s, 3H), 2.45 - 2.38 (m, 2H), 2.34 (s, 3H), 1.70 (d, <i>J</i> = 7.1 Hz, 3H), 1.31 (t, <i>J</i> = 6.9 Hz, 3H).

(continued)

Ex. No.	MS [M+H] ⁺	Solvent	MHz	¹ H NMR Spectra
344	471.2	DMSO- <i>d</i> ₆	300	¹ H NMR (300 MHz, dmsO) δ 8.67 (d, <i>J</i> = 1.5 Hz, 1H), 8.10 (s, 1H), 8.06 (dd, <i>J</i> = 8.0, 2.2 Hz, 1H), 7.69 (d, <i>J</i> = 8.0 Hz, 1H), 7.48 (s, 1H), 6.32 (q, <i>J</i> = 7.0 Hz, 1H), 3.26 (s, 3H), 3.03 (s, 3H), 2.96 (s, 3H), 2.57 (s, 3H), 2.45 (s, 3H), 1.79 (d, <i>J</i> = 7.0 Hz, 3H).
328	450.2	DMSO- <i>d</i> ₆	300	¹ H NMR (300 MHz, dmsO) δ 8.08 (s, 1H), 7.20 (s, 1H), 6.21 (q, <i>J</i> = 6.9 Hz, 1H), 4.04 (s, 1H), 4.03 - 3.91 (m, 3H), 3.58 (s, 3H), 3.15 - 3.02 (m, 2H), 2.54 (s, 3H), 2.32 (s, 3H), 2.25 (s, 2H), 1.70 (d, <i>J</i> = 7.1 Hz, 3H), 1.03 (s, 6H).

Examples 310 and 311. Diastereoisomers of 4-{3-[1-(4-amino-3-methyl-1*H*-pyrazolo[3,4-*d*]pyrimidin-1-yl)ethyl]-5-chloro-2-ethoxy-6-methylphenyl}pyrrolidin-2-one

[0846]



Step 1. 1-(5-Chloro-2-ethoxy-3-iodo-4-methylphenyl)ethanol

[0847] The desired compound was prepared according to the procedure of Example 212, step 4 (racemic mixture), using 1-(5-chloro-2-ethoxy-3-iodo-4-methylphenyl)ethanone instead of *tert*-butyl 3-(3-acetyl-5-chloro-6-cyano-2-ethoxyphenyl)azetidine-1-carboxylate as the starting material in 94% yield as a 96:4 mixture of enantiomers (RT = 3.56 min and 4.28 min; Chiral Technologies ChiralPak AD-H column, 20 x 250 mm, 5 micron particle size, eluting with 5% ethanol in hexanes at 1 ml/min). LCMS for C₁₁H₁₃ClIO (M-(OH))⁺: m/z = 323.0; Found: 322.9.

Step 2. 1-[1-(5-Chloro-2-ethoxy-3-iodo-4-methylphenyl)ethyl]-3-methyl-1*H*-pyrazolo[3,4-*d*]pyrimidin-4-amine

[0848] The desired compound was prepared according to the procedure of Example 212, step 5, using 1-(5-Chloro-2-ethoxy-3-iodo-4-methylphenyl)ethanol (96:4 mixture from step 1) instead of *tert*-butyl 3-[3-chloro-2-cyano-6-ethoxy-5-(1-hydroxyethyl)phenyl]azetidine-1-carboxylate as the starting material in 32% yield as a single enantiomer (peak 1 desired, retention time = 3.39 min; ChiralPak IA column, 20 x 250 mm, 5 micron particle size, eluting with 3% ethanol in hexanes at 18 ml/min).

LCMS for C₁₇H₂₀ClIN₅O (M+H)⁺: m/z = 472.0; Found: 472.0.

Step 3. Methyl (2*E*)-3-{3-[1-(4-amino-3-methyl-1*H*-pyrazolo[3,4-*d*]pyrimidin-1-yl)ethyl]-5-chloro-2-ethoxy-6-methylphenyl}acrylate

[0849] A suspension of 1-[1-(5-chloro-2-ethoxy-3-iodo-4-methylphenyl)ethyl]-3-methyl-1*H*-pyrazolo[3,4-*d*]pyrimidin-4-amine (peak 1 single isomer from step 2) (0.61 g, 1.3 mmol) in acetonitrile (7.4 mL) in a sealed tube was degassed with nitrogen and treated with triphenylphosphine (0.048 g, 0.18 mmol), methyl acrylate (0.41 mL, 4.5 mmol), and palladium acetate (0.029 g, 0.13 mmol) followed by triethylamine (0.54 mL, 3.9 mmol) and heated at 100 °C for 16 h. The reaction mixture was cooled to room temperature, filtered, and the solids washed with acetonitrile. The filtrate was

concentrated to a residue. The crude material was purified by flash column chromatography using ethyl acetate (containing 3% methanol) in hexanes (0% - 100%) to give the desired product (0.40 g, 72%). LCMS for $C_{21}H_{25}ClN_5O_3$ (M+H)⁺: m/z = 430.2; Found: 430.2.

Step 4. *Diastereoisomers of methyl 3-{3-[1-(4-amino-3-methyl-1H-pyrazolo[3,4-d]pyrimidin-1-yl)ethyl]-5-chloro-2-ethoxy-6-methylphenyl}-4-nitrobutanoate*

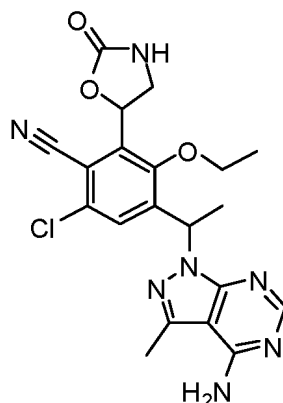
[0850] A solution of methyl (2E)-3-{3-[1-(4-amino-3-methyl-1H-pyrazolo[3,4-d]pyrimidin-1-yl)ethyl]-5-chloro-2-ethoxy-6-methylphenyl}acrylate (0.40 g, 0.93 mmol) in nitromethane (6.3 mL) was treated with 1,8-diazabicyclo[5.4.0]undec-7-ene (0.14 mL, 0.93 mmol) and stirred at 90 °C for 22 h. The reaction mixture was concentrated, diluted with methanol, and purified by preparative LCMS (XBridge C18 Column, eluting with a gradient of acetonitrile in water with 0.1% trifluoroacetic acid, at flow rate of 60 mL/min). The LCMS fractions were concentrated to remove acetonitrile, treated with solid sodium bicarbonate, and extracted into ethyl acetate. The ethyl acetate was concentrated to give the desired product (0.22 g, 48%) as a mixture of diastereoisomers. LCMS for $C_{22}H_{28}ClN_6O_5$ (M+H)⁺: m/z = 491.2; Found: 491.2.

Step 5. *Diastereoisomers of 4-{3-[1-(4-amino-3-methyl-1H-pyrazolo[3,4-d]pyrimidin-1-yl)ethyl]-5-chloro-2-ethoxy-6-methylphenyl}pyrrolidin-2-one*

[0851] A solution of methyl 3-{3-[1-(4-amino-3-methyl-1H-pyrazolo[3,4-d]pyrimidin-1-yl)ethyl]-5-chloro-2-ethoxy-6-methylphenyl}-4-nitrobutanoate (0.089 g, 0.18 mmol) in methanol (1.3 mL) was treated with nickel chloride hexahydrate (0.087 g, 0.36 mmol) and stirred for 5 min. The reaction mixture was cooled to 0 °C, treated with sodium tetrahydroborate (0.073 g, 1.9 mmol) in four portions, and stirred at room temperature for 30 min. The reaction mixture was heated at 60 °C for 1.5 h, cooled to room temperature, diluted with saturated sodium bicarbonate solution (10 mL) and dichloromethane (25 mL), and filtered through Celite. The Celite was washed with dichloromethane and the filtrate was transferred to a separatory funnel. The organic layer was separated, washed with brine, dried over sodium sulfate, filtered, and concentrated to residue. The crude residue was diluted with methanol and purified by preparative LCMS (XBridge C18 column, eluting with a gradient of acetonitrile/water containing 0.1% ammonium hydroxide, at flow rate of 60 mL/min) to give the desired peak 1 diastereoisomer (16 mg, 21%) and peak 2 diastereoisomer (19 mg, 24%). Peak 1 (compound 310): ¹H NMR (300 MHz, DMSO-*d*₆) δ 8.10 (s, 1H), 7.89 (s, 1H), 7.34 (s, 1H), 6.21 (q, *J* = 7.1 Hz, 1H), 4.38 - 4.22 (m, 1H), 3.93 - 3.80 (m, 1H), 3.79 - 3.67 (m, 1H), 3.65 - 3.55 (m, 1H), 3.28 - 3.20 (m, 1H), 2.54 (s, 3H), 2.29 (dd, *J* = 17.5, 8.3 Hz, 1H), 2.21 (s, 3H), 1.70 (d, *J* = 7.0 Hz, 3H), 1.40 (t, *J* = 6.9 Hz, 3H). LCMS for $C_{21}H_{26}ClN_6O_2$ (M+H)⁺: m/z = 429.2; Found: 429.2. Peak 2 (compound 311): ¹H NMR (300 MHz, DMSO-*d*₆) δ 8.11 (s, 1H), 7.89 (s, 1H), 7.33 (s, 1H), 6.20 (q, *J* = 7.1 Hz, 1H), 4.38 - 4.22 (m, 1H), 3.90 - 3.68 (m, 2H), 3.65 - 3.56 (m, 1H), 3.28 - 3.17 (m, 1H), 2.54 (s, 3H), 2.32 (dd, *J* = 17.3, 8.5 Hz, 1H), 2.21 (s, 3H), 1.69 (d, *J* = 7.0 Hz, 3H), 1.39 (t, *J* = 6.9 Hz, 3H). LCMS for $C_{21}H_{26}ClN_6O_2$ (M+H)⁺: m/z = 429.2; Found: 429.2.

Reference Example 323. 4-[1-(4-amino-3-methyl-1H-pyrazolo[3,4-d]pyrimidin-1-yl)ethyl]-6-chloro-3-ethoxy-2-(2-oxo-1,3-oxazolidin-5-yl)benzonitrile

[0852]



Step 1. *4-Acetyl-6-chloro-3-ethoxy-2-vinylbenzonitrile*

[0853] A mixture of 4-acetyl-6-chloro-3-ethoxy-2-iodobenzonitrile (1.3 g, 3.6 mmol), 4,4,5,5-tetramethyl-2-vinyl-1,3,2-dioxaborolane (740 μL, 4.3 mmol), [1,1'-bis(diphenylphosphino)ferrocene]dichloropalladium(II), complex with dichloro-

omethane (1:1) (100 mg, 0.20 mmol) and potassium carbonate (1.5 g, 11 mmol) in 1,4-dioxane (20 mL) and water (10 mL) was heated at 80 °C overnight. The mixture was cooled to room temperature and extracted with ethyl acetate. The extracts were washed with brine, dried over sodium sulfate, filtered and concentrated. Purification on silica gel using ethyl acetate in hexanes (0-20%) gave the desired compound, 780 mg, 87%. LCMS calculated for $C_{13}H_{13}ClNO_2$ (M+H)⁺: m/z = 250.1; found: 250.1. ¹H NMR (400 MHz, DMSO-*d*₆): δ 7.78 (s, 1 H), 6.83 (m, 1 H), 6.10 (m, 1 H), 5.83 (m, 1 H), 3.84 (m, 2 H), 2.58 (s, 3 H), 1.22 (m, 3 H).

Step 2. *tert*-Butyl [2-(3-acetyl-5-chloro-6-cyano-2-ethoxyphenyl)-2-hydroxyethyl]carbamate

[0854] 0.2 M Osmium tetroxide in water (0.5 mL) was added to a solution of *tert*-butyl [(4-chlorobenzoyl)oxy]carbamate (Ref. Lawrence Harris, J. Org.Chem, 2011, 76, 358-372). (0.91 g, 3.3 mmol) in acetonitrile (10 mL) and stirred for 10 minutes. 4-Acetyl-6-chloro-3-ethoxy-2-vinylbenzonitrile (0.56 g, 2.2 mmol) as a solution in acetonitrile (10 mL) was added to the carbamate solution followed by the addition of water (2 mL) and the reaction was stirred for 3 hours at room temperature. The reaction was quenched with saturated 10 M dipotassium disulfite in water (12 mL) and stirred for 5 minutes. Water was added and the reaction mixture was extracted with ethyl acetate. The extracts were washed with saturated sodium bicarbonate solution, brine and dried over sodium sulfate, filtered and evaporated. Purification on silica gel using ethyl acetate in hexane (0-100%) gave the desired compound as a racemic mixture, 610 mg, 72%. LCMS calculated for $C_{18}H_{24}ClN_2O_5$ (M+H)⁺: m/z = 383.1; found: 383.1. ¹H NMR (400 MHz, DMSO-*d*₆): δ 7.62 (s, 1 H), 7.03 (br s, 1 H), 5.68 (br s, 1 H), 3.96 (m, 1 H), 3.69 (m, 1 H), 3.31 (m, 1 H), 3.19 (m, 1 H), 2.60 (s, 3 H), 1.30 (m, 12 H).

Step 3. 4-Acetyl-6-chloro-3-ethoxy-2-(2-oxo-1,3-oxazolidin-5-yl)benzonitrile

[0855] *tert*-Butyl [2-(3-acetyl-5-chloro-6-cyano-2-ethoxyphenyl)-2-hydroxyethyl]carbamate (290 mg, 0.76 mmol) (racemic mixture from step 2) was treated with 4.0 M hydrogen chloride in 1,4-dioxane (6.1 mL) for 15 minutes and the mixture was evaporated. The residue was dissolved in tetrahydrofuran (2.3 mL) and *N,N*-diisopropylethylamine (0.66 mL, 3.8 mmol). *N,N*-carbonyldiimidazole (250 mg, 1.5 mmol) was added and the reaction mixture was refluxed at 70 °C overnight. The reaction mixture was evaporated. Purification on silica gel using ethyl acetate in hexane (0-100%) gave the desired compound as a racemic mixture, 110 mg, 47%. LCMS calculated for $C_{14}H_{14}ClN_2O_4$ (M+H)⁺: m/z = 309.1; found: 309.1. ¹H NMR (400 MHz, DMSO-*d*₆): δ 8.00 (br s, 1 H), 7.93 (s, 1 H), 5.99 (m, 1 H), 3.89 (m, 1 H), 3.81 (m, 2 H), 3.52 (m, 1 H), 2.58 (s, 3 H), 1.23 (m, 3 H).

Step 4. 6-Chloro-3-ethoxy-4-(1-hydroxyethyl)-2-(2-oxo-1,3-oxazolidin-5-yl)benzonitrile

[0856] Sodium tetrahydroborate (19 mg, 0.50 mmol) was added to a mixture of 4-acetyl-6-chloro-3-ethoxy-2-(2-oxo-1,3-oxazolidin-5-yl)benzonitrile (100 mg, 0.34 mmol) (racemic mixture from step 3) in methanol (1.6 mL, 38 mmol) at 0 °C and the reaction mixture was stirred at room temperature for 10 minutes and evaporated. The residue was diluted with ethyl acetate, washed with 1 N HCl, brine, dried over sodium sulfate, filtered and concentrated to give the desired compound as a mixture of four diastereomers, 58 mg, 55%. LCMS calculated for $C_{14}H_{16}ClN_2O_4$ (M+H)⁺: m/z = 311.1; found: 311.1.

Step 5. 6-Chloro-4-(1-chloroethyl)-3-ethoxy-2-(2-oxo-1,3-oxazolidin-5-yl)benzonitrile

[0857] To a mixture of 6-chloro-3-ethoxy-4-(1-hydroxyethyl)-2-(2-oxo-1,3-oxazolidin-5-yl)benzonitrile (58 mg, 0.19 mmol) (mixture of four diastereomers from step 4), *N,N*-dimethylformamide (36 μL) in methylene chloride (1 mL), thionyl chloride (40. μL, 0.56 mmol) was added and the mixture was stirred at room temperature for 20 minutes. The mixture was diluted with methylene chloride, washed with saturated sodium bicarbonate, water, brine, dried over sodium sulfate, filtered and concentrated to give the desired compound as a mixture of four diastereomers, 55 mg, 91%. LCMS calculated for $C_{14}H_{15}Cl_2N_2O_3$ (M+H)⁺: m/z = 329.0; found: 329.1.

Step 6. 4-[1-(4-Amino-3-methyl-1H-pyrazolo[3,4-*d*]pyrimidin-1-yl)ethyl]-6-chloro-3-ethoxy-2-(2-oxo-1,3-oxazolidin-5-yl)benzonitrile

[0858] Cesium Carbonate (0.11 g, 0.34 mmol) was added to a mixture of 3-methyl-1H-pyrazolo[3,4-*d*]pyrimidin-4-amine (30 mg, 0.20 mmol) (mixture of four diastereomers from step 5) in *N,N*-dimethylformamide (0.91 mL) and stirred for 10 minutes. To the mixture was added 6-chloro-4-(1-chloroethyl)-3-ethoxy-2-(2-oxo-1,3-oxazolidin-5-yl)benzonitrile (56 mg, 0.17 mmol) in *N,N*-dimethylformamide (1.0 mL) and the reaction was stirred at 90 °C for 1 hour. Purification by preparative LCMS (pH 10) using RP-HPLC (XBridge C18 column, eluting with a gradient of acetonitrile/water containing 0.1% ammonium hydroxide, at flow rate of 30 mL/min) gave the desired compounds as Peak 1 (racemic mixture of two

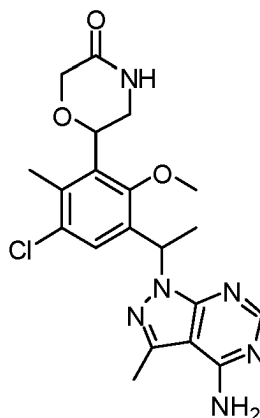
diastereomers) LCMS calculated for $C_{20}H_{21}ClN_7O_3$ ($M+H$)⁺: m/z = 442.1; found: 442.1. 1H NMR (400 MHz, $DMSO-d_6$): δ 8.17 (s, 1 H), 8.00 (br s, 1 H), 7.79 (s, 1 H), 6.25 (m, 1 H), 5.92 (m, 1 H), 3.90 (m, 3 H), 3.57 (m, 1 H), 2.58 (s, 3 H), 1.75 (m, 3 H), 1.40 (m, 3 H); Peak 2 (racemic mixture of 2 diastereomers):

LCMS calculated for $C_{20}H_{21}ClN_7O_3$ ($M+H$)⁺: m/z = 442.1; found: 442.1. 1H NMR (400 MHz, $DMSO-d_6$): δ 8.12 (s, 1 H), 8.00 (br s, 1 H), 7.71 (s, 1 H), 6.23 (m, 1 H), 5.96 (m, 1 H), 3.85 (m, 3 H), 3.58 (m, 1 H), 2.58 (s, 3 H), 1.75 (m, 3 H), 1.40 (m, 3 H).

[0859] Chiral purification of Peak 2 (racemic mixture of two diastereomers) on Phenomenex Lux Cellulose-1, 21.2 x 250 mm, 5 micron particle size at 18 mL/min using 20% ethanol in hexanes gave Peak 3 and Peak 4. Peak 3, retention time = 12.22 minutes (single enantiomer): LCMS calculated for $C_{20}H_{21}ClN_7O_3$ ($M+H$)⁺: m/z = 442.1; found: 442.1. 1H NMR (400 MHz, $DMSO-d_6$): δ 8.12 (s, 1 H), 7.98 (br s, 1 H), 7.71 (s, 1 H), 6.23 (m, 1 H), 5.96 (m, 1 H), 3.85 (m, 3 H), 3.58 (m, 1 H), 2.58 (s, 3 H), 1.75 (m, 3 H), 1.40 (m, 3 H). Peak 4, retention time = 16.25 minutes (single enantiomer). LCMS calculated for $C_{20}H_{21}ClN_7O_3$ ($M+H$)⁺: m/z = 442.1; found: 442.1. 1H NMR (400 MHz, $DMSO-d_6$): δ 8.12 (s, 1 H), 7.98 (br s, 1 H), 7.71 (s, 1 H), 6.23 (m, 1 H), 5.96 (m, 1 H), 3.85 (m, 3 H), 3.58 (m, 1 H), 2.58 (s, 3 H), 1.75 (m, 3 H), 1.40 (m, 3 H).

Example 324. 6-{3-[1-(4-Amino-3-methyl-1H-pyrazolo[3,4-d]pyrimidin-1-yl)ethyl]-5-chloro-2-methoxy-6-methylphenyl}morpholin-3-one

[0860]



Step 1. 1-(5-Chloro-2-methoxy-4-methyl-3-vinylphenyl)ethanone

[0861] A mixture of 1-(3-bromo-5-chloro-2-methoxy-4-methylphenyl)ethanone (2.6 g, 9.5 mmol), 4,4,5,5-tetramethyl-2-vinyl-1,3,2-dioxaborolane (1.9 mL, 11 mmol), [1,1'-bis(diphenylphosphino)ferrocene]dichloropalladium(II), complex with dichloromethane (1:1) (400 mg, 0.5 mmol) and potassium carbonate (4.0 g, 29 mmol) in 1,4-dioxane (60 mL), and water (30 mL). The resulting mixture was heated at 80 °C for 3 hours. The mixture was cooled to room temperature and extracted with ethyl acetate. Purification on a silica gel using ethyl acetate in hexanes (0-20%) gave the desired compound, 2.0 g, 94%. LCMS calculated for $C_{12}H_{14}ClO_2$ ($M+H$)⁺: m/z = 225.1; found: 225.1.

Step 2. *tert*-Butyl [2-(3-acetyl-5-chloro-2-methoxy-6-methylphenyl)-2-hydroxyethyl]carbamate

[0862] 0.2 M Osmium tetroxide in water (1 mL) was added to a solution of *tert*-butyl [(4-chlorobenzoyl)oxy]carbamate (2.0 g, 7.2 mmol) (Ref. Lawrence Harris, J. Org. Chem, 2011, 76, 358-372) in acetonitrile (22 mL) and stirred for 10 minutes. 1-(5-Chloro-2-methoxy-4-methyl-3-vinylphenyl)ethanone (1.1 g, 4.8 mmol) as a solution in acetonitrile (22 mL) was added to the carbamate solution followed by the addition of water (5 mL). The reaction was stirred for 3 hours at room temperature. The reaction was quenched with saturated 10 M dipotassium disulfite in water (25 mL) and stirred for 5 minutes. Water was added to the reaction and the mixture was extracted with ethyl acetate. The organic extracts were washed with saturated sodium bicarbonate solution, brine, dried over sodium sulfate and evaporated under reduced pressure. Purification on silica gel using ethyl acetate in hexane (0-100%) gave the desired compound as a racemic mixture, 1.2 g, 69%. LCMS calculated for $C_{17}H_{24}ClNO_5Na$ ($M+Na$)⁺: m/z = 380.1; found: 380.1. 1H NMR (500 MHz, $DMSO-d_6$): δ 7.48 (s, 1 H), 6.80 (m, 1 H), 5.50 (br s, 1 H), 5.20 (br s, 1 H), 3.83 (s, 3 H), 3.32 (m, 1 H), 3.22 (m, 1 H), 2.59 (s, 3 H), 2.55 (s, 3 H), 1.32 (s, 9 H). Chiral purification on ChiralPak AD-H, 20 x 250 mm (Chiral Technologies), 5 micron particle size, at flow rate of 18 mL/min

using 8% ethanol in hexanes gave the Peak 1 (single enantiomer) (retention time = 9.86 minutes) and Peak 2 (single enantiomer) (retention time = 11.47 minutes).

Step 3. *N*-[2-(3-Acetyl-5-chloro-2-methoxy-6-methylphenyl)-2-hydroxyethyl]-2-chloroacetamide

[0863] *tert*-Butyl [2-(3-acetyl-5-chloro-2-methoxy-6-methylphenyl)-2-hydroxyethyl]carbamate (170 mg, 0.47 mmol) (Peak 1 from step 2) was treated with 4.0 M hydrogen chloride in 1,4-dioxane (12 mL) for 15 minutes. The solvents were evaporated, methylene chloride (6 mL) and triethylamine (200 μ L, 1.4 mmol) were added and the mixture cooled to 0 °C. Chloroacetyl chloride (45 μ L, 0.56 mmol) was added slowly and was stirred for 10 minutes at 0 °C. The solvents were evaporated to dryness. Water was added and the mixture was extracted with ethyl acetate. The combined extracts were washed with brine, dried over sodium sulfate, and concentrated to give the crude residue as a single enantiomer. LCMS calculated for $C_{14}H_{17}Cl_2NO_4Na$ (M+Na)⁺: m/z = 356.1; found: 356.1.

Step 4. 6-(3-Acetyl-5-chloro-2-methoxy-6-methylphenyl)morpholin-3-one

[0864] To a solution of *N*-[2-(3-acetyl-5-chloro-2-methoxy-6-methylphenyl)-2-hydroxyethyl]-2-chloroacetamide (170 mg, 0.50 mmol) (single enantiomer from step 3) in tetrahydrofuran (4 mL) cooled at 0 °C, a mixture of sodium hydride (60% dispersion in mineral oil; 39 mg, 1.0 mmol) was added and stirred for 1 hour. The reaction was quenched with water and extracted with ethyl acetate. The combined extracts were washed with brine, dried over sodium sulfate, and concentrated to give the crude residue as a single enantiomer, 61 mg, 41%. LCMS calculated for $C_{14}H_{17}ClNO_4$ (M+H)⁺: m/z = 298.1; found: 298.1.

Step 5. 6-[3-Chloro-5-(1-hydroxyethyl)-6-methoxy-2-methylphenyl]morpholin-3-one

[0865] To a solution of 6-(3-acetyl-5-chloro-2-methoxy-6-methylphenyl)morpholin-3-one (27 mg, 0.090 mmol) (single enantiomer from step 4) in methanol (2 mL) was added sodium tetrahydroborate (6.8 mg, 0.18 mmol) at 0 °C and stirred for 1 hour. Purification by preparative LCMS (pH 10) gave the desired compound as a racemic mixture of two diastereomers, 20 mg, 76%. LCMS calculated for $C_{14}H_{17}ClNO_3$ (M-OH)⁺: m/z = 282.1; found: 282.1.

Step 6. 6-[3-Chloro-5-(1-chloroethyl)-6-methoxy-2-methylphenyl]morpholin-3-one

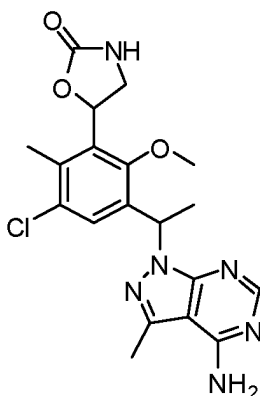
[0866] A mixture of thionyl chloride (15 μ L, 0.21 mmol) and *N,N*-dimethylformamide (10.0 μ L) was stirred at room temperature for 10 minutes. A solution of 6-[3-chloro-5-(1-hydroxyethyl)-6-methoxy-2-methylphenyl]morpholin-3-one (19.0 mg, 0.0634 mmol) (racemic mixture of two diastereomers from step 5) in methylene chloride (1.0 mL) was added and the mixture was stirred at room temperature overnight. The mixture was diluted with methylene chloride, washed with saturated sodium bicarbonate, water, brine, dried over sodium sulfate, filtered and concentrated to give the desired compound as a racemic mixture of two diastereomers, 19 mg, 94%. LCMS calculated for $C_{14}H_{17}ClNO_3$ (M-Cl)⁺: m/z = 282.1; found: 282.1.

Step 7. 6-{3-[1-(4-Amino-3-methyl-1*H*-pyrazolo[3,4-*d*]pyrimidin-1-yl)ethyl]-5-chloro-2-methoxy-6-methylphenyl}morpholin-3-one

[0867] A mix of 6-[3-chloro-5-(1-chloroethyl)-6-methoxy-2-methylphenyl]morpholin-3-one (19.0 mg, 0.0597 mmol) (racemic mixture of two diastereomers from step 6) 3-methyl-1*H*-pyrazolo[3,4-*d*]pyrimidin-4-amine (11 mg, 0.072 mmol), cesium carbonate (29 mg, 0.090 mmol) and potassium iodide (0.99 mg, 0.006 mmol) in *N,N*-dimethylformamide (0.19 mL) was heated at 140 °C for 1 hour. The mixture was diluted with ether, washed with water, concentrated and purified by preparative LCMS (pH 10) using RP-HPLC (XBridge C18 column, eluting with a gradient of acetonitrile/water containing 0.1% ammonium hydroxide, at flow rate of 30 mL/min) to give 2.5 mg, 10% of Peak 1 (single enantiomer, retention time 10.15 min): LCMS calculated for $C_{20}H_{24}ClN_6O_3$ (M+H)⁺: m/z = 431.2; found: 431.1, and 2.7 mg, 10% of Peak 2 (single enantiomer, retention time 10.76 min): LCMS calculated for $C_{20}H_{24}ClN_6O_3$ (M+H)⁺: m/z = 431.2; found: 431.1.

Reference Example 325. 5-{3-[1-(4-Amino-3-methyl-1*H*-pyrazolo[3,4-*d*]pyrimidin-1-yl)ethyl]-5-chloro-2-methoxy-6-methylphenyl}-1,3-oxazolidin-2-one

[0868]



Step 1. 5-(3-Acetyl-5-chloro-2-methoxy-6-methylphenyl)-1,3-oxazolidin-2-one

[0869] To a solution of *tert*-butyl [2-(3-acetyl-5-chloro-2-methoxy-6-methylphenyl)-2-hydroxyethyl]carbamate (140 mg, 0.40 mmol) (Peak 1, single enantiomer from step 2, Example 324) in tetrahydrofuran (2.5 mL), *N,N*-diisopropylethylamine (0.35 mL, 2.0 mmol) and *N,N*-carbonyldiimidazole (130 mg, 0.80 mmol). The reaction was refluxed at 70 °C for 10 minutes. The reaction was evaporated to dryness. Purification on silica gel using (0-50%) ethyl acetate in hexane gave the desired compound as a single enantiomer, 78 mg, 69%. LCMS calculated for C₁₃H₁₅ClNO₄ (M+H)⁺: m/z = 284.1; found: 284.1.

Step 2. 5-[3-Chloro-5-(1-hydroxyethyl)-6-methoxy-2-methylphenyl]-1,3-oxazolidin-2-one

[0870] To a solution of 5-(3-acetyl-5-chloro-2-methoxy-6-methylphenyl)-1,3-oxazolidin-2-one (21 mg, 0.072 mmol) (single enantiomer from step 1) in methanol (1 mL) was added sodium tetrahydroborate (5.5 mg, 0.14 mmol) at 0 °C. The mixture was stirred at 0 °C for 1 hour. It was diluted with methanol and purified on preparative LCMS using pH 10 buffer to give the desired compound as a racemic mixture of two diastereomers, 17 mg, 83%. LCMS calculated for C₁₃H₁₃ClNO₃ (M-OH)⁺: m/z = 268.1; found: 268.1.

Step 3. 5-[3-Chloro-5-(1-chloroethyl)-6-methoxy-2-methylphenyl]-1,3-oxazolidin-2-one

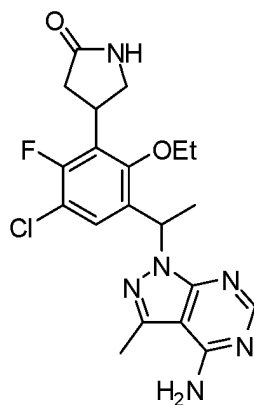
[0871] A mixture of cyanuric chloride (16 mg, 0.084 mmol) and *N,N*-dimethylformamide (15 µL) was stirred at room temperature for 10 minutes. A solution of 5-[3-chloro-5-(1-hydroxyethyl)-6-methoxy-2-methylphenyl]-1,3-oxazolidin-2-one (16 mg, 0.056 mmol) (racemic mixture of two diastereomers from step 2) in methylene chloride (0.3 mL) was added and the reaction was stirred at room temperature overnight. Thionyl chloride (12 µL, 0.17 mmol) was added and stirred for 10 min. The mixture was diluted with methylene chloride, washed with saturated sodium bicarbonate, water, brine, dried over sodium sulfate, filtered and concentrated to give the desired compound as a racemic mixture of two diastereomers, 17 mg, 100%. LCMS calculated for C₁₃H₁₆Cl₂NO₃ (M+H)⁺: m/z = 304.0; found: 304.1.

Step 4. 5-{3-[1-(4-amino-3-methyl-1H-pyrazolo[3,4-d]pyrimidin-1-yl)ethyl]-5-chloro-2-methoxy-6-methylphenyl}-1,3-oxazolidin-2-one

[0872] A mixture of 5-[3-chloro-5-(1-chloroethyl)-6-methoxy-2-methylphenyl]-1,3-oxazolidin-2-one (17 mg, 0.056 mmol) (racemic mixture of two diastereomers from step 3) 3-methyl-1H-pyrazolo[3,4-d]pyrimidin-4-amine (10 mg, 0.067 mmol), cesium carbonate (27 mg, 0.084 mmol) and potassium iodide (0.93 mg, 0.0056 mmol) in *N,N*-dimethylformamide (0.18 mL) was heated at 140 °C for 1 hour. The mixture was diluted with ether, washed with water, concentrated and purified by preparative LCMS (pH 10) to give the desired compound as a racemic mixture of two diastereomers, 2.2 mg, 9%; LCMS calculated for C₁₉H₂₂ClN₆O₃ (M+H)⁺: m/z = 417.1; found: 417.1.

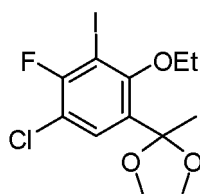
Examples 345-348. Diastereoisomers of 4-{3-[1-(4-amino-3-methyl-1H-pyrazolo[3,4-d]pyrimidin-1-yl)ethyl]-5-chloro-2-ethoxy-6-fluorophenyl}pyrrolidin-2-one

[0873]



Step 1. 1-(5-Chloro-2-ethoxy-3-iodo-4-methylphenyl)ethanol

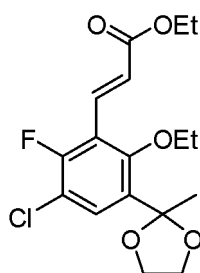
[0874]



[0875] A solution of 1-(5-chloro-2-ethoxy-4-fluoro-3-iodophenyl)ethanol (20.0 g, 58.4 mmol; Example 212, step 1) and 1,2-ethanediol (6.5 mL, 120 mmol) in toluene (190 mL) was treated with *p*-toluenesulfonic acid monohydrate (1.1 g, 5.8 mmol). The flask was fitted with a Dean-Stark trap that was filled with sieves, and refluxed for 3 h. The reaction mixture was cooled and added to ice cooled saturated sodium bicarbonate solution (250 mL) and extracted with ethyl acetate. The organic layer was washed with brine, dried over sodium sulfate, filtered, and concentrated to a crude orange oil. The crude material was purified by flash column chromatography using ethyl acetate in hexanes (0% - 20%) to give the desired product (22 g, 99%). LCMS for $C_{12}H_{14}ClFIO_3$ (M+H)⁺: m/z = 387.0; Found: 386.9.

Step 2. Ethyl (2E)-3-[3-chloro-6-ethoxy-2-fluoro-5-(2-methyl-1,3-dioxolan-2-yl)phenyl]acrylate

[0876]

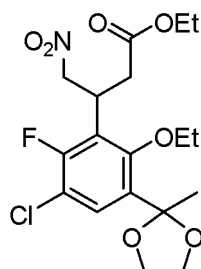


[0877] A mixture of 2-(5-chloro-2-ethoxy-4-fluoro-3-iodophenyl)-2-methyl-1,3-dioxolane (22 g, 58 mmol) (from Step 1), ethyl (2E)-3-(4,4,5,5-tetramethyl-1,3,2-dioxaborolan-2-yl)acrylate (16 mL, 70 mmol), and potassium carbonate (24 g, 170 mmol) in 1,4-dioxane (230 mL) and water (110 mL) was degassed with nitrogen for 10 min. The reaction mixture was treated with [1,1'-bis(diphenylphosphino)ferrocene]dichloropalladium(II) complex with dichloromethane (1:1) (2.4 g, 2.9 mmol), degassed with nitrogen for another 10 min, and heated at 80 °C for 2 h. The reaction mixture was filtered through Celite and washed with ethyl acetate (300 mL). The filtrate was poured into water (400 mL). The aqueous layer was separated and extracted with additional ethyl acetate (300 mL). The combined organic extracts were washed with brine, dried over sodium sulfate, filtered, and concentrated to a crude brown solid. The crude material was purified by flash column chromatography using ethyl acetate in hexanes (0% - 30%) to give the desired product (20 g, 96%). ¹H NMR (400 MHz, CDCl₃) δ 7.74 (d, *J* = 16.5 Hz, 1H), 7.56 (d, *J* = 8.6 Hz, 1H), 6.70 (dd, *J* = 16.5, 0.9 Hz, 1H), 4.26 (q, *J* = 7.1 Hz, 2H), 4.10 - 3.99 (m, 2H), 3.91 (q, *J* = 7.0 Hz, 2H), 3.87 - 3.76 (m, 2H), 1.73 (s, 3H), 1.44 (t, *J* = 7.0 Hz, 3H), 1.33 (t, *J* = 7.1 Hz, 3H). LCMS

for $C_{17}H_{21}ClFO_5$ (M+H)⁺: m/z = 359.1; Found: 359.1.

Step 3. *Ethyl 3-[3-chloro-6-ethoxy-2-fluoro-5-(2-methyl-1,3-dioxolan-2-yl)phenyl]-4-nitrobutanoate*

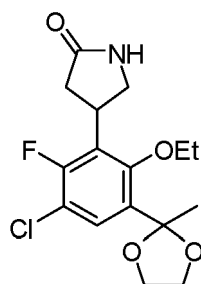
[0878]



[0879] A solution ethyl (2*E*)-3-[3-chloro-6-ethoxy-2-fluoro-5-(2-methyl-1,3-dioxolan-2-yl)phenyl]acrylate (10 g, 28 mmol) (from Step 2) in nitromethane (100 mL) was treated with 1,8-diazabicyclo[5.4.0]undec-7-ene (4.6 mL, 31 mmol) and stirred at 60 °C for 15 h. The reaction mixture was poured into water (400 mL) and extracted with ethyl acetate (2 x 300 mL). The combined organic extracts were washed with brine, dried over sodium sulfate, filtered, and concentrated to a crude orange oil. The crude material was purified by flash column chromatography using ethyl acetate in hexanes (0% - 30%) to give the desired product as a mixture of enantiomers (10.4 g, 89%). ¹H NMR (400 MHz, CDCl₃) δ 7.52 (d, *J* = 9.1 Hz, 1H), 4.82 (ddd, *J* = 12.5, 7.6, 1.4 Hz, 1H), 4.68 (dd, *J* = 12.5, 7.2 Hz, 1H), 4.54 - 4.40 (m, 1H), 4.15 - 3.90 (m, 6H), 3.89 - 3.75 (m, 2H), 2.85 (ddd, *J* = 16.0, 8.6, 1.4 Hz, 1H), 2.73 (dd, *J* = 16.1, 6.2 Hz, 1H), 1.70 (s, 3H), 1.47 (t, *J* = 7.0 Hz, 3H), 1.21 (t, *J* = 7.1 Hz, 3H). LCMS for $C_{18}H_{24}ClFNO_7$ (M+H)⁺: m/z = 420.1; Found: 420.1.

Step 4. *Enantiomers 4-[3-chloro-6-ethoxy-2-fluoro-5-(2-methyl-1,3-dioxolan-2-yl)phenyl]pyrrolidin-2-one*

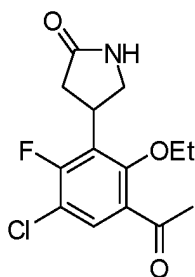
[0880]



[0881] A suspension of ethyl 3-[3-chloro-6-ethoxy-2-fluoro-5-(2-methyl-1,3-dioxolan-2-yl)phenyl]-4-nitrobutanoate (1.0 g, 2.4 mmol) (from Step 3) in ethanol (16 mL) was warmed to dissolve the solid. The solution was cooled back to ambient temperature, degassed with nitrogen, and treated with a slurry of 2800 Raney Nickel in water (1.5 mL). The reaction mixture was degassed again with nitrogen and hydrogenated with a balloon of hydrogen for 3 h. The reaction mixture was filtered through Celite and concentrated to give the intermediate amino ester (0.93 g, 100%). The intermediate amino ester was dissolved in toluene (12 mL) and heated at 110 °C for 12 h. The reaction mixture was cooled to ambient temperature, at which point a solid precipitated from solution. This mixture was cooled to 0 °C, stirred for 30 min, filtered, washed with cold toluene, and dried to give the desired product as a mixture of enantiomers (0.61 g, 75%). LCMS for $C_{16}H_{20}ClFNO_4$ (M+H)⁺: m/z = 344.1; Found: 344.1. The mixture of enantiomers was separated by chiral HPLC to give the individual enantiomers as peak 1 and peak 2 (RT = 5.39 min and 7.01 min, respectively; Phenomenex Lux Cellulose C-1, 21.2 x 250 mm, 5 micron particle size, eluting with 20% ethanol in hexanes at 18 mL/min).

Step 5. *Enantiomers of 4-(3-acetyl-5-chloro-2-ethoxy-6-fluorophenyl)pyrrolidin-2-one*

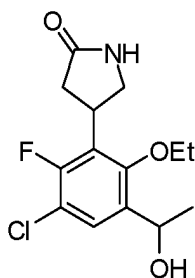
[0882]



[0883] The separated enantiomers from step 4 were each processed individually to the final compounds. A solution of 4-[3-chloro-6-ethoxy-2-fluoro-5-(2-methyl-1,3-dioxolan-2-yl)phenyl]pyrrolidin-2-one (1.7 g, 5.0 mmol) (from Step 4) in methanol (17 mL) was treated with 6.0 M hydrogen chloride in water (11 mL, 69 mmol) dropwise and stirred 20 °C for 30 min. The reaction mixture was added dropwise to ice cooled saturated sodium bicarbonate solution (75 ml) and extracted with ethyl acetate (2 x 100 ml). The combined organic extracts were washed with brine, dried over sodium sulfate, filtered, and concentrated to give the desired products [from peak 1 (1.5 g, 99%); from peak 2 (1.5 g, 99%)] that were used without further purification. From peak 1: ¹H NMR (400 MHz, DMSO-*d*₆) δ 7.84 (s, 1H), 7.70 (d, *J* = 8.6 Hz, 1H), 4.16 - 3.99 (m, 1H), 3.83 (q, *J* = 7.0 Hz, 2H), 3.65 - 3.54 (m, 1H), 3.30 - 3.23 (m, 1H), 2.55 (s, 3H), 2.33 (dd, *J* = 16.8, 8.4 Hz, 1H), 1.30 (t, *J* = 7.0 Hz, 3H). LCMS for C₁₄H₁₆ClFNO₃ (M+H)⁺: *m/z* = 300.1; Found: 300.0. From peak 2: ¹H NMR (400 MHz, DMSO-*d*₆) δ 7.84 (s, 1H), 7.70 (d, *J* = 8.6 Hz, 1H), 4.13 - 4.00 (m, 1H), 3.87 - 3.77 (m, 2H), 3.65 - 3.55 (m, 1H), 3.31 - 3.23 (m, 1H), 2.55 (s, 3H), 2.32 (ddd, *J* = 16.9, 8.4, 1.6 Hz, 1H), 1.30 (t, *J* = 7.0 Hz, 3H). LCMS for C₁₄H₁₆ClFNO₃ (M+H)⁺: *m/z* = 300.1; Found: 300.1.

Step 6. *Diastereoisomers of 4-[3-chloro-6-ethoxy-2-fluoro-5-(1-hydroxyethyl)phenyl]pyrrolidin-2-one*

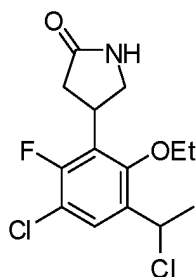
[0884]



[0885] The enantiomers from step 5 were each processed individually to the final products. A solution of 4-(3-acetyl-5-chloro-2-ethoxy-6-fluorophenyl)pyrrolidin-2-one (0.402 g, 1.34 mmol) (from Step 5) in anhydrous methanol (6.7 mL) under an atmosphere of nitrogen at 0 °C was treated with sodium tetrahydroborate (0.10 g, 2.7 mmol) and stirred at 0 °C for 30 min. The reaction mixture was quenched with water at 0 °C and poured into water (50 mL)/ethyl acetate (100 mL) while stirring. The mixture was warmed to ambient temperature and the aqueous layer was separated and extracted with additional ethyl acetate (50 mL). The combined organic extracts were washed with brine, dried over sodium sulfate, filtered, and concentrated to give white foams. The crude material were purified by flash column chromatography using acetonitrile (containing 7% methanol) in dichloromethane (0% - 100%) to give the desired products as mixtures of diastereoisomers [from peak 1 (0.40 g, 99%); from peak 2 (0.40 g, 99%)]. From peak 1: LCMS for C₁₄H₁₈ClFNO₃ (M+H)⁺: *m/z* = 302.1; Found: 302.0. From peak 2: LCMS for C₁₄H₁₈ClFNO₃ (M+H)⁺: *m/z* = 302.1; Found: 302.1.

Step 7. *Diastereoisomers of 4-[3-chloro-5-(1-chloroethyl)-6-ethoxy-2-fluorophenyl]pyrrolidin-2-one*

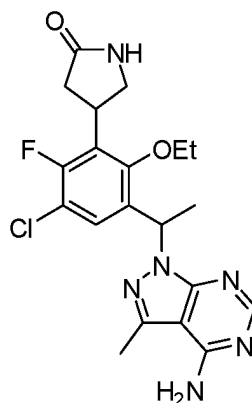
[0886]



[0887] The mixture of diastereoisomers from step 6 were each processed individually to the final products. A solution of 4-[3-chloro-6-ethoxy-2-fluoro-5-(1-hydroxyethyl)phenyl]pyrrolidin-2-one (0.41 g, 1.4 mmol) (from Step 6) in methylene chloride (12 mL) was treated with *N,N*-dimethylformamide (0.011 mL, 0.14 mmol) followed by thionyl chloride (0.21 mL, 2.9 mmol) dropwise and stirred at 20 °C for 30 min. The reaction mixture was added dropwise to ice cooled saturated sodium bicarbonate solution and extracted with dichloromethane. The organic layer was separated and washed with brine, dried over sodium sulfate, filtered, and concentrated to give the desired products [from peak 1 (0.38 g, 87%); from peak 2 (0.39 g, 89%)] along with 17-18% of the styrene that formed from chloride elimination. These mixtures were used without further purification. From peak 1: LCMS for $C_{14}H_{17}Cl_2FNO_2$ (M+H)⁺: m/z = 320.1; Found: 320.0. From peak 2: LCMS for $C_{14}H_{17}Cl_2FNO_2$ (M+H)⁺: m/z = 320.1; Found: 320.0.

Step 8. *Diastereoisomers of 4-{3-[1-(4-amino-3-methyl-1H-pyrazolo[3,4-d]pyrimidin-1-yl)ethyl]-5-chloro-2-ethoxy-6-fluorophenyl}pyrrolidin-2-one*

[0888]

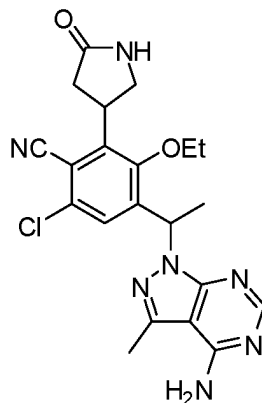


[0889] The mixture of diastereoisomers from step 7 were each processed individually to the final products. A mixture of 4-[3-chloro-5-(1-chloroethyl)-6-ethoxy-2-fluorophenyl]pyrrolidin-2-one (0.36 g, 1.1 mmol) (from Step 7), 3-methyl-1H-pyrazolo[3,4-d]pyrimidin-4-amine (0.19 g, 1.3 mmol), cesium carbonate (0.54 g, 1.7 mmol) and potassium iodide (18 mg, 0.11 mmol) in *N,N*-dimethylformamide (7.4 mL) was heated at 100 °C for 4.5 h. The reaction mixture was poured into water (30 mL) and extracted with ethyl acetate (3 x 50 mL) to give a mixture of diastereoisomer ((S)-4-(3-((S)-1-(4-amino-3-methyl-1H-pyrazolo[3,4-d]pyrimidin-1-yl)ethyl)-5-chloro-2-ethoxy-6-fluorophenyl)pyrrolidin-2-one; (R)-4-(3-((S)-1-(4-amino-3-methyl-1H-pyrazolo[3,4-d]pyrimidin-1-yl)ethyl)-5-chloro-2-ethoxy-6-fluorophenyl)pyrrolidin-2-one; (S)-4-(3-((R)-1-(4-amino-3-methyl-1H-pyrazolo[3,4-d]pyrimidin-1-yl)ethyl)-5-chloro-2-ethoxy-6-fluorophenyl)pyrrolidin-2-one; and (R)-4-(3-((R)-1-(4-amino-3-methyl-1H-pyrazolo[3,4-d]pyrimidin-1-yl)ethyl)-5-chloro-2-ethoxy-6-fluorophenyl)pyrrolidin-2-one). The mixture of diastereoisomers were purified by preparative LCMS (XBridge C18 column, eluting with a gradient of acetonitrile/water containing 0.1% ammonium hydroxide, at flow rate of 60 mL/min) to give the desired products [from peak 1 were isolated peak A (compound 345) (0.13 g, 54%) and peak B (compound 346) (0.11 g, 46%); from peak 2 were isolated peak A (compound 347) (0.15 g, 63%) and peak B (compound 348) (0.14 g, 55%)]. Compound 346: ¹H NMR (300 MHz, DMSO-*d*₆) δ 8.12 (s, 1H), 7.82 (s, 1H), 7.52 (d, *J* = 8.5 Hz, 1H), 7.30 (br s, 1H), 6.23 (q, *J* = 7.0 Hz, 1H), 4.05 - 3.90 (m, 1H), 3.88 - 3.78 (m, 2H), 3.63 - 3.53 (m, 1H), 3.29 - 3.20 (m, 1H), 2.54 (s, 3H), 2.38 - 2.21 (m, 1H), 1.70 (d, *J* = 7.1 Hz, 3H), 1.39 (t, *J* = 6.9 Hz, 3H). LCMS for $C_{20}H_{23}ClFN_6O_2$ (M+H)⁺: m/z = 433.2; Found: 433.1. Compound 347: ¹H NMR (500 MHz, DMSO-*d*₆) δ 8.12 (s, 1H), 7.77 (s, 1H), 7.53 (d, *J* = 8.5 Hz, 1H), 7.26 (br s, 2H), 6.24 (q, *J* = 7.0 Hz, 1H), 4.04 - 3.94 (m, 1H), 3.93 - 3.85 (m, 1H), 3.84 - 3.77 (m, 1H), 3.61 - 3.53 (m, 1H), 3.27 - 3.22 (m, 1H), 2.54 (s, 3H), 2.30 (dd, *J* = 18.1, 8.6 Hz, 1H), 1.71 (d, *J* = 7.1 Hz, 3H), 1.40 (t, *J* = 6.9 Hz, 3H). LCMS for $C_{20}H_{23}ClFN_6O_2$ (M+H)⁺: m/z

= 433.2; Found: 433.1.

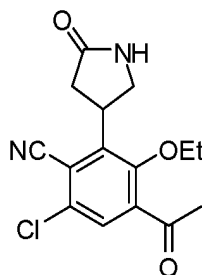
Examples 349-352. Diastereoisomers of 4-[1-(4-amino-3-methyl-1*H*-pyrazolo[3,4-*d*]pyrimidin-1-yl)ethyl]-6-chloro-3-ethoxy-2-(5-oxopyrrolidin-3-yl)benzonitrile

[0890]



Step 1. *Enantiomers of 4-acetyl-6-chloro-3-ethoxy-2-(5-oxopyrrolidin-3-yl)benzonitrile*

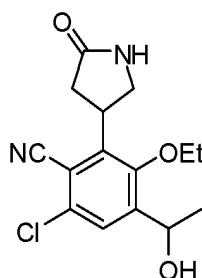
[0891]



[0892] A racemic mixture of 4-(3-acetyl-5-chloro-2-ethoxy-6-fluorophenyl)pyrrolidin-2-one (0.20 g, 0.67 mmol) (from Example 345, Step 5) and sodium cyanide (0.057 g, 1.2 mmol) in dimethyl sulfoxide (1.5 mL) was stirred at 80 °C for 3 h. The reaction mixture was poured into water (35 mL) and extracted with ethyl acetate (2 x 50 mL). The combined organic extracts were washed with brine, dried over sodium sulfate, filtered, and concentrated to give a crude residue. The crude material was purified by flash column chromatography using ether (containing 10% methanol) in hexanes (0% - 100%) to give the desired product (0.15 g, 71%) as a mixture of enantiomers. LCMS for $C_{15}H_{16}ClN_2O_3$ ($M+H$)⁺: m/z = 307.1; Found: 307.0. The mixture of enantiomers was separated by chiral HPLC to give the individual enantiomers as peak 1 and peak 2 (RT = 5.00 min and 10.4 min; Phenomenex Lux Cellulose C-2, 21.2 x 250 mm, 5 micron particle size, eluting with 60% ethanol in hexanes at 18 mL/min).

Step 2. *Diastereoisomers of 6-chloro-3-ethoxy-4-(1-hydroxyethyl)-2-(5-oxopyrrolidin-3-yl)benzonitrile*

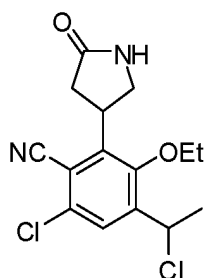
[0893]



[0894] The enantiomers from step 1 were each processed individually to the final products. A solution of 4-acetyl-6-chloro-3-ethoxy-2-(5-oxopyrrolidin-3-yl)benzonitrile (from peak 1: 0.83 g, 2.7 mmol; from peak 2: 0.86 g, 2.8 mmol) in anhydrous methanol (14 mL) under an atmosphere of nitrogen at 0 °C was treated with sodium tetrahydroborate (0.20 g, 5.4 mmol) and stirred at 0 °C for 30 min. The reaction mixture was quenched with water at 0 °C and poured into water (50 mL)/ethyl acetate (100 mL) while stirring. The mixture was warmed to ambient temperature and the aqueous layer was separated and extracted with additional ethyl acetate (50 mL). The combined organic extracts were washed with brine, dried over sodium sulfate, filtered, and concentrated to give the desired products as mixtures of diastereoisomers [from peak 1 (0.83 g, 99%); from peak 2 (0.87 g, 99%)]. From peak 1: LCMS for $C_{15}H_{18}ClN_2O_3$ ($M+H$)⁺: m/z = 309.1; Found: 309.1. From peak 2: LCMS for $C_{15}H_{18}ClN_2O_3$ ($M+H$)⁺: m/z = 309.1; Found: 309.1.

Step 3. *Diastereoisomers of 6-chloro-4-(1-chloroethyl)-3-ethoxy-2-(5-oxopyrrolidin-3-yl)benzonitrile*

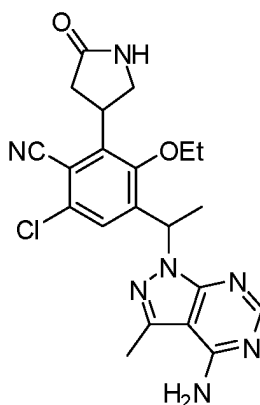
[0895]



[0896] The mixture of diastereoisomers from step 2 were each processed individually to the final products. A solution of 6-chloro-3-ethoxy-4-(1-hydroxyethyl)-2-(5-oxopyrrolidin-3-yl)benzonitrile (from peak 1: 0.83 g, 2.7 mmol; from peak 2: 0.87 g, 2.8 mmol) in methylene chloride (23 mL) was treated with *N,N*-dimethylformamide (0.021 mL, 0.27 mmol) followed by thionyl chloride (0.490 mL, 6.72 mmol) dropwise and stirred at 20 °C for 2 h. The reaction mixture was added dropwise to ice cooled saturated sodium bicarbonate solution and extracted with dichloromethane. The organic layer was separated and washed with brine, dried over sodium sulfate, filtered, and concentrated to give the desired products as mixtures of diastereoisomers [from peak 1 (0.85 g, 97%); from peak 2 (0.90 g, 98%)]. These mixtures were used without further purification. From peak 1: LCMS for $C_{15}H_{17}Cl_2N_2O_2$ ($M+H$)⁺: m/z = 327.1; Found: 327.1. From peak 2: LCMS for $C_{15}H_{17}Cl_2N_2O_2$ ($M+H$)⁺: m/z = 327.1; Found: 327.1.

Step 4. *Diastereoisomers of 4-[1-(4-amino-3-methyl-1H-pyrazolo[3, 4-d]pyrimidin-1-yl)ethyl]-6-chloro-3-ethoxy-2-(5-oxopyrrolidin-3-yl)benzonitrile*

[0897]



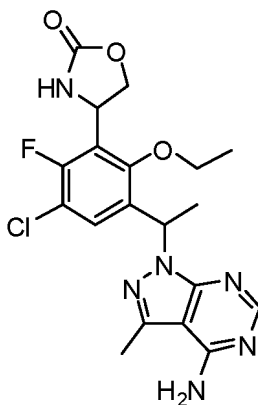
[0898] The mixture of diastereoisomers from step 3 were each processed individually. A mixture of 6-chloro-4-(1-chloroethyl)-3-ethoxy-2-(5-oxopyrrolidin-3-yl)benzonitrile (from peak 1: 0.85 g, 2.6 mmol; from peak 2: 0.89 g, 2.7 mmol), 3-methyl-1H-pyrazolo[3,4-d]pyrimidin-4-amine (0.46 g, 3.1 mmol), cesium carbonate (1.3 g, 3.9 mmol) and potassium iodide (43 mg, 0.26 mmol) in *N,N*-dimethylformamide (17 mL, 220 mmol) was heated at 90 °C for 3 h.

The reaction mixture was poured into water (100 mL)/ethyl acetate (100 mL) and filtered through Celite to remove black

solids. The aqueous layer was separated and extracted with ethyl acetate (2 x 100 mL). The combined organic extracts were washed with brine, dried over sodium sulfate, filtered, and concentrated to give white foams. The crude material were purified by flash column chromatography using methanol in dichloromethane (0% - 20%) to give the desired products as mixtures of diastereoisomers [from peak 1 (0.49 g, 43%); from peak 2 (0.53 g, 44%)]. Analytical chiral HPLC analysis of the diastereoisomers from peak 1 revealed a mixture of four peaks instead of the desired two due to epimerization. Analysis of the diastereoisomers from peak 2 also revealed four peaks. Both sets of mixtures were combined and purified via chiral HPLC to give four individual peaks (RT = 6.41 min, 8.13 min, 9.93 min, 14.4 min; Phenomenex Lux Cellulose C-2, 21.2 x 250 mm, 5 micron particle size, eluting with 60% ethanol in hexanes at 18 mL/min). The compounds of peak 1 (compound 351), peak 2 (compound 349), peak 3 (compound 352), and peak 4 (compound 350) were then tested in the assays of Example A3 and B2. Compound 349: ^1H NMR (500 MHz, DMSO- d_6) δ 8.12 (s, 1H), 7.88 (s, 1H), 7.58 (s, 1H), 7.30 (br s, 2H), 6.26 (q, J = 7.0 Hz, 1H), 4.32 - 4.20 (m, 1H), 4.00 - 3.91 (m, 1H), 3.90 - 3.81 (m, 1H), 3.65 - 3.59 (m, 1H), 3.49 - 3.42 (m, 1H), 2.55 (s, 3H), 1.74 (d, J = 7.0 Hz, 3H), 1.43 (t, J = 6.9 Hz, 3H). LCMS for $\text{C}_{21}\text{H}_{23}\text{ClN}_7\text{O}_2$ ($\text{M}+\text{H}^+$): m/z = 440.2; Found: 440.2. Compound 352: ^1H NMR (500 MHz, DMSO- d_6) δ 8.12 (s, 1H), 7.88 (s, 1H), 7.56 (s, 1H), 7.30 (br s, 2H), 6.26 (q, J = 7.0 Hz, 1H), 4.32 - 4.19 (m, 1H), 3.97 - 3.82 (m, 2H), 3.67 - 3.59 (m, 1H), 3.49 - 3.40 (m, 1H), 2.59 - 2.52 (m, 3H), 1.73 (d, J = 7.0 Hz, 3H), 1.42 (t, J = 6.9 Hz, 3H). LCMS for $\text{C}_{21}\text{H}_{23}\text{ClN}_7\text{O}_2$ ($\text{M}+\text{H}^+$): m/z = 440.2; Found: 440.2.

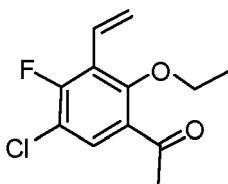
Examples 353 and 354. Diastereomers of 4-{3-[1-(4-amino-3-methyl-1H-pyrazolo[3,4-d]pyrimidin-1-yl)ethyl]-5-chloro-2-ethoxy-6-fluorophenyl}-1,3-oxazolidin-2-one

[0899]



Step 1: 1-(5-Chloro-2-ethoxy-4-fluoro-3-vinylphenyl)ethanone

[0900]



[0901] A mixture of 1-(5-chloro-2-ethoxy-4-fluoro-3-iodophenyl)ethanone (13.3 g, 38.8 mmol) (from Example 139, Step 1), 4,4,5,5-tetramethyl-2-vinyl-1,3,2-dioxaborolane (7.9 mL, 46 mmol), [1,1'-bis(diphenylphosphino)ferrocene]dichloropalladium(II), complex with dichloromethane (1:1) (1.0 g, 1.0 mmol) and potassium carbonate (16 g, 120 mmol) in 1,4-dioxane (200 mL) and water (100 mL) was heated at 80 °C for 2 hours. The mixture was cooled to rt and extracted with ethyl acetate. The extracts were washed with brine, dried over sodium sulfate, filtered and concentrated. Purification on silica gel using ethyl acetate in hexanes (0-30%) gave the desired compound, 7.0 g, 74%. LCMS calculated for $\text{C}_{12}\text{H}_{13}\text{ClFO}_2$ ($\text{M}+\text{H}^+$): m/z = 243.0; found: 243.1.

Step 2: 1-[5-Chloro-3-(1,2-dihydroxyethyl)-2-ethoxy-4-fluorophenyl]ethanone

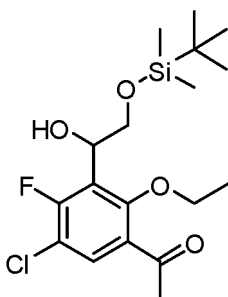
[0902]



[0903] AD-mix-alpha (5.8 g, 7.3 mmol) (Aldrich #392758) was stirred in *tert*-butyl alcohol (21 mL) with water (21 mL) for 15 minutes. 1-(5-chloro-2-ethoxy-4-fluoro-3-vinylphenyl)ethanone (1.0 g, 4.1 mmol) (from Step 1) was added and the suspension was stirred for 16 hours. Sodium sulfite (6.2 g, 49 mmol) was added and the suspension was stirred for 15 minutes. The reaction mixture was extracted with ethyl acetate. The extracts were washed with brine and dried over sodium sulfate, filtered and evaporated. Purification on silica gel using ethyl acetate in hexanes (0-80%) gave the desired compound as a racemic mixture, 900 mg, 80%. Chiral purification on Phenomenex Lux Cellulose C-2, 21.2 x 250 mm (Chiral Technologies), 5 micron particle size, at flow rate of 18 mL/min using 20% ethanol in hexanes gave peak 1 (single enantiomer) (retention time = 7.88 minutes) and peak 2 (single enantiomer) (retention time = 11 minutes); the desired enantiomer was peak 2. LCMS calculated for $C_{12}H_{13}ClFO_3$ (M-OH)⁺: m/z = 259.1; found: 259.1.

Step 3: 1-[3-(2-[[*tert*-Butyl(dimethyl)silyl]oxy]-1-hydroxyethyl)-5-chloro-2-ethoxy-4-fluorophenyl]ethanone

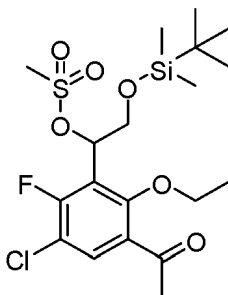
[0904]



[0905] 1-[5-Chloro-3-(1,2-dihydroxyethyl)-2-ethoxy-4-fluorophenyl]ethanone (700 mg, 2 mmol) (from Step 2, peak 2) was stirred in 1,2-dichloroethane (6 mL) with *N,N*-diisopropylethylamine (4.0 mL, 23 mmol) and a 1.0 M solution of *tert*-butyldimethylsilyl chloride in 1,2-dichloroethane (7.6 mL) was added. The mixture was heated to 80 °C for 3 hours and cooled to rt. Evaporation and purification on silica gel using ethyl acetate in hexanes (0-50%) gave the desired compound 800 mg, 80%. LCMS calculated for $C_{18}H_{28}ClFO_4SiNa$ (M+Na)⁺: m/z = 413.1; found: 413.1.

Step 4: 1-(3-Acetyl-5-chloro-2-ethoxy-6-fluorophenyl)-2-[[*tert*-butyl(dimethyl)silyl]oxy]ethyl methanesulfonate

[0906]

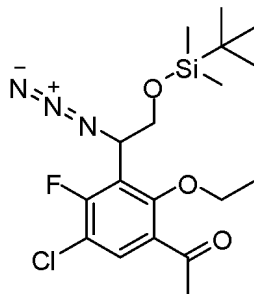


[0907] 1-[3-(2-[[*tert*-Butyl(dimethyl)silyl]oxy]-1-hydroxyethyl)-5-chloro-2-ethoxy-4-fluorophenyl]ethanone (700 mg, 2.0 mmol) (from Step 3) was stirred in 1,2-dichloroethane (15 mL) with triethylamine (2.0 mL, 14 mmol) and methanesulfonic anhydride (670 mg, 3.8 mmol) at rt for 1.5 hours. The mixture was poured into brine and extracted with dichloromethane. The extracts were dried over sodium sulfate, filtered and evaporated to give the desired compound

830 mg, 100%. LCMS calculated for $C_{18}H_{27}ClFO_3Si$ (M-OMs) $^+$: $m/z = 373.1$; found: 373.1.

Step 5: 1-[3-(1-Azido-2-[[*tert*-butyl(dimethyl)silyl]oxy]ethyl)-5-chloro-2-ethoxy-4-fluorophenyl]ethanone

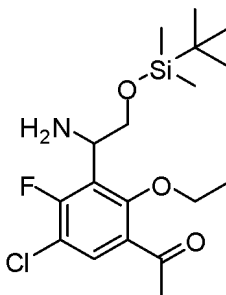
[0908]



[0909] 1-(3-Acetyl-5-chloro-2-ethoxy-6-fluorophenyl)-2-[[*tert*-butyl(dimethyl)silyl]oxy]ethyl methanesulfonate (0.83 g, 1.77 mmol) (from Step 4) was stirred in dimethyl sulfoxide (10 mL) and sodium azide (0.12 g, 1.8 mmol) was added. The mixture was heated to 50 °C for 1 hour and cooled to rt. The mixture was poured into brine and extracted with ethyl acetate. The extracts were dried over sodium sulfate, filtered and evaporated to give the desired compound 736 mg, 100%. LCMS calculated for $C_{18}H_{27}ClFN_3O_3SiNa$ (M+Na) $^+$: $m/z = 438.1$; found: 438.1.

Step 6: 1-[3-(1-Amino-2-[[*tert*-butyl(dimethyl)silyl]oxy]ethyl)-5-chloro-2-ethoxy-4-fluorophenyl]ethanone

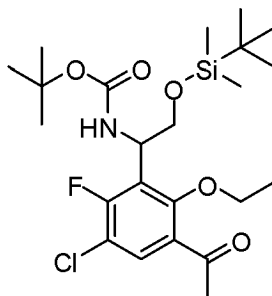
[0910]



[0911] 1-[3-(1-Azido-2-[[*tert*-butyl(dimethyl)silyl]oxy]ethyl)-5-chloro-2-ethoxy-4-fluorophenyl]ethanone (750 mg, 1.8 mmol) (from Step 5) was stirred in tetrahydrofuran (10 mL) with water (0.33 mL) and triphenylphosphine was added. The mixture was heated to 60 °C for 2 hours and cooled to rt. Brine was added and the mixture was extracted with ethyl acetate. The extracts were dried over sodium sulfate, filtered and evaporated to give the desired compound 700 mg, 100%. LCMS calculated for $C_{18}H_{30}ClFNO_3Si$ (M+H) $^+$: $m/z = 390.2$; found: 390.2.

Step 7: *tert*-Butyl (1-(3-acetyl-5-chloro-2-ethoxy-6-fluorophenyl)-2-[[*tert*-butyl(dimethyl)silyl]oxy]ethyl)carbamate

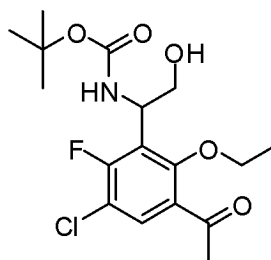
[0912]



[0913] 1-[3-(1-Amino-2-[[*tert*-butyl(dimethyl)silyl]oxy)ethyl)-5-chloro-2-ethoxy-4-fluorophenyl]ethanone (700 mg, 2.0 mmol) (from Step 6) was stirred in tetrahydrofuran (30 mL) with di-*tert*-butyldicarbonate (780 mg, 3.6 mmol) and *N,N*-diisopropylethylamine (0.94 mL, 5.4 mmol) was added. The mixture was stirred at rt for 30 minutes. Brine was added and the mixture was extracted with ethyl acetate. The extracts were dried over sodium sulfate, filtered and evaporated. Purification on silica gel using ethyl acetate in hexanes (0-30%) gave the desired compound 550 mg, 60 %. LCMS calculated for $C_{23}H_{37}ClFNO_5SiNa$ ($M+Na$)⁺: m/z = 512.2; found: 512.2.

Step 8: *tert*-Butyl [1-(3-acetyl-5-chloro-2-ethoxy-6-fluorophenyl)-2-hydroxyethyl]carbamate

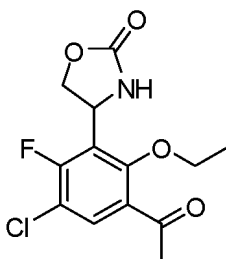
[0914]



[0915] *Tert*-Butyl (1-(3-acetyl-5-chloro-2-ethoxy-6-fluorophenyl)-2-[[*tert*-butyl(dimethyl)silyl]oxy]ethyl)carbamate (500 mg, 1.0 mmol) (from Step 7) was stirred in tetrahydrofuran (10 mL) and a 1.0 M solution of *tetra*-*n*-butylammonium fluoride in tetrahydrofuran (1.5 mL) was added. The mixture was stirred at rt for 30 minutes and evaporated. Purification on silica gel using ethyl acetate in hexanes (0-50%) gave the desired compound 238 mg, 60 %. LCMS calculated for $C_{17}H_{23}ClFNO_5Na$ ($M+Na$)⁺: m/z = 398.1; found: 398.1.

Step 9: 4-(3-Acetyl-5-chloro-2-ethoxy-6-fluorophenyl)-1,3-oxazolidin-2-one

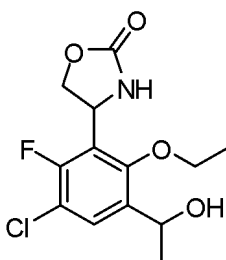
[0916]



[0917] *tert*-Butyl [1-(3-acetyl-5-chloro-2-ethoxy-6-fluorophenyl)-2-hydroxyethyl]carbamate (234 mg, 0.62 mmol) (from Step 8) was dissolved in 1,2-dichloroethane (12 mL) and a solution of 2.0 M phosgene in toluene (0.93 mL) was added. The mixture was heated to 80 °C for 1.5 hours. Evaporation and purification on silica gel using ethyl acetate in hexanes (0-85%) gave the desired compound, 175 mg, 93%. LCMS calculated for $C_{13}H_{14}ClFNO_4$ ($M+H$)⁺: m/z = 302.1; found: 302.1.

Step 10: 4-[3-chloro-6-ethoxy-2-fluoro-5-(1-hydroxyethyl)phenyl]-1,3-oxazolidin-2-one

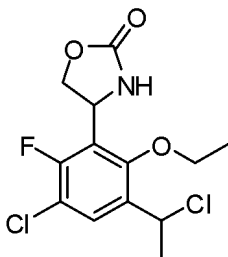
[0918]



[0919] 4-(3-Acetyl-5-chloro-2-ethoxy-6-fluorophenyl)-1,3-oxazolidin-2-one (175 mg, 0.58 mmol) was stirred in methanol (10 mL) at 0 °C and sodium tetrahydroborate (33 mg, 0.87 mmol) was added. The mixture was stirred at rt for 1 hour and evaporated. Water was added and the mixture was extracted with ethyl acetate. The extracts were washed with brine, dried over sodium sulfate, filtered and evaporated to give an approximate 1:1 mixture of diastereomers, 175 mg, 99%. LCMS calculated for $C_{13}H_{15}ClFNO_4Na$ (M+Na)⁺: m/z = 326.1; found: 326.1.

Step 11: 4-[3-chloro-5-(chloroethyl)-6-ethoxy-2-fluorophenyl]-1,3-oxazolidin-2-one

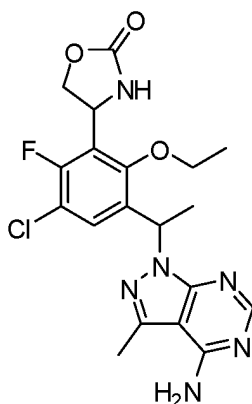
[0920]



[0921] 4-[3-chloro-6-ethoxy-2-fluoro-5-(1-hydroxyethyl)phenyl]-1,3-oxazolidin-2-one (150 mg, 0.49 mmol) (from Step 10) was stirred in dichloromethane (4 mL) with N,N-dimethylformamide (96 μ L) and thionyl chloride (110 μ L, 1.5 mmol) was added. The mixture was evaporated. Water was added and the mixture was extracted with ethyl acetate. The extracts were washed with brine, dried over sodium sulfate, filtered and evaporated to give the desired compound, 159 mg, 100%.

Step 12: 4-{3-[1-(4-amino-3-methyl-1H-pyrazolo[3,4-d]pyrimidin-1-yl)ethyl]-5-chloro-2-ethoxy-6-fluorophenyl}-1,3-oxazolidin-2-one

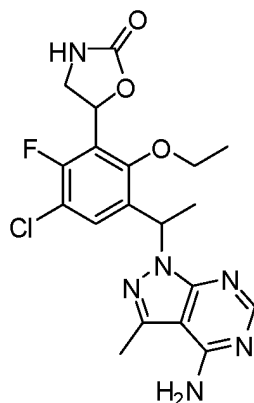
[0922]



[0923] 4-[3-chloro-5-(chloroethyl)-6-ethoxy-2-fluorophenyl]-1,3-oxazolidin-2-one (160 mg, 0.50 mmol) (from Step 11) was stirred in N,N-dimethylformamide (21 mL) with cesium carbonate (324 mg, 0.99 mmol) and 3-methyl-1H-pyrazolo[3,4-d]pyrimidin-4-amine (89 mg, 0.60 mmol) was added. The mixture was heated to 80 °C for 1.5 hours and cooled to rt. The mixture was diluted with water and extracted with ethyl acetate. The extracts were washed with brine, dried over sodium sulfate, filtered and evaporated. Purification by preparative LCMS (pH 10) using RP-HPLC (XBridge C 18 column, eluting with a gradient of acetonitrile/water containing 0.1% ammonium hydroxide, at flow rate of 30 mL/min) separated the two diastereomers (peak 1 [compound 353] Rt = 4.9 min. and peak 2 [compound 354] Rt = 5.6 min.); providing compound 354 as the desired single enantiomer, 28 mg, 13%. peak 2: LCMS calculated for $C_{19}H_{21}ClFN_6O_3$ (M+H)⁺: m/z = 435.1; found: 435.1. ¹H NMR (300 MHz, CD₃OD): δ 8.15 (s, 1 H), 7.62 (m, 1 H), 6.31 (m, 1 H), 5.39 (m, 1 H), 4.79 (m, 1 H), 4.40 (m, 1 H), 3.95 (m, 1 H), 3.80 (m, 1 H), 2.60 (s, 3 H), 1.80 (m, 3 H), 1.40 (m, 3 H).

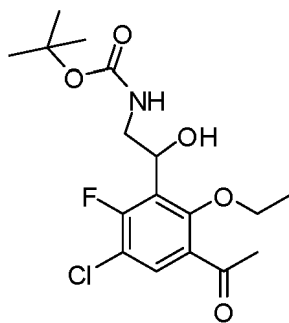
Reference Examples 355-358. Diastereomers of 5-{3-[1-(4-amino-3-methyl-1*H*-pyrazolo[3,4-*d*]pyrimidin-1-yl)ethyl]-5-chloro-2-ethoxy-6-fluorophenyl}-1,3-oxazolidin-2-one

[0924]



Step 1: *tert*-Butyl [2-(3-acetyl-5-chloro-2-ethoxy-6-fluorophenyl)-2-hydroxyethyl]carbamate

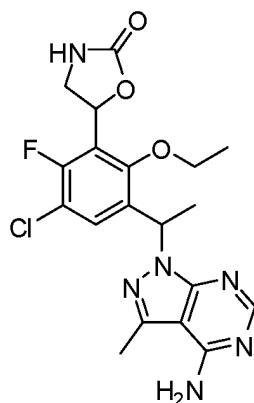
[0925]



[0926] 0.2 M Osmium tetroxide in water (10 mL) was added to a solution of *tert*-butyl [(4-chlorobenzoyl)oxy]carbamate (Lawrence Harris, J. Org.Chem, 2011, 76, 358-372). (19 g, 70 mmol) in acetonitrile (210 mL) and stirred for 10 minutes. 1-(5-chloro-2-ethoxy-4-fluoro-3-vinylphenyl)ethanone (11.2 g, 46 mmol) (from Example 353, Step 1) as a solution in acetonitrile (210 mL) was added to the carbamate solution followed by the addition of water (50 mL) and the reaction was stirred for 3 hours at room temperature. The reaction was quenched with saturated 10 M dipotassium disulfite in water (240 mL) and stirred for 5 minutes. Water was added and the reaction mixture was extracted with ethyl acetate. The extracts were washed with saturated sodium bicarbonate solution, brine and dried over sodium sulfate, filtered and evaporated. Purification on silica gel using ethyl acetate in hexanes (0-100%) gave the desired compound as a racemic mixture, 16.6 g, 95%. LCMS calculated for $C_{17}H_{23}ClFNO_5Na$ ($M+Na$)⁺: m/z = 398.1; found: 398.0.

Step 2: 5-{3-[1-(4-amino-3-methyl-1*H*-pyrazolo[3,4-*d*]pyrimidin-1-yl)ethyl]-5-chloro-2-ethoxy-6-fluorophenyl}-1,3-oxazolidin-2-one

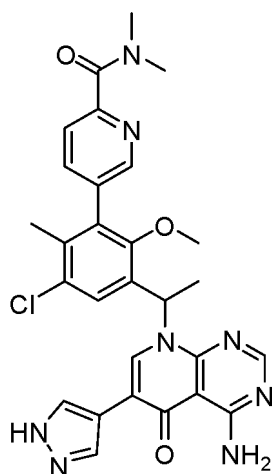
[0927]



[0928] The desired single enantiomer (peak 3) was prepared using the same procedure as Example 353 (steps 8-12), except that the intermediate from step 1 in this example was racemic and thus the final separation of the four diastereomers occurred in step 12. Chiral purification on Phenomenex Lux Cellulose C-4, 21 x 250 mm (Chiral Technologies), 5 micron particle size, at flow rate of 18 mL/min using 30% ethanol in hexanes gave the peak 1: compound 355 (single enantiomer) (retention time = 12.7 minutes), peak 2: compound 356 (single enantiomer) (retention time = 14.2 minutes), peak 3: compound 357 (single enantiomer) (retention time = 20.3 minutes), and peak 4: compound 358 (single enantiomer) (retention time = 28.9 minutes); the most active enantiomer was peak 3. LCMS calculated for $C_{19}H_{21}ClFN_6O_3$ ($M+H$)⁺: m/z = 435.1; found: 435.1. ¹H NMR (500 MHz, DMSO-*d*₆): δ 8.15 (s, 1 H), 7.81 (s, 1 H), 7.71 (d, 1 H), 7.26 (bs, 1 H), 6.23 (m, 1 H), 5.84 (t, 1 H), 3.92 (m, 1 H), 3.83 (m, 1 H), 2.52 (s, 3 H), 1.75 (d, 3 H), 1.40 (m, 3 H).

Reference Example 359. 5-(3-{1-[4-Amino-5-oxo-6-(1*H*-pyrazol-4-yl)pyrido[2,3-*d*]pyrimidin-8(5*H*)-yl]ethyl}-5-chloro-2-methoxy-6-methylphenyl)-*N,N*-dimethylpyridine-2-carboxamide

[0929]

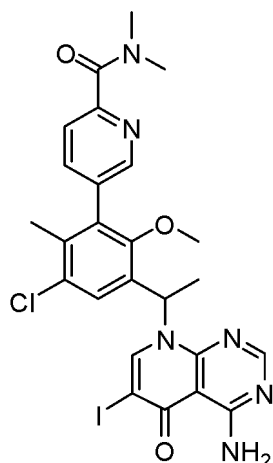


*Step 1. 4-Amino-6-iodopyrido[2,3-*d*]pyrimidin-5(8*H*)-one*

[0930] To a suspension of 4-aminopyrido[2,3-*d*]pyrimidin-5(8*H*)-one (from VWR, 0.48 g, 3.0 mmol) in DMF (8 mL) was added *N*-iodosuccinimide (0.80 g, 3.6 mmol). The resulting mixture was stirred at ambient temperature overnight. The reaction mixture was filtered and washed with ethyl acetate to give the desired product as yellow solid (0.81 g, 95%). LCMS calculated for $C_7H_6IN_4O$ ($M+H$)⁺: m/z = 289.0; Found: 289.0.

*Step 2. 5-(3-{1-[4-Amino-6-iodo-5-oxopyrido[2,3-*d*]pyrimidin-8(5*H*)-yl]ethyl}-5-chloro-2-methoxy-6-methylphenyl)-*N,N*-dimethylpyridine-2-carboxamide*

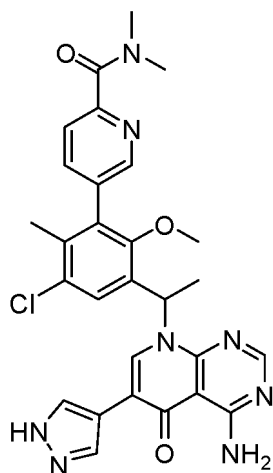
[0931]



[0932] To a mixture of 4-amino-6-iodopyrido[2,3-d]pyrimidin-5(8H)-one (255 mg, 0.885 mmol), cesium carbonate (0.43g, 1.3 mmol) and potassium iodide (14.7 mg, 0.0885 mmol) in DMF (9.4 mL) was added 5-[3-chloro-5-(1-chloroethyl)-6-methoxy-2-methylphenyl]-N,N-dimethylpyridine-2-carboxamide (325 mg, 0.885 mmol) (from example 25 step 1) and the mixture was stirred at 140 °C for 1 h. The mixture was diluted with methanol and purified on RP-HPLC (XBridge C18 column, eluting with a gradient of acetonitrile/water containing 0.1% ammonium hydroxide, at flow rate of 30 mL/min) to give the desired compound (221 mg, 40%). LCMS calculated for $C_{25}H_{25}ClIN_6O_3$ (M+H)⁺: m/z = 619.1; Found: 619.0.

Step 3. 5-(3-{1-[4-Amino-5-oxo-6-(1H-pyrazol-4-yl)pyrido[2,3-d]pyrimidin-8(5H)-yl]ethyl}-5-chloro-2-methoxy-6-methylphenyl)-N,N-dimethylpyridine-2-carboxamide

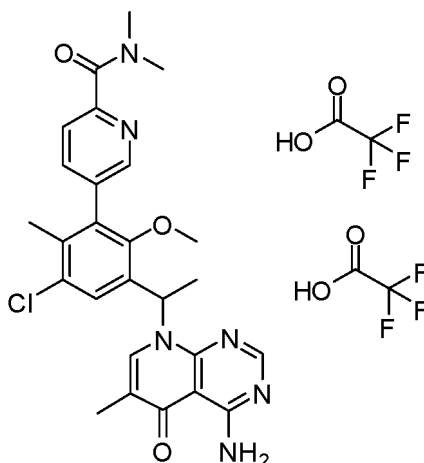
[0933]



[0934] A mixture of 5-[3-[1-(4-amino-6-iodo-5-oxopyrido[2,3-d]pyrimidin-8(5H)-yl)ethyl]-5-chloro-2-methoxy-6-methylphenyl]-N,N-dimethylpyridine-2-carboxamide (10.3 mg, 0.0166 mmol), 4-(4,4,5,5-tetramethyl-1,3,2-dioxaborolan-2-yl)-1H-pyrazole (3.5 mg, 0.018 mmol), sodium carbonate (3.5 mg, 0.033 mmol) and [1,1'-bis(diphenylphosphino)ferrocene]-dichloropalladium(II), complex with dichloromethane (1:1) (1.6 mg, 0.0020 mmol) in acetonitrile (0.1 mL)/water (0.03 mL) was degassed with N₂ and the stirred at 90 °C for 2.0 h. The mixture was diluted with methanol and purified on RP-HPLC (XBridge C18 column, eluting with a gradient of acetonitrile/water containing 0.1% ammonium hydroxide, at flow rate of 30 mL/min) to give the desired product (2.7 mg, 30%). LCMS calculated for $C_{28}H_{28}ClN_8O_3$ (M+H)⁺: m/z = 559.2; Found: 559.2.

Reference Example 360. 5-[3-[1-(4-Amino-6-methyl-5-oxopyrido[2,3-d]pyrimidin-8(5H)-yl)ethyl]-5-chloro-2-methoxy-6-methylphenyl]-N,N-dimethylpyridine-2-carboxamide bis(trifluoroacetate)

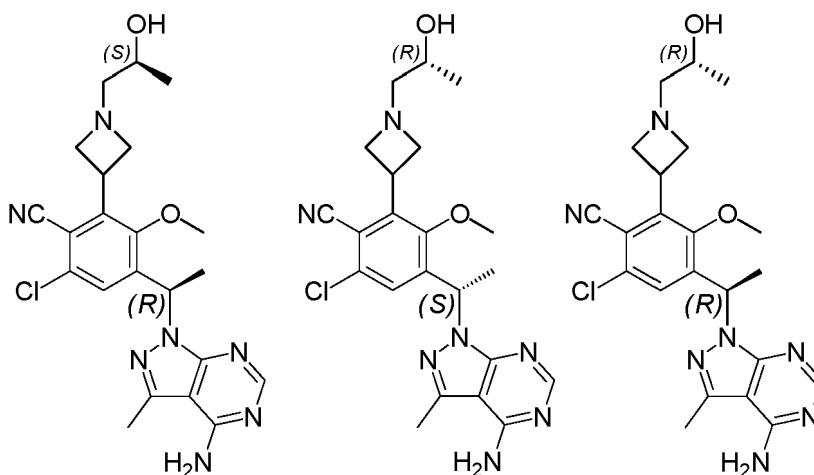
[0935]



[09336] To a microwave vial was charged with 5-{3-[1-(4-amino-6-iodo-5-oxopyrido[2,3-d]pyrimidin-8(5H)-yl)ethyl]-5-chloro-2-methoxy-6-methylphenyl}-*N,N*-dimethylpyridine-2-carboxamide (24.0 mg, 0.0388 mmol), potassium trifluoro(methyl)borate (9.4 mg, 0.078 mmol), palladium acetate (2.1 mg, 0.0094 mmol), dicyclohexyl(2',6'-diisopropoxybiphenyl-2-yl)phosphine (8.7 mg, 0.019 mmol) and cesium carbonate (38 mg, 0.12 mmol) in toluene (0.5 mL) and water (0.06 mL). The reaction vial was evacuated under high vacuum and backfilled with N_2 . The reaction mixture was heated at 100 °C overnight. The mixture was diluted with methanol, filtered and purified on RP-HPLC (XBridge C18 column, eluting with a gradient of acetonitrile/water containing 0.05% trifluoroacetic acid, at flow rate of 30 mL/min) to give the desired product as bis-TFA salt (3.0 mg, 15%). LCMS calculated for $C_{26}H_{28}ClN_6O_3$ ($M+H$)⁺: m/z = 507.2; Found: 507.0.

Reference Examples 361-363. Diastereomers of 4-(1-(4-amino-3-methyl-1H-pyrazolo[3,4-d]pyrimidin-1-yl)ethyl)-6-chloro-2-(1-(2-hydroxypropyl)azetidin-3-yl)-3-methoxybenzonitrile

[09337] Based on the stereochemistry of Example 269, the stereochemistry of each diastereomer is believed to be 4-((*R*)-1-(4-amino-3-methyl-1H-pyrazolo[3,4-d]pyrimidin-1-yl)ethyl)-6-chloro-2-(1-((*S*)-2-hydroxypropyl)azetidin-3-yl)-3-methoxybenzonitrile (Example 361), 4-((*S*)-1-(4-amino-3-methyl-1H-pyrazolo[3,4-d]pyrimidin-1-yl)ethyl)-6-chloro-2-(1-((*R*)-2-hydroxypropyl)azetidin-3-yl)-3-methoxybenzonitrile (Example 362), and 4-((*R*)-1-(4-amino-3-methyl-1H-pyrazolo[3,4-d]pyrimidin-1-yl)ethyl)-6-chloro-2-(1-((*R*)-2-hydroxypropyl)azetidin-3-yl)-3-methoxybenzonitrile (Example 363) (structures shown below)



Synthesis of Example 361:

[09338] To (*R*)-4-(1-(4-amino-3-methyl-1H-pyrazolo[3,4-d]pyrimidin-1-yl)ethyl)-2-(azetidin-3-yl)-6-chloro-3-methoxybenzonitrile (6.00 g, 14.3 mmol) was added methanol (72 mL). To the resulting suspension was added (*S*)-(-)-methyloxirane (2.01 mL, 28.6 mmol) at room temperature and the mixture was stirred at room temperature for 19 h. Additional (*S*)-(-)-methyloxirane (0.50 mL, 7.2 mmol) was added and the stirring was continued for an additional hour. To the reaction mixture was added water (280 mL) and the cloudy solution was stirred. The mixture was extracted with methylene chloride

(300 mL x 4). The organic layer was combined and washed with brine (50 mL) and concentrated. The crude product was purified by silica column chromatography eluted with MeOH (contained about 0.5% ammonium hydroxide) in methylene chloride. The fractions contained product were collected and evaporated to dryness. This residue was further purified by preparative HPLC to give the title compound. A sample of the title compound was analyzed by NMR spectroscopy and mass spectrometry and gave the following data. ¹H NMR (500 MHz, DMSO) δ 8.11 (s, 1H), 7.47 (s, 1H), 7.30 (br s, 2H), 6.24 (q, J = 7.0 Hz, 1H), 4.32 (br s, 1H), 4.07 (m, 1H), 3.94 (m, 2H), 3.65 (s, 3H), 3.59 (m, 1H), 3.08 (m, 2H), 2.56 (s, 3H), 2.38 - 2.19 (m, 2H), 1.73 (d, J = 7.1 Hz, 3H), 1.00 (d, J = 6.2 Hz, 3H) ppm. LCMS for C₂₂H₂₇ClN₇O₂ (M+H)⁺: m/z = 456.2; found: 456.2.

Synthesis of Example 362:

[0939] To (S)-4-(1-(4-amino-3-methyl-1H-pyrazolo[3,4-d]pyrimidin-1-yl)ethyl)-2-(azetidin-3-yl)-6-chloro-3-methoxybenzonitrile (293.0 mg, 0.73 mmol) was added methanol (3.7 mL). To the resulting suspension was added (R)-(+)-methyloxirane 103 μ L, 1.46 mmol) at room temperature and the mixture was stirred at room temperature for 19 h. Additional (R)-(+)-methyloxirane (51.3 μ L, 0.73 mmol) was added and the stirring was continued for additional 2.5 hours. To the reaction mixture was added water (14 mL) and the cloudy solution was stirred. The mixture was extracted with methylene chloride (4 x 16 mL). The organic layer was combined and washed with brine (50 mL) and concentrated. The crude product was purified by silica column chromatography, eluted with MeOH (contained about 0.5% ammonium hydroxide) in methylene chloride. The fractions contained product were collected and evaporated to dryness. This residue was further purified by preparative HPLC to give the title compound. A sample of the title compound was analyzed by NMR spectroscopy and mass spectrometry and gave the following data. ¹H NMR (500 MHz, DMSO) δ 8.11 (s, 1H), 7.47 (s, 1H), 7.30 (br s, 2H), 6.24 (q, J = 7.0 Hz, 1H), 4.37 (br s, 1H), 4.09 (m, 2H), 3.93 (m, 2H), 3.65 (s, 3H), 3.59 (m, 1H), 3.12 (m, 2H), 2.56 (s, 3H), 2.39 - 2.26 (m, 2H), 1.73 (d, J = 7.1 Hz, 3H), 1.00 (d, J = 6.2 Hz, 3H) ppm. LCMS for C₂₂H₂₇ClN₇O₂ (M+H)⁺: m/z = 456.2; found: 456.2.

Synthesis of Example 363:

[0940] To (R)-4-(1-(4-amino-3-methyl-1H-pyrazolo[3,4-d]pyrimidin-1-yl)ethyl)-2-(azetidin-3-yl)-6-chloro-3-methoxybenzonitrile (6.0 g, 14.3 mmol) was added methanol (72 mL). To the resulting suspension was added (R)-(+)-methyloxirane (2.01 mL, 28.6 mmol) at room temperature and the mixture was stirred at room temperature for 18 h. To the reaction mixture was added water (280 mL) and the cloudy solution was stirred. The mixture was extracted with methylene chloride (300 mL x 4). The organic layer was combined and washed with brine (50 mL) and concentrated. The crude product was purified by silica column chromatography, eluted with MeOH (contained about 0.5% ammonium hydroxide) in methylene chloride. The fractions contained product were collected and evaporated to dryness. This residue was further purified by preparative HPLC to give the title compound. A sample of the title compound was analyzed by NMR spectroscopy and mass spectrometry and gave the following data. ¹H NMR (500 MHz, DMSO) δ 8.11 (s, 1H), 7.46 (s, 1H), 7.29 (br s, 2H), 6.24 (q, J = 7.0 Hz, 1H), 4.31 (d, J = 4.2 Hz, 1H), 4.11 - 4.00 (m, 1H), 3.98 - 3.90 (m, 1H), 3.65 (s, 3H), 3.61 - 3.53 (m, 2H), 3.07 (m, 2H), 2.56 (s, 3H), 2.28 (d, J = 5.9 Hz, 2H), 1.73 (d, J = 7.1 Hz, 3H), 1.00 (d, J = 6.2 Hz, 3H) ppm.

[0941] Three HPLC methods were developed to separate the stereoisomers from the compound of Example 269. Method A was developed to separate the diastereomer Example 361 from Example 269. The retention times of Example 361 from Example 269 are 15.7 min and 11.5 min respectively. Chromatographic conditions are described in Table B1.

Table B1

Column	Phenomenex Cellulose 3 (250 mm, 4.6 mm, 5 micron)
Mobile Phase	89.9% hexane/ 10% ethanol/ 0.1% diethylamine (pre-mixed)
Flow Rate	1 mL/ min
Run Time	30 min
Detection Wavelength	247 nm
Quantitation	Peak area ratio

Method B was developed to separate the diastereomer Example 362 from Example 269. The retention times of Example 362 from Example 269 are 26.4 min and 21.7 min respectively. Chromatographic conditions are described in Table B2.

Table B2

Column	Phenomenex Cellulose 4 (250 mm, 4.6 mm, 5 micron)
Mobile Phase	84.9% hexane/ 15% ethanol/ 0.1% diethylamine (pre-mixed)
Flow Rate	1 mL/ min
Run Time	40 min
Detection Wavelength	247 nm
Quantitation	Peak area ratio

Method C was developed to separate the three stereoisomers Example 361, Example 362 and Example 363 from Example 269. The stereoisomers Example 361, Example 362 and Example 363 elute at retention time 12.9 min as a broad band while Example 269 elutes at retention time 14.3 min. An estimation of the level of the enantiomer, Example 363 can be made by a combination of data from Methods A, B, and C. Chromatographic conditions are described in Table B3.

Table B3

Column	Phenomenex Cellulose 1 (250 mm, 4.6 mm, 5 micron)
Mobile Phase	88% hexanes, 12% ethanol (contains 0.1% diethylamine)
Flow Rate	1 mL/ min
Run Time	25 min
Detection Wavelength	247 nm
Quantitation	Peak area ratio

Example A1: PI3K Enzyme Assay

[0942] PI3-Kinase luminescent assay kit including lipid kinase substrate, D-myo-phosphatidylinositol 4,5-bisphosphate (PtdIns(4,5)P₂)D (+)-sn-1,2-di-O-octanoylglycerol, 3-O-phospho linked (PIP₂), biotinylated 1(1,3,4,5)P₄, PI(3,4,5)P₃ Detector Protein is purchased from Echelon Biosciences (Salt Lake City, UT). AlphaScreen™ GST Detection Kit including donor and acceptor beads was purchased from PerkinElmer Life Sciences (Waltham, MA). PI3Kδ (p110δ /p85α) is purchased from Millipore (Bedford, MA). ATP, MgCl₂, DTT, EDTA, HEPES and CHAPS are purchased from Sigma-Aldrich (St. Louis, MO).

AlphaScreen™ Assay for PI3Kδ

[0943] The kinase reaction are conducted in 384-well REMP plate from Thermo Fisher Scientific in a final volume of 40 μL. Inhibitors are first diluted serially in DMSO and added to the plate wells before the addition of other reaction components. The final concentration of DMSO in the assay is 2%. The PI3K assays are carried out at room temperature in 50 mM HEPES, pH 7.4, 5mM MgCl₂, 50 mM NaCl, 5mM DTT and CHAPS 0.04%. Reactions are initiated by the addition of ATP, the final reaction mixture consisted of 20 μM PIP₂, 20 μM ATP, 1.2nM PI3Kδ are incubated for 20 minutes. 10 μL of reaction mixture are then transferred to 5 μL 50nM biotinylated 1(1,3,4,5)P₄ in quench buffer: 50 mM HEPES pH 7.4, 150 mM NaCl, 10 mM EDTA, 5 mM DTT, 0.1% Tween-20, followed with the addition of 10 μL AlphaScreen™ donor and acceptor beads suspended in quench buffer containing 25nM PI(3,4,5)P₃ detector protein. The final concentration of both donor and acceptor beads is 20 mg/ml. After plate sealing, the plate are incubated in a dark location at room temperature for 2 hours. The activity of the product is determined on Fusion-alpha microplate reader (Perkin-Elmer). IC₅₀ determination is performed by fitting the curve of percent control activity versus the log of the inhibitor concentration using the GraphPad Prism 3.0 software.

Example A2: PI3K Enzyme Assay

[0944] Materials: Lipid kinase substrate, phosphoinositol-4,5-bisphosphate (PIP₂), are purchased from Echelon Biosciences (Salt Lake City, UT). PI3K isoforms α, β, δ and γ are purchased from Millipore (Bedford, MA). ATP, MgCl₂, DTT, EDTA, MOPS and CHAPS are purchased from Sigma-Aldrich (St. Louis, MO).

[0945] The kinase reaction are conducted in clear-bottom 96-well plate from Thermo Fisher Scientific in a final volume of

24 μ L. Inhibitors are first diluted serially in DMSO and added to the plate wells before the addition of other reaction components. The final concentration of DMSO in the assay is 0.5%. The PI3K assays are carried out at room temperature in 20 mM MOPS, pH 6.7, 10 mM $MgCl_2$, 5 mM DTT and CHAPS 0.03%. The reaction mixture is prepared containing 50 μ M PIP2, kinase and varying concentration of inhibitors. Reactions are initiated by the addition of ATP containing 2.2 μ Ci $[\gamma\text{-}^{33}\text{P}]\text{ATP}$ to a final concentration of 1000 μ M. The final concentration of PI3K isoforms α , β , δ and γ in the assay were 1.3, 9.4, 2.9 and 10.8 nM, respectively. Reactions are incubated for 180 minutes and terminated by the addition of 100 μ L of 1 M potassium phosphate pH 8.0, 30 mM EDTA quench buffer. A 100 μ L aliquot of the reaction solution are then transferred to 96-well Millipore MultiScreen IP 0.45 μ m PVDF filter plate (The filter plate is prewetted with 200 μ L 100% ethanol, distilled water, and 1 M potassium phosphate pH 8.0, respectively). The filter plate is aspirated on a Millipore Manifold under vacuum and washed with 18×200 μ L wash buffer containing 1 M potassium phosphate pH 8.0 and 1 mM ATP. After drying by aspiration and blotting, the plate is air dried in an incubator at 37 °C overnight. Packard TopCount adapter (Millipore) is then attached to the plate followed with addition of 120 μ L Microscint 20 scintillation cocktail (Perkin Elmer) in each well. After the plate sealing, the radioactivity of the product is determined by scintillation counting on Topcount (Perkin-Elmer). IC_{50} determination is performed by fitting the curve of percent control activity versus the log of the inhibitor concentration using the GraphPad Prism 3.0 software.

Example A3: PI3K δ scintillation proximity assay

Materials

[0946] $[\gamma\text{-}^{33}\text{P}]\text{ATP}$ (10mCi/mL) was purchased from Perkin-Elmer (Waltham, MA). Lipid kinase substrate, D-myo-Phosphatidylinositol 4,5-bisphosphate (PtdIns(4,5)P₂)D (+)-sn-1,2-di-O-octanoylglycerol, 3-O-phospho linked (PIP₂), CAS 204858-53-7, was purchased from Echelon Biosciences (Salt Lake City, UT). PI3K δ (p110 δ /p85 α) was purchased from Millipore (Bedford, MA). ATP, $MgCl_2$, DTT, EDTA, MOPS and CHAPS were purchased from Sigma-Aldrich (St. Louis, MO). Wheat Germ Agglutinin (WGA) YSi SPA Scintillation Beads was purchased from GE healthcare life sciences (Piscataway, NJ).

[0947] The kinase reaction was conducted in polystyrene 384-well matrix white plate from Thermo Fisher Scientific in a final volume of 25 μ L. Inhibitors were first diluted serially in DMSO and added to the plate wells before the addition of other reaction components. The final concentration of DMSO in the assay was 0.5%. The PI3K assays were carried out at room temperature in 20 mM MOPS, pH 6.7, 10 mM $MgCl_2$, 5 mM DTT and CHAPS 0.03%. Reactions were initiated by the addition of ATP, the final reaction mixture consisted of 20 μ M PIP₂, 20 μ M ATP, 0.2 μ Ci $[\gamma\text{-}^{33}\text{P}]\text{ATP}$, 4 nM PI3K δ . Reactions were incubated for 210 min and terminated by the addition of 40 μ L SPA beads suspended in quench buffer: 150mM potassium phosphate pH 8.0, 20% glycerol. 25 mM EDTA, 400 μ M ATP. The final concentration of SPA beads was 1.0mg/mL. After the plate sealing, plates were shaken overnight at room temperature and centrifuged at 1800 rpm for 10 minutes, the radioactivity of the product was determined by scintillation counting on Topcount (Perkin-Elmer). IC_{50} determination was performed by fitting the curve of percent control activity versus the log of the inhibitor concentration using the GraphPad Prism 3.0 software. IC_{50} data for the Examples is presented in Table 10 as determined by Assay A3. IC_{50} data for Examples 361 and 363 is shown in Table 10a as determined by Assay A2.

Table 10

Example #	PI3K δ SPA IC_{50} (nM)*
1	+
2	+
3	+
4	+
5	+
6	+
7	+
8	+
9	+
10	+
11	+
12	++++

EP 3 888 657 B1

(continued)

5

10

15

20

25

30

35

40

45

50

55

Example #	PI3K δ SPA IC ₅₀ (nM)*
13	+
14	+
15	+
16	+
17	+
18	+
19	+
20 (1 st peak)	+
20 (2 nd peak)	+++
21	+
22	+
23	+
24	+
25 (1 st peak)	++++
25 (2 nd peak)	+
26	+
27	+
28	+
29	+
30	+
31	+
32	+
33	+
34	+
35	+
36	+
37	+
38	++
39	+++
40	++
41	+++
42	+
43	+
44	+
45	+
46	+
47	+
48	+
49	+

EP 3 888 657 B1

(continued)

	Example #	PI3K δ SPA IC ₅₀ (nM)*
5	50	+
	51	+
	52	+
	53	+
10	54	++
	55	++
	56	++
	57	+
15	58	+
	59	+
	60	+
	61	+
20	62	+
	63	+
	64	+
	65	+
25	66	+
	67 (1 st peak)	+
	68 (1 st peak)	+
	69	+
30	70	+
	71	+
	72	+
	73	+
35	74 (1 st peak)	+
	75	+
	76	+
	77	+
40	78	+
	79	+
	80	+
	81	+++
45	82	+
	83	+
	84	+++
	85	+++
50	86	+
	87	+
	88	+

EP 3 888 657 B1

(continued)

	Example #	PI3K δ SPA IC ₅₀ (nM)*
5	89	+
	90	+
	91	+
	92	+
10	93	+
	94	+
	95	+
	96	+
15	97	+
	98	+
	99	+
	100	+
20	101	+
	102	+
	103	+
	104	+
25	105	+
	106	+
	107	+
	108	+
30	109	+
	110	+
	111	+
	112	+
35	113	+
	114	+
	115	+
	116	+
40	117	+
	118	+
	119	+
	120	+
45	121	+
	122	+
	123	+
	124	+
50	125	+
	126	+
	127	+
55		

EP 3 888 657 B1

(continued)

	Example #	PI3K δ SPA IC ₅₀ (nM)*
5	128	+
	129	+
	130	+
	131	+
10	132	+
	133	+
	134	+
	135	+
15	136	+
	137	+
	138	+
	139 (1 st peak)	+
20	140	+
	141	+
	142	+
	143	+
25	144	+
	145	+
	146	+
	147	+
30	148	+
	149	+
	150	+
	151	+
35	152	+
	153	+
	154	+
	155	+
40	156	+
	157	+
	158	+
	159	+
45	160	+
	161	+
	162	+
	163	+
50	164	+
	165	+
	166	+
55		

EP 3 888 657 B1

(continued)

5

10

15

20

25

30

35

40

45

50

55

Example #	PI3K δ SPA IC ₅₀ (nM)*
167	+
168	+
169	+
170	+
171	+
172	+
173	+
174	+
175	+
176	+
177	+
178	+
179	+
180	+
181	+
182	+
183	+
184	+
185	+
186	+
187	+
188	+
189	+
190	+
191	+
192	++
193	+++
194	+
195	+
196	+
197	+
198	+
199	+
200	+
201	+
202	+
203	+
204	+
205	+

EP 3 888 657 B1

(continued)

5

10

15

20

25

30

35

40

45

50

55

Example #	PI3K δ SPA IC ₅₀ (nM)*
206	+
207	+
208	+
209	++
210	+
211	+
212	+
213	+
214	+
215	+
216	+
217	+
218	+
219	+
220	+
221	+
222	+
223	+
224	+
225	+
226	+
227	+
228	+
229	+
230	+
231	+
232	+
233	+
234	+
235	+
236	+
237	+
238	+
239	+
240	+
241	+
242	+
243	+
244	+

EP 3 888 657 B1

(continued)

	Example #	PI3K δ SPA IC ₅₀ (nM)*
5	245	+
	246	+
	247	+
	248	+
10	249	+
	250	+
	251	+
	252	+
15	253	+
	254	+
	255	+
	256	+
20	257	+
	258	+
	259	+
	260	+
25	261	+
	262	+
	263	+
	264	+
30	265	+
	266	+
	267	+
	268	+
35	269	+
	270	+
	271	+
	272	+
40	273	+
	274	+
	275	+
	276	+
45	277	+
	278	+
	279	+
	280	+
50	281	+
	282	+
	283	+

EP 3 888 657 B1

(continued)

5

10

15

20

25

30

35

40

45

50

55

Example #	PI3K δ SPA IC ₅₀ (nM)*
284	+
285	+
286	+
287	+
288	+
289	+
290	+
291	+
292	+
293	+
294	+
295	+
296	+
297	+
298 (1 st peak)	+
299	+
300	+
301	+
302	+
303	+
304	+
305	+
306	+
307	+
308	+
309	+
313 (2 nd peak)	+
314 (2 nd peak)	+
315	+
316	+
317	+
318	+
319	+
320	+
321 (1 st peak)	+
322 (1 st peak)	+
326	+
327	+
328	+

EP 3 888 657 B1

(continued)

5

10

15

20

25

30

35

40

45

50

55

Example #	PI3K δ SPA IC ₅₀ (nM)*
329	+
330	+
331	+
332	+
333	+
334	+
335	+
336	+
337	+
338	+
339	+
340	+
341	+
342	+
343	+
344	+
310	+
311	+
323 (1 st peak)	+
323 (2 nd peak)	+
323 (3 rd peak)	+++
323 (4 th peak)	+
324 (1 st peak)	+++
324 (2 nd peak)	+
325	+
345	+++
346	+
347	+
348	+++
349	+
350	+++++
351	+++
352	+
353	+++++
354	+
355	+++
356	+++
357	+
358	+++++

(continued)

Example #	PI3K δ SPA IC ₅₀ (nM)*
359	+
360	+
362	+
* column symbols: + refers to ≤ 10 nM ++ refers to >10 nM to 50 nM +++ refers to >50 nM to 200 nM ++++ refers to >200 nM to 500 nM +++++ refers to >500 nM	

Table 10a

Example #	PI3K δ IC ₅₀ (nM)*
361	+++++
363	+++
* column symbols: + refers to ≤ 10 nM ++ refers to >10 nM to 50 nM +++ refers to >50 nM to 200 nM ++++ refers to >200 nM to 500 nM +++++ refers to >500 nM	

Example B1: B cell proliferation assay

[0948] To acquire B cells, human PBMC are isolated from the peripheral blood of normal, drug free donors by standard density gradient centrifugation on Ficoll-Hypaque (GE Healthcare, Piscataway, NJ) and incubated with anti-CD19 microbeads (Miltenyi Biotech, Auburn, CA). The B cells are then purified by positive immunosorting using an autoMacs (Miltenyi Biotech) according to the manufacture's instruction.

[0949] The purified B cells (2×10^5 /well/200 μ L) are cultured in 96-well ultra-low binding plates (Corning, Corning, NY) in RPMI1640, 10% FBS and goat F(ab')₂ anti-human IgM (10 μ g/ml) (Invitrogen, Carlsbad, CA) in the presence of different amount of test compounds for three days. [³H]-thymidine (1 μ Ci/well) (PerkinElmer, Boston, MA) in PBS is then added to the B cell cultures for an additional 12 hours before the incorporated radioactivity is separated by filtration with water through GF/B filters (Packard Bioscience, Meriden, CT) and measured by liquid scintillation counting with a TopCount (Packard Bioscience).

Example B2: Pfeiffer cell proliferation assay

[0950] Pfeiffer cell line (diffuse large B cell lymphoma) are purchased from ATCC (Manassas, VA) and maintained in the culture medium recommended (RPMI and 10% FBS). To measure the anti-proliferation activity of the compounds, the Pfeiffer cells are plated with the culture medium (2×10^3 cells / well/ per 200 μ L) into 96-well ultra-low binding plates (Corning, Corning, NY), in the presence or absence of a concentration range of test compounds. After 3-4 days, [³H]-thymidine (1 μ Ci/well) (PerkinElmer, Boston, MA) in PBS is then added to the cell culture for an additional 12 hours before the incorporated radioactivity is separated by filtration with water through GF/B filters (Packard Bioscience, Meriden, CT) and measured by liquid scintillation counting with a TopCount (Packard Bioscience). IC₅₀ data for select compounds is presented in Table 11.

Table 11

Example #	Pfeiffer IC ₅₀ (nM)*
67 (1 st peak)	+
68 (1 st peak)	+

EP 3 888 657 B1

(continued)

	Example #	Pfeiffer IC ₅₀ (nM)*
5	75	+
	96	+
	102	+
	103	++
10	104	++
	111	+
	114	+
	121	++
15	139 (1 st peak)	+
	140	+
	142	+
	144	+
20	148	+
	149	+
	152	+
	154	+
25	157	++
	163	++
	167	+
	177	+
30	191	+
	195	+
	196	+
	198	+
35	200	+
	213	+
	214	+
	215	+
40	219	+
	220	+
	221	+
	222	+
45	248	+
	257	+
	262	+
	264	+
50	268	+
	269	+
	270	+

(continued)

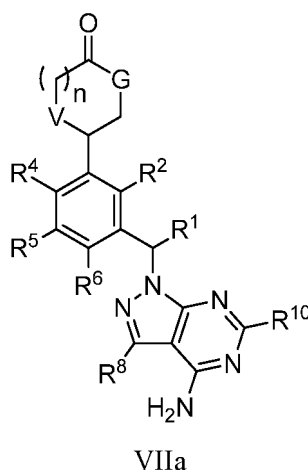
Example #	Pfeiffer IC ₅₀ (nM)*
271	+
300	+
303	+
313(2 nd peak)	+
314 (2 nd peak)	+
315	+
354	+
357	+
346	+
347	+
349	+
* column symbols: + refers to ≤ 10 nM ++ refers to >10 nM to 50 nM	

Example C: Akt phosphorylation assay

[0951] Ramos cells (B lymphocyte from Burkitts lymphoma) are obtained from ATCC (Manassas, VA) and maintained in RPMI1640 and 10% FBS. The cells (3×10^7 cells /tube/3 mL in RPMI) are incubated with different amounts of test compounds for 2 hrs at 37 °C and then stimulated with goat F(ab')₂ anti-human IgM (5 µg/mL) (Invitrogen) for 17 minutes in a 37 °C water bath. The stimulated cells are spun down at 4 °C with centrifugation and whole cell extracts are prepared using 300 µL lysis buffer (Cell Signaling Technology, Danvers, MA). The resulting lysates are sonicated and supernatants are collected. The phosphorylation level of Akt in the supernatants are analyzed by using PathScan phospho-Akt1 (Ser473) sandwich ELISA kits (Cell Signaling Technology) according to the manufacturer's instruction.

Claims

1. A compound of Formula VIIa:



or a pharmaceutically acceptable salt thereof, for use in a method of treating a disease, wherein:

G is NH, n is 1, and V is O; or
G is NH, n is 0, and V is CH₂; or

G is O, n is 0 and V is NH;

R¹ is C₁₋₃ alkyl;

R² is halo, C₁₋₆ alkyl, C₁₋₆ alkoxy, C₁₋₆ haloalkyl, C₁₋₆ haloalkoxy, phenyl, or 5-6 membered heteroaryl; wherein said phenyl and 5-6 membered heteroaryl are each optionally substituted by 1, 2, 3, or 4 substituents

independently selected from halo, OH, CN, C₁₋₄ alkyl, C₁₋₄ alkoxy, and C₁₋₄ haloalkoxy;

R⁴ is H, halo, OH, CN, C₁₋₄ alkyl, C₁₋₄ haloalkyl, C₁₋₄ alkoxy, or C₁₋₄ haloalkoxy;

R⁵ is halo, OH, CN, C₁₋₄ alkyl, C₁₋₄ haloalkyl, C₁₋₄ alkoxy, C₁₋₄ haloalkoxy, or cyclopropyl;

R⁶ is H, halo, OH, CN, C₁₋₄ alkyl, C₁₋₄ haloalkyl, C₁₋₄ alkoxy, or C₁₋₄ haloalkoxy;

R⁸ is H, halo, -OH, -CN, C₁₋₆ alkyl, C₂₋₆ alkenyl, C₂₋₆ alkynyl, C₁₋₆ haloalkyl, Cy², -(C₁₋₃ alkylene)-Cy², OR^{a2}, SR^{a2}, C(=O)R^{b2}, C(=O)NR^{c2}R^{d2}, C(=O)OR^{a2}, OC(=O)R^{b2}, OC(=O)NR^{c2}R^{d2}, NR^{c2}R^{d2}, NR^{c2}C(=O)R^{b2}, NR^{c2}C(=O)OR^{b2}, NR^{c2}C(=O)NR^{c2}R^{d2}, C(=NR^e)R^{b2}, C(=NR^e)NR^{c2}R^{d2}, NR^{c2}C(=NR^e)NR^{c2}R^{d2}, NR^{c2}S(=O)R^{b2}, NR^{c2}S(=O)₂NR^{c2}R^{d2}, S(=O)R^{b2}, S(=O)₂R^{b2}, or S(=O)₂NR^{c2}R^{d2}; wherein said C₁₋₆ alkyl, C₂₋₆ alkenyl, C₂₋₆ alkynyl are each optionally substituted by 1, 2, 3, or 4 independently selected R¹¹ groups;

R¹⁰ is H or C₁₋₄ alkyl;

each R^e is independently selected from H, CN, OH, C₁₋₄ alkyl, and C₁₋₄ alkoxy;

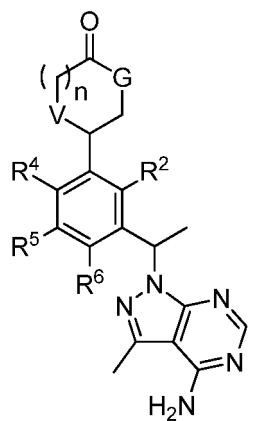
each Cy² is independently selected from C₃₋₇ cycloalkyl, 4-7 membered heterocycloalkyl, phenyl, 5-6 membered heteroaryl, or 9-10-membered bicyclic heteroaryl, each of which is optionally substituted with 1, 2, 3, or 4 independently selected R¹¹ groups;

each R^{a2}, R^{b2}, R^{c2}, and R^{d2} is independently selected from H, C₁₋₆ alkyl, C₁₋₆ haloalkyl, C₂₋₆ alkenyl, C₂₋₆ alkynyl, C₃₋₇ cycloalkyl, 4-7 membered heterocycloalkyl, phenyl, and 5-6 membered heteroaryl; wherein said C₁₋₆ alkyl, C₂₋₆ alkenyl, C₂₋₆ alkynyl, C₃₋₇ cycloalkyl, 4-7 membered heterocycloalkyl, phenyl and 5-6 membered heteroaryl are each optionally substituted with 1, 2, or 3 independently selected R¹¹ groups;

or R^{c2} and R^{d2} together with the N atom to which they are attached form a 4-, 5-, 6-, or 7 membered heterocycloalkyl group, which is optionally substituted with -OH or C₁₋₃ alkyl; and

each R¹¹ is independently selected from OH, NO₂, CN, halo, C₁₋₃ alkyl, C₂₋₃ alkenyl, C₂₋₃ alkynyl, C₁₋₃ haloalkyl, cyano-C₁₋₃ alkyl, HO-C₁₋₃ alkyl, C₁₋₃ alkoxy-C₁₋₃ alkyl, C₃₋₇ cycloalkyl, C₁₋₃ alkoxy, C₁₋₃ haloalkoxy, amino, C₁₋₃ alkylamino, di(C₁₋₃ alkyl)amino, thio, C₁₋₃ alkylthio, C₁₋₃ alkylsulfanyl, C₁₋₃ alkylsulfonyl, carbamyl, C₁₋₃ alkylcarbamyl, di(C₁₋₃ alkyl)carbamyl, carboxy, C₁₋₃ alkylcarbonyl, C₁₋₄ alkoxy carbonyl, C₁₋₃ alkylcarbonylamino, C₁₋₃ alkylsulfonylamino, aminosulfonyl, C₁₋₃ alkylaminosulfonyl, di(C₁₋₃ alkyl)aminosulfonyl, aminosulfonylamino, C₁₋₃ alkylaminosulfonylamino, di(C₁₋₃ alkyl)aminosulfonylamino, aminocarbonylamino, C₁₋₃ alkylaminocarbonylamino, and di(C₁₋₃ alkyl)aminocarbonylamino.

2. The compound for use according to claim 1, wherein the compound of Formula VIIa is a compound of Formula VIIb:



VIIb

or a pharmaceutically acceptable salt thereof.

3. The compound for use according to claim 1 or 2, wherein:

G is NH;

n is 0;

V is CH₂;

R² is C₁₋₃ alkoxy;
 R⁴ is halo, CN, or C₁₋₄ alkyl;
 R⁵ is halo; and
 R⁶ is H.

4. The compound for use according to claim 1 or 2, wherein:

G is NH;
 n is 1;
 V is O;
 R² is C₁₋₃ alkoxy;
 R⁴ is halo, CN, or C₁₋₄ alkyl;
 R⁵ is halo; and
 R⁶ is H.

5. The compound for use according to claim 1 or 2, wherein:

G is O;
 n is 0;
 V is NH;
 R² is C₁₋₃ alkoxy;
 R⁴ is halo;
 R⁵ is halo; and
 R⁶ is H.

6. The compound for use according to claim 1, wherein the compound of Formula VIIa is selected from:

4-{3-[1-(4-amino-3-methyl-1*H*-pyrazolo[3,4-*d*]pyrimidin-1-yl)ethyl]-5-chloro-2-ethoxy-6-methylphenyl}pyrrolidin-2-one;
 6-{3-[1-(4-Amino-3-methyl-1*H*-pyrazolo[3,4-*d*]pyrimidin-1-yl)ethyl]-5-chloro-2-methoxy-6-methylphenyl}morpholin-3-one;
 4-{3-[1-(4-amino-3-methyl-1*H*-pyrazolo[3,4-*d*]pyrimidin-1-yl)ethyl]-5-chloro-2-ethoxy-6-fluorophenyl}pyrrolidin-2-one;
 4-[1-(4-amino-3-methyl-1*H*-pyrazolo[3,4-*d*]pyrimidin-1-yl)ethyl]-6-chloro-3-ethoxy-2-(5-oxopyrrolidin-3-yl)benzonitrile; and
 4-{3-[1-(4-amino-3-methyl-1*H*-pyrazolo[3,4-*d*]pyrimidin-1-yl)ethyl]-5-chloro-2-ethoxy-6-fluorophenyl}-1,3-oxazolidin-2-one;
 or a pharmaceutically acceptable salt thereof of any of the aforementioned.

7. The compound for use according to claim 1, wherein the compound of Formula VIIa is 4-{3-[1-(4-amino-3-methyl-1*H*-pyrazolo[3,4-*d*]pyrimidin-1-yl)ethyl]-5-chloro-2-ethoxy-6-fluorophenyl}pyrrolidin-2-one, or a pharmaceutically acceptable salt thereof.

8. The compound for use according to claim 1, wherein the compound of Formula VIIa is (S)-4-(3-((S)-1-(4-amino-3-methyl-1*H*-pyrazolo[3,4-*d*]pyrimidin-1-yl)ethyl)-5-chloro-2-ethoxy-6-fluorophenyl)pyrrolidin-2-one, or a pharmaceutically acceptable salt thereof.

9. The compound for use according to claim 1, wherein the compound of Formula VIIa is (R)-4-(3-((S)-1-(4-amino-3-methyl-1*H*-pyrazolo[3,4-*d*]pyrimidin-1-yl)ethyl)-5-chloro-2-ethoxy-6-fluorophenyl)pyrrolidin-2-one, or a pharmaceutically acceptable salt thereof.

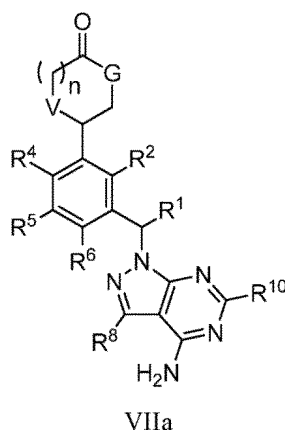
10. The compound for use according to claim 1, wherein the compound of Formula VIIa is (S)-4-(3-((R)-1-(4-amino-3-methyl-1*H*-pyrazolo[3,4-*d*]pyrimidin-1-yl)ethyl)-5-chloro-2-ethoxy-6-fluorophenyl)pyrrolidin-2-one, or a pharmaceutically acceptable salt thereof.

11. The compound for use according to claim 1, wherein the compound of Formula VIIa is (R)-4-(3-((R)-1-(4-amino-3-methyl-1*H*-pyrazolo[3,4-*d*]pyrimidin-1-yl)ethyl)-5-chloro-2-ethoxy-6-fluorophenyl)pyrrolidin-2-one, or a pharmaceutically acceptable salt thereof.

12. The compound for use according to any one of claims 8-11, wherein the disease is associated with abnormal expression or activity of a PI3K kinase in a patient.
13. The compound for use according to any one of claims 1-11, wherein the disease involves a hyperactive inflammatory response, optionally wherein the disease is eczema.
14. The compound for use according to any one of claims 1-11, wherein the disease involves an immune reaction, optionally wherein the disease is skin rash or contact dermatitis.
15. The compound for use according to claim 12, wherein the disease is psoriasis.

Patentansprüche

1. Verbindung der Formel VIIa:



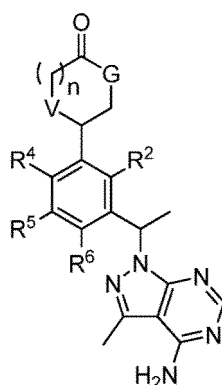
oder ein pharmazeutisch unbedenkliches Salz davon zur Verwendung bei einem Verfahren zur Behandlung einer Erkrankung, wobei:

- G für NH steht, n für 1 steht und V für O steht; oder
 G für NH steht, n für 0 steht und V für CH₂ steht; oder
 G für O steht, n für 0 steht und V für NH steht;
 R¹ für C₁₋₃-Alkyl steht;
 R² für Halogen, C₁₋₆-Alkyl, C₁₋₆-Alkoxy, C₁₋₆-Halogenalkyl, C₁₋₆-Halogenalkoxy, Phenyl oder 5-6-gliedriges Heteroaryl steht, wobei das Phenyl und 5-6-gliedrige Heteroaryl jeweils gegebenenfalls durch 1, 2, 3 oder 4 Substituenten, die unabhängig aus Halogen, OH, CN, C₁₋₄-Alkyl, C₁₋₄-Alkoxy und C₁₋₄-Halogenalkoxy ausgewählt sind, substituiert sind;
 R⁴ für H, Halogen, OH, CN, C₁₋₄-Alkyl, C₁₋₄-Halogenalkyl, C₁₋₄-Alkoxy oder C₁₋₄-Halogenalkoxy steht;
 R⁵ für Halogen, OH, CN, C₁₋₄-Alkyl, C₁₋₄-Halogenalkyl, C₁₋₄-Alkoxy, C₁₋₄-Halogenalkoxy oder Cyclopropyl steht;
 R⁶ für H, Halogen, OH, CN, C₁₋₄-Alkyl, C₁₋₄-Halogenalkyl, C₁₋₄-Alkoxy oder C₁₋₄-Halogenalkoxy steht;
 R⁸ für H, Halogen, -OH, -CN, C₁₋₆-Alkyl, C₂₋₆-Alkenyl, C₂₋₆-Alkynyl, C₁₋₆-Halogenalkyl, Cy², - (C₁₋₃-Alkyl)-Cy², OR^{a2}, SR^{a2}, C(=O)R^{b2}, C(=O)NR^{c2}R^{d2}, C(=O)OR^{a2}, OC(=O)R^{b2}, OC(=O)NR^{c2}R^{d2}, NR^{c2}R^{d2}, NR^{c2}C(=O)R^{b2}, NR^{c2}C(=O)OR^{b2}, NR^{c2}C(=O)NR^{c2}R^{d2}, C(=NR^e)R^{b2}, C(=NR^e)NR^{c2}R^{d2}, NR^{c2}C(=NR^e)NR^{c2}R^{d2}, NR^{c2}S(=O)R^{b2}, NR^{c2}S(=O)₂NR^{c2}R^{d2}, S(=O)R^{b2}, S(=O)₂R^{b2} oder S(=O)₂NR^{c2}R^{d2} steht; wobei das C₁₋₆-Alkyl, C₂₋₆-Alkenyl, C₂₋₆-Alkynyl jeweils gegebenenfalls durch 1, 2, 3 oder 4 unabhängig ausgewählte R¹¹-Gruppen substituiert sind;
 R¹⁰ für H oder C₁₋₄-Alkyl steht;
 R^e jeweils unabhängig aus H, CN, OH, C₁₋₄-Alkyl und C₁₋₄-Alkoxy ausgewählt ist;
 Cy² jeweils unabhängig aus C₃₋₇-Cycloalkyl, 4-7-gliedrigem Heterocycloalkyl, Phenyl, 5-6-gliedrigem Heteroaryl oder 9-10-gliedrigem bicyclischem Heteroaryl ausgewählt ist, wobei jede dieser Gruppen gegebenenfalls durch 1, 2, 3 oder 4 unabhängig ausgewählte R¹¹-Gruppen substituiert ist;
 R^{a2}, R^{b2}, R^{c2} und R^{d2} jeweils unabhängig aus H, C₁₋₆-Alkyl, C₁₋₆-Halogenalkyl, C₂₋₆-Alkenyl, C₂₋₆-Alkynyl, C₃₋₇-Cycloalkyl, 4-7-gliedrigem Heterocycloalkyl, Phenyl und 5-6-gliedrigem Heteroaryl ausgewählt sind; wobei

das C₁₋₆-Alkyl, C₂₋₆-Alkenyl, C₂₋₆-Alkynyl, C₃₋₇-Cycloalkyl, 4-7-gliedrige Heterocycloalkyl, Phenyl und 5-6-gliedrige Heteroaryl jeweils gegebenenfalls durch 1, 2 oder 3 unabhängig ausgewählte R¹¹-Gruppen substituiert sind; oder R^{c2} und R^{d2} zusammen mit dem N-Atom, an das sie gebunden sind, eine 4-, 5-, 6- oder 7-gliedrige Heterocycloalkylgruppe bilden, die gegebenenfalls durch -OH oder C₁₋₃-Alkyl substituiert ist; und

R¹¹ jeweils unabhängig aus OH, NO₂, CN, Halogen, C₁₋₃-Alkyl, C₂₋₃-Alkenyl, C₂₋₃-Alkynyl, C₁₋₃-Halogenalkyl, Cyano-C₁₋₃-alkyl, HO-C₁₋₃-Alkyl, C₁₋₃-Alkoxy-C₁₋₃-alkyl, C₃₋₇-Cycloalkyl, C₁₋₃-Alkoxy, C₁₋₃-Halogenalkoxy, Amino, C₁₋₃-Alkylamino, Di (C₁₋₃-alkyl) amino, Thio, C₁₋₃-Alkylthio, C₁₋₃-Alkylsulfinyl, C₁₋₃-Alkylsulfonyl, Carbamyl, C₁₋₃-Alkylcarbamyl, Di(C₁₋₃-alkyl) carbamyl, Carboxy, C₁₋₃-Alkylcarbonyl, C₁₋₄-Alkoxy-carbonyl, C₁₋₃-Alkylcarbonylamino, C₁₋₃-Alkylsulfonylamino, Aminosulfonyl, C₁₋₃-Alkylaminosulfonyl, Di(C₁₋₃-alkyl)aminosulfonyl, Aminosulfonylamino, C₁₋₃-Alkylaminosulfonylamino, Di(C₁₋₃-alkyl)aminosulfonylamino, Aminocarbonylamino, C₁₋₃-Alkylaminocarbonylamino und Di(C₁₋₃-alkyl)aminocarbonylamino ausgewählt ist

2. Verbindung zur Verwendung nach Anspruch 1, wobei es sich bei der Verbindung der Formel VIIa um eine Verbindung der Formel VIIb:



VIIb

oder ein pharmazeutisch unbedenkliches Salz davon handelt.

3. Verbindung zur Verwendung nach Anspruch 1 oder 2, wobei:

G für NH steht;
n für 0 steht;
V für CH₂ steht;
R² für C₁₋₃-Alkoxy steht;
R⁴ für Halogen, CN oder C₁₋₄-Alkyl steht;
R⁵ für Halogen steht; und
R⁶ für H steht.

4. Verbindung zur Verwendung nach Anspruch 1 oder 2, wobei:

G für NH steht;
n für 1 steht;
V für O steht;
R² für C₁₋₃-Alkoxy steht;
R⁴ für Halogen, CN oder C₁₋₄-Alkyl steht;
R⁵ für Halogen steht; und
R⁶ für H steht.

5. Verbindung zur Verwendung nach Anspruch 1 oder 2, wobei:

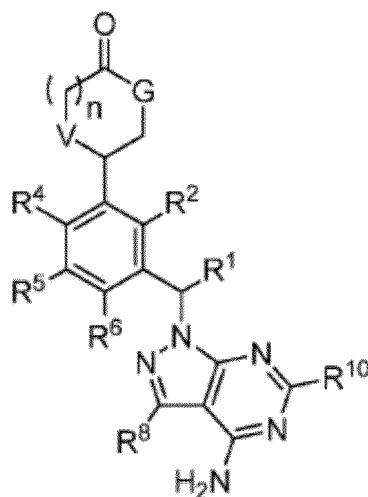
G für O steht;
n für 0 steht;
V für NH steht;
R² für C₁₋₃-Alkoxy steht;

R⁴ für Halogen steht;
 R⁵ für Halogen steht; und
 R⁶ für H steht.

- 5 **6.** Verbindung zur Verwendung nach Anspruch 1, wobei die Verbindung der Formel VIIa aus
- 10 4-{3-[1-(4-Amino-3-methyl-1H-pyrazolo[3,4-d]pyrimidin-1-yl)ethyl]-5-chlor-2-ethoxy-6-methylphenyl}pyrrolidin-2-on;
 6-{3-[1-(4-Amino-3-methyl-1H-pyrazolo[3,4-d]pyrimidin-1-yl)ethyl]-5-chlor-2-methoxy-6-methylphenyl}morpholin-3-on;
 4-{3-[1-(4-Amino-3-methyl-1H-pyrazolo[3,4-d]pyrimidin-1-yl)ethyl]-5-chlor-2-ethoxy-6-fluorphenyl}pyrrolidin-2-on;
 4-[1-(4-Amino-3-methyl-1H-pyrazolo[3,4-d]pyrimidin-1-yl)ethyl]-6-chlor-3-ethoxy-2-(5-oxopyrrolidin-3-yl)benzotriazin-4-yl; und
 4-{3-[1-(4-Amino-3-methyl-1H-pyrazolo[3,4-d]pyrimidin-1-yl)ethyl]-5-chlor-2-ethoxy-6-fluorphenyl}-1,3-oxazolidin-2-on
 oder einem pharmazeutisch unbedenklichen Salz einer der oben aufgeführten Verbindungen ausgewählt ist.
- 20 **7.** Verbindung zur Verwendung nach Anspruch 1, wobei es sich bei der Verbindung der Formel VIIa um 4-{3-[1-(4-Amino-3-methyl-1H-pyrazolo[3,4-d]pyrimidin-1-yl)ethyl]-5-chlor-2-ethoxy-6-fluorphenyl}pyrrolidin-2-on oder ein pharmazeutisch unbedenkliches Salz davon handelt.
- 25 **8.** Verbindung zur Verwendung nach Anspruch 1, wobei es sich bei der Verbindung der Formel VIIa um (S)-4-(3-((S)-1-(4-Amino-3-methyl-1H-pyrazolo[3,4-d]pyrimidin-1-yl)ethyl)-5-chlor-2-ethoxy-6-fluorphenyl)pyrrolidin-2-on oder ein pharmazeutisch unbedenkliches Salz davon handelt.
- 30 **9.** Verbindung zur Verwendung nach Anspruch 1, wobei es sich bei der Verbindung der Formel VIIa um (R)-4-(3-((S)-1-(4-Amino-3-methyl-1H-pyrazolo[3,4-d]pyrimidin-1-yl)ethyl)-5-chlor-2-ethoxy-6-fluorphenyl)pyrrolidin-2-on oder ein pharmazeutisch unbedenkliches Salz davon handelt.
- 35 **10.** Verbindung zur Verwendung nach Anspruch 1, wobei es sich bei der Verbindung der Formel VIIa um (S)-4-(3-((R)-1-(4-Amino-3-methyl-1H-pyrazolo[3,4-d]pyrimidin-1-yl)ethyl)-5-chlor-2-ethoxy-6-fluorphenyl)pyrrolidin-2-on oder ein pharmazeutisch unbedenkliches Salz davon handelt.
- 40 **11.** Verbindung zur Verwendung nach Anspruch 1, wobei es sich bei der Verbindung der Formel VIIa um (R)-4-(3-((R)-1-(4-Amino-3-methyl-1H-pyrazolo[3,4-d]pyrimidin-1-yl)ethyl)-5-chlor-2-ethoxy-6-fluorphenyl)pyrrolidin-2-on oder ein pharmazeutisch unbedenkliches Salz davon handelt.
- 45 **12.** Verbindung zur Verwendung nach einem der Ansprüche 8-11, wobei die Erkrankung mit einer abnormalen Expression oder Aktivität einer PI3K-Kinase bei einem Patienten assoziiert ist.
- 50 **13.** Verbindung zur Verwendung nach einem der Ansprüche 1-11, bei der die Erkrankung mit einer hyperaktiven Entzündungsreaktion einhergeht, gegebenenfalls wobei es sich bei der Erkrankung um Ekzem handelt.
- 55 **14.** Verbindung zur Verwendung nach einem der Ansprüche 1-11, bei der die Erkrankung mit einer Immunreaktion einhergeht, gegebenenfalls wobei es sich bei der Erkrankung um Hautausschlag oder Kontaktdermatitis handelt.
- 15.** Verbindung zur Verwendung nach Anspruch 12, wobei es sich bei der Erkrankung um Psoriasis handelt.

Revendications

1. Composé de formule VIIa :



VIIa

ou sel pharmaceutiquement acceptable correspondant, pour une utilisation dans un procédé de traitement d'une maladie,

G étant NH, n étant 1, et V étant O ; ou

G étant NH, n étant 0, et V étant CH₂ ; ou

G étant O, n étant 0 et V étant NH ;

R¹ étant C₁₋₃ alkyle ;

R² étant halogéno, C₁₋₆alkyle, C₁₋₆alcoxy, C₁₋₆halogénoalkyle, C₁₋₆halogénoalcoxy, phényle, ou hétéroaryle à 5 à 6 chaînons ; lesdits phényle et hétéroaryle à 5 à 6 chaînons étant chacun éventuellement substitués par 1, 2, 3, ou 4 substituants indépendamment choisis parmi halogéno, OH, CN, C₁₋₄alkyle, C₁₋₄alcoxy, et C₁₋₄halogénoalcoxy ;

R⁴ étant H, halogéno, OH, CN, C₁₋₄alkyle, C₁₋₄halogénoalkyle, C₁₋₄alcoxy, ou C₁₋₄halogénoalcoxy ; R⁵ étant halogéno, OH, CN, C₁₋₄alkyle, C₁₋₄halogénoalkyle, C₁₋₄alcoxy, C₁₋₄halogénoalcoxy, ou cyclopropyle ;

R⁶ étant H, halogéno, OH, CN, C₁₋₄alkyle, C₁₋₄halogénoalkyle, C₁₋₄alcoxy, ou C₁₋₄halogénoalcoxy ; R⁸ étant H, halogéno, -OH, -CN, C₁₋₆alkyle, C₂₋₆alcényle, C₂₋₆alcynyle, C₁₋₆halogénoalkyle, Cy², -(C₁₋₃alkylene) -Cy², OR^{a2}, SR^{a2}, C(=O)R^{b2}, C(=O)NR^{c2}R^{d2}, C(=O)OR^{a2}, OC(=O)R^{b2}, OC(=O)NR^{c2}R^{d2}, NR^{c2}R^{d2}, NR^{c2}C(=O)R^{b2}, NR^{c2}C(=O)OR^{b2}, NR^{c2}C(=O)NR^{c2}R^{d2}, C(=NR^e)R^{b2}, C(=NR^e)NR^{c2}R^{d2}, NR^{c2}C(=NR^e)NR^{c2}R^{d2}, NR^{c2}S(=O)R^{b2}, NR^{c2}S(=O)2NR^{c2}R^{d2}, S(=O)R^{b2}, S(=O)2R^{b2}, ou S(=O)2NR^{c2}R^{d2} ; lesdits C₁₋₆alkyle, C₂₋₆alcényle, C₂₋₆alcynyle étant chacun éventuellement substitués par 1, 2, 3, ou 4 groupes R¹¹ indépendamment choisis ; R¹⁰ étant H ou C₁₋₄alkyle ;

chaque R^e étant indépendamment choisi parmi H, CN, OH, C₁₋₄alkyle, et C₁₋₄alcoxy ;

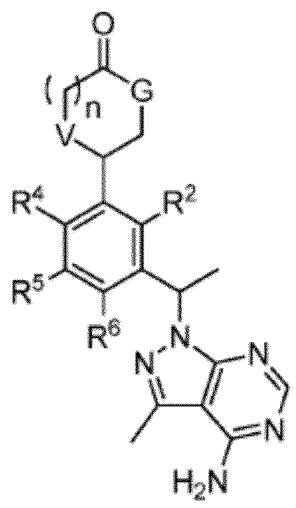
chaque Cy² étant indépendamment choisi parmi C₃₋₇cycloalkyle, hétérocycloalkyle à 4 à 7 chaînons, phényle, hétéroaryle à 5 à 6 chaînons, ou hétéroaryle bicyclique à 9 à 10 chaînons, chacun desquels étant éventuellement substitué par 1, 2, 3, ou 4 groupes R¹¹ indépendamment choisis ;

chaque R^{a2}, R^{b2}, R^{c2}, et R^{d2} étant indépendamment choisi parmi H, C₁₋₆alkyle, C₁₋₆halogénoalkyle, C₂₋₆alcényle, C₂₋₆alcynyle, C₃₋₇cycloalkyle, hétérocycloalkyle à 4 à 7 chaînons, phényle, et hétéroaryle à 5 à 6 chaînons ; lesdits C₁₋₆alkyle, C₂₋₆alcényle, C₂₋₆alcynyle, C₃₋₇cycloalkyle, hétérocycloalkyle à 4 à 7 chaînons, phényle et hétéroaryle à 5 à 6 chaînons étant chacun éventuellement substitués par 1, 2, ou 3 groupes R¹¹ indépendamment choisis ;

ou R^{c2} et R^{d2} conjointement avec l'atome de N auquel ils sont fixés formant un groupe hétérocycloalkyle à 4, 5, 6 ou 7 chaînons, qui est éventuellement substitué par -OH ou C₁₋₃alkyle ; et

chaque R¹¹ étant indépendamment choisi parmi OH, NO₂, CN, halogéno, C₁₋₃alkyle, C₂₋₃alcényle, C₂₋₃alcynyle, C₁₋₃halogénoalkyle, cyano-C₁₋₃alkyle, HO-C₁₋₃alkyle, C₁₋₃alcoxy-C₁₋₃alkyle, C₃₋₇cycloalkyle, C₁₋₃alcoxy, C₁₋₃halogénoalcoxy, amino, C₁₋₃alkylamino, di(C₁₋₃alkyl)amino, thio, C₁₋₃alkylthio, C₁₋₃alkylsulfinyne, C₁₋₃alkylsulfonyne, carbamyle, C₁₋₃alkylcarbamyle, di(C₁₋₃alkyl)carbamyle, carboxy, C₁₋₃alkylcarbonyne, C₁₋₄alcoxy-carbonyne, C₁₋₃alkylcarbonylamino, C₁₋₃alkylsulfonylamino, aminosulfonyne, C₁₋₃alkylaminosulfonyne, di(C₁₋₃alkyl)aminosulfonyne, aminosulfonylamino, C₁₋₃alkylaminosulfonylamino, di(C₁₋₃alkyl)aminosulfonylamino, aminocarbonylamino, C₁₋₃alkylaminocarbonylamino, et di(C₁₋₃alkyl)aminocarbonylamino.

2. Composé pour une utilisation selon la revendication 1, le composé de formule VIIa étant un composé de formule VIIb :



VIIb

ou un sel pharmaceutiquement acceptable correspondant.

3. Composé pour une utilisation selon la revendication 1 ou 2,

G étant NH ;
 n étant 0 ;
 V étant CH₂ ;
 R² étant C₁₋₃alcoxy ;
 R⁴ étant halogéno, CN, ou C₁₋₄alkyle ;
 R⁵ étant halogéno ; et
 R⁶ étant H.

4. Composé pour une utilisation selon la revendication 1 ou 2,

G étant NH ;
 n étant 1 ;
 V étant O ;
 R² étant C₁₋₃alcoxy ;
 R⁴ étant halogéno, CN, ou C₁₋₄alkyle ;
 R⁵ étant halogéno ; et
 R⁶ étant H.

5. Composé pour une utilisation selon la revendication 1 ou 2,

G étant O ;
 n étant 0 ;
 V étant NH ;
 R² étant C₁₋₃alcoxy ;
 R⁴ étant halogéno ;
 R⁵ étant halogéno ; et
 R⁶ étant H.

6. Composé pour une utilisation selon la revendication 1, le composé de formule VIIa étant choisi parmi :

4-{3-[1-(4-amino-3-méthyl-1H-pyrazolo[3,4-d]pyrimidin-1-yl)éthyl]-5-chloro-2-éthoxy-6-méthylphényl}pyrrolidin-2-one ;
 6-{3-[1-(4-Amino-3-méthyl-1H-pyrazolo[3,4-d]pyrimidin-1-yl)éthyl]-5-chloro-2-méthoxy-6-méthylphényl}morpholin-3-one ;
 4-{3-[1-(4-amino-3-méthyl-1H-pyrazolo[3,4-d]pyrimidin-1-yl)éthyl]-5-chloro-2-éthoxy-6-fluorophényl}pyrroli-

din-2-one ;

4-[1-(4-amino-3-méthyl-1*H*-pyrazolo[3,4-*d*]pyrimidin-1-yl)éthyl]-6-chloro-3-éthoxy-2-(5-oxopyrrolidin-3-yl)benzonitrile ; et

4-{3-[1-(4-amino-3-méthyl-1*H*-pyrazolo[3,4-*d*]pyrimidin-1-yl)éthyl]-5-chloro-2-éthoxy-6-fluorophényl}-1,3-oxazolidin-2-one ;

ou un sel pharmaceutiquement acceptable correspondant de l'un quelconque des composés mentionnés précédemment.

7. Composé pour une utilisation selon la revendication 1, le composé de formule VIIa étant 4-{3-[1-(4-amino-3-méthyl-1*H*-pyrazolo[3,4-*d*]pyrimidin-1-yl)éthyl]-5-chloro-2-éthoxy-6-fluorophényl}pyrrolidin-2-one, ou un sel pharmaceutiquement acceptable correspondant.

8. Composé pour une utilisation selon la revendication 1, le composé de formule VIIa étant (S)-4-(3-((S)-1-(4-amino-3-méthyl-1*H*-pyrazolo[3,4-*d*]pyrimidin-1-yl)éthyl)-5-chloro-2-éthoxy-6-fluorophényl)pyrrolidin-2-one, ou un sel pharmaceutiquement acceptable correspondant.

9. Composé pour une utilisation selon la revendication 1, le composé de formule VIIa étant (R)-4-(3-((S)-1-(4-amino-3-méthyl-1*H*-pyrazolo[3,4-*d*]pyrimidin-1-yl)éthyl)-5-chloro-2-éthoxy-6-fluorophényl)pyrrolidin-2-one, ou un sel pharmaceutiquement acceptable correspondant.

10. Composé pour une utilisation selon la revendication 1, le composé de formule VIIa étant (S)-4-(3-((R)-1-(4-amino-3-méthyl-1*H*-pyrazolo[3,4-*d*]pyrimidin-1-yl)éthyl)-5-chloro-2-éthoxy-6-fluorophényl)pyrrolidin-2-one, ou un sel pharmaceutiquement acceptable correspondant.

11. Composé pour une utilisation selon la revendication 1, le composé de formule VIIa étant (R)-4-(3-((R)-1-(4-amino-3-méthyl-1*H*-pyrazolo[3,4-*d*]pyrimidin-1-yl)éthyl)-5-chloro-2-éthoxy-6-fluorophényl)pyrrolidin-2-one, ou un sel pharmaceutiquement acceptable correspondant.

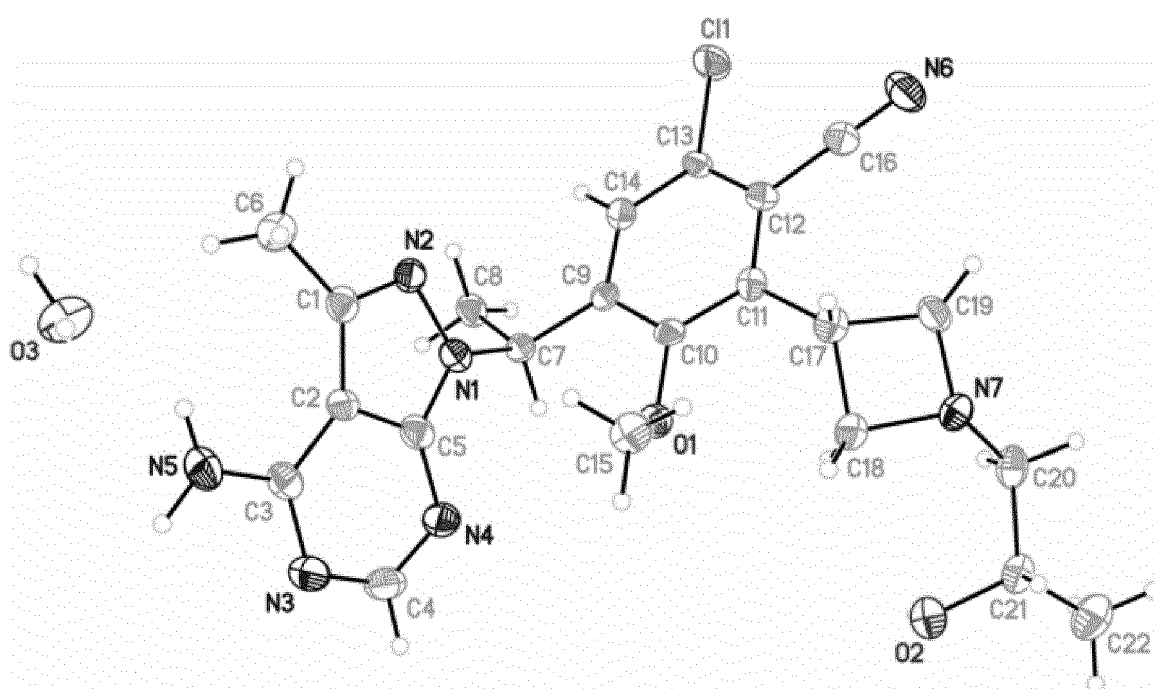
12. Composé pour une utilisation selon l'une quelconque des revendications 8 à 11, la maladie étant associée à l'expression ou l'activité anormale d'une kinase PI3K chez un patient.

13. Composé pour une utilisation selon l'une quelconque des revendications 1 à 11, la maladie impliquant une réponse inflammatoire hyperactive, éventuellement la maladie étant l'eczéma.

14. Composé pour une utilisation selon l'une quelconque des revendications 1 à 11, la maladie impliquant une réaction immunitaire, éventuellement la maladie étant une éruption cutanée ou une dermatite de contact.

15. Composé pour une utilisation selon la revendication 12, la maladie étant le psoriasis.

FIG. 1



REFERENCES CITED IN THE DESCRIPTION

This list of references cited by the applicant is for the reader's convenience only. It does not form part of the European patent document. Even though great care has been taken in compiling the references, errors or omissions cannot be excluded and the EPO disclaims all liability in this regard.

Patent documents cited in the description

- US 61530866 [0001]
- US 61594882 [0001]
- US 61677445 [0001]
- WO 2006056399 A [0154]
- US 5521184 A [0159]
- WO 04005281 A [0159]
- US 578491 [0159]
- WO 03037347 A [0160]
- WO 03099771 A [0160]
- WO 04046120 A [0160]
- WO 0009495 A [0161]
- WO 05028444 A [0161]
- WO 04080980 A [0162]
- WO 04056786 A [0162]
- WO 03024967 A [0162]
- WO 01064655 A [0162]
- WO 00053595 A [0162]
- WO 01014402 A [0162]
- WO 2011025889 A [0163]
- WO 2002000196 A [0170]

Non-patent literature cited in the description

- **CANTLEY.** *Science*, 2002, vol. 296 (5573), 1655-7 [0003]
- **JIMENEZ et al.** *J Biol Chem.*, 2002, vol. 277 (44), 41556-62 [0003]
- **BROCK et al.** *J Cell Biol.*, 2003, vol. 160 (1), 89-99 [0003]
- **VANHAESEBROECK et al.** *Trends Biochem Sci.*, 2005, vol. 30 (4), 194-204 [0003]
- **SASAKI et al.** *Science*, 2000, vol. 287 (5455), 1040-6 [0004]
- **CLAYTON et al.** *J Exp Med*, 2002, vol. 196 (6), 753-63 [0004]
- **JOU et al.** *Mol Cell Biol.*, 2002, vol. 22 (24), 8580-91 [0004]
- **OKKENHAUG et al.** *Science*, 2002, vol. 297 (5583), 1031-4 [0004]
- **CAMPS et al.** *Nat Med*, 2005, vol. 11 (9), 936-43 [0005]
- **THOMAS et al.** *Eur J Immunol.*, 2005, vol. 35 (4), 1283-91 [0005]
- **BARBER et al.** *Nat Med.*, 2005, vol. 11 (9), 933-5 [0005]
- **ALI et al.** *Nature*, 2004, vol. 431 (7011), 1007-11 [0005]
- **LEE et al.** *FASEB J*, 2006, vol. 20 (3), 455-65 [0005]
- **RANDIS et al.** *Eur. J. Immunol.*, 2008, vol. 38 (5), 1215-24 [0005]
- **SAMUELS et al.** *Science*, 2004, vol. 304 (5670), 554 [0006]
- **SAMUELS et al.** *Curr Opin Oncol*, 2006, vol. 18 (1), 77-82 [0006]
- **KANG et al.** *Proc Natl Acad Sci U S A.*, 2005, vol. 102 (3), 802-7 [0006]
- **BADER et al.** *Proc Natl Acad Sci U S A.*, 2006, vol. 103 (5), 1475-9 [0006]
- **SUJOBERT et al.** *Blood*, 2005, vol. 106 (3), 1063-6 [0006]
- **BILLOTTET et al.** *Oncogene*, 2006, vol. 25 (50), 6648-59 [0006]
- **HICKEY et al.** *J Biol Chem.*, 2006, vol. 281 (5), 2441-50 [0006]
- **BENISTANT et al.** *Oncogene*, 2000, vol. 19 (44), 5083-90 [0006]
- **MIZOGUCHI et al.** *Brain Pathol.*, 2004, vol. 14 (4), 372-7 [0006]
- **KNOBBE et al.** *Neuropathol Appl Neurobiol*, 2005, vol. 31 (5), 486-90 [0006]
- **S. J. SHUTTLEWORTH et al.** *CURRENT MEDICINAL CHEMISTRY*, vol. 18 (18), 2686-2714 [0007]
- Remington's Pharmaceutical Sciences. Mack Publishing Company, 1985, 1418 [0112]
- *Journal of Pharmaceutical Science*, 1977, vol. 66 (2) [0112]
- **T. W. GREENE ; P. G. M. WUTS.** *Protective Groups in Organic Synthesis.* Wiley & Sons, Inc., 1999 [0115]
- **KARL F. BLOM ; BRIAN GLASS ; RICHARD SPARKS ; ANDREW P. COMBS.** *Preparative LC-MS Purification: Improved Compound Specific Method Optimization.* *J. Combi. Chem.*, 2004, vol. 6 (6), 874-883 [0116]
- *JACS*, 2001, vol. 123 (9), 1862-1871 [0132]
- *J. Org. Chem*, 2011, vol. 76, 358-372 [0132]
- **LAWRENCE HARRIS.** *J. Org.Chem*, 2011, vol. 76, 358-372 [0854] [0862] [0926]
- *CHEMICAL ABSTRACTS*, 204858-53-7 [0946]