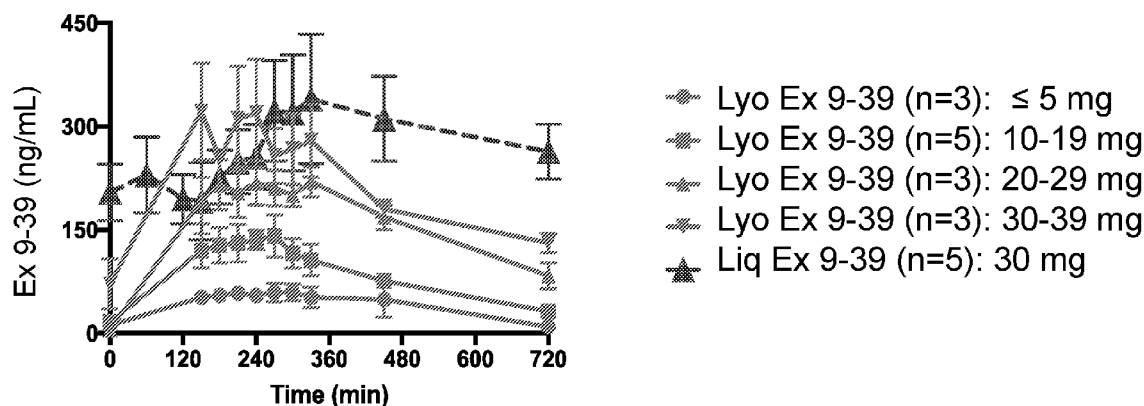




- (51) **International Patent Classification:**
A61K 9/08 (2006.01) *A61P 3/10* (2006.01)
A61K 38/16 (2006.01)
- (21) **International Application Number:**
PCT/US2017/062838
- (22) **International Filing Date:**
21 November 2017 (21.11.2017)
- (25) **Filing Language:** English
- (26) **Publication Language:** English
- (30) **Priority Data:**
62/424,979 21 November 2016 (21.11.2016) US
62/517,065 08 June 2017 (08.06.2017) US
- (71) **Applicants: EIGER BIOPHARMACEUTICALS, INC.** [US/US]; 350 Cambridge Avenue, Suite 350, Palo Alto, California 94306 (US). **THE BOARD OF TRUSTEES OF THE LELAND STANFORD JUNIOR UNIVERSITY** [US/US]; Office of the General Counsel, Building 170, 3rd Floor, Main Quad, P.O. Box 20386, Stanford, California 94305 (US).
- (72) **Inventors: XIONG, Xiaofeng;** c/o Eiger Biopharmaceuticals, Inc., 350 Cambridge Avenue, Suite 350, Palo Alto, California 94306 (US). **ODINK, Debra;** c/o Eiger Biopharmaceuticals, Inc., 350 Cambridge Avenue, Suite 350, Palo Alto, California 94306 (US). **CRAIG, Colleen M.;** c/o Eiger Biopharmaceuticals, Inc., 350 Cambridge Avenue, Suite 350, P.O. Box 20386, Palo Alto, California 94306 (US). **SMITH, Christine M.N.;** c/o Eiger Biopharmaceuticals, Inc., 350 Cambridge Avenue, Suite 350, Palo Alto, California 94306 (US).
- (74) **Agent: FLANAGAN, Lisa, D.** et al.; Kilpatrick Townsend & Stockton LLP, Mailstop: IP Docketing- 22, 1100 Peachtree Street, Suite 2800, Atlanta, Georgia 30309 (US).
- (81) **Designated States** (*unless otherwise indicated, for every kind of national protection available*): AE, AG, AL, AM, AO, AT, AU, AZ, BA, BB, BG, BH, BN, BR, BW, BY, BZ, CA, CH, CL, CN, CO, CR, CU, CZ, DE, DJ, DK, DM, DO, DZ, EC, EE, EG, ES, FI, GB, GD, GE, GH, GM, GT, HN, HR, HU, ID, IL, IN, IR, IS, JO, JP, KE, KG, KH, KN, KP, KR, KW, KZ, LA, LC, LK, LR, LS, LU, LY, MA, MD, ME, MG, MK, MN, MW, MX, MY, MZ, NA, NG, NI, NO, NZ, OM, PA, PE, PG, PH, PL, PT, QA, RO, RS, RU, RW, SA,

(54) **Title:** BUFFERED FORMULATIONS OF EXENDIN (9-39)

FIG. 9A



(57) **Abstract:** Provided herein are liquid pharmaceutical formulations comprising exendin (9-39) or a pharmaceutically acceptable salt thereof and a tonicity modifier in a physiologically acceptable buffer having a pH in the range of about 5 to about 6. In some embodiments, the liquid pharmaceutical formulation comprises exendin (9-39) or a pharmaceutically acceptable salt thereof in an acetate buffer or a citrate buffer. Methods of treating or preventing hyperinsulinemic hypoglycemia in a subject comprising administering to the subject the liquid pharmaceutical formulation are also provided.



SC, SD, SE, SG, SK, SL, SM, ST, SV, SY, TH, TJ, TM, TN,
TR, TT, TZ, UA, UG, US, UZ, VC, VN, ZA, ZM, ZW.

(84) Designated States (*unless otherwise indicated, for every kind of regional protection available*): ARIPO (BW, GH, GM, KE, LR, LS, MW, MZ, NA, RW, SD, SL, ST, SZ, TZ, UG, ZM, ZW), Eurasian (AM, AZ, BY, KG, KZ, RU, TJ, TM), European (AL, AT, BE, BG, CH, CY, CZ, DE, DK, EE, ES, FI, FR, GB, GR, HR, HU, IE, IS, IT, LT, LU, LV, MC, MK, MT, NL, NO, PL, PT, RO, RS, SE, SI, SK, SM, TR), OAPI (BF, BJ, CF, CG, CI, CM, GA, GN, GQ, GW, KM, ML, MR, NE, SN, TD, TG).

Published:

— with international search report (Art. 21(3))

BUFFERED FORMULATIONS OF EXENDIN (9-39)

CROSS-REFERENCE TO RELATED APPLICATIONS

[0001] This application claims priority to U.S. Provisional Patent Application No. 5 62/424,979, filed November 21, 2016, and to U.S. Provisional Patent Application No. 62/517,065, filed June 8, 2017, the entire contents of each of which are incorporated by reference herein.

FIELD OF THE INVENTION

10 [0002] The present invention relates to improved pharmaceutical formulations of exendin (9-39) or a pharmaceutically acceptable salt thereof and a tonicity modifier in a physiologically acceptable buffer having a pH in the range of about 5 to about 6, and methods of using the formulations of exendin (9-39) for treating or preventing hyperinsulinemic hypoglycemia that includes post-bariatric hypoglycemia (PBH), and so 15 relates to the fields of medicine, medicinal chemistry, pharmacology, chemistry, and biology.

BACKGROUND OF THE INVENTION

[0003] Insulin is a hormone secreted to control high blood glucose levels. Abnormal 20 increases in insulin secretion can lead to profound hypoglycemia that can result in seizures, brain damage and death. Glucagon-like peptide-1 (GLP-1) is a gastrointestinal hormone that is released postprandially from intestinal L-cells and binds to GLP-1 receptors on beta cells of the pancreas, thereby enhancing insulin release. In patients with PBH, GLP-1-mediated insulin secretion is exaggerated.

25 [0004] Approximately 150,000-200,000 bariatric surgical procedures are performed in the United States each year. As the number of bariatric surgeries to treat severe obesity has increased, so too has the number of individuals who experience PBH. Accordingly, there is a

growing unmet need for a therapy that safely and effectively mitigates hyperinsulinemic hypoglycemia and PBH.

[0005] Exendin (9-39) is a 31-amino acid peptide that selectively targets and blocks glucagon-like peptide-1 (GLP-1) receptors, normalizing insulin secretion by the pancreas in patients with PBH, thereby reducing hypoglycemia. Exendin (9-39) re-constituted in saline for intravenous or subcutaneous administration is currently undergoing human clinical trials as a treatment for PBH (Stanford Clinical Trials, *Clinicaltrials.gov.*, clinical trials identifiers: NCT02771574 and NCT02550145). However, there remains a need for improved liquid pharmaceutical formulations of exendin (9-39) that provide improved potency, purity, and stability.

BRIEF SUMMARY OF THE INVENTION

[0006] In one aspect, liquid pharmaceutical formulations comprising exendin (9-39) or a pharmaceutically acceptable salt thereof in a physiological buffer having a pH in the range of about 5 to about 6 are provided. In some embodiments, the liquid pharmaceutical formulation comprises the pharmaceutically acceptable salt exendin (9-39) acetate or exendin (9-39) trifluoroacetate.

[0007] In some embodiments, the physiologically acceptable buffer is an acetate buffer, a citrate buffer, a phosphate buffer, or a histidine buffer. In some embodiments, the physiologically acceptable buffer is sodium acetate or sodium citrate. In some embodiments, the buffering agent (e.g., sodium acetate or sodium citrate) is present in the formulation at a concentration from about 5 mM to about 30 mM. In some embodiments, the buffering agent (e.g., sodium acetate or sodium citrate) is present in the formulation at a concentration from about 10 mM to about 30 mM (e.g., from 10 mM to 20 mM). In some embodiments, the physiologically acceptable buffer comprises sodium acetate at a concentration of about 10 mM, about 20 mM, or about 30 mM. In some embodiments, the physiologically acceptable buffer comprises sodium acetate at a concentration of about 10 mM. In some embodiments, the physiologically acceptable buffer comprises sodium citrate at a concentration of about 10 mM. In some embodiments, the physiologically acceptable buffer comprises sodium acetate at a concentration of at least 10 mM. In some

embodiments, the physiologically acceptable buffer comprises sodium citrate at a concentration of at least 10 mM.

[0008] In some embodiments, the buffered liquid formulation comprises a tonicity modifier. In some embodiments, the tonicity modifier comprises mannitol, dextrose, glycerin, lactose, sucrose, trehalose, or a mixture thereof. In some embodiments, the tonicity modifier is mannitol. In some embodiments, the tonicity modifier is present at a concentration of about 20 to about 60 mg/ml. In some embodiments, the tonicity modifier is present at a concentration of about 45 mg/ml. In some embodiments, the tonicity modifier is present at a concentration of at least 20 mg/ml. In some embodiments, the tonicity modifier is added to target an isophysiological osmolality of about 290 mOsm/kg.

[0009] In some embodiments, the buffered liquid formulation has a pH above 5, e.g., at least pH 5.1 to about pH 6.0. In some embodiments, the buffered liquid formulation comprises a buffer having a pH in the range of 5.2 to 5.8. In some embodiments, the buffer has a pH of about 5.5.

[0010] In some embodiments, the buffered liquid formulation comprises exendin (9-39) or the pharmaceutically acceptable salt thereof at a concentration (e.g., peptide concentration) of about 10 to about 60 mg/ml (e.g., about 10 mg/ml, about 15 mg/ml, about 20 mg/ml, about 25 mg/ml, about 30 mg/ml, about 35 mg/ml, about 40 mg/ml, about 45 mg/ml, about 50 mg/ml, about 55 mg/ml, or about 60 mg/ml). In some embodiments, the buffered liquid formulation comprises exendin (9-39) or the pharmaceutically acceptable salt thereof at a concentration of about 30 to about 180 mg/ml, e.g., from about 30 mg/ml to about 150 mg/ml, from about 30 mg/ml to about 120 mg/ml, from about 50 mg/ml to about 150 mg/ml, or from about 60 mg/ml to about 120 mg/ml (e.g., about 30 mg/ml, about 40 mg/ml, about 50 mg/ml, about 60 mg/ml, about 70 mg/ml, about 80 mg/ml, about 90 mg/ml, about 100 mg/ml, about 110 mg/ml, about 120 mg/ml, about 130 mg/ml, about 140 mg/ml, about 150 mg/ml, about 160 mg/ml, about 170 mg/ml, or about 180 mg/ml). In some embodiments, the buffered liquid formulation comprises exendin (9-39) or the pharmaceutically acceptable salt thereof at a concentration of about 15 mg/ml, 30 mg/ml, 45 mg/ml, or 60 mg/ml. In some embodiments, the buffered liquid formulation comprises exendin (9-39) or the pharmaceutically acceptable salt thereof

at a concentration of at least 15 mg/ml. In some embodiments, the buffered liquid formulation comprises exendin (9-39) or the pharmaceutically acceptable salt thereof at a concentration of about 30 mg/ml. In some embodiments, the buffered liquid formulation comprises exendin (9-39) or the pharmaceutically acceptable salt thereof at a concentration
5 above 30 mg/ml. In some embodiments, the buffered liquid formulation comprises exendin (9-39) or the pharmaceutically acceptable salt thereof at a concentration of at least 60 mg/ml. In some embodiments, the buffered liquid formulation comprises exendin (9-39) or the pharmaceutically acceptable salt thereof at a concentration of about 60 mg/ml. In some
10 embodiments, the buffered liquid formulation comprises exendin (9-39) or the pharmaceutically acceptable salt thereof at a concentration of about 90 mg/ml. In some embodiments, the buffered liquid formulation comprises exendin (9-39) or the pharmaceutically acceptable salt thereof at a concentration of about 120 mg/ml.

[0011] In some embodiments, the buffered liquid formulation comprising exendin (9-39) or the pharmaceutically acceptable salt thereof does not exhibit detectable aggregation of
15 the exendin (9-39) or pharmaceutically acceptable salt thereof. In some embodiments, the buffered liquid formulation does not exhibit detectable aggregation of the exendin (9-39) or pharmaceutically acceptable salt thereof, as determined by whether the buffered liquid formulation remains as a non-gelatinous solution when stored at 50°C for 18, 24, 36, 48 or
20 72 hours. In some embodiments, the buffered liquid formulation does not exhibit detectable aggregation of the exendin (9-39) or pharmaceutically acceptable salt thereof, as determined by visual or light microscopy inspection of the buffered liquid formulation for aggregation or precipitation when stored at 50°C for 18, 24, 36, 48 or 72 hours.

[0012] In some embodiments, the buffered liquid formulation comprising exendin (9-39) or the pharmaceutically acceptable salt thereof as described herein is formulated for
25 subcutaneous administration. In some embodiments, the buffered liquid formulation is formulated for once a day (QD) or twice a day (BID) subcutaneous administration. In some embodiments, the buffered liquid formulation is administered in the morning, in the evening, or both. In some embodiments, the buffered liquid formulation is administered QD by subcutaneous injection in the morning (e.g., at least 60 minutes before a morning meal).
30 In some embodiments, the buffered liquid formulation is administered BID by subcutaneous injection (e.g., in the morning and in the evening).

[0013] In some embodiments, a buffered liquid formulation comprising exendin (9-39) or a pharmaceutically acceptable salt thereof as described herein, when administered to a human subject, exhibits an improved pharmacokinetic profile as compared to a composition comprising the same dose of exendin (9-39) or a pharmaceutically acceptable salt thereof formulated in 0.9% normal saline. In some embodiments, the buffered liquid formulation exhibits a higher C_{max} of exendin (9-39) (e.g., as measured in a plasma sample from a subject administered the formulation) than a composition comprising the same dose of exendin (9-39) or a pharmaceutically acceptable salt thereof formulated in 0.9% normal saline.

[0014] In another aspect, therapeutic methods using a buffered liquid exendin (9-39) formulation as described herein are provided. In some embodiments, methods of treating or preventing hyperinsulinemic hypoglycemia are provided. In some embodiments, methods of treating or preventing post-bariatric hypoglycemia are provided. In some embodiments, a buffered liquid exendin (9-39) formulation as described herein is administered to a subject twice daily (BID) at a dosage in the range of 5 mg – 30 mg, e.g., about 7.5-30 mg BID or about 10-30 mg BID, e.g., at a dosage of about 7.5 mg, about 10 mg, about 15 mg, about 20 mg, about 25 mg, or about 30 mg BID. In some embodiments, a buffered liquid exendin (9-39) formulation as described herein is administered to a subject once daily (QD) at a dosage in the range of 20 mg – 75 mg, e.g., about 30-75 mg QD, 30-60 mg QD, 40-70 mg QD, or 30-60 mg QD, e.g., at a dosage of about 30 mg, about 35 mg, about 40 mg, about 45 mg, about 50 mg, about 55 mg, about 60 mg, about 65 mg, about 70 mg, or about 75 mg QD. In some embodiments, a buffered liquid exendin (9-39) formulation as described herein is administered to a subject at a dosage of about 60 mg QD. In some embodiments, a buffered liquid exendin (9-39) formulation as described herein is administered to a subject at a dosage of about 30 mg BID. In some embodiments, methods of treating or preventing hyperinsulinemic hypoglycemia include administration of the buffered liquid exendin (9-39) formulation to a subject who has previously had an upper-gastrointestinal procedure, e.g., a bariatric or metabolic procedure (e.g., gastric bypass surgery).

BRIEF DESCRIPTION OF THE DRAWINGS

[0015] FIG. 1. Light microscopy images showing aliquots of exendin (9-39) formulations prepared in 0.9% normal saline placed at 50°C overnight. Left panel: aggregates formed

after 24 hours and appeared gelatinous under microscope. Right panel: after 36 hours the solutions had a jelly-like sticky liquid appearance.

[0016] FIG. 2A-2B. Potency and purity data for exendin (9-39) formulations. (A) Graphical representation of potency data obtained for formulations comprising exendin (9-39) at a concentration equivalent to 15 mg/ml, prepared in acetate or citrate buffers having various ionic strengths, over a 5 day time course at 50°C. (B) Graphical representation of purity data obtained for formulations comprising exendin (9-39) at a concentration equivalent to 15 mg/ml, prepared in acetate or citrate buffers having various ionic strengths, over a 5 day time course at 50°C.

[0017] FIG. 3. Graphical representation of the effect of pH on purity and potency of a formulation having an exendin (9-39) concentration equivalent to 15 mg/ml, prepared in 10 mM sodium acetate, over a 5 day time course at 50°C.

[0018] FIG. 4. Graphical representation of the effect of pH on impurities observed in a formulation having an exendin (9-39) concentration equivalent to 15 mg/ml, prepared in 10 mM sodium acetate.

[0019] FIG. 5A-5B. Plasma pharmacokinetic profile of formulations comprising exendin (9-39). (A) Plasma pharmacokinetic profile of exendin (9-39) acetate powder formulated in 0.9% normal saline delivered by subcutaneous administration to dogs at 0.72 mg/kg (total dose of 7.2 mg, equivalent to 30 mg human dose). (B) Plasma pharmacokinetic profile of exendin (9-39) acetate (total dose 7.2 mg) formulated in 10 mM sodium acetate buffer at a pH of 5.5 and comprising 45 mg/mL mannitol delivered by subcutaneous administration to dogs at a concentration of exendin (9-39) equivalent to 15 mg/ml, 30 mg/ml, or 45 mg/ml in humans.

[0020] FIG. 6. Schematic of study, including number of participants for each of the reconstituted lyophilized exendin (9-39) ("Part A") and buffered liquid exendin (9-39) ("Part B") formulations, dosing, and oral glucose tolerance test time points.

[0021] FIG. 7A-7D. Mean metabolic responses to OGTT at baseline and final day of treatment with ~30 mg lyophilized exendin (9-39) reconstituted in saline ("Lyo Ex 9-39") (A, C), n=6, or a 30 mg buffered liquid exendin (9-39) formulation ("Liq Ex 9-39") (B, D), n=4.

Plasma concentrations (mean \pm SEM) versus time and inset AUC levels (mean \pm SEM) are shown for glucose (A,B) and insulin (C,D). Baseline (BL): solid line with circles, black bar (inset). Lyo Ex 9-39: dashed line with squares, red bar (inset). Liq Ex 9-39: dashed line with triangles, blue bar (inset). All baseline studies were stopped at glucose <50 mg/dL and IV dextrose was administered. Baseline data shown beyond 120 minutes represents the last observation carried forward (LOCF), thereby underestimating the true difference between treatment and baseline results. *P*-values by paired two-tailed paired Student's *t* tests: * ≤ 0.05 ; ** ≤ 0.01 .

[0022] FIG. 8A-8C. Improvements in response to OGTT between baseline and final day of treatment with multiple ascending doses of lyophilized exendin (9-39) reconstituted in saline ("Lyo Ex 9-39") (green, yellow, orange, red) and a 30 mg buffered liquid exendin (9-39) formulation ("Liq Ex 9-39") (blue). Percent change (mean \pm SEM) is shown for glucose nadir (A), insulin peak (B), and hypoglycemic symptom score (C). Symptoms graded on 5-point Likert scale (0 = none; 5 = severe) imposed on the Edinburgh Hypoglycemia Symptom Scale: autonomic (sweating, shaking, palpitations, hunger); neuroglycopenic (blurred vision, confusion, drowsiness, odd behavior, speech difficulty, incoordination, dizziness, inability to concentrate); malaise (nausea, headache). *P*-value by paired two-tailed paired Student's *t* tests: * ≤ 0.05 ; ** ≤ 0.01 . All baseline studies were stopped at glucose <50 mg/dL and IV dextrose was administered, thereby underestimating the percent improvement. Subjects receiving exendin (9-39) doses < 18 mg required rescue with IV dextrose.

[0023] FIG. 9A-9B. Pharmacokinetic profiles for formulations comprising exendin (9-39). (A) 12-hour pharmacokinetic profiles by dose and formulation in 19 PBH subjects on the final day of multiple ascending doses of lyophilized exendin (9-39) reconstituted in saline ("Lyo Ex 9-39") (red) or a 30 mg buffered liquid exendin (9-39) formulation ("Liq Ex 9-39") (blue). Plasma concentration (mean \pm SEM) versus time by dose in mg. (B) AUC exendin (9-39) concentrations by dose and formulation in 19 PBH subjects on the final day of multiple ascending doses of Lyo Ex 9-39 (red) or Liq Ex 9-39 (blue). Individual plasma AUC concentrations versus dose in mg/kg.

[0024] FIG. 10A-10B. 24-hour pharmacokinetic profiles for formulations comprising exendin (9-39). (A) PK profile after single subcutaneous dose of buffered liquid exendin (9-

39) formulation in doses ranging from 7.5-90 mg. Plasma concentration (mean) versus time by dose in mg. S1= single ascending dose study, 7.5 mg dose; S2= single ascending dose study, 15 mg dose; S3= single ascending dose study, 30 mg dose; S4= single ascending dose study, 45 mg dose; M1= multiple ascending doses study, 60 mg dose; M2= multiple ascending doses study, 75 mg dose; M3= multiple ascending doses study, 90 mg dose. (B) Pharmacokinetic profile after multiple subcutaneous doses of buffered liquid exendin (9-39) formulation after 3 days of 30 mg BID dosing (Stanford MAD study of Example 3) and after 60 mg QD dosing (Phase 1 study of Example 4).

10

DETAILED DESCRIPTION OF THE INVENTION

I. Introduction

[0025] Exendin (9-39) is a glucagon-like peptide-1 (GLP-1) antagonist that selectively blocks GLP-1 receptors present on pancreatic cells, thereby preventing GLP-1-mediated enhancement of insulin secretion. Exendin (9-39) formulated in normal saline (0.9% sodium chloride, also referred to herein as "0.9% normal saline") has been administered in animal and human clinical studies for the treatment of hyperinsulinemic hypoglycemia. However, in the first clinical study involving subcutaneous injection of exendin (9-39) reconstituted in normal saline, an inverse dose-linearity was demonstrated with increasing concentration of injectate solution, suggesting concentration-dependent peptide aggregation and precipitation, with reduced pharmacokinetic exposure and clinical activity at higher concentrations. See, Example 3 of WO 2016/191395, incorporated by reference herein. Furthermore, as described herein in Examples 1 and 2, exendin (9-39) in normal saline has been shown to exhibit aggregation leading to lower exposure of exendin (9-39) under certain conditions, such as certain storage conditions or at certain concentrations of exendin (9-39).

[0026] Thus, in one aspect, the present disclosure provides for improved liquid pharmaceutical formulations of exendin (9-39) that exhibit reduced aggregation as compared to compositions comprising the same concentration of exendin (9-39) formulation in 0.9% normal saline. In another aspect, the present invention provides for formulations of exendin (9-39) that exhibit improved pharmacokinetic profiles as compared

to a composition comprising the same dose of exendin (9-39) formulated in 0.9% normal saline. In some embodiments, for example as shown in Example 2, the buffered liquid exendin (9-39) formulations of the instant disclosure, when administered to a subject, exhibit a higher C_{max} for exendin (9-39) than a composition comprising the same dose of exendin (9-39) or a pharmaceutically acceptable salt thereof formulated in 0.9% normal saline. Additionally, as described in Example 3, it has been found that the buffered liquid exendin (9-39) formulations of the instant disclosure confer greater pharmacokinetic exposure with longer duration of action as compared to exendin (9-39) formulated in 0.9% normal saline. Thus, the liquid pharmaceutical formulations of exendin (9-39) described herein also provide the advantage of improved pharmacokinetics. Additionally, the liquid pharmaceutical formulations of exendin (9-39) described herein can support lower and/or less frequent dosing for the treatment or prevention of hyperinsulinemic hypoglycemia.

II. Definitions

[0027] The terminology used herein is for the purpose of describing particular embodiments only, and is not intended to be limiting. Unless defined otherwise, all technical and scientific terms used herein have the same meaning as commonly understood by one of ordinary skill in the art to which this invention belongs. In this specification and in the claims that follow, reference will be made to a number of terms that shall be defined to have the following meanings unless a contrary intention is apparent. In some cases, terms with commonly understood meanings are defined herein for clarity and/or for ready reference, and the inclusion of such definitions herein should not be construed as representing a substantial difference over the definition of the term as generally understood in the art.

[0028] Although any methods and materials similar or equivalent to those described herein can be used in the practice or testing of the present invention, the preferred methods and materials are now described. All technical and patent publications cited herein are incorporated herein by reference in their entirety.

[0029] All numerical designations, e.g., pH, temperature, time, concentration, and molecular weight, including ranges, are approximations which are varied (+) or (-) by increments of 0.1 or 1.0, as appropriate (e.g., pH 5.4 or 5.5). It is to be understood, although

not always explicitly stated, that all numerical designations are preceded by the term "about." References to ranges include the end-points unless indicated otherwise. For example, administration of a dose of exendin (9-39) in the range 15 mg/ml – 45 mg/ml includes administration of 15 mg/ml or 45 mg/ml.

5 [0030] The singular forms "a," "an," and "the" include plural referents unless the context clearly dictates otherwise. Thus, for example, reference to "a compound" includes a plurality of compounds.

[0031] The term "comprising" is intended to mean that the compounds, compositions and methods include the recited elements, but not excluding others. "Consisting essentially of" 10 when used to define compounds, compositions and methods, means excluding other elements that would materially affect the basic and novel characteristics of the claimed invention. "Consisting of" means excluding any element, step, or ingredient not specified in the claim. Embodiments defined by each of these transition terms are within the scope of this invention.

15 [0032] "Exendin (9-39)" or "Ex(9-39)" or "Ex9" refers to a 31 amino acid peptide with an empirical formula of $C_{149}H_{234}N_{40}O_{47}S$ and a molecular weight of 3369.8 Daltons. Exendin (9-39) comprises residues 9-39 of the GLP-1 receptor agonist exendin-4 and is a GLP-1 receptor antagonist. See, Montrose-Rafizadeh et al., *Journal of Biological Chemistry*, 272:21201-21206 (1997). The amino acid sequence for exendin (9-39) is shown as follows: H-Asp-Leu- 20 Ser-Lys-Gln-Met-Glu-Glu-Glu-Ala-Val-Arg-Leu-Phe-Ile-Glu-Trp-Leu-Lys-Asn-Gly-Gly-Pro-Ser-Ser-Gly-Ala-Pro-Pro-Pro-Ser-NH₂ (SEQ ID NO: 1). Exendin (9-39) has a predicted isoelectric point of 4.69 and has a net charge of -1 at pH 6 that increases to a net charge of +4 at pH 3.0. As used herein, the term "exendin (9-39)" also encompasses pharmaceutically acceptable salts of exendin (9-39), including but not limited to sulfate, hydrochloride, 25 phosphophate, sulfamate, acetate, citrate, lactate, tartrate, methanesulfonate, ethanesulfonate, benzenesulfonate, p-toluenesulfonate, cyclohexylsulfamate and quinate salts. In some embodiments, exendin (9-39) is in the form of exendin (9-39) acetate or exendin (9-39) trifluoroacetate. Where not otherwise specified herein, exendin (9-39) acetate is used. Exendin (9-39) and pharmaceutically acceptable salts thereof are 30 commercially available (e.g., Bachem (Clinalfa, Läufelfingen, Switzerland)).

[0033] As used herein, the term "tonicity modifier" refers to a compound or agent that adjusts the tonicity (osmotic pressure gradient) of a solution to prevent harmful effects that can occur upon administration of a solution that differs significantly from the tonicity of physiologic fluids. In some embodiments, a tonicity modifier comprises mannitol, dextrose, glycerin, lactose, sucrose, trehalose, or a mixture thereof.

[0034] As used herein, the term "physiologically acceptable buffer" refers to a solution that is suitable for use in a formulation for administration to a subject and that has the effect of maintaining or controlling the pH of the formulation in the pH range desired for the formulation. In some embodiments, the physiologically acceptable buffer maintains the pH of the formulation in a pH range of about 5 to about 6. In some embodiments, the physiologically acceptable buffer maintains the pH of the formulation at a pH above 5. Acceptable buffers include, but are not limited to, acetate buffers, citrate buffers, phosphate buffers, and mixtures thereof.

[0035] The term "pharmaceutical formulation" or "pharmaceutical formulation," as used herein, refers to a composition suitable for administration to a subject. Generally a pharmaceutical formulation is sterile, and preferably free of contaminants that are capable of eliciting an undesirable response within the subject (e.g., the compounds in the pharmaceutical formulation are pharmaceutical grade). Pharmaceutical formulations can be designed for administration to subjects or patients in need thereof via a number of different routes of administration, including oral, intravenous, buccal, rectal, parenteral, intraperitoneal, intradermal, intramuscular, subcutaneous, inhalational and the like. In some embodiments, a pharmaceutical formulation as described herein is formulated for subcutaneous administration.

[0036] As used herein, a "therapeutically effective amount" is an amount of an active ingredient (e.g., exendin (9-39) or its pharmaceutically acceptable salt) that eliminates, ameliorates, alleviates, or provides relief of the symptoms or clinical outcomes for which it is administered.

[0037] The terms "treatment," "treating," and "treat," as used herein in reference to administering exendin (9-39) to treat hyperinsulinemic hypoglycemia, covers any treatment of a disease in a human subject, and includes: (a) reducing the risk, frequency or severity of

hypoglycemic episodes in patients with a history of hyperinsulinemic hypoglycemia, (b) reducing the risk of occurrence of hypoglycemia in a subject determined to be predisposed to the disease, such as a person who has received post-bariatric surgery, but not yet diagnosed as having the disease, (c) impeding the development of the disease; and/or (d) 5 relieving the disease, i.e., causing regression of the disease and/or relieving one or more disease symptoms.

[0038] The terms "administer," "administering," and "administration" as used herein, refer to introducing a compound (e.g., exendin (9-39)), a composition, or an agent into a subject or patient, such as a human. As used herein, the terms encompass both direct 10 administration, (e.g., self-administration or administration to a patient by a medical professional) and indirect administration (e.g., the act of prescribing a compound or composition to a subject).

[0039] "QD" and "BID" have their usual meanings of, respectively, administration of a buffered liquid formulation of exendin (9-39) once per day or twice per day. In some 15 embodiments, administration once per day (QD) means that at least 20 hours, at least 22 hours, or about 24 hours elapse between administrations. In some embodiments, administration once per day means administration about every 24 hours. In some embodiments, administration twice per day (BID) means that at least 4 hours, at least 6 hours, at least 8 hours, at least 10 hours, at least 11 hours, or about 12 hours elapse 20 between administrations. In some embodiments, administration twice per day means administration about every 12 hours.

[0040] As used herein, the terms "patient" and "subject" interchangeably refer to an individual (e.g., a human or a non-human mammal) having or prone to a condition that can be treated or prevented by administration of an exendin (9-39) formulation as provided 25 herein. In some embodiments, a patient or subject has hyperinsulinemic hypoglycemia. In some embodiments, a patient or subject has previously had a bariatric procedure (e.g., gastric bypass surgery).

[0041] As used herein, the terms "aggregate," "aggregation," and "precipitation" are used interchangeably to refer to a physical interaction between exendin (9-39) polypeptides in a 30 formulation that results in formation of oligomers, which may form large aggregates that

can precipitate from solution. In some embodiments, large aggregates of exendin (9-39) may be visible to the naked eye or may be visible using detection methods known in the art, such as light microscopy. In some embodiments, aggregate formation by a polypeptide, such as during storage of a formulation, can adversely affect biological activity of the polypeptide, resulting in loss of therapeutic efficacy of the pharmaceutical formulation. In some embodiments, a formulation comprising exendin (9-39) as described herein does not exhibit "detectable aggregation," e.g., upon storage or administration to a subject, when aggregates are not visible by light microscopy (e.g., after a period of time such as 24, 36, or 48 hours).

10 [0042] The term "stored" or "storage" as used herein refers to storage of a formulation, e.g., a buffered liquid formulation comprising exendin (9-39) or a pharmaceutically acceptable salt thereof as described herein, at a specified temperature for a specified period of time. In some embodiments, the formulation is stored for a prolonged period of time (e.g., one month, two months, three months, four months, five months, six months or longer). In some embodiments, the formulation is stored at a temperature of about 5°C, 15 25°C, 30°C, 37°C, 40°C, or 50°C. In some embodiments, the formulation is stored at a defined temperature for a defined period of time (e.g., at 50°C) for a defined period of time (e.g., 12 hours, 24 hours, 36 hours, 48 hours, 60 hours, or 72 hours) for the purposes of testing one or more properties of the formulation, e.g., for testing whether the formulation exhibits aggregation.

20 III. Exendin (9-39) Formulations

[0043] In one aspect, buffered liquid formulations are provided that comprise exendin (9-39) or a pharmaceutically acceptable salt thereof in a physiologically acceptable buffer having a pH above 5.0. In some embodiments, buffered liquid formulations are provided that comprise exendin (9-39) or a pharmaceutically acceptable salt thereof in a 25 physiologically acceptable buffer having a pH in the range of about 5 to about 6. In some embodiments, the formulation further comprises a tonicity modifier.

[0044] As described herein, it has been surprisingly found that certain properties and pharmacokinetic parameters of a buffered liquid formulation comprising exendin (9-39) or the pharmaceutically acceptable salt thereof can be modulated by selecting an appropriate 30

exendin (9-39) concentration, tonicity modifier, physiologically acceptable buffer, and pH. For example, as described in Example 1 below, buffered liquid formulations comprising exendin (9-39) or the pharmaceutically acceptable salt thereof can be improved with respect to properties such as exendin (9-39) aggregation after storage for period of time, 5 potency of exendin (9-39) after storage for a period of time, and purity of exendin (9-39) after storage for a period of time by the selection of the exendin (9-39) concentration, tonicity modifier, physiologically acceptable buffer, and pH.

[0045] It has also been found, as described in Examples 2 and 3 below, that formulations comprising exendin (9-39) in a physiologically acceptable buffer having a pH above 5, e.g., a 10 pH in the range of about 5 to about 6, exhibit improved pharmacokinetic properties relative to reconstituted lyophilized exendin (9-39) known in the art. For example, Example 2 shows that subcutaneous injection of a buffered exendin (9-39) formulation resulted in a higher C_{max} for exendin (9-39) in plasma relative to a composition comprising the same dose of exendin (9-39) or a pharmaceutically acceptable salt thereof formulated in 0.9% normal 15 saline. See, FIG. 5A and FIG. 5B. Example 3 shows that subcutaneous injection of a buffered exendin (9-39) formulation resulted in a higher C_{max} , a higher 12-hour AUC, and higher trough plasma concentrations of exendin (9-39) as compared to reconstituted lyophilized exendin (9-39).

Exendin (9-39)

20 [0046] In some embodiments, the buffered formulation comprises exendin (9-39). In some embodiments, the formulation comprises a pharmaceutically acceptable salt of exendin (9-39). In some embodiments, the formulation comprises the pharmaceutically acceptable salt exendin (9-39) acetate or exendin (9-39) trifluoroacetate.

[0047] In some embodiments, the formulation comprises exendin (9-39) or a 25 pharmaceutically acceptable salt thereof at a concentration of about 4-90 mg/ml, about 4-60 mg/ml, about 4-45 mg/ml, about 10-90 mg/ml, about 10-60 mg/ml, about 10-45 mg/ml, about 10-40 mg/ml, about 10-35 mg/ml, about 10-30 mg/ml, about 12-25 mg/ml, about 12-20 mg/ml, about 12-15 mg/ml, about 30-90 mg/ml, about 30-60 mg/ml, about 30-70 mg/ml, about 45-90 mg/ml, about 45-75 mg/ml, about 60-90 mg/ml, or about 30-70 mg/ml (e.g., 30 about 4 mg/ml, about 5 mg/ml, about 6 mg/ml, about 7 mg/ml, about 8 mg/ml, about 9

mg/ml, about 10 mg/ml, about 11 mg/ml, about 12 mg/ml, about 13 mg/ml, about 14 mg/ml, about 15 mg/ml, about 16 mg/ml, about 17 mg/ml, about 18 mg/ml, about 19 mg/ml, about 20 mg/ml, about 25 mg/ml, about 30 mg/ml, about 35 mg/ml, about 40 mg/ml, about 45 mg/ml, about 50 mg/ml, about 55 mg/ml, about 60 mg/ml, about 65 mg/ml, about 70 mg/ml, about 75 mg/ml, about 80 mg/ml, about 85 mg/ml, or about 90 mg/ml). In some embodiments, the formulation comprises exendin (9-39) at a concentration of about 15 mg/ml to about 45 mg/ml. In some embodiments, the formulation comprises exendin (9-39) at a concentration of about 15 mg/ml. In some embodiments, the formulation comprises exendin (9-39) at a concentration in the range of about 25 mg/ml to about 35 mg/ml. In some embodiments, the formulation comprises exendin (9-39) at a concentration of about 30 mg/ml. In some embodiments, the formulation comprises exendin (9-39) at a concentration in the range of about 40 mg/ml to about 50 mg/ml. In some embodiments, the formulation comprises exendin (9-39) at a concentration of about 45 mg/ml. In some embodiments, the formulation comprises exendin (9-39) at a concentration in the range of about 30 mg/ml to about 60 mg/ml. In some embodiments, the formulation comprises exendin (9-39) at a concentration in the range of about 30 mg/ml to about 90 mg/ml. In some embodiments, the formulation comprises exendin (9-39) at a concentration in the range of about 45 mg/ml to about 90 mg/ml. In some embodiments, the formulation comprises exendin (9-39) at a concentration of about 60 mg/ml. In some embodiments, the formulation comprises exendin (9-39) at a concentration of about 75 mg/ml.

Physiologically Acceptable Buffers

[0048] In some embodiments, the buffered liquid formulation comprises exendin (9-39) or the pharmaceutically acceptable salt thereof in a physiologically acceptable buffer having a pH in the range of about 5 to about 6. In some embodiments, the buffer is compatible with subcutaneous administration. In some embodiments, the physiologically acceptable buffer is a buffer that results in a liquid formulation having a pH at or about physiological pH, or within a relatively narrow pH range near physiological pH (e.g., between about 5.0 to about 8.0). In some embodiments, the physiologically acceptable buffer is at a pH that prevents, limits, or reduces the formation of exendin (9-39) aggregates in the liquid pharmaceutical

formulation upon storage or administration to a subject. In some embodiments, the physiologically acceptable buffer has a pH above 5.0.

[0049] In one embodiment, a physiologically acceptable buffer comprises a solution having a stable pH over a prolonged period of time (e.g., about 1 hour, about 2 hours, about 5 4 hours, about 8 hours, about 12 hours, about 3 days, about 5 days, about 7 days, about 10 days, about 14 days, about 1 month, or longer). In one embodiment, a physiologically acceptable buffer comprises a solution that stabilizes the functionality of the exendin (9-39) during prolonged storage. In one embodiment, the storage can comprise about 1 hour, about 2 hours, about 4 hours, about 8 hours, about 12 hours, about 3 days, about 5 days, 10 about 7 days, about 10 days, about 14 days, about 1 month, or longer.

[0050] In one embodiment, the buffered liquid formulation comprises a physiologically acceptable buffer having a pH in the range of about 5 to about 6 (e.g., a range including 5.0, 5.1, 5.2, 5.3, 5.4, 5.5, 5.6, 5.7, 5.8, 5.9 and 6.0). In one embodiment, the buffered liquid formulation comprises a physiologically acceptable buffer having a pH above 5.0 and up to 15 about 6. In one embodiment, the physiologically acceptable buffer has a pH above 5.0 and up to about 5.5. In one embodiment, the physiologically acceptable buffer has a pH in the range of 5.2 to 5.8 (e.g., 5.2, 5.3, 5.4, 5.5, 5.6, 5.7, or 5.8). In one embodiment, the physiologically acceptable buffer has a pH in the range of 5.0 to 5.5 (e.g., 5.1, 5.2, 5.3, 5.4, or 5.5). In one embodiment, the physiologically acceptable buffer has a pH in the range of 20 about 5.5 to about 6. In one embodiment, the physiologically acceptable buffer has a pH of about 5.5.

[0051] In one embodiment, the physiologically acceptable buffer comprises an acetate buffer, a citrate buffer, a phosphate buffer, a histidine buffer, or a mixture thereof. In one embodiment, the physiologically acceptable buffer comprises sodium acetate, potassium 25 acetate, trisodium citrate, magnesium citrate, potassium citrate, potassium phosphate, or a mixture thereof. In one embodiment, the physiologically acceptable buffer comprises a buffering agent (e.g., sodium acetate) at a concentration from about 5 mM to about 30 mM, about 10 mM to about 30 mM, about 15 mM to about 30 mM, about 20 mM to about 30 mM, or about 25 mM to about 30 mM (e.g., about 5 mM, about 8 mM, about 10 mM, about 30 12 mM, about 15 mM, about 18 mM, about 20 mM, about 22 mM, about 25 mM, about 28

mM, or about 30 mM). In some embodiments, the physiologically acceptable buffer comprises the buffering agent (e.g., sodium acetate) at a concentration of at least 10 mM.

[0052] In some embodiments, the physiologically acceptable buffer comprises an acetate buffer. In some embodiments, the buffering agent is sodium acetate. In some embodiments, the buffering agent is potassium acetate. In some embodiments, the physiologically acceptable buffer comprises an acetate buffer (e.g., sodium acetate or potassium acetate) at a concentration of about 5 mM to about 30 mM, e.g., about 10 mM to about 20 mM. In some embodiments, the physiologically acceptable buffer comprises an acetate buffer (e.g., sodium acetate or potassium acetate) at a concentration of about 10 mM.

[0053] In some embodiments, the physiologically acceptable buffer comprises a citrate buffer. In some embodiments, the buffering agent is trisodium citrate. In some embodiments, the buffering agent is magnesium citrate. In some embodiments, the buffering agent is potassium citrate. In one embodiment, the physiologically acceptable buffer comprises the citrate buffer (e.g., sodium citrate, magnesium citrate, or potassium citrate) at a concentration from about 5 mM to about 30 mM, e.g., about 10 mM to about 20 mM. In some embodiments, the physiologically acceptable buffer comprises the citrate buffer (e.g., sodium citrate, magnesium citrate, or potassium citrate) at a concentration of about 10 mM.

[0054] In one embodiment, the physiologically acceptable buffer comprises a phosphate buffer. In one embodiment, the physiologically acceptable buffer comprises potassium phosphate. In one embodiment, the physiologically acceptable buffer comprises potassium phosphate at a concentration from about 5 mM to about 30 mM, e.g., about 10 mM to about 20 mM. In some embodiments, the physiologically acceptable buffer comprises the phosphate buffer (e.g., potassium phosphate) at a concentration of about 10 mM.

25 Tonicity Modifiers

[0055] In some embodiments, the buffered formulation comprises a tonicity modifier. In some embodiments, the tonicity modifier is mannitol, dextrose, glycerin, lactose, sucrose, trehalose, or a mixture thereof. In some embodiments, the tonicity modifier is mannitol. The use of tonicity modifiers is well known in the medicinal arts, and one of skill in the art can use one or more of the tonicity modifiers disclosed herein to provide a liquid

pharmaceutical formulation suitable for subcutaneous administration. See, for example, Pramanick et al., *Pharma Times.*, Vol 45, No. 3, (2013); see also, *Formulating Poorly Water Soluble Drugs*, Williams, Watts, and Miller, eds., Springer Science and Business Media (2011).

5 [0056] In some embodiments, the tonicity modifier or combination of tonicity modifiers is present in the formulation at a concentration of about 20-75 mg/ml, about 20-60 mg/ml, about 25-55 mg/ml, about 30-75 mg/ml, about 30-50 mg/ml, about 35-45 mg/ml, about 40-45 mg/ml, about 45-75 mg/ml, or about 45-60 mg/ml (e.g., about 20 mg/ml, about 22 mg/ml, about 25 mg/ml, about 28 mg/ml, about 30 mg/ml, about 32 mg/ml, about 35
10 mg/ml, about 38 mg/ml, about 40 mg/ml, about 42 mg/ml, about 45 mg/ml, about 48 mg/ml, about 50 mg/ml, about 52 mg/ml, about 55 mg/ml, about 58 mg/ml, about 60 mg/ml, about 65 mg/ml, about 70 mg/ml, or about 75 mg/ml). In some embodiments, the formulation comprises the tonicity modifier at a concentration range of about 30 mg/ml to about 60 mg/ml.

15 [0057] In some embodiments, the tonicity modifier or combination of tonicity modifiers is present in the formulation in an amount that results in the formulation having an isophysiological osmolality. In some embodiments, the tonicity modifier or combination of tonicity modifiers is present in the formulation in an amount that results in the formulation having an osmolality of about 275 to 300 mOsm/kg (e.g., about 275 mOsm/kg, about 280
20 mOsm/kg, about 285 mOsm/kg, about 290 mOsm/kg, about 295 mOsm/kg, or about 300 mOsm/kg). In some embodiments, the tonicity modifier or combination of tonicity modifiers (e.g., mannitol, dextrose, glycerin, lactose, sucrose, trehalose, or a combination thereof) is present in the formulation in an amount that results in the formulation having an osmolality of about 290 mOsm/kg.

25 [0058] In some embodiments, the tonicity modifier comprises mannitol. In some embodiments, the mannitol is present at a concentration of about 40-50 mg/ml. In some embodiments, the mannitol is present at a concentration in the range of about 40 mg/ml to about 45 mg/ml. In some embodiments, the mannitol is present at a concentration of about 45 mg/ml. In some embodiments, the mannitol is present at a concentration of at least 45
30 mg/ml.

[0059] In one embodiment, the tonicity modifier comprises dextrose. In one embodiment, the dextrose is present at a concentration of about 20 mg/ml to about 60 mg/ml (e.g., about 20 mg/ml, about 40 mg/ml, about 45 mg/ml, or about 60 mg/ml).

[0060] In one embodiment, the tonicity modifier comprises glycerin. In some
5 embodiments, the glycerin is present at a concentration of about 20 mg/ml to about 60 mg/ml (e.g., about 20 mg/ml, about 40 mg/ml, about 45 mg/ml, or about 60 mg/ml).

[0061] In one embodiment, the tonicity modifier comprises lactose. In one aspect, the lactose is present at a concentration of about 20 mg/ml to about 60 mg/ml (e.g., about 20 mg/ml, about 40 mg/ml, about 45 mg/ml, or about 60 mg/ml).

10 [0062] In one embodiment, the tonicity modifier comprises sucrose. In some embodiments, the sucrose is present at a concentration of about 20 mg/ml to about 60 mg/ml (e.g., about 20 mg/ml, about 40 mg/ml, about 45 mg/ml, or about 60 mg/ml).

[0063] In one embodiment, the tonicity modifier comprises trehalose. In one aspect, the trehalose is present at a concentration of about 20 mg/ml to about 60 mg/ml (e.g., about 20
15 mg/ml, about 40 mg/ml, about 45 mg/ml, or about 60 mg/ml).

[0064] In some embodiments, the buffered formulation comprises two or more tonicity modifiers. In some embodiments, the buffered formulation comprises two or more tonicity modifiers selected from the group consisting of mannitol, dextrose, glycerin, lactose, sucrose, and trehalose. In some embodiments, the buffered formulation comprises
20 mannitol at least one other tonicity modifier.

Additional Excipients

[0065] In some embodiments, the formulation further comprises one or more additional excipients such as preservatives, surfactants (e.g., a polysorbate or a poloxamer), or colorants (e.g., pharmaceutically acceptable dyes, inorganic pigments, and natural
25 colorants). A wide variety of pharmaceutically acceptable excipients are known in the art. Pharmaceutically acceptable excipients have been amply described in a variety of publications, including, for example, A. Gennaro (2000) "Remington: The Science and Practice of Pharmacy," 20th edition, Lippincott, Williams, & Wilkins; Pharmaceutical Dosage Forms and Drug Delivery Systems (1999) H.C. Ansel et al., eds., 7th ed., Lippincott, Williams,

& Wilkins; and Handbook of Pharmaceutical Excipients (2000) A.H. Kibbe et al., eds., 3rd ed. Amer. Pharmaceutical Assoc., each of which is incorporated by reference herein.

IV. Therapeutic Methods

[0066] In another aspect, methods of treatment comprising administering a buffered liquid formulation comprising exendin (9-39) or a pharmaceutically acceptable salt thereof as described herein are provided. In some embodiments, the method comprises administering a buffered liquid formulation of exendin (9-39) as described herein in an amount effective to prevent or reduce the symptoms of hyperinsulinemic hypoglycemia. In some embodiments, the method comprises administering a buffered liquid formulation of exendin (9-39) as described herein in an amount effective to prevent or reduce the symptoms, metabolic outcomes, and/or clinical outcomes of post-bariatric hypoglycemia.

Patient Population

[0067] In some embodiments, a subject to be treated according to the methods described herein is a subject having hyperinsulinemic hypoglycemia (HH). In certain embodiments, the subject having hyperinsulinemic hypoglycemia has previously had bariatric surgery (e.g., Roux-en-Y Gastric Bypass) and/or a related metabolic procedure. In certain embodiments, the subject has previously had bariatric surgery (e.g., Roux-en-Y Gastric Bypass) and/or a related metabolic procedure and is at risk for developing hyperinsulinemic hypoglycemia. In some embodiments, the subject having hyperinsulinemic hypoglycemia has previously had an upper-gastrointestinal procedure, such as gastrectomy or esophagectomy.

[0068] "Hyperinsulinemic hypoglycemia," as used herein, encompasses the conditions dumping syndrome, late dumping syndrome, nesideoblastosis, noninsulinoma pancreatogenous hypoglycemia syndrome (NIPHS), and/or post-prandial reactive hypoglycemia. Hyperinsulinemic hypoglycemia may result from a gastric, bariatric, or metabolic procedure, such as a Roux-en-Y gastric bypass (RYGB) or vertical sleeve gastrectomy (VSG), or may have a congenital, acquired, or induced origin.

[0069] Subjects with hyperinsulinemic hypoglycemia may be identified by any suitable method. In some embodiments, hyperinsulinemic hypoglycemia is diagnosed by the presence of Whipple's triad, which has the following criteria: (1) the occurrence of hypoglycemic symptoms; (2) documented low plasma glucose level at the type of the

symptoms; and (3) resolution of the symptoms after plasma glucose is raised. In some embodiments, hyperinsulinemic hypoglycemia is defined by the occurrence of capillary glucose ≤ 50 mg/dL at least once per month by report by the subject or medical record. In some embodiments, hyperinsulinemic hypoglycemia is defined by a plasma glucose concentration of <54 mg/dL detected by self-monitoring of plasma glucose, continuous glucose monitoring for at least 20 minutes, or a laboratory measurement of plasma glucose. In some embodiments, hyperinsulinemic hypoglycemia is defined by a plasma glucose concentration of ≤ 55 mg/dL during an oral glucose tolerance test or meal tolerance test in association with inappropriately elevated plasma insulin (≥ 3 uU/mL) or c-peptide (>0.3 mg/dL) when glucose was ≤ 55 mg/dL. In some embodiments, hyperinsulinemic hypoglycemia is defined by a plasma glucose concentration of ≤ 60 mg/dL during an oral glucose tolerance test or meal tolerance test in association with inappropriately elevated plasma insulin (≥ 3 uU/mL) or c-peptide (>0.3 mg/dL) when glucose was ≤ 60 mg/dL. In some embodiments, hyperinsulinemic hypoglycemia is diagnosed by a positive provocative test, e.g., an oral glucose tolerance test (OGTT) or a mixed meal tolerance test (MMTT). See, Eisenberg et al., *Surgery for Obesity and Related Diseases*, 2017, 13:371-378; see also, *Diabetes Care*, 2016, doi: 10.2337/dc16-2215.

[0070] In one embodiment, the subject to be treated has previously had a bariatric procedure and/or related metabolic procedure, such as a Roux-en-Y Gastric Bypass procedure. Bariatric and/or related metabolic procedures include, but are not limited to, Roux-en-Y Gastric Bypass, Vertical Sleeve Gastrectomy, placement of an endosleeve device, such as the EndoBarrier Gastrointestinal Liner System, also called an “endoluminal liner,” duodenal mucosal resurfacing, also referred to as duodenal ablation, partial bypass of the duodenum, involving duodeno-ileal or duodeno-jejunal anastomosis, vagal nerve blockade, and/or pyloroplasty).

[0071] A bariatric procedure (i.e., bariatric surgery) typically involves any of the foregoing: partially or completely bypassing the duodenum and/or decreasing nutrient exposure to the duodenum, increasing the rapidity of nutrient transit to the lower part of the intestines (often specifically the ileum), and/or otherwise increasing ileal nutrient exposure. Bariatric surgery may be intended for weight loss or metabolic benefit (such as resolution of diabetes), or both. Such weight loss or metabolic procedures, referred to herein as “bariatric

procedures” may enhance secretion of GLP-1 from the distal small intestine, especially the ileum, leading to elevated insulin secretion, and in some subjects hypoglycemia. In some embodiments, the subject may be referred to as a “post bariatric surgery” subject or “post-RYGB.”

5 [0072] In another embodiment, the subject to be treated has previously had a related metabolic procedure. As but one example, in one embodiment, the subject to be treated has previously had a non-bariatric surgical procedure involving the gastrointestinal system (including but not limited to esophagectomy, for example for treatment of esophageal cancer, Nissen Fundoplication, for example for treatment of gastroesophageal reflux, or
10 gastrectomy, for example for treatment or prevention of gastric cancer) and so may be referred to herein as “post gastrointestinal surgery.”

[0073] In another embodiment, the subject to be treated is prediabetic and/or insulin resistant and may benefit from prevention of pancreatic hyperstimulation from oral carbohydrate ingestion leading to post-prandial hypoglycemia. In another embodiment, the
15 subject to be treated has a congenital, acquired, or induced form of hyperinsulinemic hypoglycemia, such as congenital hyperinsulinism or sometimes referred to as congenital nesidioblastosis.

[0074] Suitable patient populations and methods of identifying patients are also described in PCT Patent Application No. PCT/US2016/033837, incorporated by reference herein.

20 [0075] In some embodiments, the patient is a human patient. In some embodiments, the patient is an adult. In some embodiments, the patient is a juvenile. In some embodiments, the patient is an adult who has previously undergone a bariatric procedure (e.g., gastric bypass surgery).

Routes of Administration and Dosing Regimens

25 [0076] In some embodiments, a buffered liquid formulation comprising exendin (9-39) as described herein is administered by subcutaneous administration (e.g., subcutaneous injection). Sites of injection, include, but are not limited to, injection in the thigh, abdomen, upper arm region, or upper buttock region.

[0077] In some embodiments, buffered liquid exendin (9-39) formulations of the present disclosure are formulated for subcutaneous administration. In one embodiment, the buffered liquid exendin (9-39) formulations of the present invention are formulated for subcutaneous administration according to a once daily (QD) or twice daily (BID) regime.

5 Injectate Formulations

[0078] In some embodiments, the buffered liquid exendin (9-39) formulation is formulated as a single-use prefilled syringe, e.g., in a kit comprising multiple single-use prefilled syringes (e.g., 10, 20, 30, 40, 50, or 60 prefilled syringes). In some embodiments, the single-use prefilled syringe comprises an exendin (9-39) liquid pharmaceutical
10 formulation comprising about 5-75 mg of exendin (9-39), a tonicity modifier, and a buffer having a pH in the range of 5.0 to 6.0.

[0079] In some embodiments, the buffered liquid exendin (9-39) formulation is formulated as a sterile, preserved isotonic solution in a unit or multi-dose glass vial or ampule for administration with the use of a syringe, similar to a glucagon emergency kit. In
15 some embodiments, the buffered liquid exendin (9-39) formulation is provided as an injectable solution in a single-dose tray containing a vial of a buffered liquid exendin (9-39) formulation as described herein (e.g., a formulation comprising about 5-75 mg of exendin (9-39), a tonicity modifier, and a buffer having a pH of about 5.5, and optionally an appropriate volume of an antimicrobial preservative), a vial connector, a syringe, and one or
20 more needles.

[0080] In some embodiments, the buffered liquid exendin (9-39) formulation is formulated as a sterile, preserved isotonic solution in a glass cartridge pen-injector device. As a non-limiting example, the formulation comprises about 5-75 mg of exendin (9-39) (e.g., about 5-45 mg or about 30-75 mg of exendin (9-39)), a tonicity modifier and a buffer having
25 a pH in the range of about 5.5, and optionally an appropriate volume of an antimicrobial preservative.

[0081] In some embodiments, each dose is administered in a total volume ranging from 0.25-2 ml injectate, with most subjects administering an injection volume ranging from 0.5-1.5 ml, e.g., 0.7-1 ml.

Treatment Parameters

[0082] In some embodiments, compositions comprising a therapeutically effective dose of a liquid pharmaceutical formulation comprising exendin (9-39) or a pharmaceutically acceptable salt thereof and a tonicity modifier in a physiologically acceptable buffer having a pH in the range of about 5 to about 6 are administered to a subject in need thereof for the treatment or prevention of hyperinsulinemic hypoglycemia.

[0083] In one embodiment, the method comprises administering (e.g., subcutaneously administering) a therapeutically effective dose of exendin (9-39) or a pharmaceutically acceptable salt thereof and a tonicity modifier in a physiologically acceptable buffer having a pH in the range of about 5 to about 6 to a subject in need thereof. In some embodiments, the therapeutically effective amount of exendin (9-39) (or a pharmaceutically acceptable salt thereof) is an amount ranging from about 15 mg/ml to about 180 mg/ml, e.g., from about 15 mg/ml to about 60 mg/ml, from about 18 mg/ml to about 50 mg/ml, from about 20 mg/ml to about 30 mg/ml, from about 30 mg/ml to about 60 mg/ml, from about 30 mg/ml to about 45 mg/ml, from about 45 mg/ml to about 90 mg/ml, from about 45 mg/ml to about 60 mg/ml, from about 30 mg/ml to about 180 mg/ml, from about 30 mg/ml to about 150 mg/ml, from about 30 mg/ml to about 90 mg/ml, from about 30 mg/ml to about 120 mg/ml, from about 45 mg/ml to about 150 mg/ml, or from about 60 mg/ml to about 180 mg/ml. In some embodiments, the therapeutically effective amount of exendin (9-39) (or a pharmaceutically acceptable salt thereof) is an amount of about 15 mg/ml, about 18 mg/ml, about 20 mg/ml, about 25 mg/ml, about 30 mg/ml, about 35 mg/ml, about 40 mg/ml, about 42 mg/ml, about 45 mg/ml, about 48 mg/ml, about 50 mg/ml, about 52 mg/ml, about 55 mg/ml, about 58 mg/ml, about 60 mg/ml, about 65 mg/ml, about 70 mg/ml, about 75 mg/ml, about 80 mg/ml, about 85 mg/ml, or about 90 mg/ml.

[0084] In some embodiments, the method comprises administering (e.g., subcutaneously administering) a buffered liquid formulation of exendin (9-39) as described herein at a total daily dosage of exendin (9-39) from about 10 mg to about 90 mg, e.g., a total daily dosage of exendin (9-39) of about 10 mg to about 75 mg, about 10 mg to about 60 mg, about 15 mg to about 90 mg, about 15 mg to about 75 mg, about 15 mg to about 60 mg, about 20 mg to about 90 mg, about 20 mg to about 75 mg, about 25 mg to about 75 mg, about 25 mg to about 60 mg, about 30 mg to about 90 mg, about 30 mg to about 75 mg, about 30 mg to

about 60 mg, or about 40 mg to about 90 mg. In some embodiments, the buffered formulation is administered at a total daily dosage of exendin (9-39) of at least about 20 mg, at least about 30 mg, at least about 40 mg, at least about 50 mg, or at least about 60 mg. In some embodiments, the buffered formulation is administered at a total daily dosage of
5 exendin (9-39) of about 10 mg, about 15 mg, about 20 mg, about 25 mg, about 30 mg, about 35 mg, about 40 mg, about 45 mg, about 50 mg, about 55 mg, about 60 mg, about 65 mg, about 70 mg, about 75 mg, about 80 mg, about 85 mg, or about 90 mg.

[0085] The dosage ranges described above are exemplary adult doses, and may vary depending upon the age and weight of the patient as would be known by those skilled in the
10 pharmaceutical arts. It will be appreciated that in some embodiments, dosage may be increased or decreased during the course of treatment. For example, some physicians may desire to treat with a low or initiating (starting) dose, escalate to an increased dose if the initiating dose does not provide sufficient therapeutic benefit, and maintain the initiating dose if the initiating dose provides sufficient therapeutic benefit.

[0086] In some embodiments, a therapeutically effective amount of exendin (9-39) (or a pharmaceutically acceptable salt thereof) as a buffered liquid formulation is administered
15 once daily (QD). QD administration is well-known in the medical arts. In some embodiments QD doses are administered (e.g., self-administered) at about 24 hour intervals (e.g., 7 a.m. on successive days). However, shorter (e.g., 8 a.m. and 6 a.m. on successive days) or longer
20 (e.g., 7 a.m. and 9 a.m. on successive days) intervals between administration are possible provided the administrations are at least about 18 hours apart. Preferably, the administrations are at least about 20 hours, 21 hours, 22 hours, 23 hours, or 24 hours apart. Preferably, the administrations are not more than 30 hours apart. Although administration once a day is preferred, the dosage administered can occur more frequently (e.g., two times
25 a day) or less frequently (e.g., once every other day).

[0087] In some embodiments, the buffered liquid formulation is administered twice daily (BID). BID (twice per day) administration is well known in the medical arts. The buffered liquid formulation can be administered at specific points in the day or schedule of a subject,
e.g., morning, afternoon, evening, night, before or during or after meals, before bedtime,
30 etc. In some embodiments, the liquid pharmaceutical formulation is administered about

once every 12 hours. In some embodiments BID doses are administered (e.g., self-administered) at about 12 hour intervals (e.g., 7 a.m. and 7 p.m.). However, shorter (e.g., 8 a.m. and 6 p.m.) or longer (e.g., 7 a.m. and 10 p.m.) intervals between administrations are possible. In some embodiments, the administrations are at least about 4 hours, 6 hours, 7
5 hours, 8 hours, 9 hours, 10 hours or 11 hours apart. Preferably the administrations are not more than about 15 hours apart. Methods of timing the administration of BID dosing are described, for example, in PCT Patent Application No. PCT/US2016/033837, incorporated by reference herein.

[0088] In some embodiments, the buffered liquid formulation is administered (e.g.,
10 subcutaneously administered) at a dosage of exendin (9-39) in the range of 5 mg – 30 mg BID or 10 mg – 45 mg BID, e.g., about 7.5-30 mg BID, about 10-30 mg BID, about 15-45 mg BID, about 25-45 mg BID, or about 30-45 mg BID. In some embodiments, the buffered liquid formulation is administered at a dosage of about 7.5 mg BID. In some embodiments, the buffered liquid formulation is administered at a dosage of about 10 mg BID. In some
15 embodiments, the buffered liquid formulation is administered at a dosage of about 15 mg BID. In some embodiments, the buffered liquid formulation is administered at a dosage of about 20 mg BID. In some embodiments, the buffered liquid formulation is administered at a dosage of about 30 mg BID. In some embodiments, the buffered liquid formulation is administered at a dosage of about 45 mg BID. In some embodiments, a buffered liquid
20 formulation comprising exendin (9-39) at a concentration of 30 mg/ml or higher is administered at a dosage of about 30-45 mg BID, e.g., at a dosage of about 30 mg BID.

[0089] In some embodiments, the buffered liquid formulation is administered (e.g., subcutaneously administered) at a dosage of exendin (9-39) in the range of 20 mg – 90 mg QD, e.g., about 30-90 mg QD, about 30-75 mg QD, about 45-90 mg QD, or about 45-75 mg
25 QD. In some embodiments, the buffered liquid formulation is administered at a dosage of about 20 mg QD. In some embodiments, the buffered liquid formulation is administered at a dosage of about 30 mg QD. In some embodiments, the buffered liquid formulation is administered at a dosage of about 45 mg QD. In some embodiments, the buffered liquid formulation is administered at a dosage of about 60 mg QD. In some embodiments, the
30 buffered liquid formulation is administered at a dosage of about 75 mg QD. In some embodiments, the buffered liquid formulation is administered at a dosage of about 90 mg

QD. In some embodiments, a buffered liquid formulation comprising exendin (9-39) at a concentration of 60 mg/ml or higher is administered at a dosage of at least 45 mg QD, e.g., at a dosage of 45-90 mg QD, at a dosage of about 60 mg QD, or at a dosage of about 75 mg QD.

5 [0090] In some embodiments, the buffered liquid formulation is administered (e.g., subcutaneously administered) twice daily (BID) within about 60 minutes prior to morning and evening meals (or prior to the two main meals of the day). In some embodiments, the administrations prior to the morning and evening meals (or prior to the two main meals of the day) are at least about 6 hours apart. In some embodiments, the administration of the
10 buffered liquid formulation is not timed to meals.

[0091] In some embodiments, the buffered liquid formulation is administered (e.g., subcutaneously administered) once daily (QD) in the morning or at night to maximally cover the morning and evening meals. For example, in some embodiments, the formulation is administered at night after the evening meal or early in the morning prior to the morning
15 meal (e.g., at least 60 minutes prior to the morning meal).

[0092] In some embodiments, the buffered liquid formulation is administered (e.g., subcutaneously administered) twice daily (BID) at different doses. In some embodiments, the formulation is administered in the morning and in the afternoon at different doses. In some embodiments, the formulation is administered in the morning and in the evening or at
20 night at different doses. For example, in some embodiments, the formulation is administered in the morning and in the evening or at night, wherein the evening or night dose is a lower dose than the morning dose.

[0093] Subjects who are administered a buffered liquid formulation comprising exendin (9-39) as described herein may receive therapy for a predetermined time, an indefinite time,
25 or until an endpoint is reached. Treatment may be continued on a continuous daily or weekly basis for at least two to three months, six months, one year, or longer. In some embodiments, therapy is for at least 30 days, at least 60 days, at least 90 days, at least 120 days, at least 150 days, or at least 180 days. In some embodiments, treatment is continued for at least 6 months, at least 7 months, at least 8 months, at least 9 months, at least 10
30 months, at least 11 months, or at least one year. In some embodiments, treatment is

continued for the rest of the patient's life or until administration is no longer effective to provide meaningful therapeutic benefit.

Improved Pharmacokinetic Properties

5 [0094] In some embodiments, a buffered liquid formulation comprising exendin (9-39) or a pharmaceutically acceptable salt thereof and a tonicity modifier in a physiologically acceptable buffer having a pH in the range of about 5 to about 6 results in an improved absorption profile of exendin (9-39) relative to a composition comprising the same dose of exendin (9-39) or a pharmaceutically acceptable salt thereof formulated in 0.9% normal saline. In some embodiments, the buffered liquid formulation results in a higher plasma
10 concentration of exendin (9-39) over a period about 1-6 hours (e.g., over 1-4 hours, after about 1 hour, after about 2 hours, after about 3 hours, or after about 4 hours) after administration to a subject relative to the plasma concentration of exendin (9-39) over or at the same period of time of a subject administered the same dose of exendin (9-39) formulated in 0.9% normal saline.

15 [0095] In one embodiment, the buffered liquid exendin (9-39) formulation of the present disclosure, when administered to a subject, results in a greater increase in plasma concentrations of exendin (9-39) over a period of about 1 to 12 hours (e.g., over 1-10 hours, over 6-12 hours, over 1-8 hours, or over 4-12 hours, after about 1 hour, after about 2 hours, after about 3 hours, or after about 4 hours) after administration to a subject, as compared
20 to the increase in plasma concentration over the same period of time of a subject administered a composition comprising the same dose of exendin (9-39) formulated in 0.9% normal saline solution. In some embodiments, the change in plasma concentration of exendin (9-39) is measured about 1 hour, 2 hours, 3 hours, 4 hours, 5 hours, or 6 hours after the exendin (9-39) formulation is administered to the subject.

25 [0096] In some embodiments, subcutaneous injection of a buffered liquid formulation comprising exendin (9-39) as described herein results in a higher C_{max} of exendin (9-39) relative to a composition comprising the same dose of exendin (9-39) formulated in 0.9% normal saline.

30 [0097] In some embodiments, subcutaneous injection of a buffered liquid formulation comprising exendin (9-39) as described herein results in a higher AUC of exendin (9-39)

relative to a composition comprising the same dose of exendin (9-39) formulated in 0.9% normal saline. For example, in some embodiments, subcutaneous injection of a buffered liquid formulation comprising exendin (9-39) as described herein results in a higher 12-hour AUC of exendin (9-39) relative to a composition comprising the same dose of exendin (9-39) formulated in 0.9% normal saline.

[0098] In some embodiments, subcutaneous injection of a buffered liquid formulation comprising exendin (9-39) as described herein results in a later T_{max} for exendin (9-39) relative to a composition comprising the same dose of exendin (9-39) formulated in 0.9% normal saline.

10 [0099] In some embodiments, subcutaneous injection of a buffered liquid formulation comprising exendin (9-39) as described herein results in a higher trough concentration of exendin (9-39) relative to a composition comprising the same dose of exendin (9-39) formulated in 0.9% normal saline (e.g., when measured after repeat dosing, such as dosing for at least 3 days, dosing for at least 1 week, dosing for at least 2 weeks, or dosing for at least 1 month).

V. Examples

[0100] The following examples are provided to illustrate, but not to limit, the claimed invention.

20 Example 1: Properties Of Reconstituted Exendin (9-39) In 0.9% Normal Saline and Buffered Exendin (9-39) Formulations

[0101] This example describes physical and chemical properties of lyophilized exendin (9-39) acetate reconstituted in 0.9% normal saline as compared to the properties of buffered formulations of exendin (9-39).

Properties of Exendin (9-39) Formulated in Normal Saline

25 [0102] Different concentrations (5, 10.24, 15.3, 25.22, and 44.99 mg/ml) of lyophilized exendin (9-39) acetate were prepared by reconstituting in 0.9% normal saline and stored at 5°C. The pH of each reconstituted exendin (9-39) formulation was recorded at day zero and monitored for up to 14 days. All concentrations of the reconstituted exendin (9-39) formulations resulted in an initial pH of 4.4 to 4.5. A visual inspection of each reconstituted

exendin (9-39) formulation was also noted on day zero and monitored for up to 14 days, while being held at 5°C. The results are shown in Table 1 below. No aggregation, gelling or precipitation of reconstituted exendin (9-39) formulations was observed in any of the samples held at 5°C over the 14 day period.

5

Table 1

Exendin 9-39 (mg/mL)	pH at T0	Initial (T0)	Day 3, 4, 7, and 14 (5°C)
5.00	4.54	Clear, particle free solution	Clear, particle free solution
10.24	4.49	Clear, particle free solution	Clear, particle free solution
15.30	4.45	Clear, particle free solution	Clear, particle free solution
25.22	4.43	Clear, particle free solution	Clear, particle free solution
44.99	4.43	Clear, particle free solution	Clear, particle free solution

[0103] Aliquots of each of the reconstituted exendin (9-39) formulations (5, 10.24, 15.3, 25.22, and 44.99 mg/ml) held at 5°C for seven days were placed at 50°C overnight. All of the reconstituted exendin (9-39) formulations showed aggregation within 24 hrs at 50°C and the aggregates appeared gelatinous under light microscopy (FIG. 1, left panel). After 36 hours at 50°C, the reconstituted exendin (9-39) formulations had further aggregated (FIG. 1, right panel).

[0104] To investigate further the temperature at which the reconstituted exendin (9-39) formulations in 0.9% saline began to precipitate and/or aggregate, aliquots of the 15 mg/ml reconstituted exendin (9-39) formulations were stored overnight at 5°C, 25°C, 30°C, 37°C, and 40°C. As shown in Table 2 below, a visual inspection of the reconstituted exendin (9-39) formulations demonstrated that none of the 15 mg/ml reconstituted exendin (9-39) formulations stored overnight up to 40°C precipitated out of solution.

20

Table 2

Storage Temp.	Exendin 9-39 (mg/mL)	Initial (T0)	Overnight
5°C	15	Clear, particle free solution	Clear, particle free solution
25°C	15	Clear, particle free solution	Clear, particle free solution
30°C	15	Clear, particle free solution	Clear, particle free solution
37°C	15	Clear, particle free solution	Clear, particle free solution
40°C	15	Clear, particle free solution	Clear, particle free solution

Properties of Buffered Liquid Formulations of Exendin (9-39)

[0105] Exendin (9-39) acetate was formulated in one of two ionic buffers (an acetate buffer or a citrate buffer) of various ionic strengths (10 mM to 30 mM) and at different pHs (pH 3.5 to 6.0). Each sample was stored for up to 5 days at 5°C or 50°C. The formulations were visually inspected for aggregation, and purity and potency were tested by strong cation exchange (SCX)-HPLC.

[0106] As shown in Table 3 below, none of the tested buffered exendin (9-39) formulations precipitated out of solution at 5°C. Within 48 hours at 50°C, the formulations at pH 4.5 and 5.0 showed visible aggregation, but for all other formulations no aggregation was visible.

Table 3

Sample Formulation	Aggregates	
	5°C	50°C
10 mM acetate, pH 3.5	No	No
10 mM acetate, pH 4.0	No	Inconclusive
10 mM acetate, pH 4.5	No	Yes
10 mM acetate, pH 5.0	No	Yes
10 mM acetate, pH 5.5	No	No
10 mM acetate, pH 6.0	No	No
20 mM acetate, pH 4.5	No	Yes
30 mM acetate, pH 4.5	No	Yes
10 mM citrate, pH 4.5	No	Yes

[0107] The formulations were analyzed by strong cation exchange-high performance liquid chromatography (SCX-HPLC) for purity and potency over a period of 5 days. The effects of storage at 50°C for 5 days on the purity and potency of the exendin (9-39) buffered liquid formulations are shown in FIG. 2A and FIG. 2B.

[0108] As shown in FIG. 2A and Table 4 below, citrate and acetate buffers were comparable with respect to the potency of exendin (9-39) at the end of the 5-day storage period. The least loss of exendin (9-39) (i.e., last impact on potency) was observed with pH 3.5 and pH 6.0. Higher buffer strength was associated with more loss of exendin (9-39) at the end of the 5-day period. As shown in FIG. 2B and Table 4, the least decrease in purity was observed for the formulation at a pH of 4.0, while the greatest decrease in purity was observed in the formulation at a pH of 6.0. Increasing the ionic buffer strength (e.g., from 10

mM to 20 mM or 30 mM) resulted in increased purity loss. The citrate and acetate buffers exhibited comparable activity.

Table 4

Sample	Conc. (mg/mL)			% Starting Potency			% Area Purity		
	Day 0	Day 2	Day 5	Day 0	Day 2	Day 5	Day 0	Day 2	Day 5
10 mM acetate, pH 3.5	4.93	4.87	4.66	100	98.8	94.4	96.6	95.7	94.2
10 mM acetate, pH 4.0	5.07	5.02	4.25	100	99.0	83.7	96.7	96.0	94.8
10 mM acetate, pH 4.5	5.10	4.63	3.34	100	90.8	65.6	96.6	95.9	93.3
10 mM acetate, pH 5.0	4.96	4.54	3.36	100	91.5	67.8	96.6	95.7	92.9
10 mM acetate, pH 5.5	5.00	4.75	4.01	100	95.1	80.2	96.7	95.7	93.6
10 mM acetate, pH 6.0	4.64	4.62	4.28	100	99.5	92.3	96.7	94.6	89.6
20 mM acetate, pH 4.5	5.12	4.85	1.84	100	94.8	35.9	96.6	95.6	92.0
30 mM acetate, pH 4.5	5.08	2.76	1.94	100	54.3	38.2	96.7	95.3	91.4
10 mM citrate, pH 4.5	5.06	4.61	3.27	100	91.1	64.6	96.6	95.9	93.7

5 [0109] The potency and purity of exendin (9-39) formulated in 10 mM acetate buffer at various pH after 5 days' storage at 50°C is shown in FIG. 3. As shown in FIG. 3, the smallest decreases in exendin (9-39) were observed at a pH of 4.0 or lower or at a pH of 5.5 or higher. Potency loss was greatest where aggregation was visible (pH 4.5 and 5.0).

[0110] The impurity contributions were plotted against pH for exendin (9-39) formulated in 10 mM acetate buffer. FIG. 4 shows the effects of pH on impurities, measured as the % area contribution.

[0111] While not wishing to be bound by a particular theory, it is proposed that formulating exendin (9-39) in a buffer above the predicted isoelectric point of exendin (9-39) (pH 4.7) is advantageous because once the formulation is administered (e.g., injected), it does not pass through the isoelectric pH on the transition to the physiological pH of approximately 7.4. Additionally, formulating exendin (9-39) in a buffer at such a pH is expected to result in improved properties, such as improved potency, chemical stability, and

less susceptibility to aggregation. In contrast, formulating exendin (9-39) in normal saline, which typically has a pH of about 4.5, may result in an increased likelihood of precipitation or aggregation because such a formulation must pass through the isoelectric pH of exendin (9-39) en route to physiological pH.

5 Example 2: Plasma Concentration Profile Of Buffered Exendin (9-39) Formulations

[0112] This example shows that exendin (9-39) formulated in a buffer having a pH in the range of about 5-6 exhibits improved pharmacokinetic properties as compared to exendin (9-39) reconstituted in normal saline. For this example, exendin (9-39) acetate at a dose of 7.2 mg (equivalent to a dose of 30 mg in humans) was formulated in 10 mM sodium acetate and 45 mg/ml mannitol. The formulation had a pH of 5.5. The formulation was administered to dogs by subcutaneous injection at one of three concentrations: 15 mg/ml, 30 mg/ml, or 45 mg/ml (3 male dogs per group). The plasma concentration of exendin (9-39) was monitored after administration over a time course of 0 to 24 hours (FIG. 5B).

[0113] As a control, exendin (9-39) acetate at a dose of 7.2 mg (equivalent to a 30 mg dose in humans) was reconstituted in 0.9% normal saline having a pH of about 4.5 and administered subcutaneously to two dogs (1 male and 1 female). FIG. 5A shows the resulting plasma concentration profile obtained by administering exendin (9-39) reconstituted in 0.9% normal saline.

[0114] As can be seen by comparison of FIG. 5A and FIG. 5B, the buffered liquid formulations (comprising exendin (9-39) and 45 mg/ml mannitol in 10 mM sodium acetate and having a pH of 5.5), at all concentrations tested, resulted in a higher plasma concentration of exendin (9-39) over the first 4 hours after administration as compared to the lyophilized exendin (9-39) reconstituted in normal saline.

25 Example 3: Repeat Subcutaneous Dosing of Exendin 9-39 Reduces Hyperinsulinemic Hypoglycemia and Neuroglycopenic Symptoms in Patients with Post-Bariatric Hypoglycemia

Abstract

[0115] Post-Bariatric Hypoglycemia (PBH) is a rare but serious complication of bariatric surgery manifested by frequent episodes of symptomatic postprandial hypoglycemia, for which there are no approved pharmacotherapies. A central role for exaggerated meal-induced secretion of the incretin hormone, glucagon-like peptide-1 (GLP-1) with

dysregulated insulin secretion has been established, making GLP-1 receptor antagonism an attractive and targeted therapeutic approach. Studies evaluating the use of a single intravenous (IV) infusion or subcutaneous (SC) injection of the GLP-1 receptor antagonist exendin (9-39) have demonstrated that a single dose of exendin (9-39) can prevent
5 postprandial hypoglycemia, normalize beta cell function, and reduce neuroglycopenic symptoms in patients with PBH during oral glucose tolerance testing (OGTT).

[0116] This multiple-ascending dose (MAD) study evaluated the efficacy, tolerability, and pharmacokinetic profile of two formulations of exendin (9-39) subcutaneously administered over up to 3 days BID in participants with PBH. In Part A of this two-part study, 14
10 participants with PBH underwent a baseline OGTT followed by multiple ascending doses of up to 3 days of BID lyophilized exendin (9-39) reconstituted in 0.9% normal saline ("Lyo") with a repeat OGTT on the final day of dosing. In Part B of this study, 5 participants underwent 3 days of BID treatment with a buffered liquid formulation comprising 30 mg exendin (9-39) and 45 mg/ml mannitol in 10 mM sodium acetate at a pH of 5.5 ("Liq").
15 Repeat dosing of both formulations of SC exendin (9-39) were well tolerated, improved postprandial hyperinsulinemic hypoglycemia, and reduced associated symptoms in patients with PBH in a dose-dependent manner. The buffered liquid exendin (9-39) formulation improved postprandial metabolic and clinical parameters with comparable or greater efficiency than the lyophilized exendin (9-39) reconstituted in saline, and also appeared to
20 confer greater exposure and duration of action. In conclusion, buffered liquid exendin (9-39) formulations represent a promising, convenient formulation for subcutaneous administration of exendin (9-39), and may provide an opportunity for lower and/or less frequent dosing.

Background

25 [0117] PBH is a rare but serious complication of bariatric surgery manifested by frequent episodes of symptomatic postprandial hypoglycemia, for which there are no approved pharmacotherapies. A central role for exaggerated meal-induced secretion of the incretin hormone, glucagon-like peptide-1 (GLP-1) with dysregulated insulin secretion has been established, making GLP-1 receptor antagonism an attractive and targeted therapeutic
30 approach. Studies evaluating IV infusion (Salehi et al., *Gastroenterology*, 2014, 146:669-680; Craig et al., *Diabetologia*, 2017, 60:531-540) or SC injection of the GLP-1 receptor antagonist

Ex-9-39 (see, WO 2016/191395) have demonstrated that a single dose of exendin (9-39) can prevent postprandial hypoglycemia, normalize beta cell function, and reduce neuroglycopenic symptoms in patients with PBH during OGTT. The current trial represents the first assessment in humans of subcutaneously administered exendin (9-39) formulated in a buffered liquid formulation. We present interim results (19 of 20 participants) from this investigation aimed at evaluating the efficacy, tolerability, and pharmacokinetic profile of multiple ascending doses of two formulations of subcutaneously administered exendin (9-39) (lyophilized exendin (9-39) reconstituted in saline, or exendin (9-39) in a buffered liquid formulation) administered for up to 3 days BID in participants with PBH.

10 Methods

Study design and procedures:

[0118] This Phase 2 MAD study was conducted in two parts, Parts A and B. In Part A, 14 participants underwent a baseline OGTT, followed by up to 3 days of BID doses of a reconstituted lyophilized formulation of exendin (9-39) ("Lyo") ranging from 2.5-32 mg with a repeat OGTT on the final day of dosing. In Part B, 5 participants underwent a baseline OGTT, followed by 30 mg BID of exendin (9-39) formulated in a liquid buffer comprising 10 mM sodium acetate and 45 mg/ml mannitol and having a pH of 5.5 ("Liq") with a repeat OGTT on Day 3 of treatment (See FIG. 6). In both parts, metabolic, clinical, and pharmacokinetic responses were evaluated, and tolerability and safety were monitored. Determination of dose levels and frequency were based upon interim review of PK, PD, and safety data. Symptoms of hypoglycemia were assessed during each OGTT by use of the Edinburgh Hypoglycemia Symptom Scale (EHSS) (4,5). At a plasma glucose of ≤ 50 mg/dL the OGTT was stopped with investigator rescue by IV dextrose.

Study participants:

25 [0119] Eligible participants were men or women, ages 18 to 65 years, who had undergone Roux-en-Y gastric bypass (RYGB) surgery at least 12 months prior, with a documented history of Whipple's triad, with inappropriately elevated insulin concentrations (> 3 μ U/mL) at the time of hypoglycemia (≤ 55 mg/dL) and a minimum of one symptomatic episode per month by patient report. Characteristics of the 14 study participants are provided in Table 5, below.

30

Table 5

Characteristic	Lyophilized Ex 9-39 formulation n = 14	Buffered liquid Ex 9-39 formulation n=5
Age (years)	45 ± 3.5	51 ± 2.9
Sex (male/female)	0/13	0/5
Pre-surgical BMI (kg/m ²)	48 ± 2.1	50 ± 2.4
Postsurgical BMI (kg/m ²)	28 ± 1.0	30 ± 2.3
Postsurgical time to hypoglycemia (y)	2.0 ± 0.5	1.8 ± 0.9
Postsurgical time with hypoglycemia (y)	6.6 ± 1.2	8.4 ± 1.1
History of T2D (yes/no)	3/10	1/5
HOMA-IR (U)	35 ± 6	40 ± 9
Percent with postprandial BG <50 mg/dl at least daily	54	60
Percent with neuroglycopenia at least daily	54	60

BMI= body mass index; HOMA-IR= homeostatic model assessment of insulin resistance; T2D= type 2 diabetes

5 Results

Metabolic and Clinical Responses:

[0120] Part A: Treatment with a reconstituted lyophilized formulation of exendin (9-39) reduced the presence and degree of hypoglycemia at all dose levels. Participants receiving doses of ≥ 18 mg did not require IV dextrose rescue. A dose-response relationship was observed for reconstituted lyophilized exendin (9-39) with incrementally increasing improvements in glucose nadir, insulin peak, and symptom score (FIGS. 8A-8C and Table 6 below). The top two dose cohorts, who on average received approximately 30 mg reconstituted lyophilized exendin (9-39) BID over 3 days, demonstrated a mean 37% increase in glucose nadir, 50% reduction in peak insulin concentrations, and 50% reduction in overall hypoglycemia symptom score, with a 50% reduction in neuroglycopenic symptoms (FIGS. 7A and 7C and Table 6 below). All doses were well tolerated with only mild headache or nausea reported, and no drug related adverse events (DRAEs) observed.

[0121] On the basis of the interim efficacy, safety, and tolerability results, a fixed dose of 30 mg BID of exendin (9-39) buffered liquid formulation was selected for Part B.

20 [0122] Part B: Treatment with BID doses of 30 mg exendin (9-39) buffered liquid formulation raised the postprandial glucose nadir during OGTT on the third day of dosing in

all participants evaluated, with none requiring IV dextrose rescue. On average, participants achieved a 49% increase in glucose nadir, a 58% reduction in peak insulin concentrations, and a 56% reduction in overall hypoglycemia symptom score, and a 12% reduction in neuroglycopenic symptoms (FIGS. 7B, 7D, 8A-8C). All doses were well tolerated with no DRAEs observed.

Pharmacokinetic Responses:

[0123] Part A: Increasing doses of reconstituted lyophilized exendin (9-39) resulted in incrementally increased exendin (9-39) exposure, as demonstrated by C_{max} and 12-hour AUC concentrations (FIGS. 9A-9B and Table 6).

10 [0124] Part B: Equivalent doses administered on a mg/kg basis of exendin (9-39) buffered liquid formulation, vs reconstituted lyophilized exendin (9-39), yielded a higher C_{max}, a higher 12-hour AUC, and a later T_{max}. The exendin (9-39) buffered liquid formulation resulted in higher trough plasma concentrations on the final day of dosing and demonstrated a more sustained absorption profile than comparable doses of reconstituted
15 lyophilized exendin (9-39) (FIGS. 9A-9B and Table 6).

Table 6

Dose (mg)	Lyo Ex 9-39				Liq Ex 9-39
	≤5 mg	10-19 mg	20-29 mg	30-39 mg	30 mg
Number of participants	3	5	3	3	5
Dose administered (mg/kg)	0.05±0.1	0.15±0.02	0.35±0.04	0.46±0.02	0.38±0.03
Metabolic responses					
Glucose (mg/dL)					
Nadir	45±4	46±5	51±2	59±8	60±7
% increase nadir	16	6	33	41	49
% increase AUC _{90,180}	42	23	57	101	73
Rescue required	Yes	Yes	No	No	No
Insulin (µU/mL)					
% reduction peak	-1	31	32	67	58
% reduction AUC _{0,60}	-20	44	26	68	56
Pharmacokinetic responses					
C _{max} (ng/mL)	61±12	156±24	228±33	331±72	359±87
T _{max} (min)	270±17	252±7	240±35	190±26	396±82
AUC _{0,720} (min ng/mL)	21151±5702	46485±7105	77981±13522	113872±22599	142971±26449

Subjects received multiple ascending doses of lyophilized (Lyo) and/or liquid (Liq) Ex 9-39; Data presented as % change from baseline or mean ± standard error of the mean (SEM)

Conclusions:

[0125] In patients with refractory PBH repeat dosing of subcutaneously administered exendin (9-39) produced the following results during OGTT provocation: (1) Dose-dependent improvements in postprandial hyperinsulinemic hypoglycemia, and substantial reductions in the associated symptoms; (2) Prevention of neuroglycopenia with no need for rescue therapy at doses ≥ 18 mg; and (3) No drug related adverse events or tolerability concerns. Exendin (9-39) buffered liquid formulation, a ready-to-use formulation, provided at least comparable protection against symptomatic postprandial hyperinsulinemic hypoglycemia and may confer greater pharmacokinetic exposure with longer duration of action.

Example 4: Pharmacokinetic Profile of Single- and Multiple-Ascending Doses of a Subcutaneously Administered Buffered Exendin (9-39) Formulation

[0126] A Phase 1 trial was conducted investigating the safety, tolerability, pharmacokinetic and pharmacodynamic profile of single- and multiple-ascending doses of a subcutaneously administered buffered liquid formulation of exendin (9-39). For this study, the exendin (9-39) was formulated at a concentration of 30 mg/ml in a liquid buffer comprising 10 mM sodium acetate and 45 mg/ml mannitol and having a pH of 5.5. In this single-center study in healthy volunteers, 32 subjects were subcutaneously administered either single ascending doses of exendin (9-39) ranging from 7.5 mg to 45 mg (24 volunteers) or placebo (8 volunteers) (Part A); and 16 subjects received 1 of 3 ascending doses (60, 75 or 90 mg of exendin (9-39) administered once daily for 3 consecutive days).

[0127] Within the single ascending dose group of Part A, 32 healthy subjects were enrolled into 4 successive cohorts of 8 subjects each as follows: 6 subjects received exendin (9-39) at doses of 7.5, 15, 30 or 45 mg and 2 subjects received placebo in each cohort. Within the multiple ascending doses group of Part B, 16 healthy subjects were enrolled in 3 successive cohorts of 6, 6 and 4 subjects that received 1 of 3 dose levels of 60, 75 or 90 mg, respectively, of exendin (9-39) administered once daily for 3 consecutive days.

[0128] As shown in Table 7 below and FIG. 10A, mean systemic exposure (C_{max} , AUC_{0-tau} and AUC_{0-inf}) increased with dose in an approximately dose-proportional manner.

Table 7: Average Pharmacokinetic Results by Treatment Day After Administration of Exendin (9-39) Doses Ranging from 7.5 to 90 mg

Part	Study Day	Cohort	No. Subj.	Dose (mg)	C _{max} (ng/mL)	T _{max} (h)	C _{min} (ng/mL)	HL (h)	λ _z (1/h)	AUC _{0-24h} (ng·h/mL)	AUC _{0-inf} (ng·h/mL)	CL (L/h)	VoD (L)
A	1	S1	6	7.5	67	5.6	19	6.9	0.10	769	803	9.5	101
A	1	S2	6	15	132	6.7	21	5.2	0.14	1615	1643	9.5	75
A	1	S3	6	30	295	8.5	28	4.7	0.17	3364	3397	9.2	65
A	1	S4	6	45	509	7.0	51	5.3	0.17	5553	5592	8.3	68
B	1	M1	6	60	647	7.0	55	2.6	0.29	7487	7503	8.1	31
B	3	M1	6	60	704	7.5	53	2.8	0.33	7829	7846	7.8	31
B	1	M2	6	75	684	7.7	91	2.9	0.26	8823	8838	8.7	36
B	3	M2	6	75	742	7.2	71	3.1	0.24	8923	8945	8.5	38
B	1	M3	4	90	772	7.8	88	3.0	0.25	9475	9485	9.7	43
B	3	M3	4	90	775	7.0	100	2.9	0.27	9427	9465	9.7	43

5

10 C_{max}: maximum observed plasma concentration, T_{max}: time of maximum observed concentration, C_{min}: minimum observed plasma concentration, HL: half-life, λ_z: apparent elimination rate constant, AUC_{0-24h}: area under the plasma concentration curve to tau, AUC_{0-inf}: area under the plasma concentration curve extrapolated to infinity, CL: clearance, VoD: volume of distribution.

[0129] As shown in FIG. 10B, pre-dose trough plasma concentrations on Day 3 of 30 mg BID dosing approached plasma concentrations of exendin (9-39) that are expected to be therapeutic (>220 ng/ml), with relatively sustained plasma concentrations throughout the daytime hours (prior to next dosing time T=12 hours). Within 60 minutes of a 60 mg AM
5 dose administration, the target expected therapeutic concentrations (>220 ng/ml) were achieved, with higher peak plasma concentrations and sustained therapeutic concentrations observed throughout the daytime hours.

[0130] The dose levels and dosing interval of exendin (9-39) for a planned Phase 2 Study were selected based on results from this Phase 1 Study (e.g., as shown in Table 7 and FIGS.
10 10A-10B) as well as results from a completed MAD study in PBH patients conducted at Stanford University. In the Stanford MAD study, patients with refractory PBH experienced significant improvements in glucose nadir and neuroglycopenic symptoms during oral glucose tolerance testing after dosing with 30 mg BID of exendin (9-39), with improved postprandial metabolic and clinical parameters after the buffered liquid formulation as
15 compared to the lyophilized exendin (9-39) reconstituted in saline. In the Stanford MAD study, optimal pharmacodynamic effects (postprandial glucose nadir > 50 mg/dl and decrease in peak insulin of at least 50%) were achieved with peak plasma concentrations (C_{max}) of at least 220 ng/ml. In contrast, in the investigation described herein (e.g., as shown
20 in this example and in Example 3), the buffered liquid formulation demonstrated greater pharmacokinetic and pharmacodynamic efficiency as compared to the reconstituted lyophilized exendin (9-39) formulated in normal saline.

[0131] Together, the PK data from this Phase 1 study in healthy volunteers as shown in Table 7 and FIGS. 10A-10B, and the PK and PD data from the completed Stanford MAD study as described in Example 3, suggest that repeat subcutaneous dosing of 30 mg BID of the
25 buffered liquid formulation may provide sufficient plasma concentrations of exendin (9-39) to confer protection against postprandial hypoglycemia without the need to wait to eat after dosing. The data also suggest that the prolonged and higher exposure conferred by a higher dose, such as 60 mg QD, may provide therapeutic plasma concentrations for approximately 16 hours for patients requiring a higher systemic exposure and/or patients
30 preferring the convenience of a once-a-day regimen. Under a once daily dosing regimen, it may be preferred to have at least a 60-minute delay after dosing prior to the morning meal,

and to avoid eating in the late evening. Therefore, a total daily dose of 60 mg (administered subcutaneously as either 30 mg every 12 hours or 60 mg every morning) was selected for an upcoming Phase 2 study in patients with refractory PBH.

[0132] Although the foregoing invention has been described in some detail by way of illustration and example for purposes of clarity of understanding, one of skill in the art will appreciate that many modifications and variations of this invention can be made without departing from its spirit and scope, as will be apparent to those skilled in the art. The specific embodiments described herein are offered by way of example only and are not meant to be limiting in any way. It is intended that the specification and examples be considered as exemplary only, with the true scope and spirit of the invention being indicated by the following claims.

[0133] All publications, patents, patent applications or other documents cited herein are hereby incorporated by reference in their entirety for all purposes to the same extent as if each individual publication, patent, patent application, or other document was individually indicated to be incorporated by reference for all purposes.

WHAT IS CLAIMED IS:

1. A liquid pharmaceutical formulation comprising exendin (9-39) or a pharmaceutically acceptable salt thereof and a tonicity modifier in a physiologically acceptable buffer having a pH in the range of about 5 to about 6.
2. The liquid pharmaceutical formulation of claim 1, wherein the physiologically acceptable buffer comprises an acetate buffer or a citrate buffer.
3. The liquid pharmaceutical formulation of claim 1 or 2, wherein the physiologically acceptable buffer comprises sodium acetate or sodium citrate.
4. The liquid pharmaceutical formulation of any of claims 1 to 3, wherein the physiologically acceptable buffer comprises sodium acetate or sodium citrate at a concentration from about 5 mM to about 30 mM.
5. The liquid pharmaceutical formulation of any of claims 1 to 4, wherein the physiologically acceptable buffer comprises sodium acetate at a concentration of about 10 mM.
6. The liquid pharmaceutical formulation of any of claims 1 to 5, wherein the buffer has a pH in the range of 5.2 to 5.8.
7. The liquid pharmaceutical formulation of claim 6, wherein the pH is about 5.5.
8. The liquid pharmaceutical formulation of any of claims 1 to 7, wherein the tonicity modifier comprises mannitol, dextrose, glycerin, lactose, sucrose, or trehalose.
9. The liquid pharmaceutical formulation of claim 8, wherein the tonicity modifier comprises mannitol.
10. The liquid pharmaceutical formulation of claim 8 or 9, wherein the tonicity modifier is present in an amount from about 20 to about 60 mg/ml.
11. The liquid pharmaceutical formulation of claim 10, wherein the tonicity modifier is present in an amount that achieves an osmolality of 290 mOsm/kg.

12. The liquid pharmaceutical formulation of any of claims 1 to 11, wherein the pharmaceutically acceptable salt of exendin (9-39) is exendin(9-39) acetate or exendin(9-39) trifluoroacetate.

13. The liquid pharmaceutical formulation of any of claims 1 to 12, wherein the exendin (9-39) or the pharmaceutically acceptable salt thereof is at a concentration of about 10 mg/ml to about 120 mg/ml.

14. The liquid pharmaceutical formulation of claim 13, wherein the exendin (9-39) or the pharmaceutically acceptable salt thereof is at a concentration of at least 15 mg/ml.

15. The liquid pharmaceutical formulation of claim 13, wherein the exendin (9-39) or the pharmaceutically acceptable salt thereof is at a concentration of about 30 mg/ml.

16. The liquid pharmaceutical formulation of claim 13, wherein the exendin (9-39) or the pharmaceutically acceptable salt thereof is at a concentration of about 60 mg/ml.

17. The liquid pharmaceutical formulation of any of claims 1 to 16, wherein the exendin (9-39) or the pharmaceutically acceptable salt thereof does not exhibit detectable aggregation in the formulation.

18. The liquid pharmaceutical composition of any of claims 1 to 17, formulated for subcutaneous administration.

19. The liquid pharmaceutical formulation of any of claims 1 to 18, wherein the liquid pharmaceutical formulation, when administered to a human subject, has an improved pharmacokinetic profile as compared to a composition comprising the same dose of exendin (9-39) or a pharmaceutical acceptable salt thereof formulated in 0.9% normal saline.

20. The liquid pharmaceutical formulation of claim 19, wherein the liquid pharmaceutical formulation, when administered to a human subject, exhibits a higher C_{max}

for exendin (9-39) than a composition comprising the same dose of exendin (9-39) or a pharmaceutical acceptable salt thereof formulated in 0.9% normal saline.

21. The liquid pharmaceutical formulation of claim 19, wherein the liquid pharmaceutical formulation, when administered to a human subject, exhibits a higher 12-hour AUC for exendin (9-39) than a composition comprising the same dose of exendin (9-39) or a pharmaceutical acceptable salt thereof formulated in 0.9% normal saline.

22. The liquid pharmaceutical formulation of claim 19, wherein the liquid pharmaceutical formulation, when administered to a human subject, exhibits a higher trough plasma concentration for exendin (9-39) than a composition comprising the same dose of exendin (9-39) or a pharmaceutical acceptable salt thereof formulated in 0.9% normal saline.

23. A method of treating or preventing hyperinsulinemic hypoglycemia in a subject, comprising administering to the subject the liquid pharmaceutical formulation of any of claims 1 to 22.

24. The method of claim 23, wherein the subject has previously had an upper-gastrointestinal procedure.

25. The method of claim 24, wherein the subject has previously had a bariatric procedure.

26. The method of any of claims 23 to 25, wherein the method comprises subcutaneously administering to the subject the liquid pharmaceutical formulation comprising exendin (9-39) at a dosage of about 45 mg to about 75 mg once daily (QD).

27. The method of claim 26, wherein the method comprises subcutaneously administering to the subject the liquid pharmaceutical formulation comprising exendin (9-39) at a dosage of about 60 mg QD.

28. The method of any of claims 23 to 25, wherein the method comprises subcutaneously administering to the subject the liquid pharmaceutical formulation comprising exendin (9-39) at a dosage of about 30 mg twice daily (BID).

FIG. 1

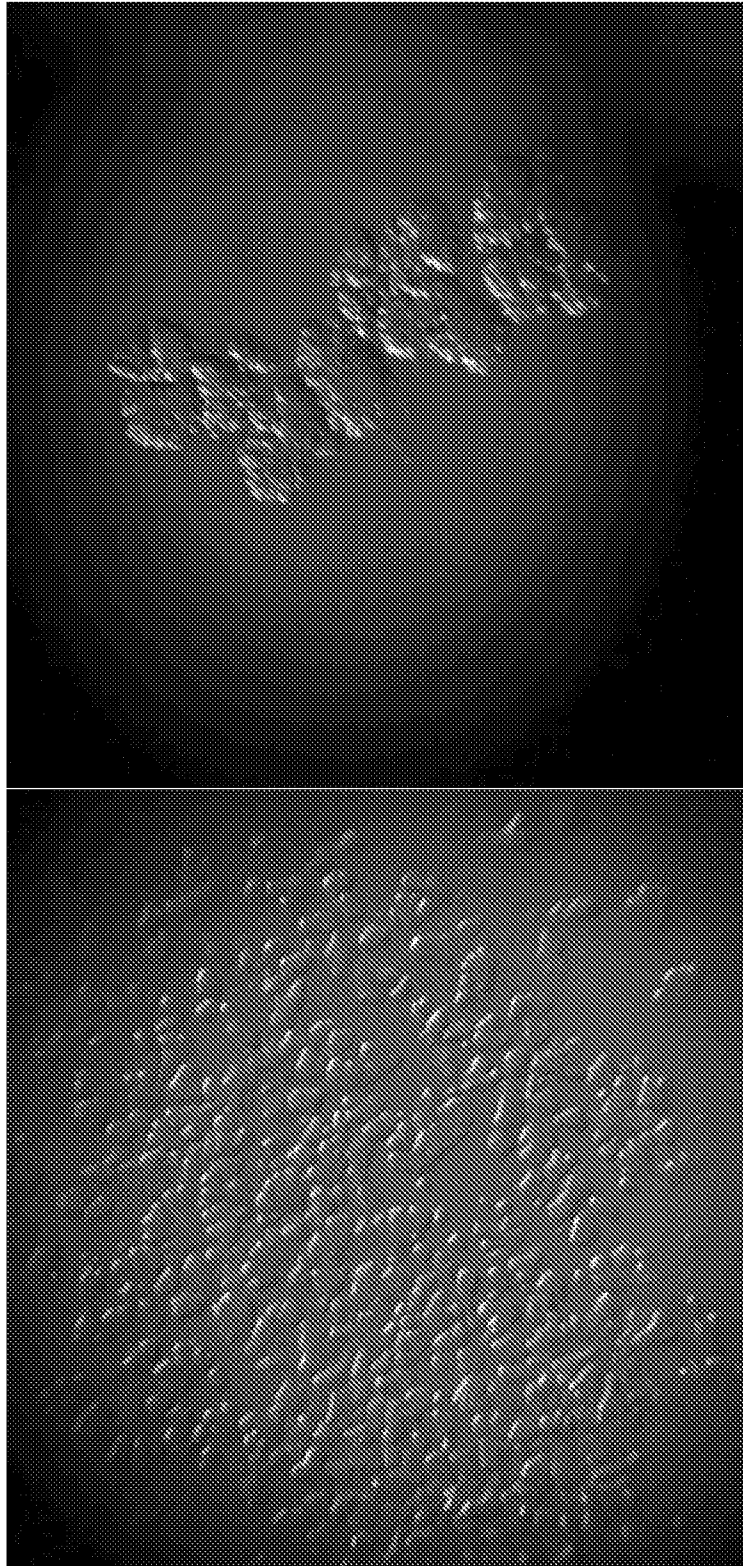


FIG. 2A

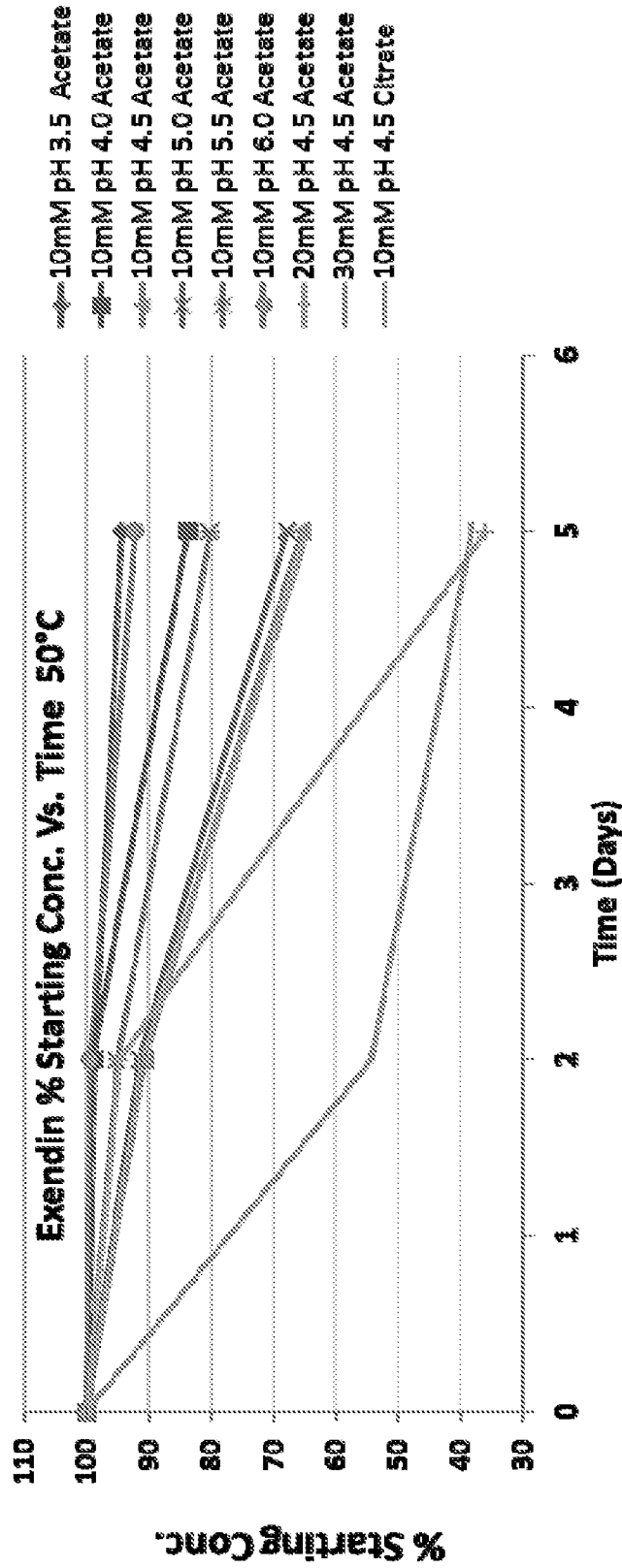


FIG. 2B

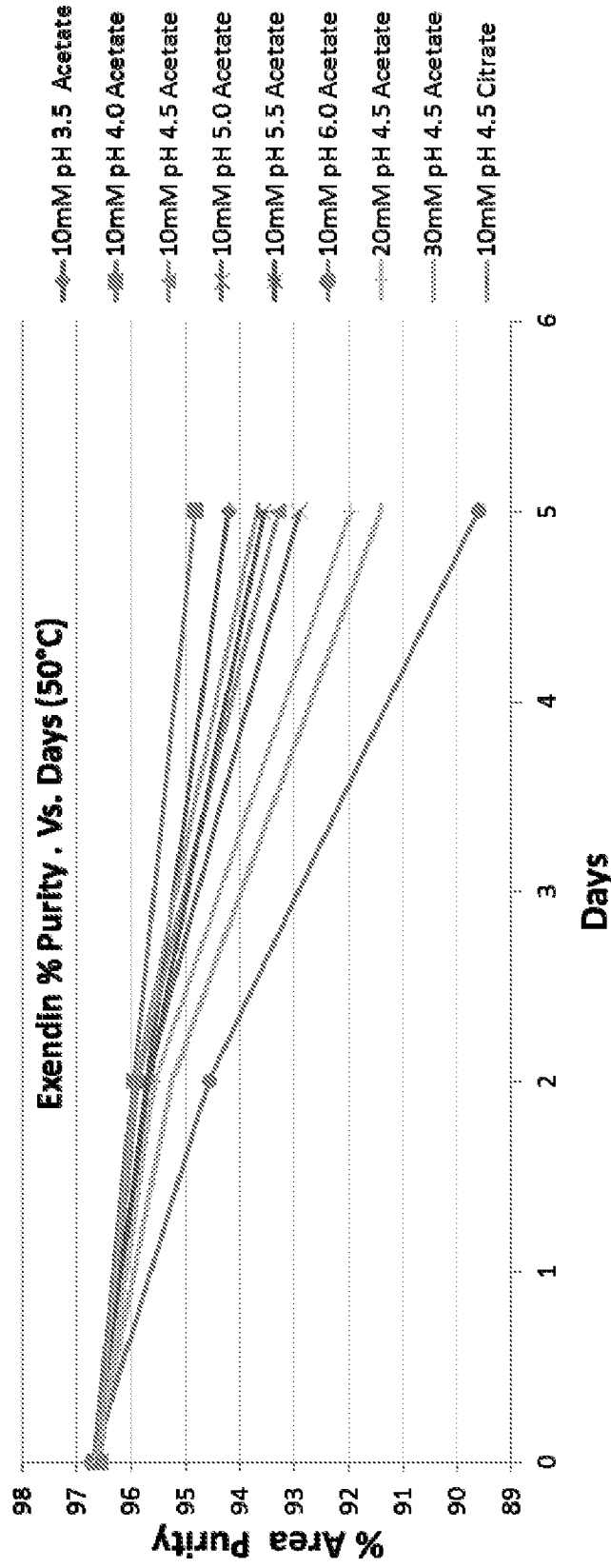
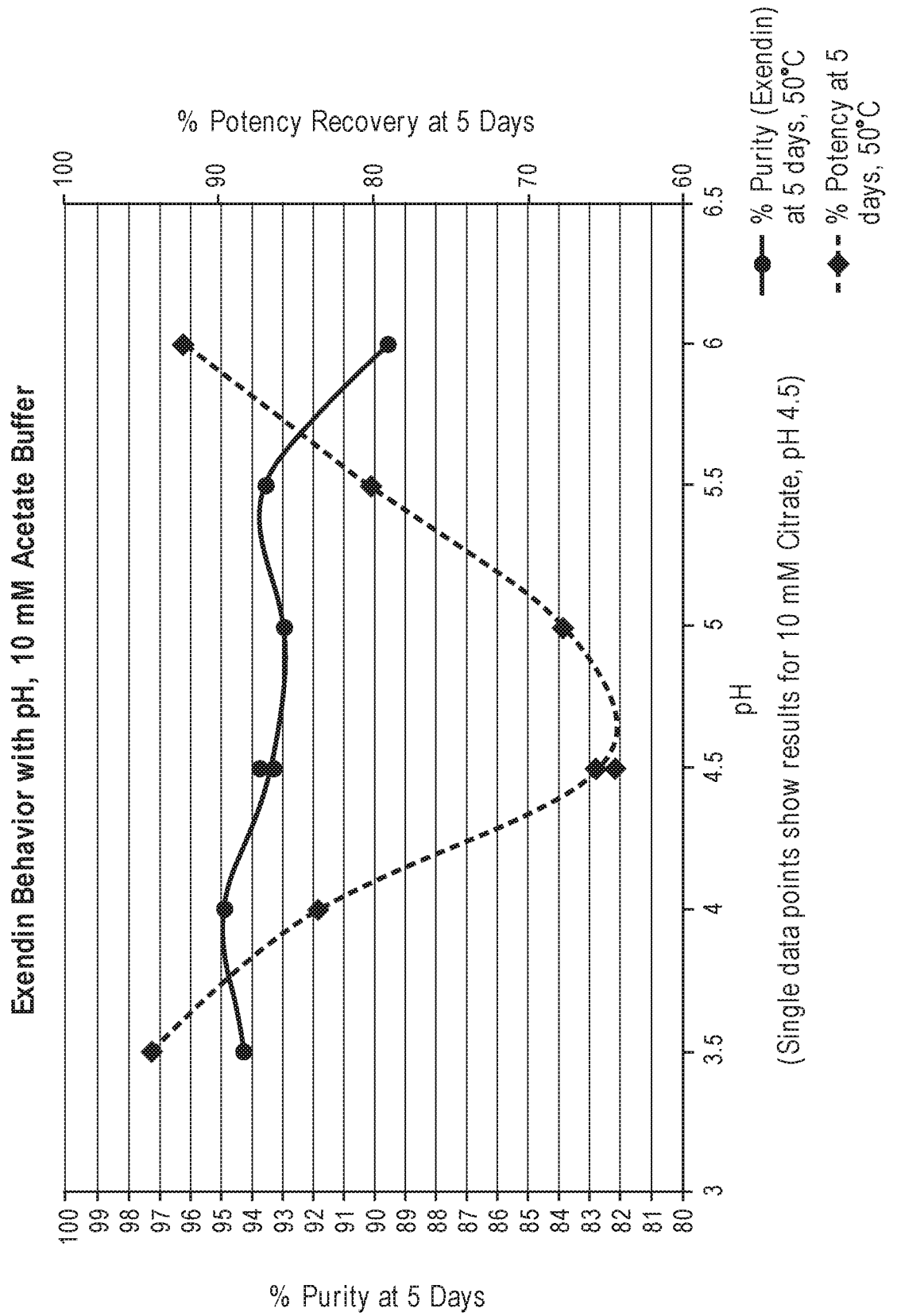


FIG. 3



5/19

FIG. 4

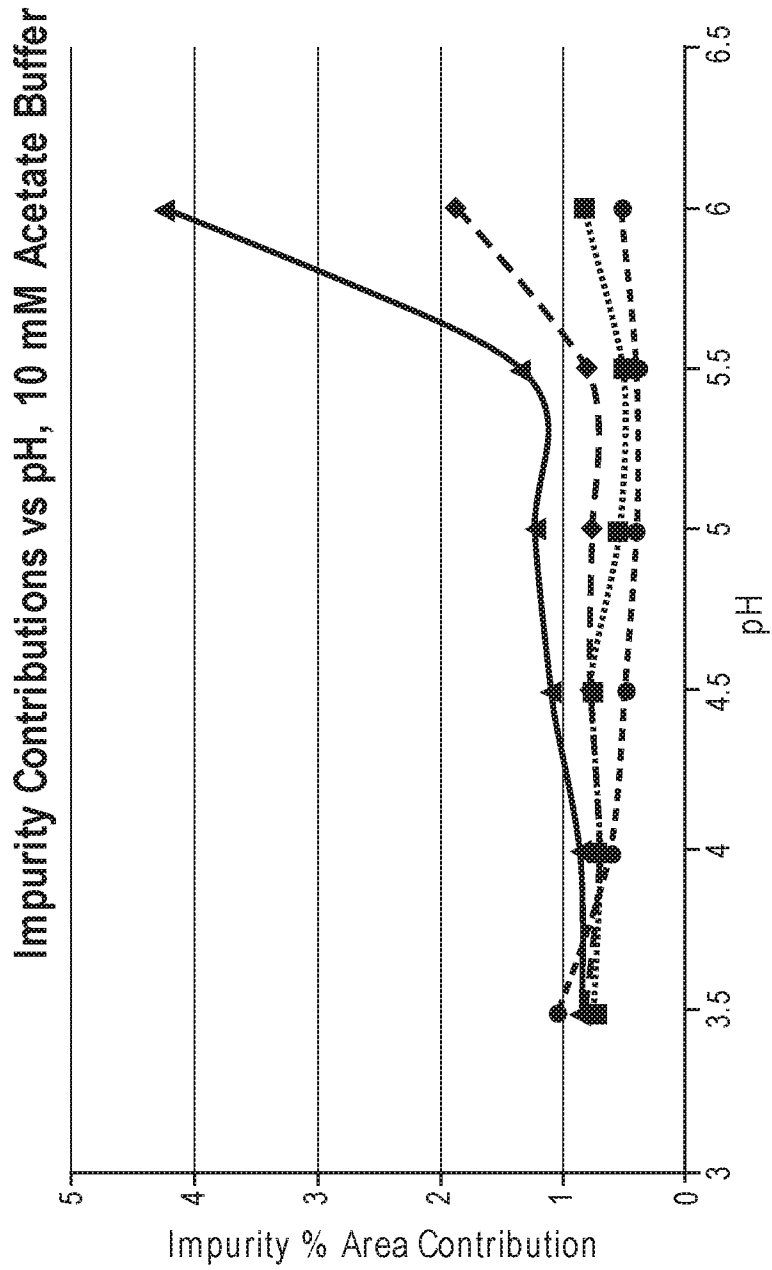


FIG. 5A

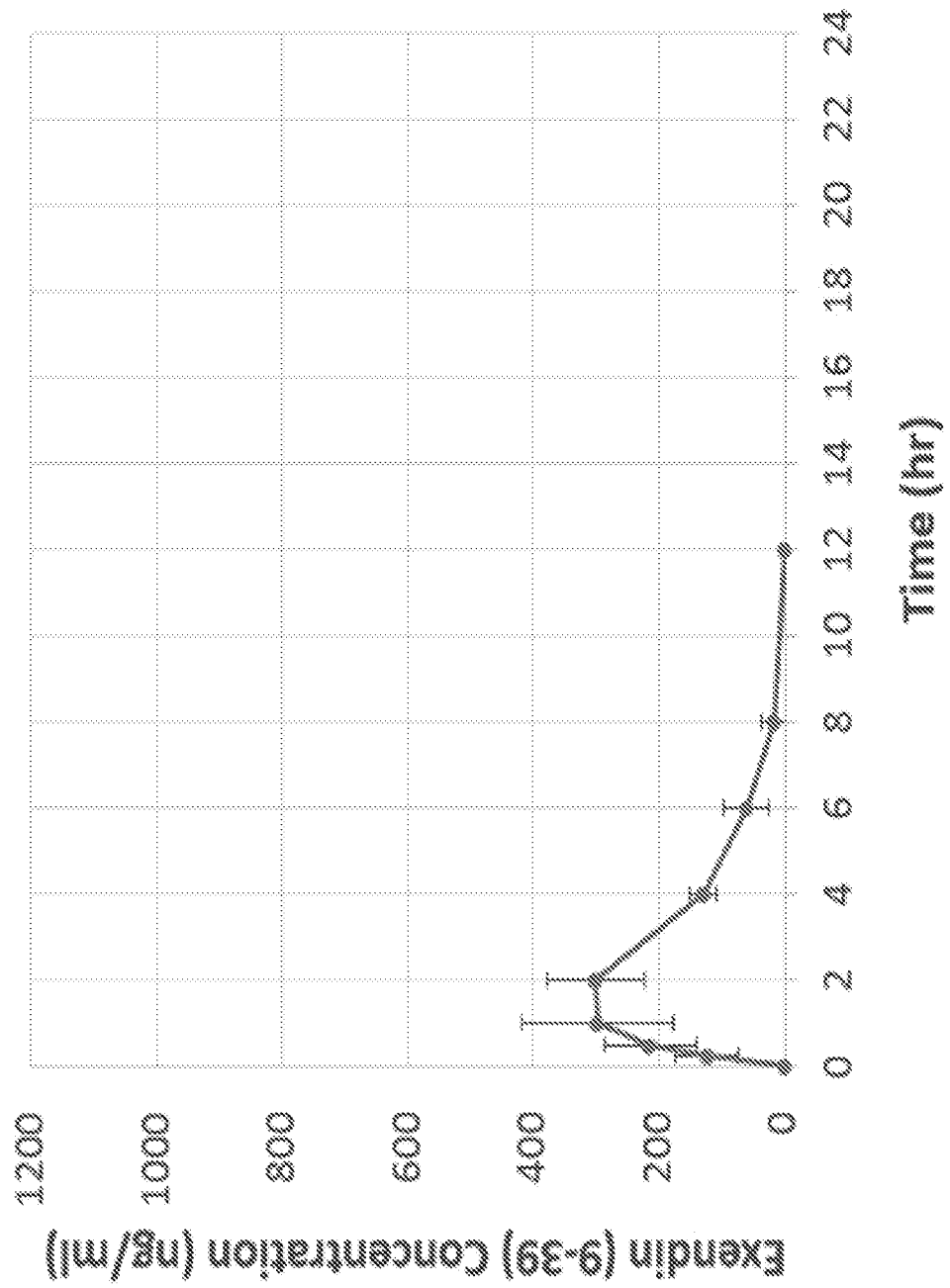


FIG. 5B

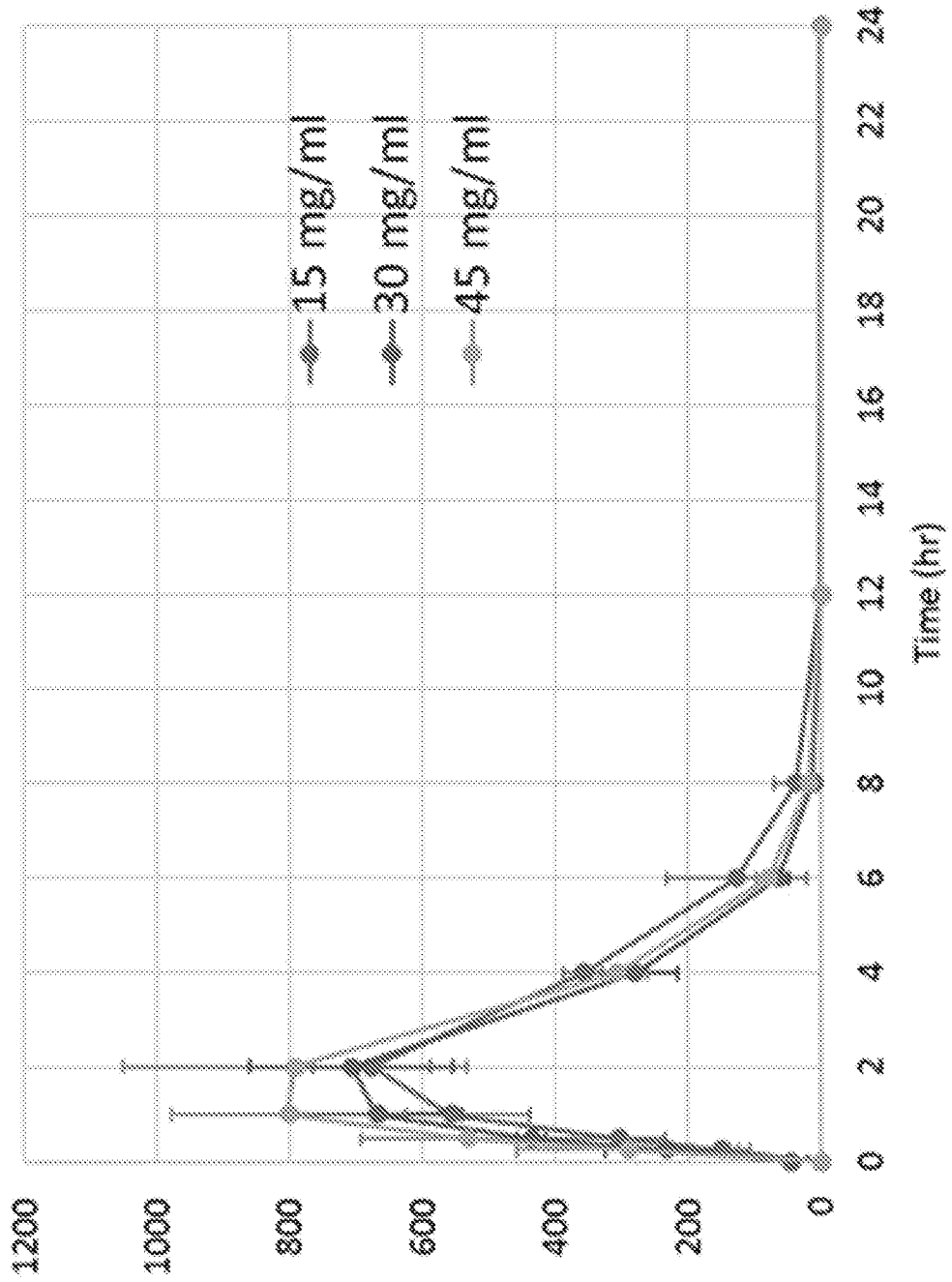


FIG. 7A

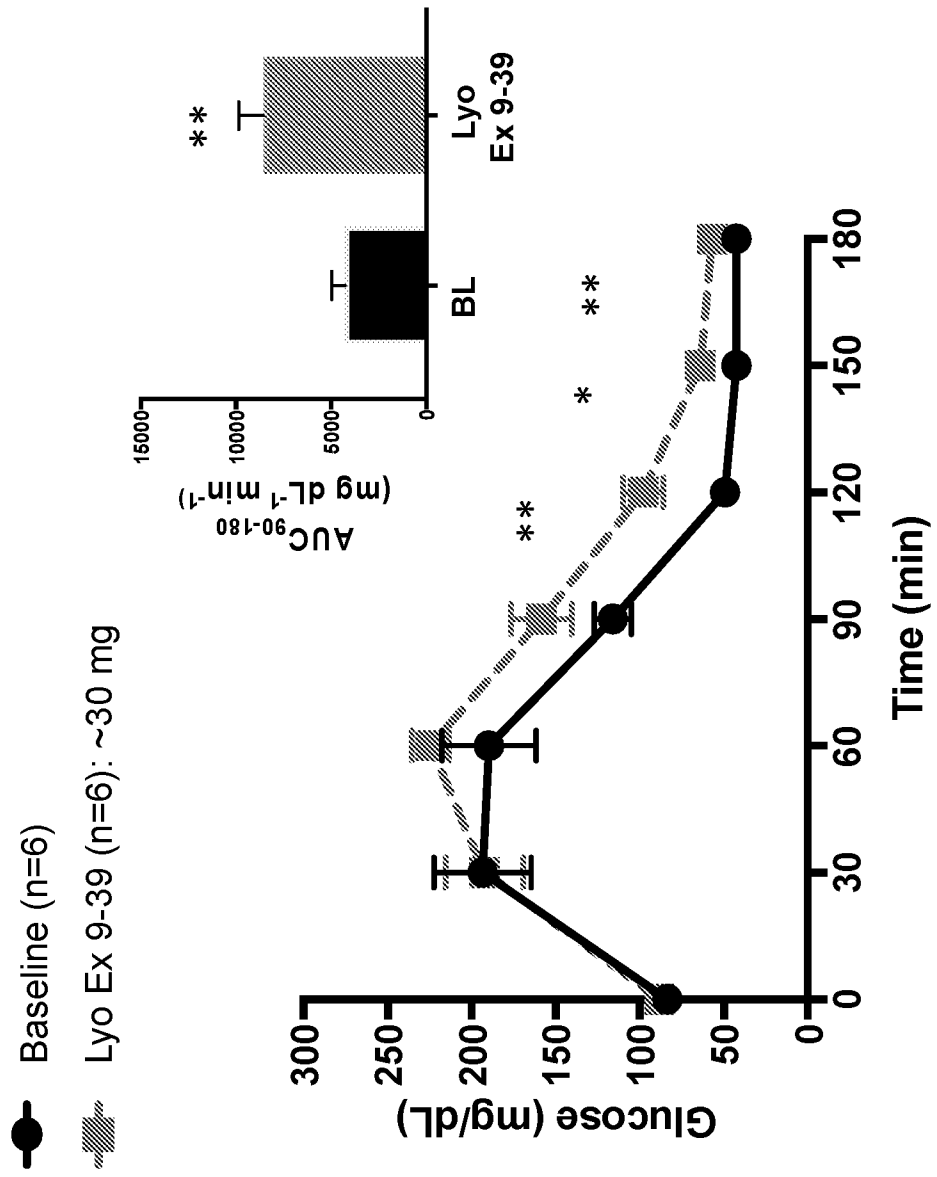


FIG. 7B

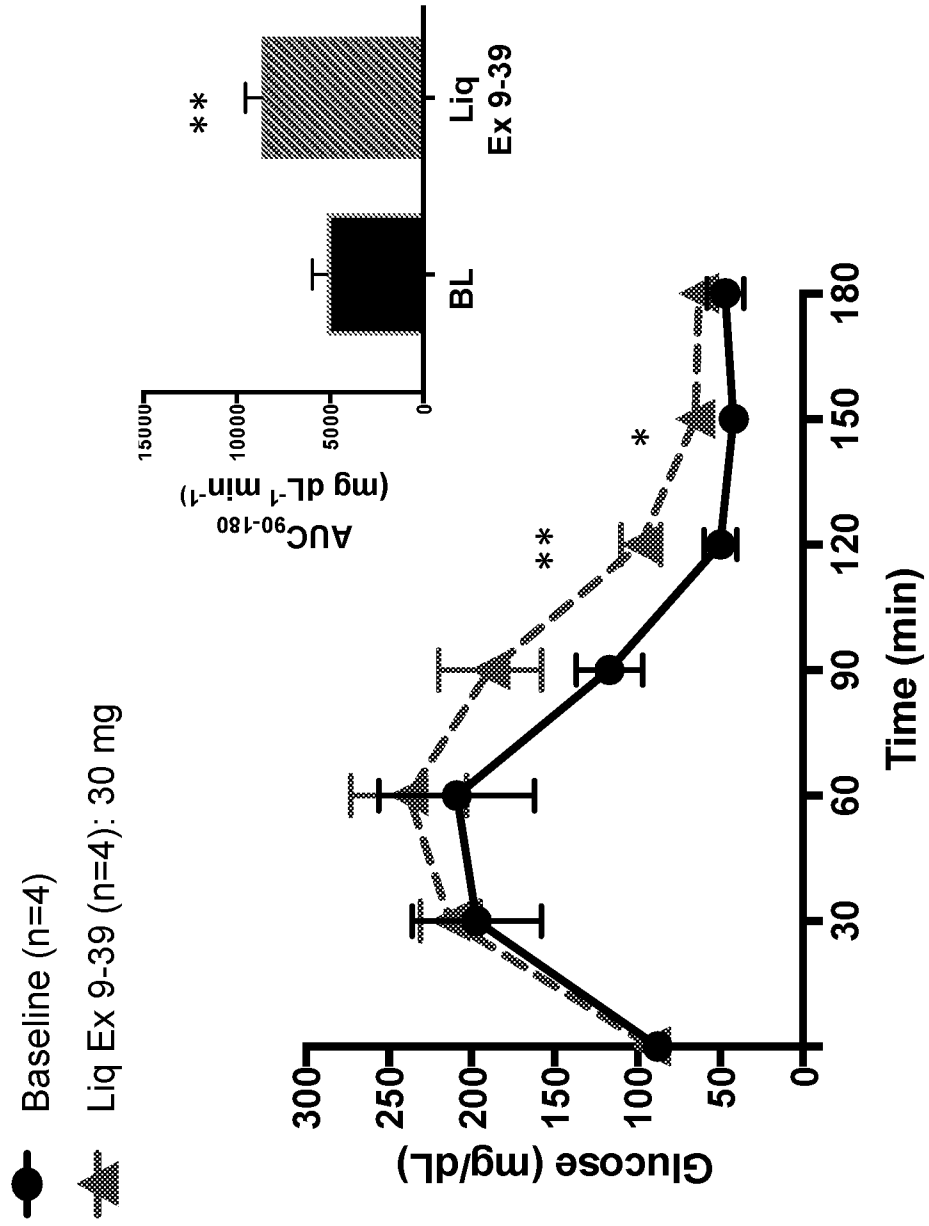


FIG. 7C

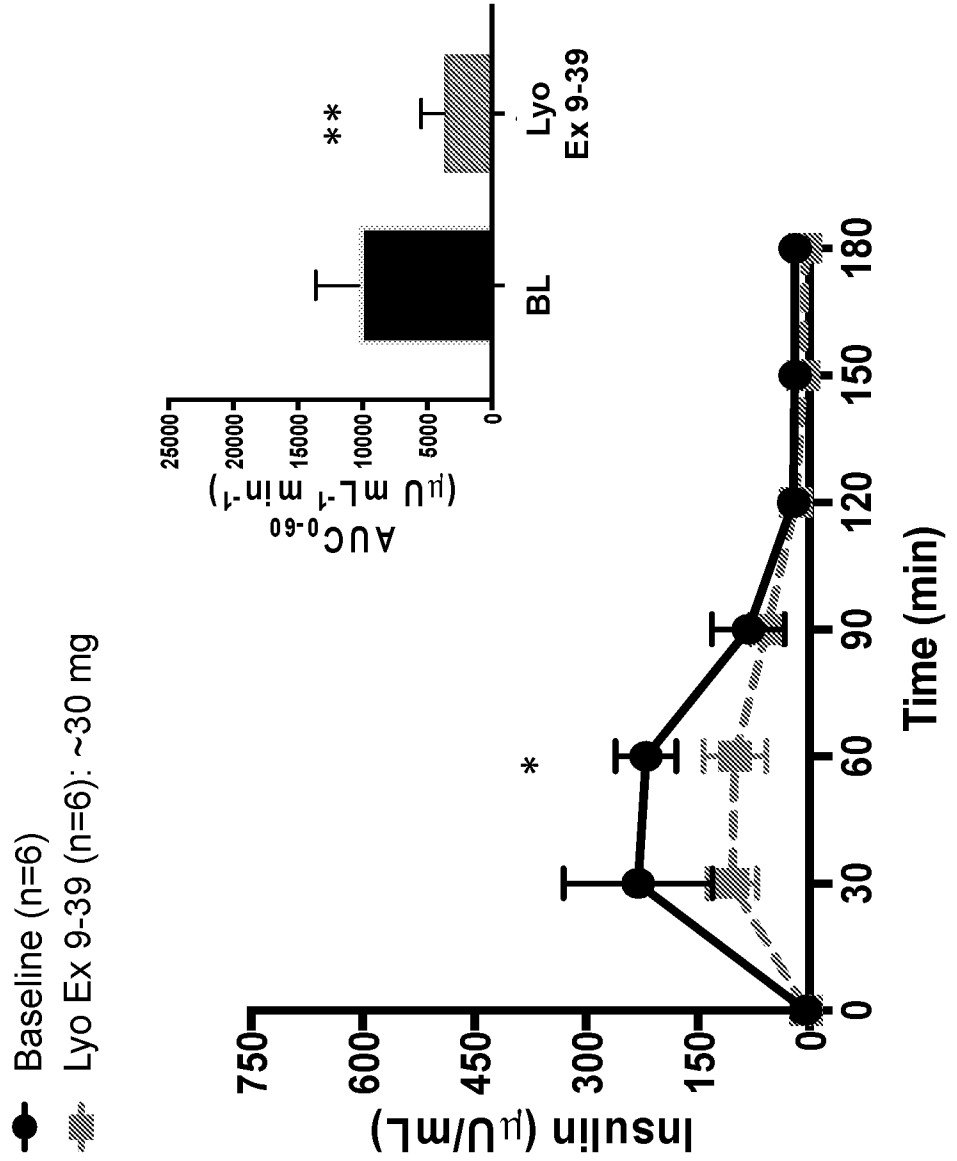


FIG. 7D

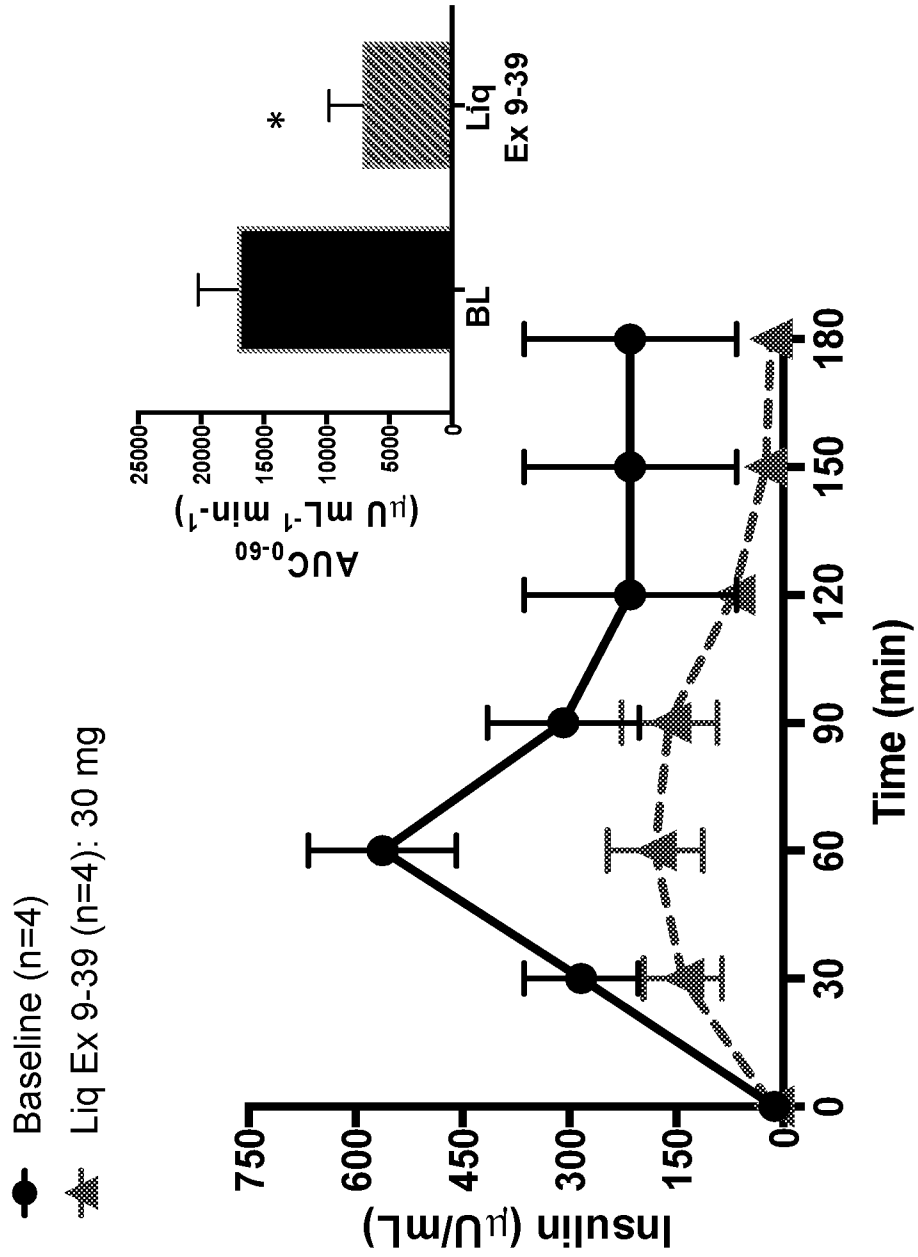


FIG. 8A

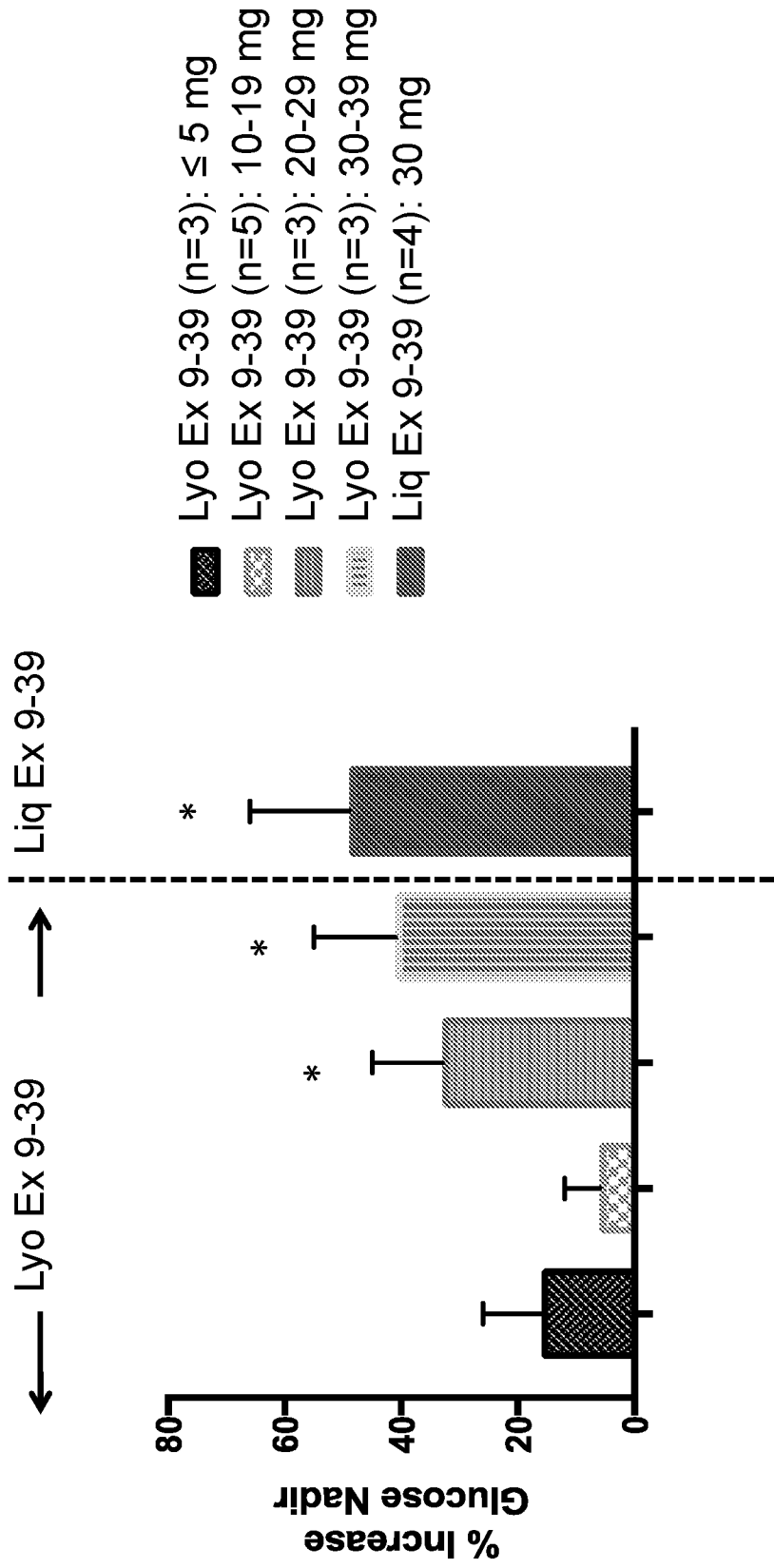


FIG. 8B

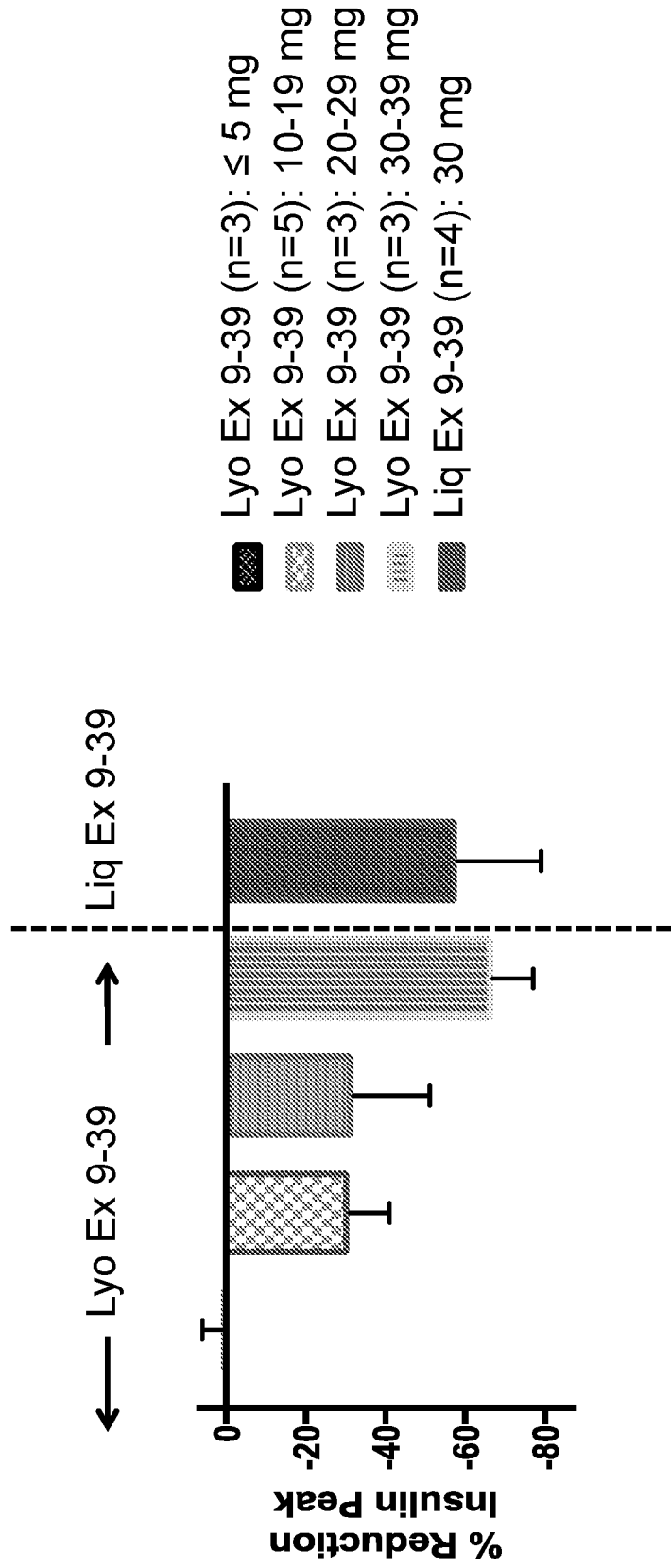


FIG. 8C

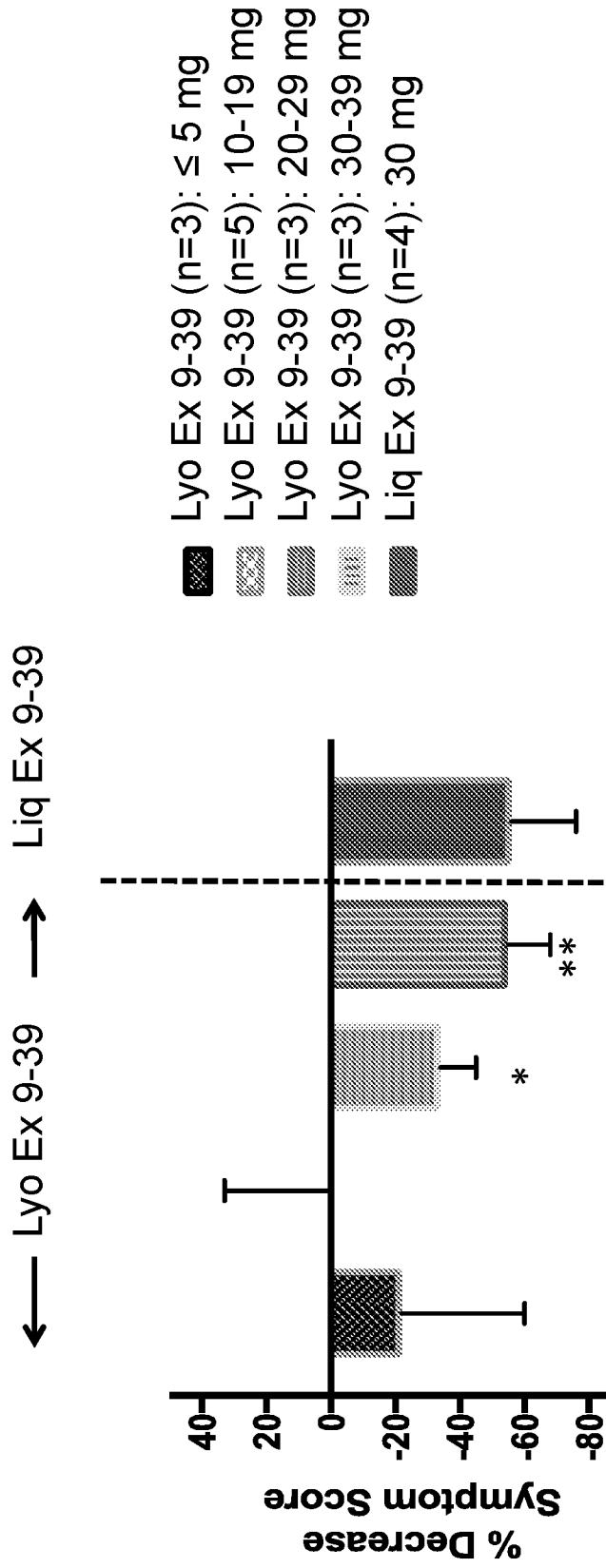


FIG. 9A

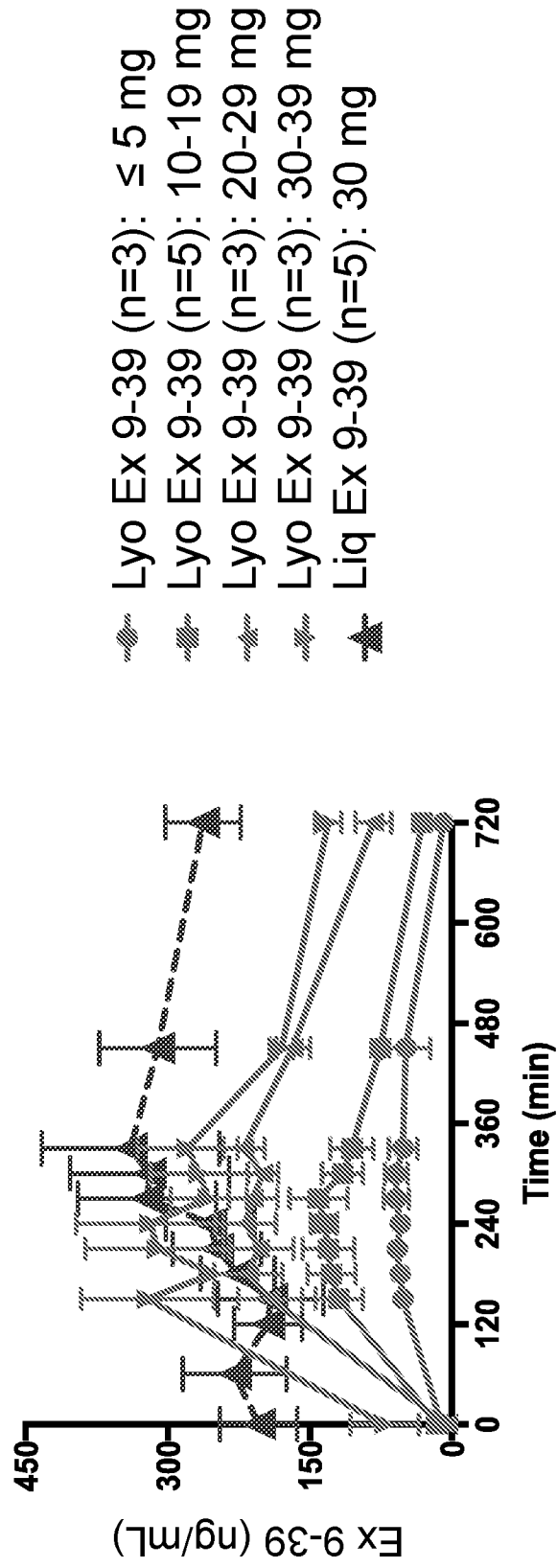


FIG. 9B

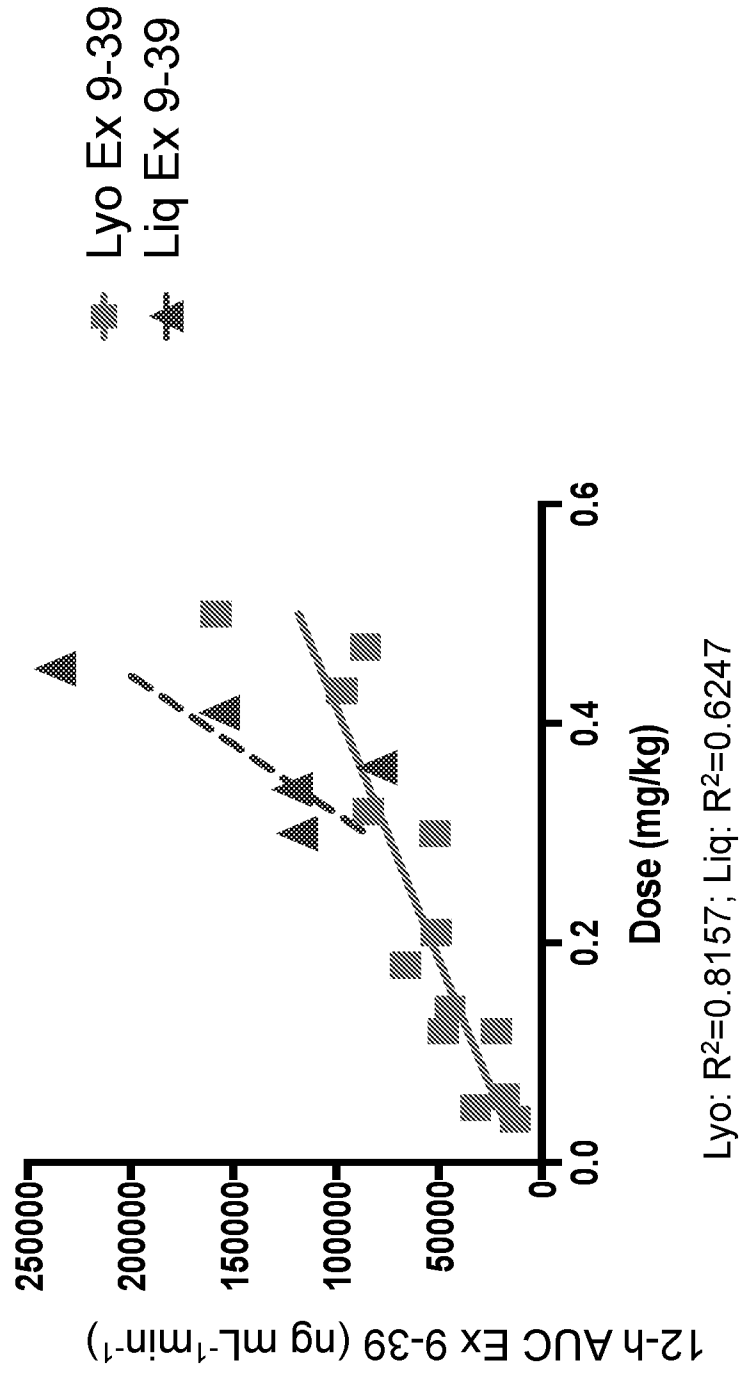


FIG. 10A

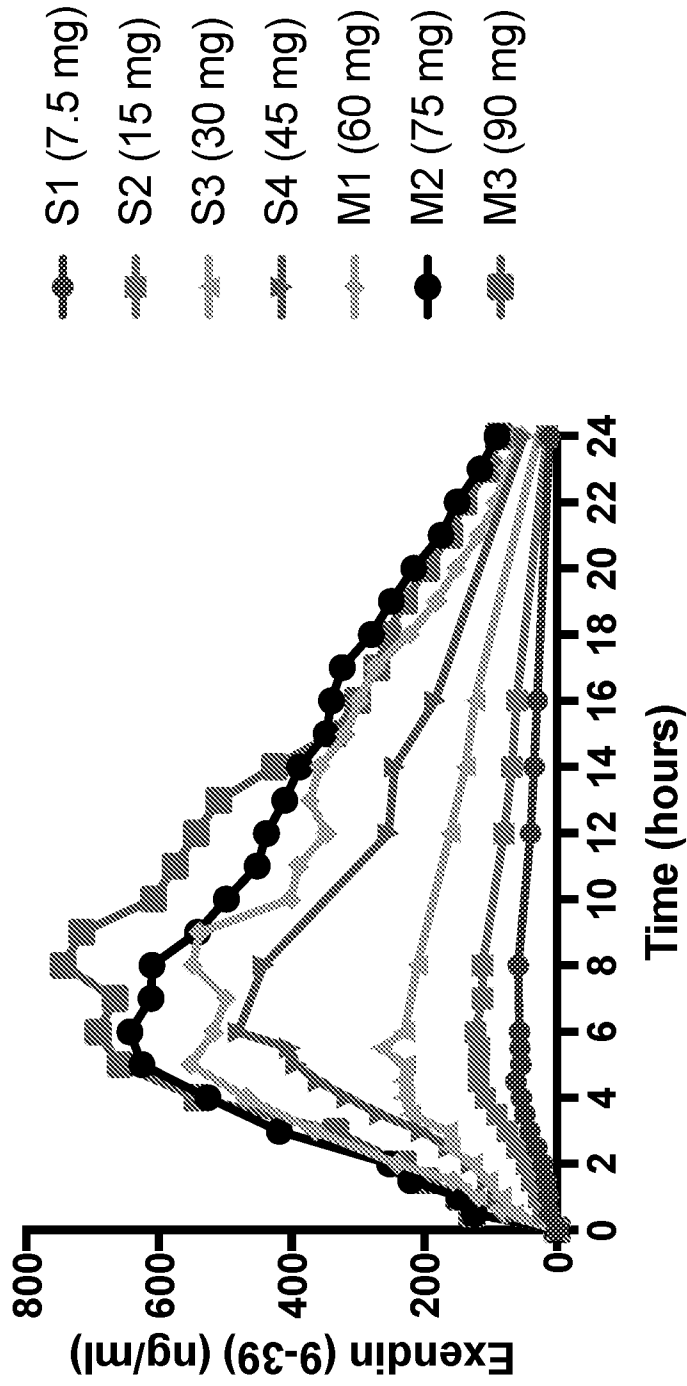
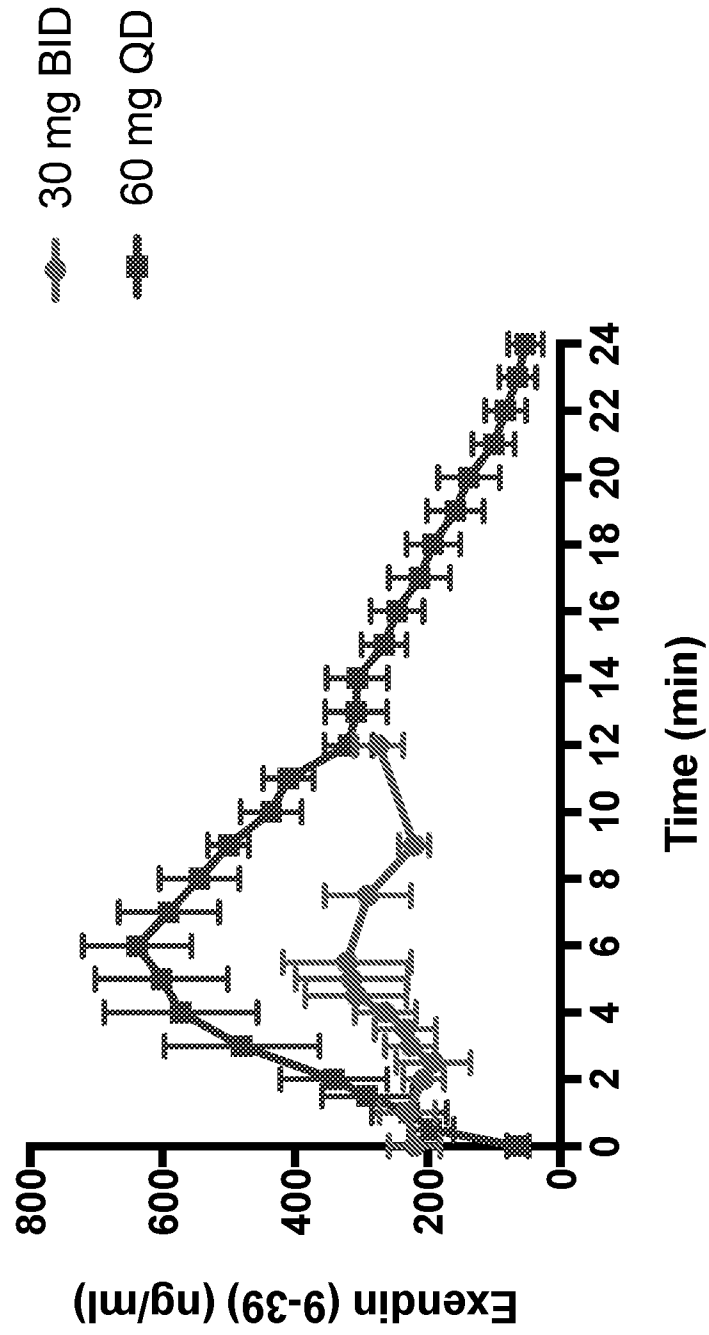


FIG. 10B



INTERNATIONAL SEARCH REPORT

International application No.

PCT/US17/62838

A. CLASSIFICATION OF SUBJECT MATTER
 IPC - A61K 9/08, 38/16; A61P 3/10 (2018.01)
 CPC - A61K 9/08, 38/2278; A61P 3/10

According to International Patent Classification (IPC) or to both national classification and IPC

B. FIELDS SEARCHED

Minimum documentation searched (classification system followed by classification symbols)
 See Search History document

Documentation searched other than minimum documentation to the extent that such documents are included in the fields searched
 See Search History document

Electronic data base consulted during the international search (name of data base and, where practicable, search terms used)
 See Search History document

C. DOCUMENTS CONSIDERED TO BE RELEVANT

Category*	Citation of document, with indication, where appropriate, of the relevant passages	Relevant to claim No.
Y	US 2008/0269130 A1 (STOFFERS, D et al.) 30 October 2008; paragraphs [0035], [0102], [0107]-[0109]	1-2, 3/1-2
Y	US 2010/0029554 A1 (GHOSH, SS et al.) 04 February 2010; paragraphs [0109], [0141]	1-2, 3/1-2
A	US 5,424,286 A (ENG, J) 13 June 1995; entire document	1-2, 3/1-2

Further documents are listed in the continuation of Box C.

See patent family annex.

* Special categories of cited documents:

"A" document defining the general state of the art which is not considered to be of particular relevance

"E" earlier application or patent but published on or after the international filing date

"L" document which may throw doubts on priority claim(s) or which is cited to establish the publication date of another citation or other special reason (as specified)

"O" document referring to an oral disclosure, use, exhibition or other means

"P" document published prior to the international filing date but later than the priority date claimed

"T" later document published after the international filing date or priority date and not in conflict with the application but cited to understand the principle or theory underlying the invention

"X" document of particular relevance; the claimed invention cannot be considered novel or cannot be considered to involve an inventive step when the document is taken alone

"Y" document of particular relevance; the claimed invention cannot be considered to involve an inventive step when the document is combined with one or more other such documents, such combination being obvious to a person skilled in the art

"&" document member of the same patent family

Date of the actual completion of the international search

02 January 2018 (02.01.2018)

Date of mailing of the international search report

23 JAN 2018

Name and mailing address of the ISA/

Mail Stop PCT, Attn: ISA/US, Commissioner for Patents
 P.O. Box 1450, Alexandria, Virginia 22313-1450
 Facsimile No. 571-273-8300

Authorized officer

Shane Thomas

PCT Helpdesk: 571-272-4300
 PCT OSP: 571-272-7774

INTERNATIONAL SEARCH REPORT

International application No.

PCT/US17/62838

Box No. II Observations where certain claims were found unsearchable (Continuation of item 2 of first sheet)

This international search report has not been established in respect of certain claims under Article 17(2)(a) for the following reasons:

1. Claims Nos.:
because they relate to subject matter not required to be searched by this Authority, namely:

2. Claims Nos.:
because they relate to parts of the international application that do not comply with the prescribed requirements to such an extent that no meaningful international search can be carried out, specifically:

3. Claims Nos.: 4-28
because they are dependent claims and are not drafted in accordance with the second and third sentences of Rule 6.4(a).

Box No. III Observations where unity of invention is lacking (Continuation of item 3 of first sheet)

This International Searching Authority found multiple inventions in this international application, as follows:

1. As all required additional search fees were timely paid by the applicant, this international search report covers all searchable claims.
2. As all searchable claims could be searched without effort justifying additional fees, this Authority did not invite payment of additional fees.
3. As only some of the required additional search fees were timely paid by the applicant, this international search report covers only those claims for which fees were paid, specifically claims Nos.:

4. No required additional search fees were timely paid by the applicant. Consequently, this international search report is restricted to the invention first mentioned in the claims; it is covered by claims Nos.:

- Remark on Protest**
- The additional search fees were accompanied by the applicant's protest and, where applicable, the payment of a protest fee.
- The additional search fees were accompanied by the applicant's protest but the applicable protest fee was not paid within the time limit specified in the invitation.
- No protest accompanied the payment of additional search fees.