



US00D623157S

(12) **United States Design Patent**
Shinsaku

(10) **Patent No.:** **US D623,157 S**

(45) **Date of Patent:** **** Sep. 7, 2010**

(54) **MOBILE PHONE**

(75) Inventor: **Hirano Shinsaku**, Malmö (SE)

(73) Assignee: **Sony Ericsson Mobile Communications AB**, Lund (SE)

(**) Term: **14 Years**

(21) Appl. No.: **29/332,890**

(22) Filed: **Feb. 27, 2009**

(30) **Foreign Application Priority Data**

Sep. 1, 2008 (EM) 000994140-0001
Sep. 1, 2008 (EM) 000994140-0002

(51) **LOC (9) Cl.** **14-03**

(52) **U.S. Cl.** **D14/138 AD**

(58) **Field of Classification Search** D14/138 R,
D14/138 AD, 138 AC, 138 C, 138 G, 191,
D14/203.1-203.8, 496, 138 AA, 138 AB,
D14/247-248, 137, 147, 218, 341-347; D10/65,
D10/78, 104; D13/168; D18/7; 455/566,
455/575.1, 575.3

See application file for complete search history.

(56) **References Cited**

U.S. PATENT DOCUMENTS

D458,915 S * 6/2002 Shintani D14/147
D509,206 S * 9/2005 Jang D14/138 AB
D526,222 S * 8/2006 Uehara D10/65
D528,528 S * 9/2006 Moon et al. D14/138 G
D529,886 S * 10/2006 Jang D14/138 AD
D566,729 S * 4/2008 Kaneko et al. D14/496
D571,765 S * 6/2008 Hsu D14/138 AD

(Continued)

OTHER PUBLICATIONS

Sony Ericsson W705, announced Oct. 2008, [online], [retrieved on Nov. 8, 2008]. Retrieved from Internet ,<URL: http://www.gsmarena.com>.*

(Continued)

Primary Examiner—Jeffrey D Asch

Assistant Examiner—Bridget L Eland

(74) *Attorney, Agent, or Firm*—Myers Bigel Sibley & Sajovec

(57) **CLAIM**

The ornamental design for mobile phone, as shown and described.

DESCRIPTION

FIG. 1 is a front perspective view of a mobile phone showing my design;

FIG. 2 is a front view thereof;

FIG. 3 is a rear view thereof;

FIG. 4 is a side view thereof;

FIG. 5 is an opposing side view thereof;

FIG. 6 is a top view thereof;

FIG. 7 is a bottom view thereof;

FIG. 8 is a front perspective view of the mobile phone of FIG. 1 showing my design in an open position;

FIG. 9 is a front view thereof;

FIG. 10 is a rear view thereof;

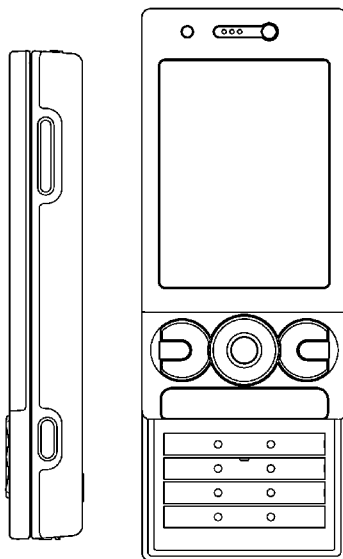
FIG. 11 is a side view thereof;

FIG. 12 is an opposing side view thereof;

FIG. 13 is a top view thereof; and,

FIG. 14 is a bottom view thereof.

1 Claim, 6 Drawing Sheets



US D623,157 S

Page 2

U.S. PATENT DOCUMENTS

D582,382 S * 12/2008 Kim D14/138 AD
D585,416 S * 1/2009 Kim D14/138 AD
D587,670 S * 3/2009 Kim et al. D14/138 AD
D595,683 S * 7/2009 Tsai et al. D14/138 AD
D596,607 S * 7/2009 Kim et al. D14/138 AD
D597,517 S * 8/2009 Kim D14/138 AD
D598,000 S * 8/2009 Kim et al. D14/138 AB
D601,112 S * 9/2009 Tang D14/138 AD
D602,464 S * 10/2009 Chung et al. D14/138 AD
D602,895 S * 10/2009 Chun D14/138 AD
D603,821 S * 11/2009 Hansen D14/138 AD
D604,710 S * 11/2009 Suzuki D14/138 AD

D605,155 S * 12/2009 Cha et al. D14/138 AD
D611,030 S * 3/2010 Hirano D14/138 G
2006/0170656 A1 * 8/2006 Kwon 345/169
2007/0082718 A1 * 4/2007 Yoon et al. 455/575.4
2008/0057922 A1 * 3/2008 Kokes et al. 455/414.1
2009/0247243 A1 * 10/2009 Chen et al. 455/575.1
2009/0270141 A1 * 10/2009 Sassi 455/575.1

OTHER PUBLICATIONS

Sony Ericsson W715, announced Jan. 2009, [online], [retrieved on Jan. 9, 2009 & Jan. 23, 2009]. Retrieved from Internet ,<URL: <http://www.gsmarena.com>>.*

* cited by examiner

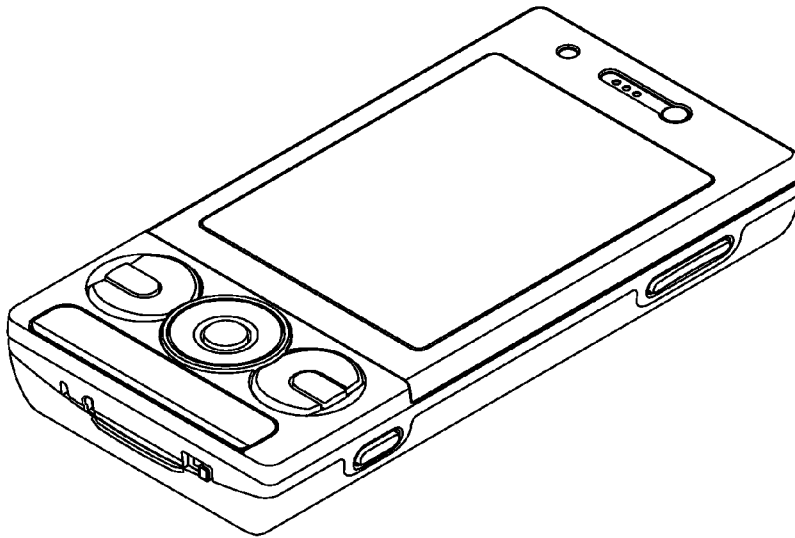


FIG. 1




FIG. 2

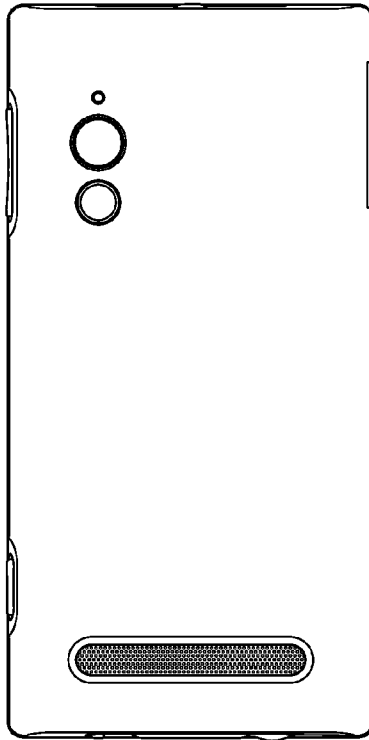


FIG. 3

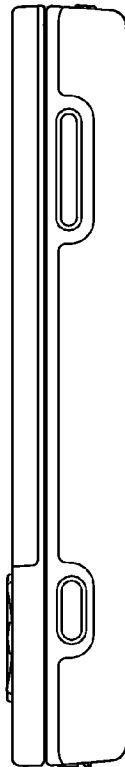


FIG. 4

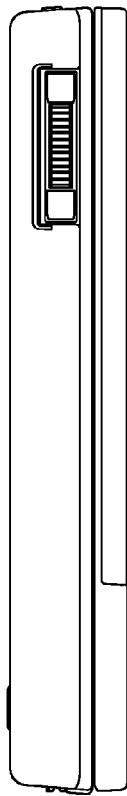


FIG. 5

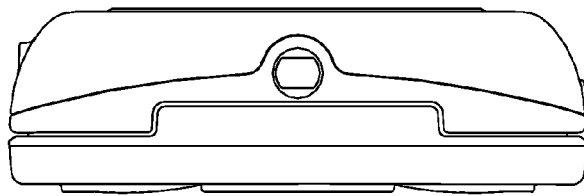


FIG. 6

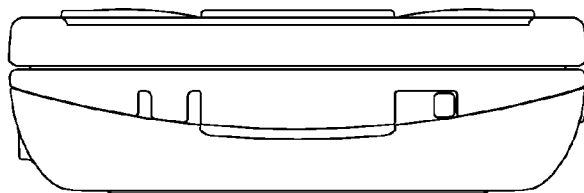


FIG. 7

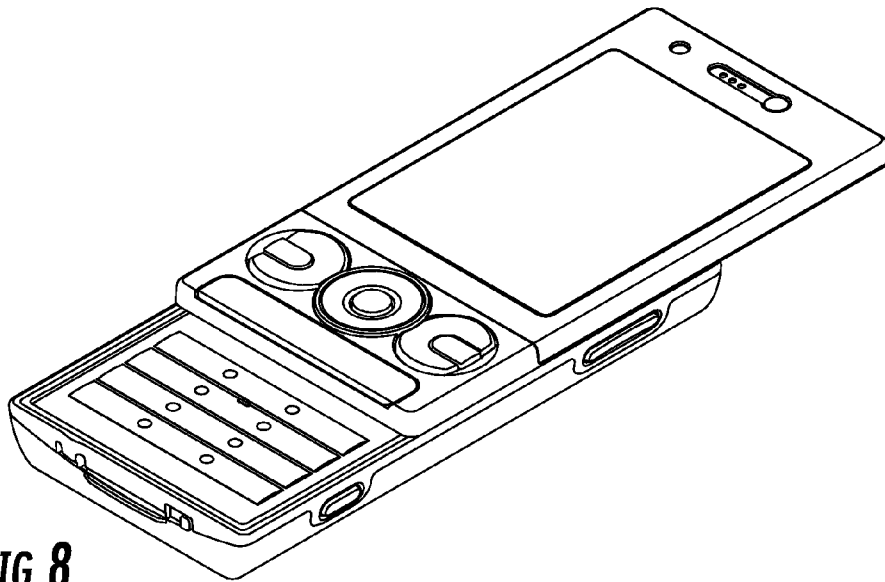


FIG. 8

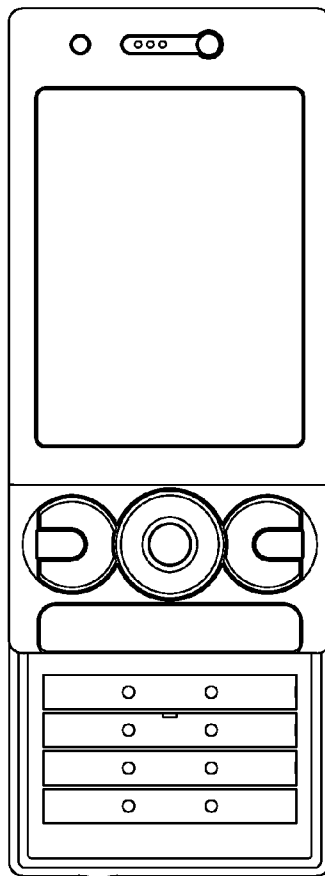


FIG. 9

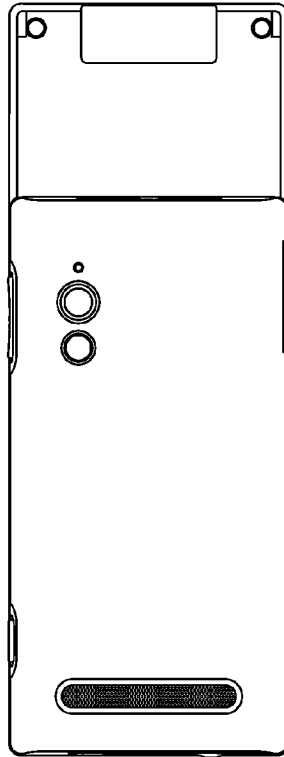


FIG. 10



FIG. 11

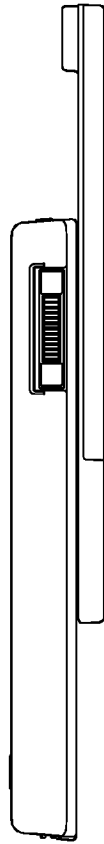


FIG. 12

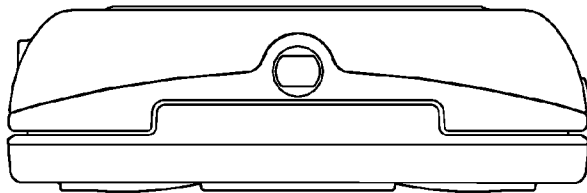


FIG. 13

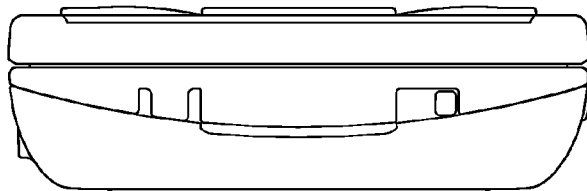


FIG. 14