



US00D736854S

(12) **United States Design Patent**
Tuszynski

(10) **Patent No.:** **US D736,854 S**

(45) **Date of Patent:** **** Aug. 18, 2015**

(54) **HANGING FILE FOLDER**

(71) Applicant: **Jacek Tuszynski**, Elmwood Park, IL
(US)

(72) Inventor: **Jacek Tuszynski**, Elmwood Park, IL
(US)

(**) Term: **14 Years**

(21) Appl. No.: **29/495,513**

(22) Filed: **Jul. 1, 2014**

(51) **LOC (10) Cl.** **19-02**

(52) **U.S. Cl.**
USPC **D19/90**

(58) **Field of Classification Search**
USPC D19/26-33, 75-80, 86, 87, 89-92;
206/215, 425, 556, 557, 39.5; 211/10,
211/11, 42, 45, 50, 88.01, 126.13, 126.14,
211/126.15; 229/67.1-67.4, 72
CPC A47B 63/00; B42F 17/18; A47F 7/147
See application file for complete search history.

(56) **References Cited**

U.S. PATENT DOCUMENTS

1,683,584	A *	9/1928	Hogan	383/38
1,706,300	A *	3/1929	Kakaley	229/72
3,323,708	A *	6/1967	Nesbit	229/72
3,534,489	A *	10/1970	Diambra et al.	40/122
4,057,140	A *	11/1977	Hutzel	206/216
4,317,538	A *	3/1982	Alter et al.	229/72
4,932,683	A *	6/1990	Perazza	283/74
D317,675	S *	6/1991	Shipp et al.	D3/247
D331,496	S *	12/1992	Maglio	D3/303
5,390,801	A *	2/1995	Hansen	211/55

5,477,967	A *	12/1995	Voorhees et al.	211/55
D372,579	S *	8/1996	Lin	D3/249
D408,859	S *	4/1999	Ho	D19/78
D416,937	S *	11/1999	Moor	D19/26
D423,573	S *	4/2000	Moor	D19/26
D431,049	S *	9/2000	Moor	D19/26
D446,241	S *	8/2001	Moor	D19/26
6,398,021	B1 *	6/2002	Smith	206/232
6,678,974	B1 *	1/2004	Su	40/124.2
2009/0121470	A1 *	5/2009	Exline et al.	281/31
2012/0074644	A1 *	3/2012	O'Reilly	273/108.1
2013/0320074	A1 *	12/2013	Leonard	229/67.1

* cited by examiner

Primary Examiner — Elizabeth Albert

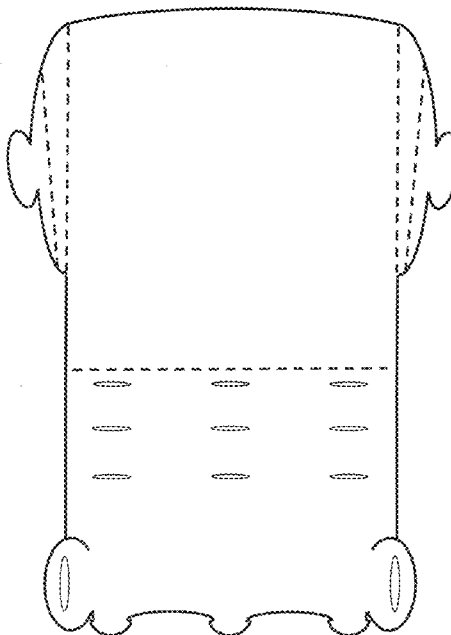
(57) **CLAIM**

The ornamental design for a hanging file folder, as shown and described.

DESCRIPTION

FIG. 1 is a front view of a first embodiment of hanging file folder showing my new design
 FIG. 2 is top view of FIG. 1
 FIG. 3 is bottom view of FIG. 1
 FIG. 4 is left side view of FIG. 1
 FIG. 5 is right side view of FIG. 1
 FIG. 6 is a front view of a second embodiment of the hanging file folder of FIG. 1
 FIG. 7 is top view of FIG. 6
 FIG. 8 is bottom view of FIG. 6
 FIG. 9 is left side view of FIG. 6; and,
 FIG. 10 is right side view of FIG. 6.
 The broken lines in the drawings represent fold lines and they do form part of the claimed design.

1 Claim, 4 Drawing Sheets



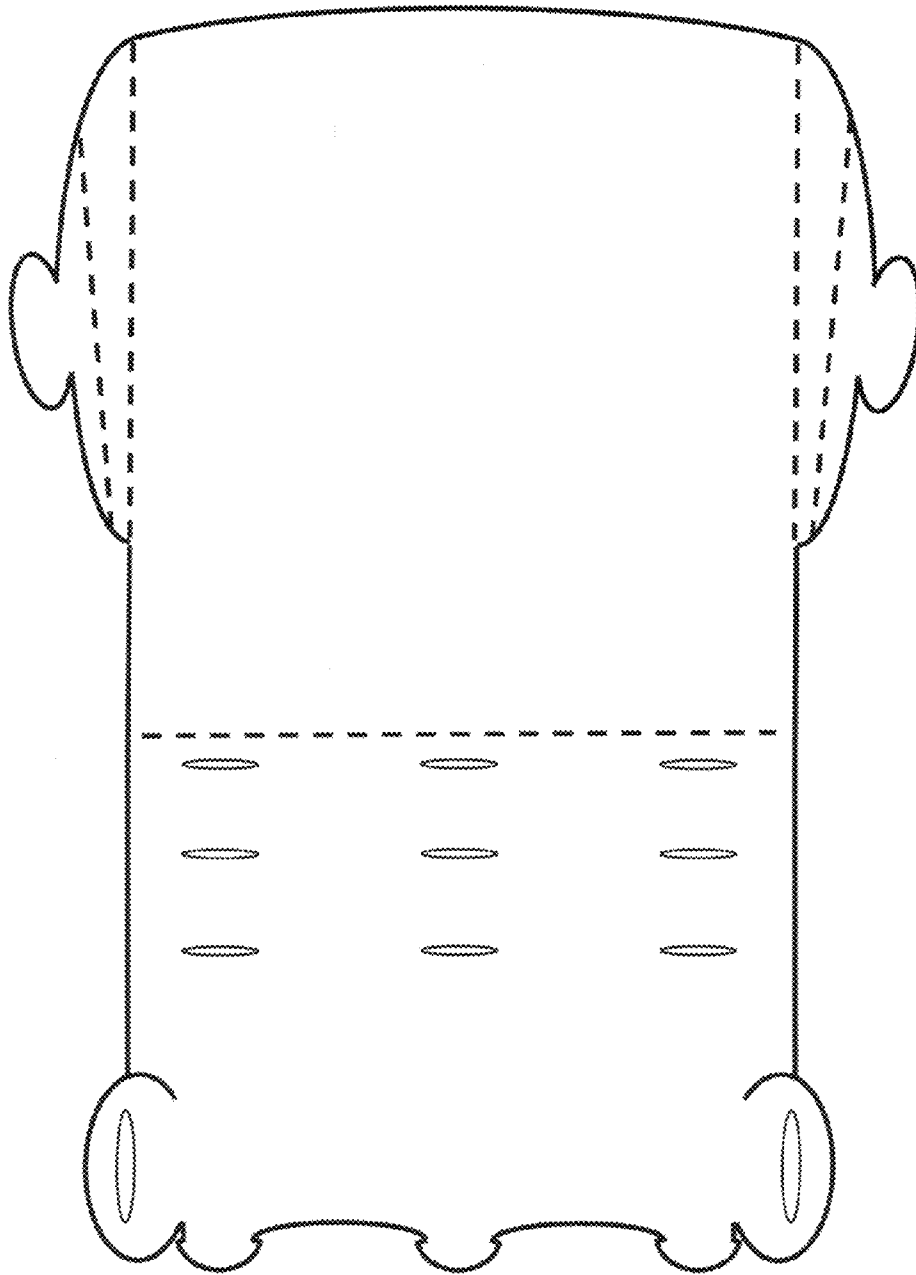


Fig.1

Fig.2




Fig.3



Fig.4



Fig.5






Fig.6

Fig.7



Fig.8



Fig.9



Fig.10

