



US00D771826S

(12) **United States Design Patent** (10) **Patent No.:** **US D771,826 S**
Pochman et al. (45) **Date of Patent:** **** Nov. 15, 2016**

(54) **ELASTIC TAPE**

(71) Applicant: **HYGENIC INTANGIBLE PROPERTY HOLDING CO.**, Akron, OH (US)

(72) Inventors: **Ethan Pochman**, Hudson, OH (US); **Mitchell Barton**, Richfield, OH (US)

(73) Assignee: **HYGENIC INTANGIBLE PROPERTY HOLDING CO.**, Akron, OH (US)

(**) Term: **14 Years**

(21) Appl. No.: **29/517,474**

(22) Filed: **Feb. 12, 2015**

(51) **LOC (10) Cl.** **24-04**

(52) **U.S. Cl.** **D24/189**
USPC

(58) **Field of Classification Search**
USPC D24/188-192; D5/1-3; D19/67, 69
CPC .. E01C 5/00; E01C 2201/02; E01C 2201/06;
B44F 9/04; A61F 2013/0028; A61F 5/0111;
A61F 2013/00246; A61F 5/40; B44C 5/06
See application file for complete search history.

(56) **References Cited**

U.S. PATENT DOCUMENTS

3,400,036	A *	9/1968	Hemrick	B44F 1/14
					156/209
4,354,773	A *	10/1982	Noack	E01O 5/00
					404/41
D304,238	S *	10/1989	Palau	D24/189
D319,669	S *	9/1991	Kronberg	D20/18
D397,802	S *	9/1998	Terry	D25/113
D404,147	S *	1/1999	Woolford	D25/113
5,861,348	A *	1/1999	Kase	A61F 13/02
					428/195.1
6,820,383	B2 *	11/2004	Vos	B28B 7/0064

					52/311.1
D621,051	S *	8/2010	Kase	D24/189
D640,379	S *	6/2011	Hope	D24/189
D719,718	S *	12/2014	Schweitzer	D1/121

OTHER PUBLICATIONS

Ottagono, vol. 201, p. 38, Jun. 2007.
Dossier, CompoMobili, p. 51, 2007.
International Design Registration No. OHIM 001067300-003, published Jan. 20, 2009.
Ultimate Survival Technologies Retro Reflective Tape, 2014, available at: https://www.amazon.com/Ultimate-Survival-Technologies-Reflective-Silver/dp/B00DG0NA62/ref=pd_sim_469_10?ie=UTF8HYPERLINK (last visited Aug. 23, 2016).

* cited by examiner

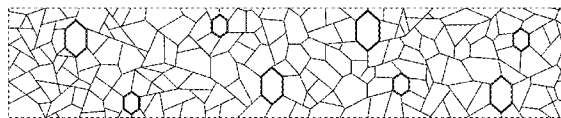
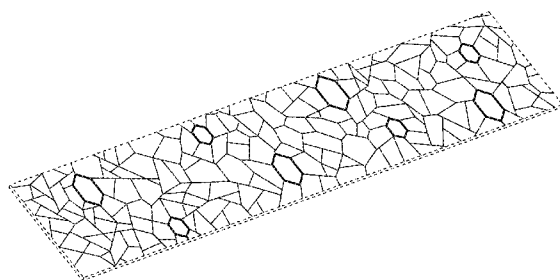
Primary Examiner — George D Kirschbaum
Assistant Examiner — Jennifer Watkins
(74) *Attorney, Agent, or Firm* — Baker and Hostetler LLP

(57) **CLAIM**
The ornamental design for elastic tape, as shown and described.

DESCRIPTION

FIG. 1 is a top perspective view of an elastic tape showing our new design;
FIG. 2 is a top view of the design shown in FIG. 1;
FIG. 3 is a bottom view of the design shown in FIG. 1;
FIG. 4 is a left or right view of the design shown in FIG. 1; and,
FIG. 5 is a front or back view of the design shown in FIG. 1.
The broken lines illustrate portions of the elastic tape that form no part of the claimed design.

1 Claim, 3 Drawing Sheets



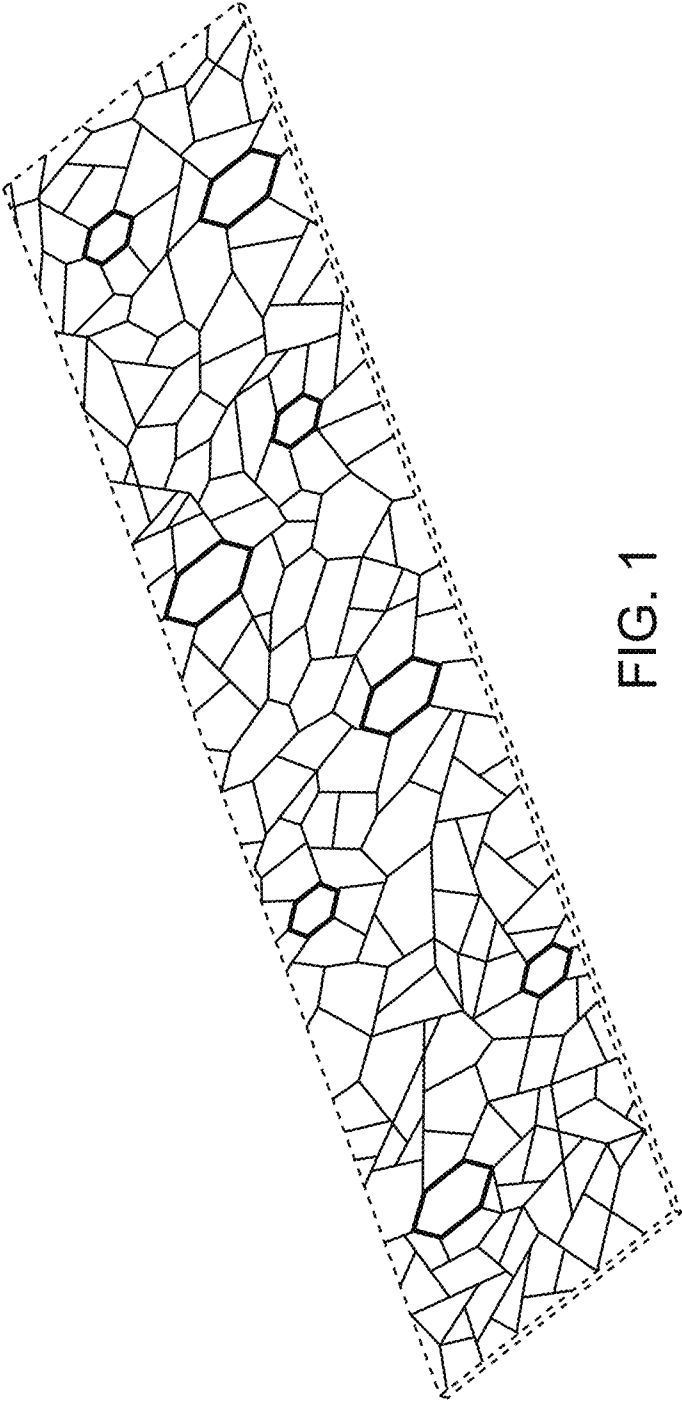


FIG. 1

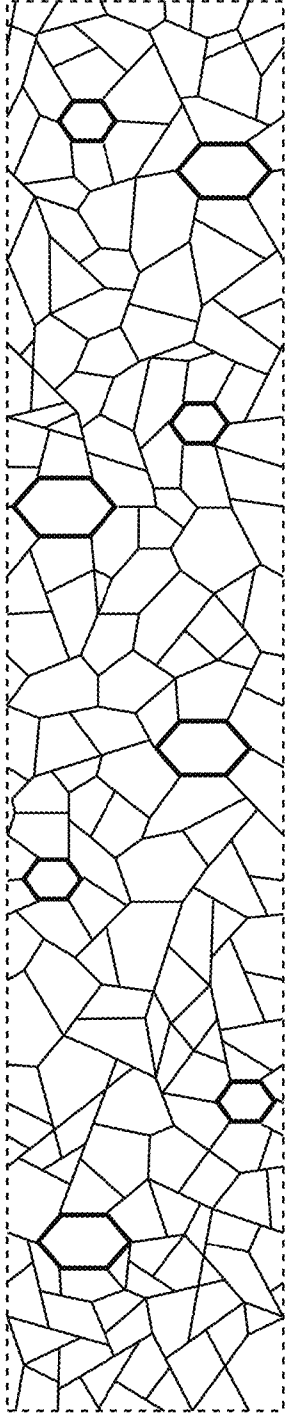


FIG. 2

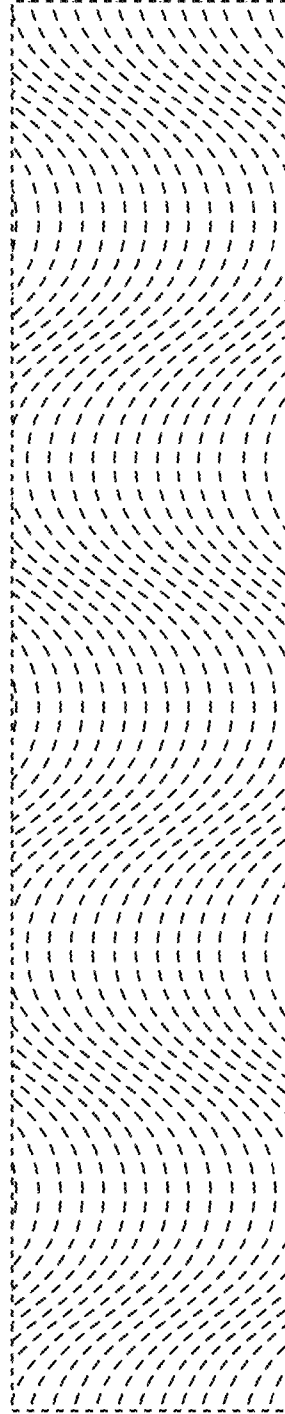


FIG. 3

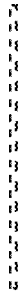


FIG. 4

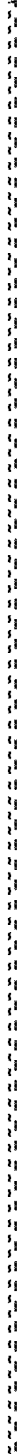


FIG. 5