



US00D587474S

(12) **United States Design Patent**
Kelly

(10) **Patent No.:** **US D587,474 S**
(45) **Date of Patent:** **** Mar. 3, 2009**

- (54) **FOLDING TABLE AND CHAIR SET**
- (75) Inventor: **Luke E. Kelly**, Augusta, KS (US)
- (73) Assignee: **The Coleman Company, Inc.**, Wichita, KS (US)
- (**) Term: **14 Years**
- (21) Appl. No.: **29/281,039**
- (22) Filed: **Jun. 13, 2007**

JP	1134579	12/2001
JP	200258540	2/2002
JP	2002112839	4/2002
JP	1181411	6/2003
JP	1187820	8/2003
JP	3599724	9/2004
JP	1250854	8/2005

- (51) **LOC (9) Cl.** **06-01**
- (52) **U.S. Cl.** **D6/335**
- (58) **Field of Classification Search** D6/334-338,
D6/360, 367, 374, 375, 482, 491, 495, 500-502;
297/83, 157.1, 158.3, 170, 184.16, 188.14,
297/244, 423.19; 5/12.1, 12.2; D21/803
See application file for complete search history.

(56) **References Cited**

U.S. PATENT DOCUMENTS

D266,211 S * 9/1982 Thom et al. D6/337
D315,254 S * 3/1991 Walters D6/337
D323,074 S * 1/1992 Michel D6/337
D348,989 S * 7/1994 Pomeroy et al. D6/337
D368,807 S * 4/1996 Noll D6/337
D381,820 S * 8/1997 Kovalchek D6/337
5,720,512 A * 2/1998 Hostetler 297/158.5
D396,356 S * 7/1998 Petersen D6/337
D409,088 S * 5/1999 de Maillard et al. D9/448
5,921,622 A * 7/1999 Newton 297/157.1
D417,965 S * 12/1999 Strong et al. D6/337
D422,420 S * 4/2000 Shilling et al. D6/337
D429,903 S * 8/2000 Iannaccone D6/337
6,874,427 B2 4/2005 Izumi
D511,417 S * 11/2005 Astle et al. D6/337

FOREIGN PATENT DOCUMENTS

JP 1130677 11/2001

OTHER PUBLICATIONS

- “Tables Section” of Coleman 2006 Outdoor Products Catalog, pp. 28-29, The Coleman Company, Inc., Wichita, Kansas, 2006.
- “Pack-Away Table Set for 2,” web pages from www.coleman.com, 2 pgs., The Coleman Company, Inc., Wichita, Kansas, 2007.
- “Pack-Away Table Set for 4,” web pages from www.coleman.com, 2 pgs., The Coleman Company, Inc., Wichita, Kansas, 2007.

* cited by examiner

Primary Examiner—Sandra Snapp
(74) *Attorney, Agent, or Firm*—Kelly S. Elsea

(57) **CLAIM**

The ornamental design for a folding table and chair set, as shown and described.

DESCRIPTION

FIG. 1 is a top, side perspective view of my new folding table and chair set;

FIG. 2 is a top plan view thereof; and,

FIG. 3 is a front elevation view thereof, the rear elevation view, the right side elevation view, and the left elevation view being the same.

The broken line showing is for illustrative purposes only and forms no part of the claimed design.

1 Claim, 3 Drawing Sheets

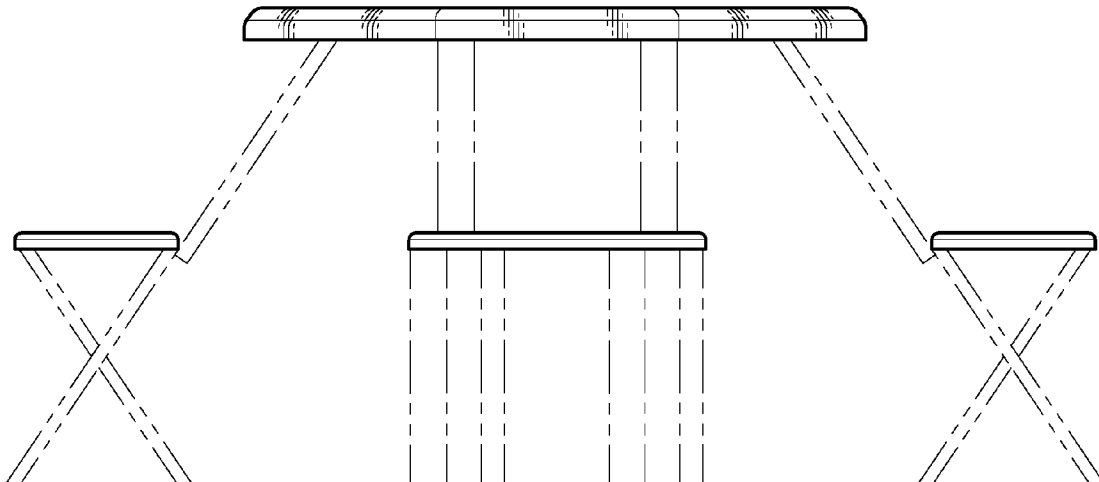


FIG. 1




FIG. 2

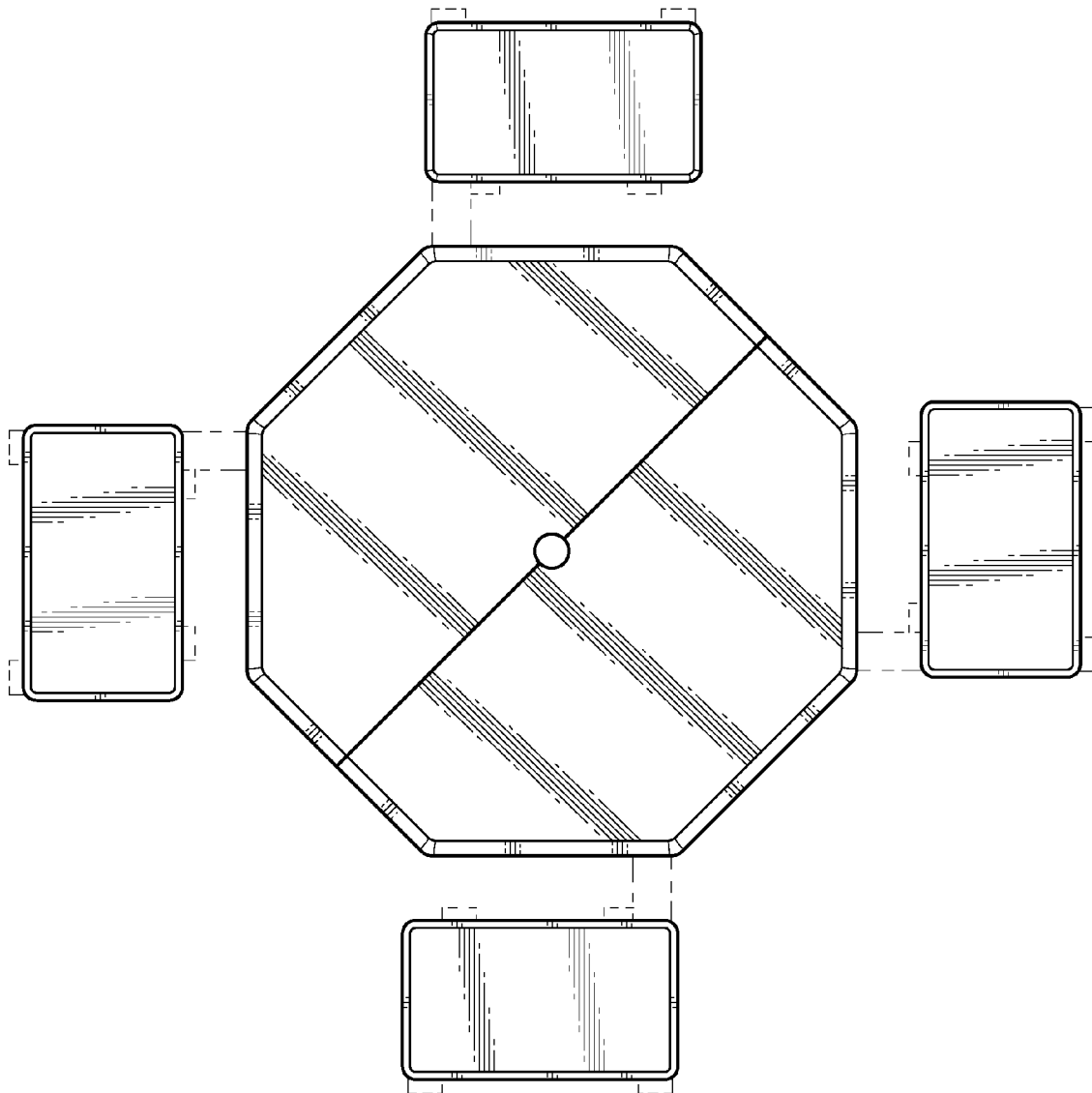


FIG. 3

