

(21) Application No: 1506362.1

(22) Date of Filing: 15.04.2015

(71) Applicant(s):  
**David Ian Hawkins**  
**Breach Farm House, Calais Lane, YELFORD,**  
**Oxfordshire, OX29 7QU, United Kingdom**

(72) Inventor(s):  
**David Ian Hawkins**

(74) Agent and/or Address for Service:  
**Rational IP Limited**  
**81 Rivington Street, London, EC2A 3AY,**  
**United Kingdom**

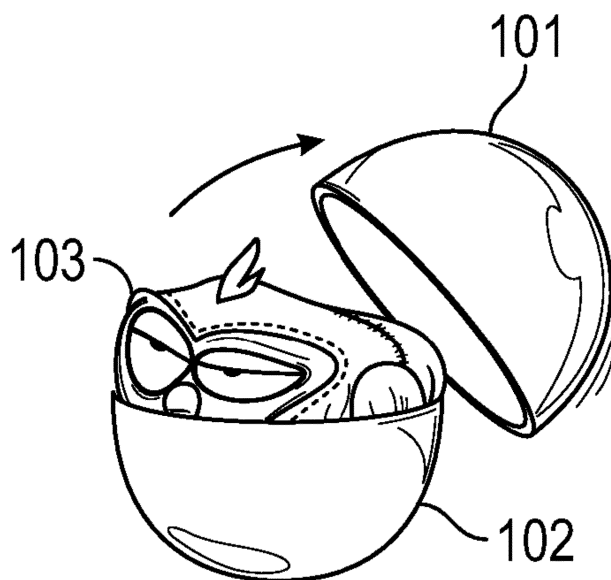
(51) INT CL:  
**A63H 33/00** (2006.01) **A63H 3/00** (2006.01)

(56) Documents Cited:  
**GB 2335374 A** **GB 2215226 A**  
**JP 2002248277 A** **US 3660926 A**  
**US 20120094571 A**

(58) Field of Search:  
INT CL **A63H**  
Other: **WPI, EPODOC**

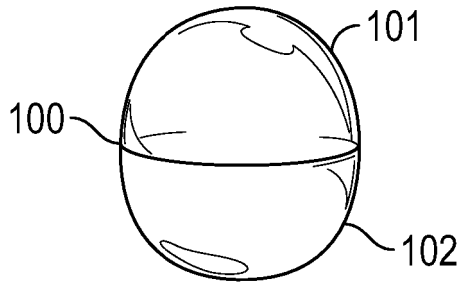
(54) Title of the Invention: **A toy**  
Abstract Title: **Capsule toy**

(57) The capsule toy includes two parts: a capsule, comprising one or more components 101,102 which form a body of the capsule, and a removable toy 103 configured to fit within the capsule. The toy 103 includes a body configured to receive at least one of the components of the capsule once it is removed from the capsule. The toy may include an opening (104, figure 1e) for receiving the capsule component. The toy may be formed from a soft flexible material.

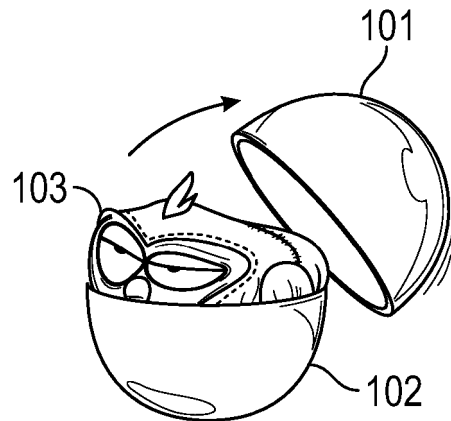


Capsule half opened  
showing a floppy plushie

**FIG. 1B**

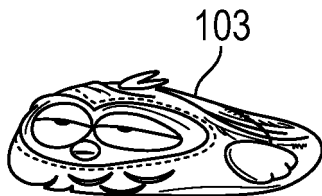


Capsule  
**FIG. 1A**



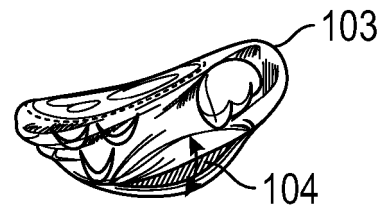
Capsule half opened  
showing a floppy plushie

**FIG. 1B**



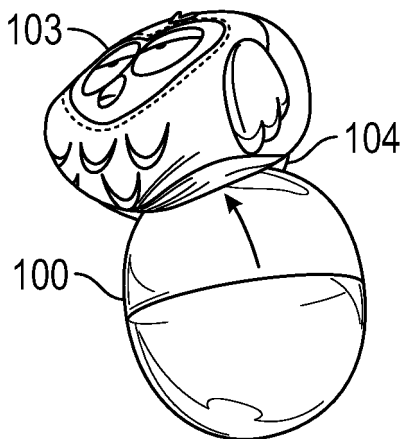
Floppy plushie with a slit  
and a capsule being pushed  
into the slit

**FIG. 1C**




Floppy plushie with a slit  
and a capsule being pushed  
into the slit

**FIG. 1D**



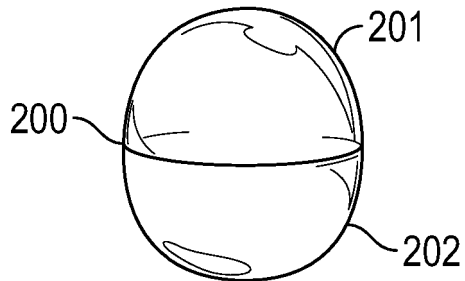
Floppy plushie with a slit  
and a capsule being pushed  
into the slit

**FIG. 1E**

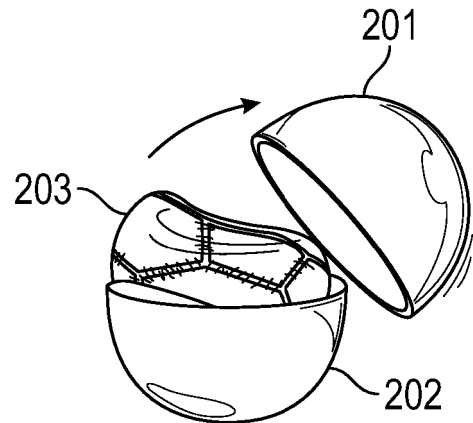


Capsuable plushie with capsule  
in body and now holding form

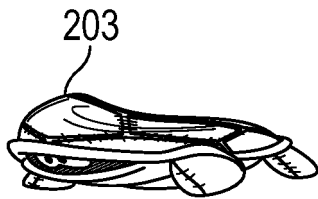
**FIG. 1F**



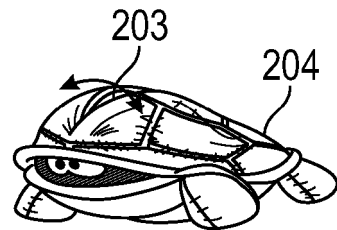
Capsule  
**FIG. 2A**



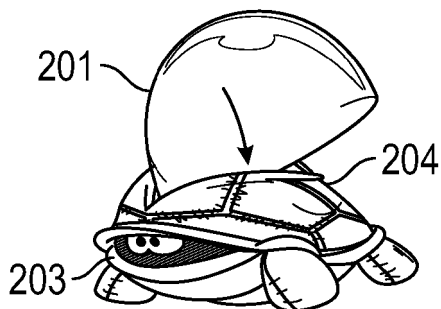
Capsule half opened  
showing a floppy plushie  
**FIG. 2B**



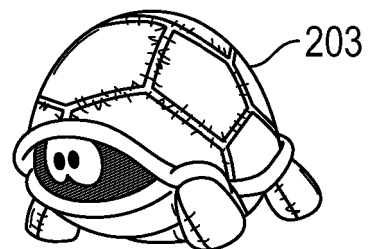
Floppie plushie with a slit  
and a capsule being pushed  
into the slit  
**FIG. 2C**



Floppie plushie with a slit  
and a capsule being pushed  
into the slit  
**FIG. 2D**



Floppie plushie with a slit  
and a capsule being pushed  
into the slit  
**FIG. 2E**



Capsuable plushie with capsule  
in body and now holding form  
**FIG. 2F**

## **A TOY**

### **Field of Invention**

- 5 The present invention is in the field of toys. More particularly, but not exclusively, the present invention relates to capsule toys.

### **Background**

- 10 One mechanism for packaging toys is via a capsule. The capsules are often formed of two parts that can be opened by a user to provide access to a toy inside.

- An advantage of capsule toys is that they can be stocked and delivered from vending machines. These toys are very popular in Asia where they are known  
15 as gashapon, gasha, or gacha.

- A disadvantage of capsule toys is that the volume of the capsule limits the toys designs possible.

20

It is an object of the present invention to provide a capsule toy which overcomes the disadvantages of the prior art, or at least provides a useful alternative.

### **25 Summary of Invention**

According to a first aspect of the invention there is provided a capsule toy, including:

- a capsule, comprising one or more components which form a body of the  
30 capsule, and configured to fit a removable toy; and  
a toy, comprising a body, and configured to fit within the capsule;

wherein the body of the toy is configured to receive at least one component of the capsule, after the toy is removed from the capsule.

Other aspects of the invention are described within the claims.

5

### **Brief Description of the Drawings**

Embodiments of the invention will now be described, by way of example only, with reference to the accompanying drawings in which:

10

Figures 1a to 1f:

show a capsule toy in accordance with an embodiment of the invention; and

15 

Figures 2a to 2f:

show a capsule toy in accordance with an alternative embodiment of the invention.

### **Detailed Description of Preferred Embodiments**

20

The present invention provides a capsule toy where the body of the toy is configured to receive at least part of the capsule when it is removed from the capsule.

25 The inventor has noticed that soft toys (such as “plushies”) do not lend themselves well to being packaged as a capsule toy, because the soft toy when it is sized to fit within the common capsule size is too small to be properly usable by a consumer.

30 The inventor has discovered that components that form the body of the capsule can be repurposed to provide shape and form to a plushie that has been collapsed to fit inside the capsule.

In Figures 1a to 1f, a capsule toy in accordance with an embodiment of the invention will be described.

5 A capsule 100 is shown in Figure 1a. The capsule 100 comprises two components 101 and 102. The two components 101 and 102 engage together to form the body of the capsule 100. The two components 101 and 102 are engaged together by tension where a rim of one component overlays the lid of the other. Alternative means for engaging the two components 101 and 102 is  
10 possible, such as, by torsion where one component is screwed onto the other, by one or more clasps, or by an additional adhesion product such as glue or tape.

The two components 101 and 102 may also be connected via a hinge or the  
15 components 101 and 102 may not be connected at all.

In alternative embodiments, the capsule 100 may comprise a single component or more than two components. The more than two components may be configured to form a body of the capsule when in a closed state.

20

The opening of a capsule 100 by a user is shown in Figure 1b. The two components 101 and 102 are disengaged from one another and a soft toy 103 is shown within the body of the capsule 100. The soft toy 103 is in a collapsed state such that it can fit within the body of the capsule 100.

25

The soft toy 103 may be constructed out of a flexible material such as fabric or silicon.

Further details can be added to the material of the soft toy 103 by means of  
30 stitching, stuffed fabric shapes, plastics, and/or wooden or metal elements (e.g. springs).

The toy 103 may be a soft toy such as a plushie or another deformable toy such as toys made of rubber or compressible plastic.

5 The toy 103 may include an electronics component to provide additional functionality to the toy 103. The electronics component may be configured to generate light, sound, action via a motor, and/or communication in response to movement, light, sound, and/or communication.

10 The collapsed soft toy 103 after complete removal from the capsule 100 is shown in Figure 1c.

As shown in Figure 1d, the soft toy 103 includes an opening 104 or slit that can be opened by the user. The soft toy 103 may be formed as a flexible sock such that the opening 104 of the sock can receive the capsule 100. In an  
15 alternative embodiment, the soft toy 103 may be formed of two or more parts that can be combined by a fastener means, such as hooks-and-loops, zip, etc., such that the soft toy 103 can be combined to surround all or part of the capsule 100.

20 The capsule 100 can be reformed from the two components 101 and 102 and pushed into the opening 104 in the soft toy 103 as shown in Figure 1e.

The soft toy 103 is shown in Figure 1f where the capsule 100 is entirely within the body of the soft toy 103 and the opening 104 has been sealed. The  
25 opening 104 may be sealed by a fastener such as folding the material of the soft toy, hook-and-loop or a zip.

It can be seen that the capsule 100 shapes the soft toy 103 and the soft toy 103 has been converted from a collapsed state to a formed state.

30

In an alternative embodiment, the body of the toy 103 receives the capsule 100 such that the capsule 100 forms part of an exterior feature of the toy 103.

It will be appreciated that the shape of the capsule shown in the Figures is exemplary only and that other capsule shapes may be used.

- 5 In Figures 2a to 2f, a capsule toy in accordance with an alternative embodiment of the invention will be described.

A capsule 200 is shown in Figure 2a. The capsule 200 comprises two components 201 and 202 and the two components 201 and 202 engage  
10 together to form the body of the capsule 200 as described in relation to Figure 1a.

The opening of a capsule 200 by a user is shown in Figure 2b. The two components 201 and 202 are disengaged from one another and a soft toy 203  
15 is shown within the body of the capsule 200.

The collapsed soft toy 203 after complete removal from the capsule 200 is shown in Figure 2c.

- 20 As shown in Figure 2d, the soft toy 203 includes an opening 204 or slit that can be opened by the user. The soft toy 203 may be formed as a flexible sock such that the opening 204 of the sock can receive one of the components 201 or 202.

- 25 One of the components (in this example, 201) of the capsule 200 is pushed into the opening 204 in the soft toy 203 as shown in Figure 2e.

The soft toy 203 is shown in Figure 2f where the component 201 of the capsule 200 is entirely within the body of the soft toy 203 and the opening 204  
30 has been sealed.



It can be seen that, in this embodiment, it is one component 201 or 202 of the capsule 200 that shapes the soft toy 203 to convert it from a collapsed state to a formed state.

- 5 It will be appreciated that the features described in relation to the capsule toy of Figures 1a to 1f may also be applicable for the capsule toy of Figures 2a to 2f.

Potential advantages of some embodiments of the present invention is that  
10 toys larger than the capsule can be delivered via the capsule method (for example, usable soft toys can be delivered as a capsule toy in the standard size), and parts of the capsule are reused to provide form to the toy, thereby reducing waste.

- 15 While the present invention has been illustrated by the description of the embodiments thereof, and while the embodiments have been described in considerable detail, it is not the intention of the applicant to restrict or in any way limit the scope of the appended claims to such detail. Additional advantages and modifications will readily appear to those skilled in the art.  
20 Therefore, the invention in its broader aspects is not limited to the specific details, representative apparatus and method, and illustrative examples shown and described. Accordingly, departures may be made from such details without departure from the spirit or scope of applicant's general inventive concept.

## Claims

1. A capsule toy, including:  
a capsule, comprising one or more components which form a  
body of the capsule, and configured to fit a removable toy; and  
a toy, comprising a body, and configured to fit within the  
capsule;  
wherein the body of the toy is configured to receive at least one  
component of the capsule, after the toy is removed from the  
capsule.
2. A capsule toy as claimed in claim 1, wherein, when the toy is fitted  
within the capsule is it in a collapsed state, and, when the toy is  
removed from capsule and the body of the toy receives the at least one  
component of the capsule, the at least one component converts the toy  
into a formed state.
3. A capsule toy as claimed in any one of the preceding claims, wherein  
the toy is a soft toy.
4. A capsule toy as claimed in any one of the preceding claims, wherein  
at least a part of the body of the toy is formed of a flexible material.
5. A capsule toy as claimed in claim 4, wherein the body of the toy is  
formed of a flexible sock.
6. A capsule toy as claimed in any one of the preceding claims, wherein  
the body of the toy comprises an opening.
7. A capsule toy as claimed in claim 6, wherein the body of the toy  
receives the at least one components via the opening.
8. A capsule toy as claimed in claim 7, wherein the opening is sealable.

9. A capsule toy as claimed in claim 8, wherein the opening is sealable via a fastener.
- 5 10. A capsule toy as claimed in claim 9, wherein the fastener is one selected from the set of a hook-and-loop fastener, a zip fastener, and a fold in a material of the body of the toy.
- 10 11. A capsule toy as claimed in any one of the preceding claims, wherein the capsule comprises a plurality of components.
12. A capsule toy as claimed in claim 11, wherein the capsule is openable by detaching one of components from the other.
- 15 13. A capsule toy as claimed in claim 12, wherein after removable from the capsule, the capsule is configured to be reformed from the plurality of components and the toy is further configured to receive the reformed capsule.
- 20 14. A capsule toy as claimed in any one of the preceding claims, wherein the body of the toy is configured to receive at least one component of the capsule to form at least part of an exterior feature of the toy.
- 25 15. A toy, comprising a body, and configured to fit within a capsule; wherein the body of the toy is configured to receive at least one of the components forming the body of the capsule, after the toy is removed from the capsule.
16. A capsule toy as herein described with reference to the Figures.



**Application No:** GB1506362.1

**Examiner:** Mr Paul Makin

**Claims searched:** 1-16

**Date of search:** 17 August 2016

## Patents Act 1977: Search Report under Section 17

### Documents considered to be relevant:

Category	Relevant to claims	Identity of document and passage or figure of particular relevance
X	1-13,15	JP2002248277 A (BIGIN) whole document
X	1,2,6,11-15	US 3660926 A (LERNER) whole document
X	1-4,6-10,15	GB 2335374 A (SOFT TOY SPORTS) whole document
X	1,2,11-15	US 2012/094571 A (KOVENS) whole document
X	1-4,6,7,15	GB 2215226 A (TAKARA) whole document

### Categories:

X	Document indicating lack of novelty or inventive step	A	Document indicating technological background and/or state of the art.
Y	Document indicating lack of inventive step if combined with one or more other documents of same category.	P	Document published on or after the declared priority date but before the filing date of this invention.
&	Member of the same patent family	E	Patent document published on or after, but with priority date earlier than, the filing date of this application.

### Field of Search:

Search of GB, EP, WO & US patent documents classified in the following areas of the UKC<sup>X</sup> :

Worldwide search of patent documents classified in the following areas of the IPC

A63H

The following online and other databases have been used in the preparation of this search report

WPI, EPODOC

### International Classification:

Subclass	Subgroup	Valid From
A63H	0033/00	01/01/2006
A63H	0003/00	01/01/2006