United States Patent [19]

Beitler et al.

[11] **Des. 248,595**

[45] ** **Jul. 18, 1978**

[54] **PORTABLE CALCULATING MACHINE**

[75] Inventors: **Myron Beitler**, West Orange; **Stuart D. Leer**, Chatham, both of N.J.

[73] Assignee: **Litton Business Systems, Inc.**

[**] Term: **14 Years**

[21] Appl. No.: **779,728**

[22] Filed: **Mar. 21, 1977**

[51] **Int. Cl.** ..... **D18—01**

[52] **U.S. Cl.** ..... **D64/11 B**

[58] **Field of Search** ..... D64/11 R, 11 B, 11 C; D14/40, 42, 43, 45; 235/1 D, 145

[56] **References Cited**

U.S. PATENT DOCUMENTS

D. 226,858	5/1973	Liljenwall	D64/11 B
3,887,791	6/1975	Kitchens	D64/11 B X

OTHER PUBLICATIONS

Merchandising Week, Jan. 6, 1975, p. 40, Calculator Item C.

Primary Examiner—Susan J. Lucas
Attorney, Agent, or Firm—Norman Friedman

[57] **CLAIM**

The ornamental design for a portable calculating machine, as shown and described.

DESCRIPTION

FIG. **1** is a perspective view of a first embodiment of a portable calculating machine showing our new design;
FIG. **2** is a front elevational view thereof;
FIG. **3** is a top plan view thereof;
FIG. **4** is a right side elevational view thereof;
FIG. **5** is a rear elevational view thereof; and
FIG. **6** is a perspective view of a second embodiment of the portable calculating machine;
FIG. **7** is a front elevational view thereof;
FIG. **8** is a top plan view thereof;
FIG. **9** is a right side elevational view thereof, the left side being a mirror image of the right side shown; and
FIG. **10** is a rear elevational view thereof.
FIG. **11** is a bottom view of the first and second embodiments of the portable calculating machine.



FIG. 1



FIG. 2

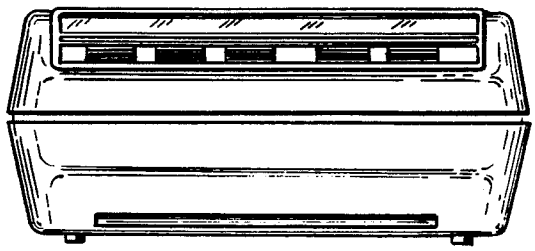

FIG. 3



FIG. 4

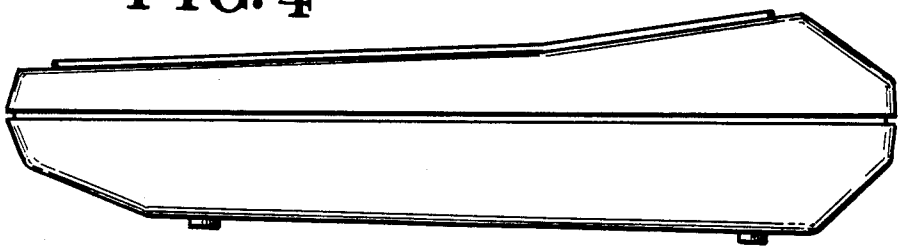

FIG. 5

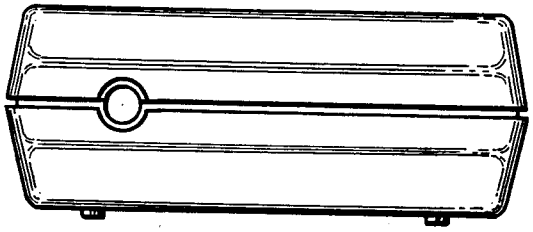

FIG. 6

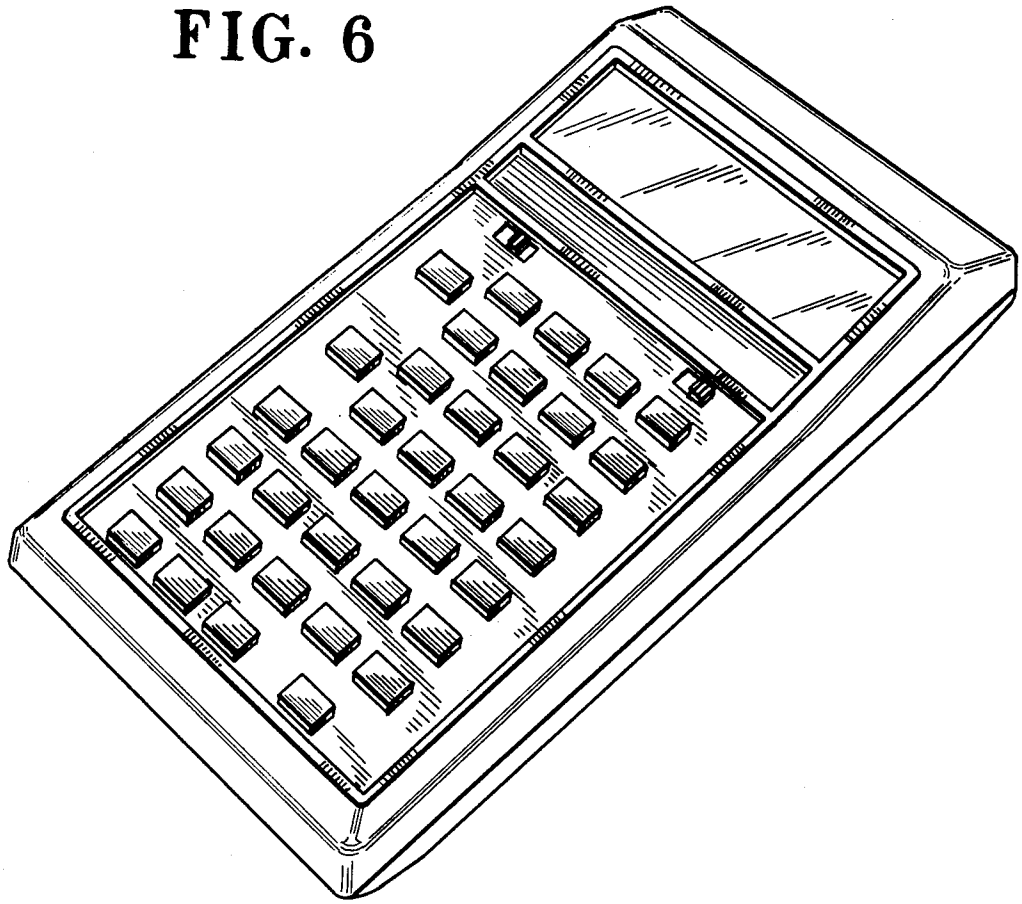

FIG. 7

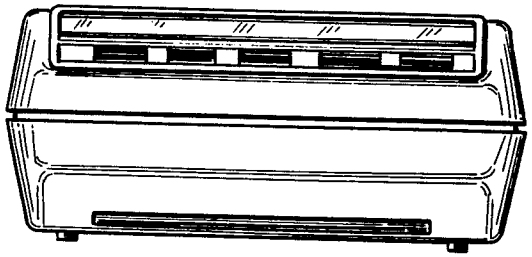

FIG. 8



FIG. 9

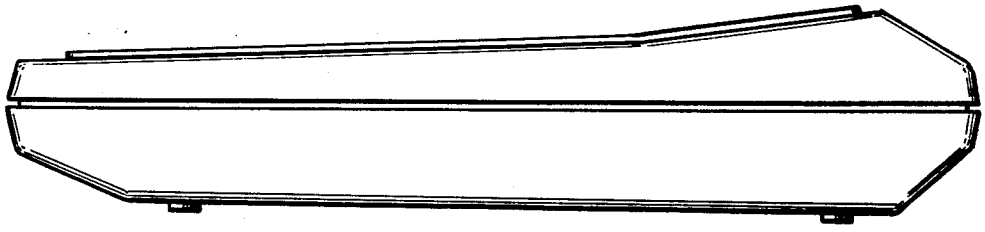



FIG. 10

FIG. 11

