

(19) World Intellectual Property Organization
International Bureau



(43) International Publication Date
17 September 2009 (17.09.2009)

PCT

(10) International Publication Number
WO 2009/114874 A2

(51) International Patent Classification:
A61K 31/519 (2006.01)

(21) International Application Number:
PCT/US2009/037324

(22) International Filing Date:
16 March 2009 (16.03.2009)

(25) Filing Language: English

(26) Publication Language: English

(30) Priority Data:
61/069,637 14 March 2008 (14.03.2008) US

(71) Applicant (for all designated States except US): **INTELLIKINE, INC.** [US/US]; 10931 North Torrey Pines Road, Suite 103, La Jolla, CA 92037 (US).

(72) Inventors; and

(75) Inventors/Applicants (for US only): **REN, Pingda** [CN/US]; 4148 Twilight Ridge, San Diego, CA 92130 (US). **LIU, Yi** [US/US]; 4841 Barlows Landing Cove, San Diego, CA 92130 (US). **LI, Liansheng** [CN/US]; 4158 Decoro Street, Apt. 3, San Diego, CA 92122 (US). **CHAN, Katrina** [US/US]; 4026 Camino Calma, San Diego, CA 92122 (US). **WILSON, Troy, Edward** [US/US]; 575 Old Mill Road, San Marino, CA 91108 (US).

(74) Agents: **WONG, Karen, K.** et al.; Wilson Sonsini Goodrich & Rosati, 650 Page Mill Road, Palo Alto, CA 94304-1050 (US).

(81) Designated States (unless otherwise indicated, for every kind of national protection available): AE, AG, AL, AM, AO, AT, AU, AZ, BA, BB, BG, BH, BR, BW, BY, BZ, CA, CH, CN, CO, CR, CU, CZ, DE, DK, DM, DO, DZ, EC, EE, EG, ES, FI, GB, GD, GE, GH, GM, GT, HN, HR, HU, ID, IL, IN, IS, JP, KE, KG, KM, KN, KP, KR, KZ, LA, LC, LK, LR, LS, LT, LU, LY, MA, MD, ME, MG, MK, MN, MW, MX, MY, MZ, NA, NG, NI, NO, NZ, OM, PG, PH, PL, PT, RO, RS, RU, SC, SD, SE, SG, SK, SL, SM, ST, SV, SY, TJ, TM, TN, TR, TT, TZ, UA, UG, US, UZ, VC, VN, ZA, ZM, ZW.

(84) Designated States (unless otherwise indicated, for every kind of regional protection available): ARIPO (BW, GH, GM, KE, LS, MW, MZ, NA, SD, SL, SZ, TZ, UG, ZM, ZW), Eurasian (AM, AZ, BY, KG, KZ, MD, RU, TJ, TM), European (AT, BE, BG, CH, CY, CZ, DE, DK, EE, ES, FI, FR, GB, GR, HR, HU, IE, IS, IT, LT, LU, LV, MC, MK, MT, NL, NO, PL, PT, RO, SE, SI, SK, TR), OAPI (BF, BJ, CF, CG, CI, CM, GA, GN, GQ, GW, ML, MR, NE, SN, TD, TG).

Published:

— without international search report and to be republished upon receipt of that report (Rule 48.2(g))



WO 2009/114874 A2

(54) Title: BENZOTHAZOLE KINASE INHIBITORS AND METHODS OF USE

(57) Abstract: The present invention provides chemical entities or compounds and pharmaceutical compositions thereof that are capable of modulating lipid kinases such as PI3 kinases, tyrosine kinases and protein kinases such as mTOR. Also provided in the present invention are methods of using these compositions to modulate these kinases especially for therapeutic applications.

BENZOTHAZOLE KINASE INHIBITORS AND METHODS OF USE

[0001] This application claims the benefit of U.S. Provisional Application Serial No. 61/069, 637, filed on March 14, 2008, which is hereby incorporated by reference in its entirety.

BACKGROUND OF THE INVENTION

[0002] Kinases represent a class of important signaling molecules. Kinases can generally be classified into protein kinases and lipid kinases, and certain kinases exhibit dual specificities. Protein kinases are enzymes that phosphorylate other proteins and/or themselves (i.e., autophosphorylation). Protein kinases can be generally classified into three major groups based upon their substrate utilization: tyrosine kinases which predominantly phosphorylate substrates on tyrosine residues (e.g., erb2, PDGF receptor, EGF receptor, VEGF receptor, src, abl), serine/threonine kinases which predominantly phosphorylate substrates on serine and/or threonine residues (e.g., mTorC1, mTorC2, ATM, ATR, DNA-PK), and dual-specificity kinases which phosphorylate substrates on tyrosine, serine and/or threonine residues.

[0003] Lipid kinases are enzymes that catalyze the phosphorylation of lipids within cells. These enzymes, and the resulting phosphorylated lipids and lipid derived biologically active organic molecules, play a role in many different physiological processes, including cell proliferation, migration, adhesion, and differentiation. A particular group of lipid kinases comprises membrane lipid kinases, i.e., kinases that catalyze the phosphorylation of lipids contained in or associated with cell membranes. Examples of such enzymes include phosphoinositide(s) kinases (such as PI3-kinases, PI4-Kinases), diacylglycerol kinases, and sphingosine kinases.

[0004] The phosphoinositide 3-kinases (PI3Ks) signaling pathway is one of the most highly mutated systems in human cancers. PI3K signaling is involved in many other disease states including allergic contact dermatitis, rheumatoid arthritis, osteoarthritis, inflammatory bowel diseases, chronic obstructive pulmonary disorder, psoriasis, multiple sclerosis, asthma, disorders related to diabetic complications, and inflammatory complications of the cardiovascular system such as acute coronary syndrome.

[0005] PI3Ks are members of a unique and conserved family of intracellular lipid kinases that phosphorylate the 3'-OH group on phosphatidylinositols or phosphoinositides. The PI3K family comprises 15 kinases with distinct substrate specificities, expression patterns, and modes of regulation (Katso et al., 2001). The class I PI3Ks (p110 α , p110 β , p110 δ , and p110 γ) are typically activated by tyrosine kinases or G-protein coupled receptors to generate PIP3, which engages downstream effectors such as those in the pathways of Akt/PDK1, mTor, the Tec family kinases, and the Rho family GTPases. The class II and III PI3Ks play a key role in intracellular trafficking through the synthesis of PI(3)P and PI(3,4)P2.

[0006] The production of phosphatidylinositol-3,4,5-trisphosphate initiates potent growth and survival signals. In some epithelial cancers the PI3K pathway is activated by direct genetic mutation. Additionally, the PI3K signaling pathway appears to be a crucial survival and growth signal in a broad spectrum of cancers. As PI3K signaling pathway plays a pivotal role in cell proliferation and differentiation, inhibition of this pathway is believed to be beneficial in hyperproliferative diseases.

[0007] Likewise, dysregulation of signaling pathways mediated by many other kinases is a key factor in the development of human diseases. Aberrant or excessive protein kinase activity or expression has been observed in many disease states including benign and malignant proliferative diseases, disorders such as allergic contact dermatitis, rheumatoid arthritis, osteoarthritis, inflammatory bowel diseases, chronic obstructive pulmonary

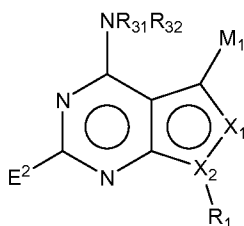
disorder, psoriasis, multiple sclerosis, asthma, disorders related to diabetic complications, and inflammatory complications of the cardiovascular system such as acute coronary syndrome.

[0008] Downstream mediators of the PI3K signal transduction pathway include Akt and mammalian target of rapamycin (mTOR). Akt possesses a pleckstrin homology (PH) domain that binds PIP3, leading to Akt kinase activation. Akt phosphorylates many substrates and is a central downstream effector of PI3K for diverse cellular responses. One important function of Akt is to augment the activity of mTOR, through phosphorylation of TSC2 and other mechanisms. mTOR is a serine-threonine kinase related to the lipid kinases of the PI3K family. mTOR has been implicated in a wide range of biological processes including cell growth, cell proliferation, cell motility and survival. Disregulation of the mTOR pathway has been reported in various types of cancer. mTOR is a multifunctional kinase that integrates growth factor and nutrient signals to regulate protein translation, nutrient uptake, autophagy, and mitochondrial function.

[0009] As such, kinases particularly protein kinases such as mTor and lipid kinases such as PI3Ks are prime targets for drug development. The present invention addresses a need in the art by providing a new class of kinase inhibitors.

SUMMARY OF THE INVENTION

[0010] In one aspect, a compound of Formula I or a pharmaceutically acceptable salt thereof, is provided wherein

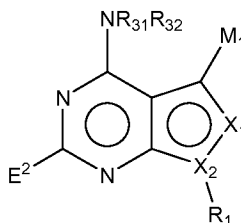


Formula I

M_1 is benzothiazolyl substituted with $-(W^2)_k-R^2$; k is 0 or 1; R_1 is $-H$, $-L$ -alkyl, $-L$ -cycloalkyl, $-L$ -alkyl-cycloalkyl, $-L$ -aryl, $-L$ -heteroaryl, $-L$ -alkylaryl, $-L$ -alkylheteroaryl, $-L$ -alkylheterocyclyl, $-L$ -alkenyl, $-L$ -alkynyl, $-L$ -alkenyl-cycloalkyl, $-L$ -alkynyl-cycloalkyl, or $-L$ -heterocyclyl, each of which is unsubstituted or substituted by one or more independent R^3 substituents; L is absent, $C=O$, $-C(=O)O-$, $-C(=O)NR^{31}-$, $-S-$, $-S(O)-$, $-S(O)_2-$, $-S(O)_2NR^{31}-$, or $-NR^{31}-$; X_1 is N or $C-E^1$ and X_2 is N ; or X_1 is NH or $CH-E^1$ and X_2 is C ; E^1 and E^2 are independently $-(W^1)_j-R^4$; j , in each instance, is 0 or 1; W^1 is $-O-$, $-NR^6-$, $-S(O)_{0-2}-$, $-C(O)-$, $-C(O)N(R^6)-$, $-N(R^6)C(O)-$, $-N(R^6)S(O)-$, $-N(R^6)S(O)_2-$, $-C(O)O-$, $-CH(R^6)N(C(O)OR^7)-$, $-CH(R^6)N(C(O)R^7)-$, $-CH(R^6)N(SO_2R^7)-$, $-CH(R^6)N(R^7)-$, $-CH(R^6)C(O)N(R^7)-$, $-CH(R^6)N(R^7)C(O)-$, $-CH(R^6)N(R^7)S(O)-$, or $-CH(R^6)N(R^7)S(O)_2-$; W^2 is $-O-$, $-NR^6-$, $-S(O)_{0-2}-$, $-C(O)-$, $-C(O)N(R^6)-$, $-N(R^6)C(O)-$, $-N(R^6)S(O)-$, $-N(R^6)S(O)_2-$, $-C(O)O-$, $-CH(R^6)N(C(O)OR^7)-$, $-CH(R^6)N(C(O)R^7)-$, $-CH(R^6)N(SO_2R^7)-$, $-CH(R^6)N(R^7)-$, $-CH(R^6)C(O)N(R^7)-$, $-CH(R^6)N(R^7)C(O)-$, $-CH(R^6)N(R^7)S(O)-$, or $-CH(R^6)N(R^7)S(O)_2-$; R^3 and R^4 are independently hydrogen, halogen, aryl, heteroaryl, alkyl, cycloalkyl, $-alkyl-cycloalkyl$, $-alkylheterocyclyl$, $C_{2-10}alkenyl$, or $C_{2-10}alkynyl$; R^2 is hydrogen, bicyclic aryl, substituted monocyclic aryl, heteroaryl, alkyl, cycloalkyl, $-alkyl-cycloalkyl$, $-alkyl-monocyclic aryl$, $-alkylbicycloaryl$, $-alkylheteroaryl$, $-alkylheterocyclyl$, $alkenyl$, or $alkynyl$; R^6 and R^7 are each independently hydrogen, alkyl, alkenyl, aryl, heteroaryl, heterocyclyl or cycloalkyl, wherein each alkyl, alkenyl, aryl, heteroaryl, heterocyclyl or cycloalkyl is unsubstituted or substituted by one or more independent R^8 substituents; and R^8 is halo, $-OR^{31}$, $-SH$, NH_2 , $-NR^{34}R^{35}$, $-NR^{31}R^{32}$, $-CO_2R^{31}$, $-CO_2aryl-C(=O)NR^{31}R^{32}$, $C(=O)NR^{34}R^{35}$, $-NO_2$, $-CN$, $-S(O)_{0-2}alkyl$, $-S(O)_{0-2}aryl$, $-SO_2NR^{34}R^{35}$, $-SO_2NR^{31}R^{32}$, $alkyl$, $alkenyl$, or $alkynyl$; R^{31} , R^{32} , and R^{33} , in each instance, are independently

H or alkyl; and R³⁴ and R³⁵ are taken together with the nitrogen atom to which they are attached to form a 3-10 membered ring.

[0011] In a second aspect, a compound of Formula I or a pharmaceutically acceptable salt thereof, is provided

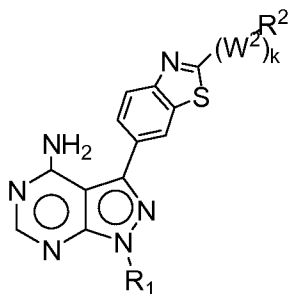


wherein

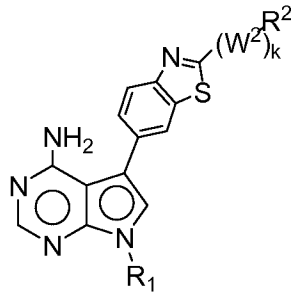
Formula I

[0012] wherein M₁ is benzothiazolyl substituted with $-(W^2)_k-R^2$; k is 0 or 1; R₁ is -H, -L-alkyl, -L-cycloalkyl, -L-alkyl-cycloalkyl, -L-aryl, -L-heteroaryl, -L-alkylaryl, -L-alkylheteroaryl, -L-alkylheterocyclyl, -L-alkenyl, -L-alkynyl, -L-alkenyl-cycloalkyl, -L-alkynyl-cycloalkyl, or -L-heterocyclyl, each of which is unsubstituted or substituted by one or more independent R³ substituents; L is absent, C=O, -C(=O)O-, -C(=O)NR³¹-, -S-, -S(O)-, -S(O)₂-, -S(O)₂NR³¹-, or -NR³¹-; X₁ is N or C-E¹ and X₂ is N; or X₁ is NH or CH-E¹ and X₂ is C; E¹ and E² are independently $-(W^1)_j-R^4$; j, in each instance, is 0 or 1; W¹ is -O-, -NR⁶-, -S(O)₀₋₂-, -C(O)-, -C(O)N(R⁶)-, -N(R⁶)C(O)-, -N(R⁶)S(O)-, -N(R⁶)S(O)₂-, -C(O)O-, -CH(R⁶)N(C(O)OR⁷)-, -CH(R⁷)N(C(O)R⁷)-, -CH(R⁶)N(SO₂R⁷)-, -CH(R⁶)N(R⁷)-, -CH(R⁶)C(O)N(R⁷)-, -CH(R⁶)N(R⁷)C(O)-, -CH(R⁶)N(R⁷)S(O)-, or -CH(R⁶)N(R⁷)S(O)₂-; W² is -O-, -NR⁶-, -S(O)₀₋₂-, -C(O)-, -C(O)N(R⁶)-, -N(R⁶)C(O)-, -N(R⁶)S(O)-, -N(R⁶)S(O)₂-, -C(O)O-, -CH(R⁶)N(C(O)OR⁷)-, -CH(R⁷)N(C(O)R⁷)-, -CH(R⁶)N(SO₂R⁷)-, -CH(R⁶)N(R⁷)-, -CH(R⁶)C(O)N(R⁷)-, -CH(R⁶)N(R⁷)C(O)-, -CH(R⁶)N(R⁷)S(O)-, or -CH(R⁶)N(R⁷)S(O)₂-; R³ and R⁴ are independently hydrogen, halogen, aryl, heteroaryl, alkyl, cycloalkyl, -alkyl-cycloalkyl, -alkylheterocyclyl, C₂₋₁₀alkenyl, or C₂₋₁₀alkynyl; R² is hydrogen, bicyclic aryl, substituted monocyclic aryl, hetaryl, alkyl, cycloalkyl, -alkyl-cycloalkyl, -alkyl-monocyclic aryl, -alkylbicycloaryl, -alkylhetaryl, -alkylheterocyclyl, or alkenyl, alkynyl; R⁶ and R⁷ are each independently hydrogen, alkyl, alkenyl, aryl, heteroaryl, heterocyclyl or cycloalkyl, wherein each alkyl, alkenyl, aryl, heteroaryl, heterocyclyl or cycloalkyl is unsubstituted or substituted by one or more independent R⁸ substituents; R⁸ is halo, -OR³¹, -SH, NH₂, -NR³⁴R³⁵, -NR³¹R³², -CO₂R³¹, -CO₂aryl, -C(=O)NR³¹R³², C(=O)NR³⁴R³⁵, -NO₂, -CN, -S(O)₀₋₂alkyl, -S(O)₀₋₂aryl, -SO₂NR³⁴R³⁵, -SO₂NR³¹R³², alkyl, alkenyl, or alkynyl; R³¹, R³², and R³³, in each instance, are independently H or alkyl; and R³⁴ and R³⁵ are taken together with the nitrogen atom to which they are attached to form a 3-10 membered ring.

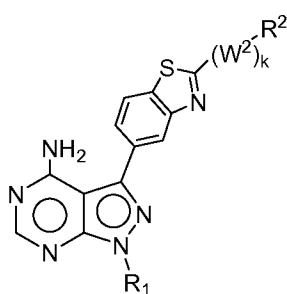
[0013] In a third aspect of the invention, a compound of Formula I is provided having a structure of Formula II, Formula III, Formula IV, or Formula V, or a pharmaceutically acceptable salt thereof, wherein



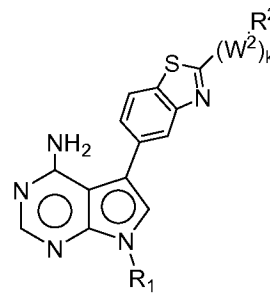
Formula II



Formula III



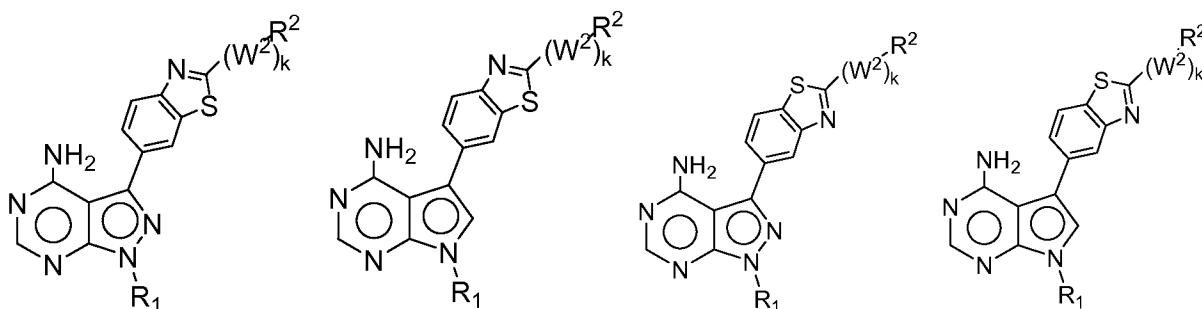
Formula IV



Formula V

[0014] k is 0 or 1; R_1 is $-H$, $-L$ -alkyl, $-L$ -cycloalkyl, $-L$ -alkyl-cycloalkyl, $-L$ -aryl, $-L$ -heteroaryl, $-L$ -alkylaryl, $-L$ -alkylheteroaryl, $-L$ -alkylheterocyclyl, $-L$ -alkenyl, $-L$ -alkynyl, $-L$ -alkenyl-cycloalkyl, $-L$ -alkynyl-cycloalkyl, or $-L$ -heterocyclyl, each of which is unsubstituted or substituted by one or more independent R^3 substituents; L is absent, $C=O$, $-C(=O)O-$, $-C(=O)NR^{31}$, $-S-$, $-S(O)-$, $-S(O)_2-$, $-S(O)_2NR^{31}$, or $-NR^{31}$; W^2 is $-O-$, $-NR^6-$, $-S(O)_{0-2}$, $-C(O)-$, $-C(O)N(R^6)-$, $-N(R^6)C(O)-$, $-N(R^6)S(O)-$, $-N(R^6)S(O)_2-$, $-C(O)O-$, $-CH(R^6)N(C(O)OR^7)-$, $-CH(R^7)N(C(O)R^7)-$, $-CH(R^6)N(SO_2R^7)-$, $-CH(R^6)N(R^7)-$, $-CH(R^6)C(O)N(R^7)-$, $-CH(R^6)N(R^7)C(O)-$, $-CH(R^6)N(R^7)S(O)-$, or $-CH(R^6)N(R^7)S(O)_2-$; R^3 and R^4 are independently hydrogen, halogen, aryl, heteroaryl, alkyl, cycloalkyl, $-alkyl$ -cycloalkyl, $-alkyl$ -heterocyclyl, C_{2-10} alkenyl, or C_{2-10} alkynyl; R^2 is hydrogen, bicyclic aryl, substituted monocyclic aryl, hetaryl, alkyl, cycloalkyl, $-alkyl$ -cycloalkyl, $-alkyl$ -monocyclic aryl, $-alkyl$ -bicycloaryl, $-alkyl$ -hetaryl, $-alkyl$ -heterocyclyl, alkenyl, or alkynyl; R^6 and R^7 are each independently hydrogen, alkyl, alkenyl, aryl, heteroaryl, heterocyclyl or cycloalkyl, wherein each alkyl, alkenyl, aryl, heteroaryl, heterocyclyl or cycloalkyl is unsubstituted or substituted by one or more independent R^8 substituents; and R^8 is halo, $-OR^{31}$, $-SH$, NH_2 , $-NR^{34}R^{35}$, $-NR^{31}R^{32}$, $-CO_2R^{31}$, $-CO_2aryl$, $-C(=O)NR^{31}R^{32}$, $C(=O)NR^{34}R^{35}$, $-NO_2$, $-CN$, $-S(O)_{0-2}$ alkyl, $-S(O)_{0-2}aryl$, $-SO_2NR^{34}R^{35}$, $-SO_2NR^{31}R^{32}$, alkyl, alkenyl, or alkynyl; R^{31} , R^{32} , and R^{33} , in each instance, are independently H or alkyl; and R^{34} and R^{35} are taken together with the nitrogen atom to which they are attached to form a 3-10 membered ring.

[0015] In a fourth aspect of the invention, a compound of Formula I is provided having a structure of Formula II, Formula III, Formula IV, or Formula V, or a pharmaceutically acceptable salt thereof, wherein



Formula II

Formula III

Formula IV

Formula V

[0016] In a fifth aspect of the invention, a compound of Formula II, Formula III, Formula IV, or Formula V, or a pharmaceutically acceptable salt thereof, is provided wherein:

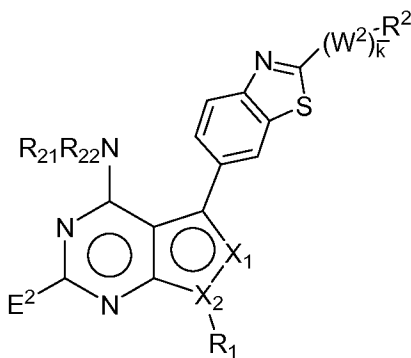
[0017] k is 1; R_1 is $-H$, $-L$ -alkyl, $-L$ -cycloalkyl, $-L$ -alkyl-cycloalkyl, $-L$ -aryl, $-L$ -heteroaryl, $-L$ -alkylaryl, $-L$ -alkylheteroaryl, $-L$ -alkylheterocyclyl, $-L$ -alkenyl, $-L$ -alkynyl, $-L$ -alkenyl-cycloalkyl, $-L$ -alkynyl-cycloalkyl, or $-L$ -heterocyclyl, each of which is unsubstituted or substituted by one or more independent R^3 substituents; L is absent, $C=O$, $-C(=O)O-$, $-C(=O)NR^{31}$, $-S-$, $-S(O)-$, $-S(O)_2-$, $-S(O)_2NR^{31}$, or $-NR^{31}$; W^2 is $-NR^6-$, $-N(R^6)C(O)-$, $-N(R^6)S(O)-$, or $-N(R^6)S(O)_2-$; R^3 and R^4 are independently hydrogen, halogen, aryl, heteroaryl, alkyl, cycloalkyl, $-alkyl$ -cycloalkyl, $-alkyl$ -heterocyclyl, C_{2-10} alkenyl, or C_{2-10} alkynyl; R^2 is hydrogen, bicyclic aryl, substituted monocyclic aryl, hetaryl, alkyl, cycloalkyl, $-alkyl$ -cycloalkyl, $-alkyl$ -monocyclic aryl, $-alkyl$ -bicycloaryl, $-alkyl$ -hetaryl, $-alkyl$ -heterocyclyl, alkenyl, or alkynyl; R^6 and R^7 are each independently hydrogen, alkyl, alkenyl, aryl, heteroaryl, heterocyclyl or cycloalkyl, wherein each alkyl, alkenyl, aryl, heteroaryl, heterocyclyl or cycloalkyl is unsubstituted or substituted by one or more independent R^8 substituents; and R^8 is halo, $-OR^{31}$, $-SH$, NH_2 , $-NR^{34}R^{35}$, $-NR^{31}R^{32}$, $-CO_2R^{31}$, $-CO_2aryl$, $-C(=O)NR^{31}R^{32}$, $C(=O)NR^{34}R^{35}$, $-NO_2$, $-CN$, $-S(O)_{0-2}$ alkyl, $-S(O)_{0-2}aryl$, $-SO_2NR^{34}R^{35}$, $-SO_2NR^{31}R^{32}$, alkyl, alkenyl, or alkynyl; R^{31} , R^{32} , and R^{33} , in each instance, are independently

H or alkyl; and R³⁴ and R³⁵ are taken together with the nitrogen atom to which they are attached to form a 3-10 membered ring.

[0018] In some embodiments, the compound of Formula I, Formula II, Formula III, Formula IV, or Formula V, is a compound wherein L is optionally -N(R³¹)C(O)-. In other embodiments, R³ and R⁴ are optionally alkoxy, heterocyclyl, -OH, -R³¹, -CF₃, -OCF₃, -OR³¹, -NR³¹R³², -NR³⁴R³⁵, -C(O)R³¹, -CO₂R³¹, -C(=O)NR³¹R³², -C(=O)NNR³⁴R³⁵, -NO₂, -CN, -S(O)₀₋₂R³¹, -SO₂NR³¹R³², -SO₂NR³⁴R³⁵, -NR³¹C(=O)R³², -NR³¹C(=O)OR³², -NR³¹C(=O)NR³²R³³, -NR³¹S(O)₀₋₂R³², -C(=S)OR³¹, -C(=O)SR³¹, -NR³¹C(=NR³²)NR³³R³², -NR³¹C(=NR³²)OR³³, -NR³¹C(=NR³²)SR³³, -OC(=O)OR³³, -OC(=O)NR³¹R³², -OC(=O)SR³¹, -SC(=O)OR³¹, -P(O)OR³¹OR³², or -SC(=O)NR³¹R³².

[0019] In yet other embodiments, R² is optionally-alkyl-substituted monocyclic aryl, heterocyclyl, -cycloalkyl-heterocyclyl, or -heterocyclyl-heterocyclyl. In further embodiments, W² is optionally -N(R⁶)C(O)N(R⁷)-, or -NR³⁴R³⁵.

[0020] In a sixth aspect of the invention, a compound of Formula X, or a pharmaceutically acceptable salt thereof, is provided wherein:

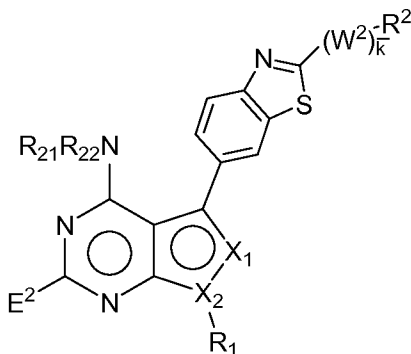


Formula X

[0021] k is 0 or 1; R₁ is -H, -L-alkyl, -L-cycloalkyl, -L-alkyl-cycloalkyl, -L-aryl, -L-heteroaryl, -L-alkylaryl, -L-alkylheteroaryl, -L-alkylheterocyclyl, -L-alkenyl, -L-alkynyl, -L-alkenyl-cycloalkyl, -L-alkynyl-cycloalkyl, or -L-heterocyclyl, each of which is unsubstituted or substituted by one or more independent R³ substituents; L is absent, C=O, -C(=O)O-, -C(=O)NR³¹-, -S-, -S(O)-, -S(O)₂-, -S(O)₂NR³¹-, or -NR³¹-; X₁ is N or C-E¹ and X₂ is N; or X₁ is NH or CH-E¹ and X₂ is C; E¹ and E² are independently -(W¹)_j-R⁴; j, in each instance, is 0 or 1; W¹ is -O-, -NR⁶-, -S(O)₀₋₂-, -C(O)-, -C(O)N(R⁶)-, -N(R⁶)C(O)-, -N(R⁶)S(O)-, -N(R⁶)S(O)₂-, -C(O)O-, -CH(R⁶)N(C(O)OR⁷)-, -CH(R⁷)N(C(O)R⁷)-, -CH(R⁶)N(SO₂R⁷)-, -CH(R⁶)N(R⁷)-, -CH(R⁶)C(O)N(R⁷)-, -CH(R⁶)N(R⁷)C(O)-, -CH(R⁶)N(R⁷)S(O)-, or -CH(R⁶)N(R⁷)S(O)₂-; W² is -O-, -NR⁶-, -S(O)₀₋₂-, -C(O)-, -C(O)N(R⁶)-, -N(R⁶)C(O)-, -N(R⁶)S(O)-, -N(R⁶)S(O)₂-, -C(O)O-, -CH(R⁶)N(C(O)OR⁷)-, -CH(R⁷)N(C(O)R⁷)-, -CH(R⁶)N(SO₂R⁷)-, -CH(R⁶)N(R⁷)-, -CH(R⁶)C(O)N(R⁷)-, -CH(R⁶)N(R⁷)C(O)-, -CH(R⁶)N(R⁷)S(O)-, or -CH(R⁶)N(R⁷)S(O)₂-; R², R³, and R⁴ are independently hydrogen, halogen, aryl, heteroaryl, alkyl, cycloalkyl, alkenyl, alkynyl, heteroalkyl, heterocyclyl, alkyl-aryl, -alkyl-cycloalkyl, -alkylheterocyclyl, or -alkynyl-cycloalkyl; R⁶ and R⁷ are each independently hydrogen, alkyl, alkenyl, aryl, heteroaryl, heterocyclyl or cycloalkyl, wherein each alkyl, alkenyl, aryl, heteroaryl, heterocyclyl or cycloalkyl is unsubstituted or substituted by one or more independent R⁸ substituents; R⁸ is halo, -OR³¹, -SH, NH₂, -NR³⁴R³⁵, -NR³¹R³², -CO₂R³¹, -CO₂aryl, -C(=O)NR³¹R³², C(=O)NR³⁴R³⁵, -NO₂, -CN, -S(O)₀₋₂alkyl, -S(O)₀₋₂aryl, -SO₂NR³⁴R³⁵, -SO₂NR³¹R³², alkyl, alkenyl, or alkynyl; R³¹,

R³², and R³³, in each instance, are independently H or alkyl; and R³⁴ and R³⁵ are taken together with the nitrogen atom to which they are attached to form a 3-10 membered ring.

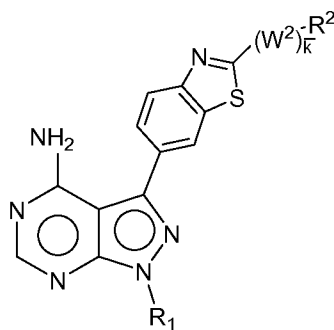
[0022] In a seventh aspect of the invention, a compound of Formula X, or a pharmaceutically acceptable salt thereof, is provided wherein



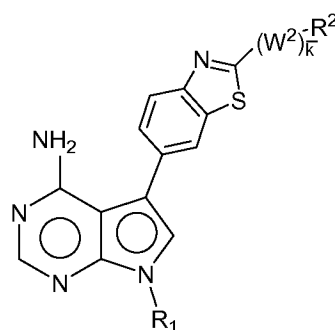
Formula X

k is 0 or 1; R₁ is -H, -L-alkyl, -L-cycloalkyl, -L-alkyl-cycloalkyl, -L-aryl, -L-heteroaryl, -L-alkylaryl, -L-alkylheteroaryl, -L-alkylheterocyclyl, -L-alkenyl, -L-alkynyl, -L-alkenyl-cycloalkyl, -L-alkynyl-cycloalkyl, or -L-heterocyclyl, each of which is unsubstituted or substituted by one or more independent R³ substituents; L is absent, C=O, -C(=O)O-, -C(=O)NR³¹-, -S-, -S(O)-, -S(O)₂-, -S(O)₂NR³¹-, or -NR³¹-; X₁ is N or C-E¹ and X₂ is N; or X₁ is NH or CH-E¹ and X₂ is C; E¹ and E² are independently -(W¹)_j-R⁴; j, in each instance, is 0 or 1; W¹ is -O-, -NR⁶-, -S(O)₀₋₂-, -C(O)-, -C(O)N(R⁶)-, -N(R⁶)C(O)-, -N(R⁶)S(O)-, -N(R⁶)S(O)₂-, -C(O)O-, -CH(R⁶)N(C(O)OR⁷)-, -CH(R⁷)N(C(O)R⁷)-, -CH(R⁶)N(SO₂R⁷)-, -CH(R⁶)N(R⁷)-, -CH(R⁶)C(O)N(R⁷)-, -CH(R⁶)N(R⁷)C(O)-, -CH(R⁶)N(R⁷)S(O)-, or -CH(R⁶)N(R⁷)S(O)₂-; W² is -O-, -NR⁶-, -S(O)₀₋₂-, -C(O)-, -C(O)N(R⁶)-, -N(R⁶)C(O)-, -N(R⁶)S(O)-, -N(R⁶)S(O)₂-, -C(O)O-, -CH(R⁶)N(C(O)OR⁷)-, -CH(R⁷)N(C(O)R⁷)-, -CH(R⁶)N(SO₂R⁷)-, -CH(R⁶)N(R⁷)-, -CH(R⁶)C(O)N(R⁷)-, -CH(R⁶)N(R⁷)C(O)-, -CH(R⁶)N(R⁷)S(O)-, or -CH(R⁶)N(R⁷)S(O)₂-; R², R³, and R⁴ are independently hydrogen, halogen, aryl, heteroaryl, alkyl, cycloalkyl, alkenyl, alkynyl, heteroalkyl, heterocyclyl, -alkyl-aryl, -alkyl-cycloalkyl, -alkylheterocyclyl, or -alkynyl-cycloalkyl; R⁶ and R⁷ are each independently hydrogen, alkyl, alkenyl, aryl, heteroaryl, heterocyclyl or cycloalkyl, wherein each alkyl, alkenyl, aryl, heteroaryl, heterocyclyl or cycloalkyl is unsubstituted or substituted by one or more independent R⁸ substituents; R⁸ is halo, -OR³¹, -SH, NH₂, -NR³⁴R³⁵, -NR³¹R³², -CO₂R³¹, -CO₂aryl, -C(=O)NR³¹R³², C(=O)NR³⁴R³⁵, -NO₂, -CN, -S(O)₀₋₂alkyl, -S(O)₀₋₂aryl, -SO₂NR³⁴R³⁵, -SO₂NR³¹R³², alkyl, alkenyl, or alkynyl; R³¹, R³², and R³³, in each instance, are independently H or alkyl; and R³⁴ and R³⁵ are taken together with the nitrogen atom to which they are attached to form a 3-10 membered ring.

[0023] In a eighth aspect of the invention, a compound of Formula X has a structure of Formula XI or Formula XII:

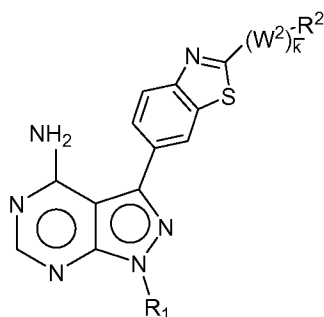


Formula XI

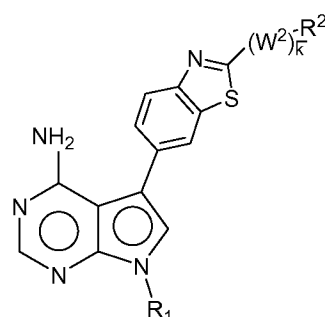


Formula XII

[0024] In a ninth aspect of the invention, a compound of Formula XI or Formula XII, or a pharmaceutically acceptable salt thereof, is provided wherein:



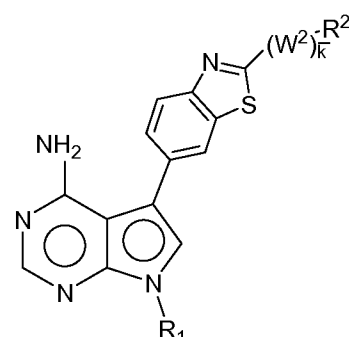
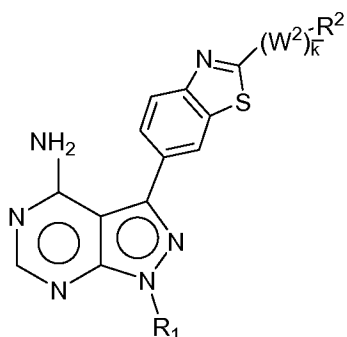
Formula XI



Formula XII

[0025] k is 1; R_1 is $-H$, $-L$ -alkyl, $-L$ -cycloalkyl, $-L$ -alkyl-cycloalkyl, $-L$ -aryl, $-L$ -heteroaryl, $-L$ -alkylaryl, $-L$ -alkylheteroaryl, $-L$ -alkylheterocyclyl, $-L$ -alkenyl, $-L$ -alkynyl, $-L$ -alkenyl-cycloalkyl, $-L$ -alkynyl-cycloalkyl, or $-L$ -heterocyclyl, each of which is unsubstituted or substituted by one or more independent R^3 substituents; L is absent, $C=O$, $-C(=O)O-$, $-C(=O)NR^{31}$, $-S-$, $-S(O)-$, $-S(O)_2-$, $-S(O)_2NR^{31}$, or $-NR^{31}$; W^2 is $-NR^6$, $-N(R^6)C(O)-$, $-N(R^6)S(O)-$, or $-N(R^6)S(O)_2-$; R^2 , R^3 , and R^4 are independently hydrogen, halogen, aryl, heteroaryl, alkyl, cycloalkyl, alkenyl, alkynyl, heteroalkyl, heterocyclyl, $-alkyl$ -aryl, $-alkyl$ -cycloalkyl, $-alkyl$ -heterocyclyl, or $-alkynyl$ -cycloalkyl; R^6 and R^7 are each independently hydrogen, alkyl, alkenyl, aryl, heteroaryl, heterocyclyl or cycloalkyl, wherein each alkyl, alkenyl, aryl, heteroaryl, heterocyclyl or cycloalkyl is unsubstituted or substituted by one or more independent R^8 substituents; R^8 is halo, $-OR^{31}$, $-SH$, NH_2 , $-NR^{34}R^{35}$, $-NR^{31}R^{32}$, $-CO_2R^{31}$, $-CO_2aryl$, $-C(=O)NR^{31}R^{32}$, $C(=O)NR^{34}R^{35}$, $-NO_2$, $-CN$, $-S(O)_{0-2}alkyl$, $-S(O)_{0-2}aryl$, $-SO_2NR^{34}R^{35}$, $-SO_2NR^{31}R^{32}$, alkyl, alkenyl, or alkynyl; R^{31} , R^{32} , and R^{33} , in each instance, are independently H or alkyl; and R^{34} and R^{35} are taken together with the nitrogen atom to which they are attached to form a 3-10 membered ring.

[0026] In a tenth aspect of the invention, a compound of Formula XI or Formula XII, or a pharmaceutically acceptable salt thereof, is provided wherein:



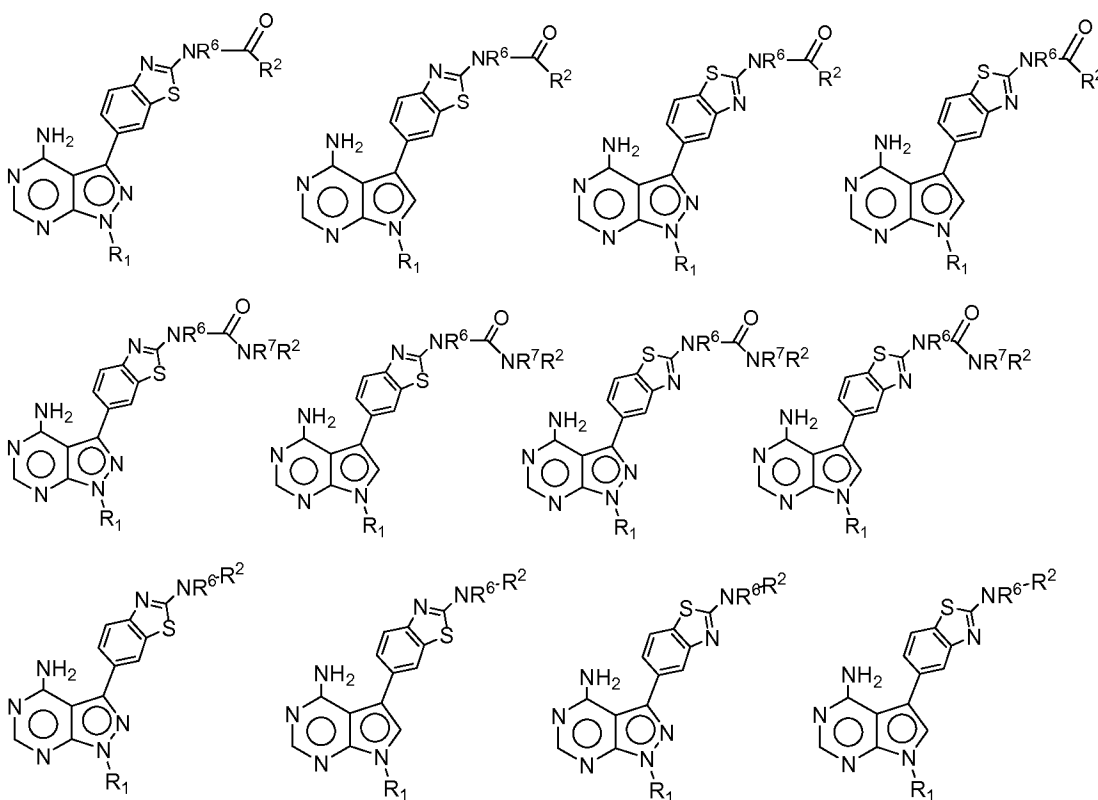
Formula XI

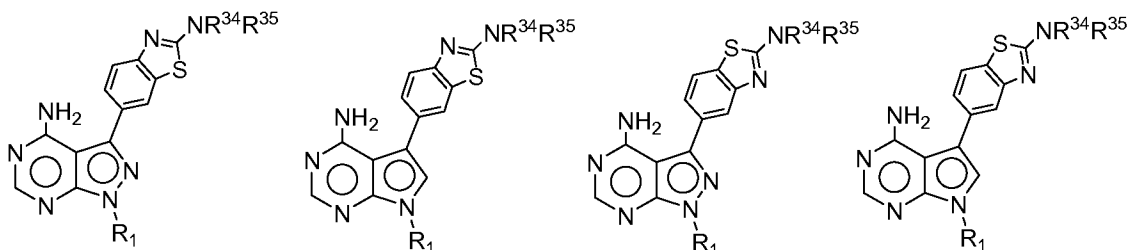
Formula XII

[0027] k is 1; R_1 is $-H$, $-L$ -alkyl, $-L$ -cycloalkyl, $-L$ -alkyl-cycloalkyl, $-L$ -aryl, $-L$ -heteroaryl, $-L$ -alkylaryl, $-L$ -alkylheteroaryl, $-L$ -alkylheterocyclyl, $-L$ -alkenyl, $-L$ -alkynyl, $-L$ -alkenyl-cycloalkyl, $-L$ -alkynyl-cycloalkyl, or $-L$ -heterocyclyl, each of which is unsubstituted or substituted by one or more independent R^3 substituents; L is absent, $C=O$, $-C(=O)O-$, $-C(=O)NR^{31}$, $-S-$, $-S(O)-$, $-S(O)_2-$, $-S(O)_2NR^{31}$, or $-NR^{31}$; W^2 is $-NR^6$ or $-N(R^6)C(O)-$; R^2 , R^3 , and R^4 are independently hydrogen, halogen, aryl, heteroaryl, alkyl, cycloalkyl, alkenyl, alkynyl, heteroalkyl, heterocyclyl, alkyl-aryl, $-alkyl$ -cycloalkyl, $-alkyl$ heterocyclyl, or $-alkynyl$ -cycloalkyl; R^6 and R^7 are each independently hydrogen, alkyl, alkenyl, aryl, heteroaryl, heterocyclyl or cycloalkyl, wherein each alkyl, alkenyl, aryl, heteroaryl, heterocyclyl or cycloalkyl is unsubstituted or substituted by one or more independent R^8 substituents; R^8 is halo, $-OR^{31}$, $-SH$, NH_2 , $-NR^{34}R^{35}$, $-NR^{31}R^{32}$, $-CO_2R^{31}$, $-CO_2$ aryl $-C(=O)NR^{31}R^{32}$, $C(=O)NR^{34}R^{35}$, $-NO_2$, $-CN$, $-S(O)_{0-2}$ alkyl, $-S(O)_{0-2}$ aryl, $-SO_2NR^{34}R^{35}$, $-SO_2NR^{31}R^{32}$, alkyl, alkenyl, or alkynyl; R^{31} , R^{32} , and R^{33} , in each instance, are independently H or alkyl; and R^{34} and R^{35} are taken together with the nitrogen atom to which they are attached to form a 3-10 membered ring.

[0028] In some embodiments of the compound of Formula X, XI, or XII, L is optionally $-N(R^{31})C(O)-$. In other embodiments, R^3 and R^4 are optionally alkoxy, $-OH$, $-R^{31}$, $-CF_3$, $-OCF_3$, $-OR^{31}$, $-NR^{31}R^{32}$, $-NR^{34}R^{35}$, $-C(O)R^{31}$, $-CO_2R^{31}$, $-C(=O)NR^{31}R^{32}$, $-C(=O)NNR^{34}R^{35}$, $-NO_2$, $-CN$, $-S(O)_{0-2}R^{31}$, $-SO_2NR^{31}R^{32}$, $-SO_2NR^{34}R^{35}$, $-NR^{31}C(=O)R^{32}$, $-NR^{31}C(=O)OR^{32}$, $-NR^{31}C(=O)NR^{32}R^{33}$, $-NR^{31}S(O)_{0-2}R^{32}$, $-C(=S)OR^{31}$, $-C(=O)SR^{31}$, $-NR^{31}C(=NR^{32})NR^{33}R^{32}$, $-NR^{31}C(=NR^{32})OR^{33}$, $-NR^{31}C(=NR^{32})SR^{33}$, $-OC(=O)OR^{33}$, $-OC(=O)NR^{31}R^{32}$, $-OC(=O)SR^{31}$, $-SC(=O)OR^{31}$, $-P(O)OR^{31}OR^{32}$, or $-SC(=O)NR^{31}R^{32}$. In some other embodiments, R^2 is optionally $-cycloalkyl$ -heterocyclyl, or $-heterocyclyl$ -heterocyclyl. Alternatively, W^2 is optionally $-N(R^6)C(O)N(R^7)-$, $-CH(R^7)C(O)-$, or $-NR^{34}R^{35}$.

[0029] In some embodiments of the invention, a compound having one of the following formulae is provided:





[0030] In some embodiments of the invention, X_1 is N and X_2 is N or X_1 is C-E¹ and X_2 is N.

[0031] In some embodiments of the invention, M_1 is 5-benzothiazolyl substituted at the 2-position with $-(W^2)_j-R^2$. In other embodiments of the invention, M_1 is 6-benzothiazolyl substituted at the 2-position with $-(W^2)_j-R^2$.

[0032] In some embodiments of the invention, $-(W^2)_k-$ is $-NR^7-$, $-N(R^7)C(O)-$ or $-N(R^7)S(O)_2-$. In other embodiments of the invention, R^2 is $-H$, alkyl, cycloalkyl, or $-alkyl-cycloalkyl$. In further embodiments, R_1 is alkyl, cycloalkyl or heterocyclyl.

[0033] In some embodiments, the compound of Formula I, II, III, IV, V, X, XI, or XII inhibits a protein kinase. In some embodiments, the compound of Formula I, II, III, IV, V, X, XI, or XII inhibits a lipid kinase. In some embodiments, the compound of Formula I, II, III, IV, V, X, XI, or XII inhibits a protein kinase and a lipid kinase. In some embodiments, the compound of Formula I, II, III, IV, V, X, XI, or XII inhibits mTorC1 and/or mTorC2.

[0034] In a tenth aspect of the invention, a pharmaceutical composition comprising a compound of Formula I, II, III, IV, V, X, XI, or XII and a pharmaceutically acceptable carrier is provided.

[0035] In an eleventh aspect of the invention, a method is provided to inhibit activity of a protein kinase and/or a lipid kinase present in a cell, comprising; contacting said cell with an effective amount of a compound of Formula I, II, III, IV, V, X, XI, or XII. In some embodiments of the method, the inhibiting takes place in a subject suffering from a disorder selected from the group consisting of cancer, bone disorder, inflammatory disease, immune disease, nervous system disease, metabolic disease, respiratory disease, and cardiac disease. In some other embodiments, the method further comprises administering a second therapeutic agent.

[0036] In a twelfth aspect of the invention, a method is provided to inhibit cell proliferation comprising contacting a cell with a compound of Formula I, II, III, IV, V, X, XI, or XII that selectively inhibits mTorC1 and/or mTorC2 activity relative to one or more type I phosphatidylinositol 3-kinases (PI3-kinase) ascertained by an *in vitro* kinase assay, wherein the one or more type I PI3-kinase is selected from the group consisting of PI3-kinase α , PI3-kinase β , PI3-kinase γ , and PI3-kinase δ .

[0037] In a thirteenth aspect of the invention, a method is provided to ameliorate a medical condition mediated by mTorC1 and/or mTorC2, comprising administering to a subject in need thereof a therapeutically effective amount of a compound of any one of Formula I, II, III, IV, V, X, XI, or XII that selectively inhibits mTorC1 and/or mTorC2 activity relative to one or more type I phosphatidylinositol 3-kinases (PI3-kinase) as ascertained in a cell-based assay or an *in vitro* kinase assay, wherein the one or more type I PI3-kinase is selected from the group consisting of PI3-kinase α , PI3-kinase β , PI3-kinase γ , and PI3-kinase δ .

INCORPORATION BY REFERENCE

[0038] All publications and patent applications mentioned in this specification are herein incorporated by reference to the same extent as if each individual publication or patent application was specifically and individually indicated to be incorporated by reference.

BRIEF DESCRIPTION OF THE DRAWINGS

[0039] Figure 1 depicts the pharmacokinetics parameters of compound 4 in Table 5 when tested in CD-1 mice following intravenous or oral administration.

[0040] Figure 2 summaries the absorption distribution metabolism and excretion data of compound 3 and compound 5 in Table 5. The data is obtained by performing the procedures disclosed herein in the Example section.

[0041] Figure 3 summaries the inhibitory effects of Compound 3 and Compound 4 in Table 5 on a variety of kinases.

DETAILED DESCRIPTION OF THE INVENTION

[0042] While preferred embodiments of the present invention have been shown and described herein, it will be obvious to those skilled in the art that such embodiments are provided by way of example only. Numerous variations, changes, and substitutions will now occur to those skilled in the art without departing from the invention. It should be understood that various alternatives to the embodiments of the invention described herein may be employed in practicing the invention. It is intended that the appended claims define the scope of the invention and that methods and structures within the scope of these claims and their equivalents be covered thereby.

[0043] Unless defined otherwise, all technical and scientific terms used herein have the same meaning as is commonly understood by one of skill in the art to which this invention belongs. All patents and publications referred to herein are incorporated by reference.

[0044] As used in the specification and claims, the singular form “a”, “an” and “the” include plural references unless the context clearly dictates otherwise.

[0045] The term “effective amount” or “therapeutically effective amount” refers herein to that amount of a compound described herein that is sufficient to effect the intended application including but not limited to disease treatment, as defined below. The therapeutically effective amount may vary depending upon the intended application (*in vitro* or *in vivo*), or the subject and disease condition being treated, e.g., the weight and age of the subject, the severity of the disease condition, the manner of administration and the like, which can readily be determined by one of ordinary skill in the art. The term also applies to a dose that will induce a particular response in target cells, e.g. activation of a particular signaling pathway including but not limited to activation of PI3K pathway, reduction of platelet adhesion and/or cell migration, reduction in foci formation and other tumorigenic responses. The specific dose will vary depending on the particular compounds chosen, the dosing regimen to be followed, whether it is administered in combination with other compounds, timing of administration, the tissue to which it is administered, and the physical delivery system in which it is carried.

[0046] As used herein, “treatment” or “treating,” or “palliating” and “ameliorating” are used interchangeably herein. These terms refers to an approach for obtaining beneficial or desired results including but not limited to therapeutic benefit and/or a prophylactic benefit. By therapeutic benefit is meant eradication or amelioration of the underlying disorder being treated. Also, a therapeutic benefit is achieved with the eradication or amelioration of one or more of the physiological symptoms associated with the underlying disorder such that an improvement is observed in the patient, notwithstanding that the patient may still be afflicted with the underlying disorder. For prophylactic benefit, the compositions may be administered to a patient at risk of developing a particular disease, or to a patient reporting one or more of the physiological symptoms of a disease, even though a diagnosis of this disease may not have been made.

[0047] A “therapeutic effect,” as that term is used herein, encompasses a therapeutic benefit and/or a prophylactic benefit as described above. A prophylactic effect includes delaying or eliminating the appearance of a disease or

condition, delaying or eliminating the onset of symptoms of a disease or condition, slowing, halting, or reversing the progression of a disease or condition, or any combination thereof.

[0048] The term “co-administration,” “administered in combination with,” and their grammatical equivalents, as used herein, encompasses administration of two or more agents to an animal so that both agents and/or their metabolites are present in the animal at the same time. Co-administration includes simultaneous administration in separate compositions, administration at different times in separate compositions, or administration in a composition in which both agents are present.

[0049] The term “pharmaceutically acceptable salt” refers herein to salts derived from a variety of organic and inorganic counter ions well known in the art and include, by way of example only, sodium, potassium, calcium, magnesium, ammonium, tetraalkylammonium, and the like; and when the molecule contains a basic functionality, salts of organic or inorganic acids, such as hydrochloride, hydrobromide, tartrate, mesylate, acetate, maleate, oxalate and the like.

[0050] The terms “antagonist” and “inhibitor” are used interchangeably, and they refer herein to a compound having the ability to inhibit a biological function of a target protein, whether by inhibiting the activity or expression of the target protein. Accordingly, the terms “antagonist” and “inhibitors” are defined in the context of the biological role of the target protein. While preferred antagonists herein specifically interact with (e.g. bind to) the target, compounds that inhibit a biological activity of the target protein by interacting with other members of the signal transduction pathway of which the target protein is a member are also specifically included within this definition. A preferred biological activity inhibited by an antagonist is associated with the development, growth, or spread of a tumor.

[0051] The term “agonist” as used herein refers herein to a compound having the ability to initiate or enhance a biological function of a target protein, whether by inhibiting the activity or expression of the target protein. Accordingly, the term “agonist” is defined in the context of the biological role of the target polypeptide. While preferred agonists herein specifically interact with (e.g. bind to) the target, compounds that initiate or enhance a biological activity of the target polypeptide by interacting with other members of the signal transduction pathway of which the target polypeptide is a member are also specifically included within this definition.

[0052] As used herein, “agent” or “biologically active agent” refers herein to a biological, pharmaceutical, or chemical compound or other moiety. Non-limiting examples include simple or complex organic or inorganic molecule, a peptide, a protein, an oligonucleotide, an antibody, an antibody derivative, antibody fragment, a vitamin derivative, a carbohydrate, a toxin, or a chemotherapeutic compound. Various compounds can be synthesized, for example, small molecules and oligomers (e.g., oligopeptides and oligonucleotides), and synthetic organic compounds based on various core structures. In addition, various natural sources can provide compounds for screening, such as plant or animal extracts, and the like. A skilled artisan can readily recognize that there is no limit as to the structural nature of the agents of the present invention.

[0053] “Signal transduction” is a process during which stimulatory or inhibitory signals are transmitted into and within a cell to elicit an intracellular response. A modulator of a signal transduction pathway refers to a compound which modulates the activity of one or more cellular proteins mapped to the same specific signal transduction pathway. A modulator may augment (agonist) or suppress (antagonist) the activity of a signaling molecule.

[0054] An “anti-cancer agent”, “anti-tumor agent” or “chemotherapeutic agent” refers herein to any agent useful in the treatment of a neoplastic condition. One class of anti-cancer agents comprises chemotherapeutic agents. “Chemotherapy” means the administration of one or more chemotherapeutic drugs and/or other agents to a cancer

patient by various methods, including intravenous, oral, intramuscular, intraperitoneal, intravesical, subcutaneous, transdermal, buccal, or inhalation or in the form of a suppository.

[0055] The term “cell proliferation” refers herein to a phenomenon by which the cell number has changed as a result of division. This term also encompasses cell growth by which the cell morphology has changed (e.g., increased in size) consistent with a proliferative signal.

[0056] As used herein, the term “selective inhibition” or “selectively inhibit” as referred to a biologically active agent refers to the agent’s ability to preferentially reduce the target signaling activity as compared to off-target signaling activity, via direct or indirect interaction with the target.

[0057] As used herein, “mTorC1 and/or mTorC2 activity” as applied to a biologically active agent refers to the agent’s ability to modulate signal transduction mediated by mTorC1 and/or mTorC2. For example, modulation of mTorC1 and/or mTorC2 activity is evidenced by alteration in signaling output from the PI3K/Akt/mTor pathway.

[0058] The term “B-ALL” as used herein refers to B-cell Acute Lymphoblastic Leukemia.

[0059] As used herein, “subject” refers to an animal, such as a mammal, for example a human. The methods described herein can be useful in both human therapeutics and veterinary applications. In some embodiments, the patient is a mammal, and in some embodiments, the patient is human.

[0060] An “anti-cancer agent”, “anti-tumor agent” or “chemotherapeutic agent” refers herein to any agent useful in the treatment of a neoplastic condition. One class of anti-cancer agents comprises chemotherapeutic agents. “Chemotherapy” means the administration of one or more chemotherapeutic drugs and/or other agents to a cancer patient by various methods, including intravenous, oral, intramuscular, intraperitoneal, intravesical, subcutaneous, transdermal, buccal, or inhalation or in the form of a suppository.

[0061] “Prodrug” as used herein is meant to indicate a compound that may be converted under physiological conditions or by solvolysis to a biologically active compound described herein. Thus, the term “prodrug” refers to a precursor of a biologically active compound that is pharmaceutically acceptable. A prodrug may be inactive when administered to a subject, but is converted *in vivo* to an active compound, for example, by hydrolysis. The prodrug compound often offers advantages of solubility, tissue compatibility or delayed release in a mammalian organism (see, e.g., Bundgard, H., Design of Prodrugs (1985), pp. 7-9, 21-24 (Elsevier, Amsterdam). A discussion of prodrugs is provided in Higuchi, T., et al., “Pro-drugs as Novel Delivery Systems,” A.C.S. Symposium Series, Vol. 14, and in Bioreversible Carriers in Drug Design, ed. Edward B. Roche, American Pharmaceutical Association and Pergamon Press, 1987, both of which are incorporated in full by reference herein. The term “prodrug” is also meant to include any covalently bonded carriers, which release the active compound *in vivo* when such prodrug is administered to a mammalian subject. Prodrugs of an active compound, as described herein, may be prepared by modifying functional groups present in the active compound in such a way that the modifications are cleaved, either in routine manipulation or *in vivo*, to the parent active compound. Prodrugs include compounds wherein a hydroxy, amino or mercapto group is bonded to any group that, when the prodrug of the active compound is administered to a mammalian subject, cleaves to form a free hydroxy, free amino or free mercapto group, respectively. Examples of prodrugs include, but are not limited to, acetate, formate and benzoate derivatives of an alcohol or acetamide, formamide and benzamide derivatives of an amine functional group in the active compound and the like.

[0062] The term “*in vivo*” refers to an event that takes place in a subject’s body.

[0063] The term “*in vitro*” refers to an event that takes place outside of a subject’s body. For example, an *in vitro* assay encompasses any assay run outside of a subject assay. *In vitro* assays encompass cell-based assays in which cells

[0064] Unless otherwise stated, the connections of compound name moieties are at the rightmost recited moiety. That is, the substituent name starts with a terminal moiety, continues with any bridging moieties, and ends with the connecting moiety. For example, hetarylthio C₁₋₄ alkyl has a heteroaryl group connected through a thio sulfur to a C₁₋₄ alkyl radical that connects to the chemical species bearing the substituent. This condition does not apply where a formula such as, for example “-L- C₁₋₁₀ alkyl – C₃₋₈ cycloalkyl” is represented. In such case, the terminal group is a C₃₋₈ cycloalkyl group attached to a bridging C₁₋₁₀ alkyl moiety which is attached to an element L.

[0065] Unless otherwise stated, structures depicted herein are also meant to include compounds which differ only in the presence of one or more isotopically enriched atoms. For example, compounds having the present structures except for the replacement of a hydrogen by a deuterium or tritium, or the replacement of a carbon by ¹³C- or ¹⁴C-enriched carbon are within the scope of this invention.

[0066] The compounds of the present invention may also contain unnatural proportions of atomic isotopes at one or more of atoms that constitute such compounds. For example, the compounds may be radiolabeled with radioactive isotopes, such as for example tritium (³H), iodine-125 (¹²⁵I) or carbon-14 (¹⁴C). All isotopic variations of the compounds of the present invention, whether radioactive or not, are encompassed within the scope of the present invention.

[0067] The term “alkyl” as used herein refers to 1-10 carbons, that is 1, 2, 3, 4, 5, 6, 7, 8, 9, 10 in either branched or straight chain configuration. As used herein, for example, “C_{1-n}alkyl” is used to mean an alkyl having 1-n carbons--that is 1 or n carbons in a straight or branched configuration, wherein n is an integer no more than 10. Typical alkyl groups are methyl, ethyl, n-propyl, isopropyl, n-butyl, sec-butyl, isobutyl, tert-butyl, n-pentyl, isopentyl, n-hexyl, n-heptyl, isooctyl, nonyl, decyl, undecyl, dodecyl, tetradecyl, hexadecyl, octadecyl, eicosyl, and the like. Suitable substituents for alkyl group, unless disclosed otherwise specifically in the specification, include halogen, aryl, hetaryl, -C₁₋₁₀alkyl, -C₃₋₈cycloalkyl, -C₁₋₁₀alkylheterocyclyl, -C₂₋₁₀alkenyl-, -C₂₋₁₀alkynyl-, -OH, -C₁₋₁₀alkyl, -CF₃, -O-aryl, -OCF₃, -OC₁₋₁₀alkyl, -NH₂, -N(C₁₋₁₀alkyl)(C₁₋₁₀alkyl), -NH(C₁₋₁₀alkyl), -NH(aryl), -NR³⁴R³⁵, -C(O)(C₁₋₁₀alkyl), -C(O)(C₁₋₁₀alkyl-aryl), -C(O)(aryl), -CO₂-C₁₋₁₀alkyl, -CO₂-C₁₋₁₀alkylaryl, -CO₂-aryl, -C(=O)N(C₁₋₁₀alkyl)(C₁₋₁₀alkyl), -C(=O)NH(C₁₋₁₀alkyl), -C(=O)NR³⁴R³⁵, -C(=O)NH₂, -OCF₃, -O(C₁₋₁₀alkyl), -O-aryl, -N(aryl)(C₁₋₁₀alkyl), -NO₂, -CN, -S(O)₀₋₂ C₁₋₁₀alkyl, -S(O)₀₋₂ C₁₋₁₀alkylaryl, -S(O)₀₋₂ aryl, -SO₂N(aryl), -SO₂N(C₁₋₁₀alkyl)(C₁₋₁₀alkyl), -SO₂NH(C₁₋₁₀alkyl) or -SO₂NR³⁴R³⁵ substituents. The term “halo” or “halogen” refers to fluoro, chloro, bromo, or iodo.

[0068] The term “haloalkyl” refers to an alkyl group substituted with one or more halo groups, for example chloromethyl, 2-bromoethyl, 3-iodopropyl, trifluoromethyl, perfluoropropyl, 8-chlorononyl, and the like.

[0069] The term “acyl” refers to the structure --C(=O)--R, in which R is a general substituent variable such as, for example R¹ described above. Examples include, but are not limited to, (bi)(cyclo)alkylketo, (cyclo)alkenylketo, alkynylketo, arylketo, hetarylketo, heterocyclyl, heterobicycloalkylketo,.

[0070] As used herein, “cycloalkyl” refers to a 3-8 carbon cyclic aliphatic ring structure, unsubstituted or substituted, , such as cyclopropyl, methylcyclopropyl, cyclobutyl, cyclopentyl, 2-hydroxycyclopentyl, cyclohexyl, 4-chlorocyclohexyl, cycloheptyl, cyclooctyl, and the like. Cycloalkyl may be substituted by one or more substituents. Suitable substituents, unless specifically disclosed otherwise in the specification, are: aryl, hetaryl, C₁₋₄alkyl, C₁₋₁₀alkyl, C₃₋₈cycloalkyl, -C₁₋₁₀alkylheterocyclyl, -C₂₋₁₀alkenyl-, -C₂₋₁₀alkynyl, , -C₂₋₁₀alkynylheterocyclyl, halo, -OH, -R³¹, -CF₃, -OCF₃, -OR³¹, -NR³¹R³², -NR³⁴R³⁵, -C(O)R³¹, -CO₂R³¹, -C(=O)NR³¹R³², -C(=O)NRR³⁴R³⁵, -NO₂, -CN, -S(O)₀₋₂R³¹, -SO₂NR³¹R³², -SO₂NR³⁴R³⁵, -NR³¹C(=O)R³², -NR³¹C(=O)OR³², -NR³¹C(=O)NR³²R³³, -

$\text{NR}^{31}\text{S}(\text{O})_{0-2}\text{R}^{32}$, $-\text{C}(=\text{S})\text{OR}^{31}$, $-\text{C}(=\text{O})\text{SR}^{31}$, $-\text{NR}^{31}\text{C}(=\text{NR}^{32})\text{NR}^{33}\text{R}^{32}$, $-\text{NR}^{31}\text{C}(=\text{NR}^{32})\text{OR}^{33}$, $-\text{NR}^{31}\text{C}(=\text{NR}^{32})\text{SR}^{33}$, $-\text{OC}(=\text{O})\text{OR}^{33}$, $-\text{OC}(=\text{O})\text{NR}^{31}\text{R}^{32}$, $-\text{OC}(=\text{O})\text{SR}^{31}$, $-\text{SC}(=\text{O})\text{OR}^{31}$, $-\text{P}(\text{O})\text{OR}^{31}\text{OR}^{32}$, or $-\text{SC}(=\text{O})\text{NR}^{31}\text{R}^{32}$ substituents.

[0071] “ C_{1-10} alkyl – C_{3-8} cycloalkyl” refers herein to an alkyl group, branched or straight chain and containing 1 to 10 carbon atoms, attached to a cycloalkyl group which contains 3 to 8 carbons, for example, 2-methyl cyclopropyl, and 4-(cyclopropyl) but-1yl.

[0072] As used herein, the term “heteroatom” or “ring heteroatom” is meant to include oxygen (O), nitrogen (N), sulfur (S), phosphorus (P), and silicon (Si).

[0073] As used herein, the term “heteroalkyl,” by itself or in combination with another term, means, unless otherwise stated, a stable straight or branched chain, or cyclic hydrocarbon radical, or combinations thereof, consisting of at least one carbon atoms and at least one heteroatom selected from the group consisting of O, N, P, Si and S, and wherein the nitrogen, phosphorus, and sulfur atoms may optionally be oxidized and the nitrogen heteroatom may optionally be quaternized. The heteroatom(s) O, N, P and S and Si may be placed at any interior position of the heteroalkyl group or at the position at which alkyl group is attached to the remainder of the molecule. Examples include, but are not limited to, $-\text{CH}_2-\text{CH}_2-\text{O}-\text{CH}_3$, $-\text{CH}_2-\text{CH}_2-\text{NH}-\text{CH}_3$, $-\text{CH}_2-\text{CH}_2-\text{N}(\text{CH}_3)-\text{CH}_3$, $-\text{CH}_2-\text{S}-\text{CH}_2-\text{CH}_3$, $-\text{CH}_2-\text{CH}_2-\text{S}(\text{O})-\text{CH}_3$, $-\text{CH}_2-\text{CH}_2-\text{S}(\text{O})_2-\text{CH}_3$, $-\text{CH}=\text{CH}-\text{O}-\text{CH}_3$, $-\text{Si}(\text{CH}_3)_3$, $-\text{CH}_2-\text{CH}=\text{N}-\text{OCH}_3$, $-\text{CH}=\text{CH}-\text{N}(\text{CH}_3)-\text{CH}_3$, $\text{O}-\text{CH}_3$, $-\text{O}-\text{CH}_2-\text{CH}_3$, and $-\text{CN}$. Up to two heteroatoms may be consecutive, such as, for example, $-\text{CH}_2-\text{NH}-\text{OCH}_3$ and $-\text{CH}_2-\text{O}-\text{Si}(\text{CH}_3)_3$. As described above, heteroalkyl groups, as used herein, include those groups that are attached to the remainder of the molecule through a heteroatom, such as $-\text{C}(\text{O})\text{R}'$, $-\text{C}(\text{O})\text{NR}'$, $-\text{NR}'\text{R}'$, $-\text{OR}'$, $-\text{SR}'$, and/or $-\text{SO}_2\text{R}'$. Where “heteroalkyl” is recited, followed by recitations of specific heteroalkyl groups, such as $-\text{NR}'\text{R}'$ or the like, it will be understood that the terms heteroalkyl and $-\text{NR}'\text{R}'$ are not redundant or mutually exclusive. Rather, the specific heteroalkyl groups are recited to add clarity. Heteroalkyl is unsubstituted or substituted by one or more substituents. Suitable substituents, unless specifically disclosed otherwise in the specification, are: aryl, hetaryl, C_{1-4} alkyl, C_{1-10} alkyl, C_{3-8} cycloalkyl, $-\text{C}_{1-10}$ alkylheterocyclyl, $-\text{C}_{2-10}$ alkenyl-, $-\text{C}_{2-10}$ alkynyl, $-\text{C}_{2-10}$ alkynylheterocyclyl, halo, $-\text{OH}$, $-\text{R}^{31}$, $-\text{CF}_3$, $-\text{OCF}_3$, $-\text{OR}^{31}$, $-\text{NR}^{31}\text{R}^{32}$, $-\text{NR}^{34}\text{R}^{35}$, $-\text{C}(\text{O})\text{R}^{31}$, $-\text{CO}_2\text{R}^{31}$, $-\text{C}(=\text{O})\text{NR}^{31}\text{R}^{32}$, $-\text{C}(=\text{O})\text{NNR}^{34}\text{R}^{35}$, $-\text{NO}_2$, $-\text{CN}$, $-\text{S}(\text{O})_{0-2}\text{R}^{31}$, $-\text{SO}_2\text{NR}^{31}\text{R}^{32}$, $-\text{SO}_2\text{NR}^{34}\text{R}^{35}$, $-\text{NR}^{31}\text{C}(=\text{O})\text{R}^{32}$, $-\text{NR}^{31}\text{C}(=\text{O})\text{OR}^{32}$, $-\text{NR}^{31}\text{C}(=\text{O})\text{NR}^{32}\text{R}^{33}$, $-\text{NR}^{31}\text{S}(\text{O})_{0-2}\text{R}^{32}$, $-\text{C}(=\text{S})\text{OR}^{31}$, $-\text{C}(=\text{O})\text{SR}^{31}$, $-\text{NR}^{31}\text{C}(=\text{NR}^{32})\text{NR}^{33}\text{R}^{32}$, $-\text{NR}^{31}\text{C}(=\text{NR}^{32})\text{OR}^{33}$, $-\text{NR}^{31}\text{C}(=\text{NR}^{32})\text{SR}^{33}$, $-\text{OC}(=\text{O})\text{OR}^{33}$, $-\text{OC}(=\text{O})\text{NR}^{31}\text{R}^{32}$, $-\text{OC}(=\text{O})\text{SR}^{31}$, $-\text{SC}(=\text{O})\text{OR}^{31}$, $-\text{P}(\text{O})\text{OR}^{31}\text{OR}^{32}$, or $-\text{SC}(=\text{O})\text{NR}^{31}\text{R}^{32}$ substituents.

[0074] The term “heteroalkylaryl” as used herein, refers to a heteroalkyl group as defined above which is attached to an aryl group, and may be attached at a terminal point or through a branched portion of the heteroalkyl, for example, an benzyloxymethyl moiety or a 3- methoxymethylphenyl moiety.

[0075] The term “heteroalkylheteroaryl” as used herein refers likewise to a heteroalkyl group which is attached to a hetaryl moiety, for example, an ethoxymethylpyridyl group.

[0076] The term “heteroalkyl-heterocyclyl” as used herein refers to a heteroalkyl group as defined above, which is attached to a heterocyclic group, for example, 4(3-aminopropyl)-N-piperazinyl.

[0077] The term “heteroalkyl- C_{3-8} cycloalkyl” as used herein refers to a heteroalkyl group as defined above, which is attached to a cyclic alkyl containing 3 to 8 carbons, for example, 1-aminobutyl-4-cyclohexyl.

[0078] As used herein, the term “alkenyl” refers to an ethylenically unsaturated hydrocarbon group having 2-10 carbon atoms in , straight or branched configuration, for example vinyl, allyl, 1-butenyl, 2-butenyl, isopropenyl, 2-pentenyl, and the like. The term “ C_{2-10} alkenyl” refers to an alkenyl having 2-10 carbon atoms, substituted or unsubstituted. Alkenyl can substituted by one or more substituents. Suitable substituents, unless specifically

disclosed otherwise in the specification, are: aryl, hetaryl, C₁₋₄alkyl, C₁₋₁₀alkyl, C₃₋₈cycloalkyl, -C₁₋₁₀alkylheterocyclyl, -C₂₋₁₀alkenyl-, -C₂₋₁₀alkynyl, , -C₂₋₁₀alkynylheterocyclyl, halo, -OH, -R³¹, -CF₃, -OCF₃, -OR³¹, -NR³¹R³², -NR³⁴R³⁵, -C(O)R³¹, -CO₂R³¹, -C(=O)NR³¹R³², -C(=O)NNR³⁴R³⁵, -NO₂, -CN, -S(O)₀₋₂R³¹, -SO₂NR³¹R³², -SO₂NR³⁴R³⁵, -NR³¹C(=O)R³², -NR³¹C(=O)OR³², -NR³¹C(=O)NR³²R³³, -NR³¹S(O)₀₋₂R³², -C(=S)OR³¹, -C(=O)SR³¹, -NR³¹C(=NR³²)NR³³R³², -NR³¹C(=NR³²)OR³³, -NR³¹C(=NR³²)SR³³, -OC(=O)OR³³, -OC(=O)NR³¹R³², -OC(=O)SR³¹, -SC(=O)OR³¹, -P(O)OR³¹OR³², or -SC(=O)NR³¹R³² substituents.

[0079] As used herein, the term “C₂₋₁₀ alkenyl- C₃₋₈ cycloalkyl” refers to a group containing an alkenyl group, containing 2 to 10 carbons and branched or straight chain, which is attached to a cycloalkyl group containing 3 to 8 carbons, such as, for example 3-prop-3-enyl- cyclopent-1-yl, 3-(cyclopentyl)propen-1-yl, and the like.

[0080] As used herein, the term “C₂₋₁₀ alkenyl-heteroalkyl” refers to a group having an alkenyl moiety, containing 2 to 10 carbon atoms and is branched or straight chain, which is attached to a heteroalkyl group, such as, for example, allyloxy, and the like.

[0081] As used herein, the term “C₂₋₁₀ alkynyl-heteroalkyl” refers to a group having an alkynyl moiety, containing 2 to 10 carbon atoms and is branched or straight chain, which is attached to a heteroalkyl group, such as, for example, 4-but-1-ynoxy, and the like.

[0082] Unless otherwise specified, the term “cycloalkenyl” refers to a cyclic aliphatic 3 to 8 membered ring structure, optionally substituted with alkyl, hydroxy and halo, having 1 or 2 ethylenic bonds such as methylcyclopropenyl, trifluoromethylcyclopropenyl, cyclopentenyl, cyclohexenyl, 1,4-cyclohexadienyl, and the like.

[0083] As used herein, the term “alkynyl” as used herein refers to an unsaturated hydrocarbon group having 2-10 carbon atoms in straight or branched configuration, having at least one acetylenic bond, for example ethynyl, propargyl, and the like. The term C₂₋₁₀ alkynyl refers to an alkynyl group having 2-10 carbon atoms. Alkynyl can be unsubstituted or substituted by one or more substituents. Suitable substituents, unless specifically disclosed otherwise in the specification, are: aryl, hetaryl, C₁₋₄alkyl, C₁₋₁₀alkyl, C₃₋₈cycloalkyl, -C₁₋₁₀alkylheterocyclyl, -C₂₋₁₀alkenyl-, -C₂₋₁₀alkynyl, , -C₂₋₁₀alkynylheterocyclyl, halo, -OH, -R³¹, -CF₃, -OCF₃, -OR³¹, -NR³¹R³², -NR³⁴R³⁵, -C(O)R³¹, -CO₂R³¹, -C(=O)NR³¹R³², -C(=O)NNR³⁴R³⁵, -NO₂, -CN, -S(O)₀₋₂R³¹, -SO₂NR³¹R³², -SO₂NR³⁴R³⁵, -NR³¹C(=O)R³², -NR³¹C(=O)OR³², -NR³¹C(=O)NR³²R³³, -NR³¹S(O)₀₋₂R³², -C(=S)OR³¹, -C(=O)SR³¹, -NR³¹C(=NR³²)NR³³R³², -NR³¹C(=NR³²)OR³³, -NR³¹C(=NR³²)SR³³, -OC(=O)OR³³, -OC(=O)NR³¹R³², -OC(=O)SR³¹, -SC(=O)OR³¹, -P(O)OR³¹OR³², or -SC(=O)NR³¹R³² substituents.

[0084] As used herein, the term “C₂₋₁₀ alkynyl- C₃₋₈ cycloalkyl” refers to a group containing an alkynyl group, containing 2 to 10 carbons and branched or straight chain, which is attached to a cycloalkyl group containing 3 to 8 carbons, such as, for example 3-prop-3-ynyl-cyclopent-1-yl, and the like.

[0085] As used herein, the term “aryl” as used herein refers to phenyl or naphthyl which may be optionally substituted. Examples of aryl include, but are not limited to, phenyl, 4-chlorophenyl, 4-fluorophenyl, 4-bromophenyl, 3-nitrophenyl, 2-methoxyphenyl, 2-methylphenyl, 3-methylphenyl, 4-methylphenyl, 4-ethylphenyl, 2-methyl-3-methoxyphenyl, 2,4-dibromophenyl, 3,5-difluorophenyl, 3,5-dimethylphenyl, 2,4,6-trichlorophenyl, 4-methoxyphenyl, naphthyl, 2-chloronaphthyl, 2,4-dimethoxyphenyl, 4-(trifluoromethyl)phenyl, and 2-iodo-4-methylphenyl. As used herein, the term “monocyclic aryl” as used herein refers to an aryl moiety which has one ring, such as, for example, phenyl, which may be optionally substituted. Examples of monocyclic aryl include, but are not limited to, phenyl, 4-chlorophenyl, 4-fluorophenyl, 4-bromophenyl, 3-nitrophenyl, 2-methoxyphenyl, 2-methylphenyl, 3-methylphenyl, 4-methylphenyl, 4-ethylphenyl, 2-methyl-3-methoxyphenyl, 2,4-dibromophenyl, 3,5-

difluorophenyl, 3,5-dimethylphenyl, 2,4,6-trichlorophenyl, 4-methoxyphenyl, 2,4-dimethoxyphenyl, 4-(trifluoromethyl)phenyl, and 2-iodo-4-methylphenyl. As used herein, the term “bicyclic aryl” refers to an aryl with two fused rings, such as, for example, naphthyl, which may be optionally substituted. Examples of bicyclic aryl include but are not limited to 2-chloronaphthyl, 1-iodonaphthyl, naphthol, and 2-hydroxy-1-naphthoic acid. Aryl is optionally substituted by one or more substituents. Suitable substituents, unless specifically disclosed otherwise in the specification, are: aryl, hetaryl, C₁₋₄alkyl, C₁₋₁₀alkyl, C₃₋₈cycloalkyl, -C₁₋₁₀alkylheterocyclyl, -C₂₋₁₀alkenyl-, -C₂₋₁₀alkynyl, -, -C₂₋₁₀alkynylheterocyclyl, halo, -OH, -R³¹, -CF₃, -OCF₃, -OR³¹, -NR³¹R³², -NR³⁴R³⁵, -C(O)R³¹, -CO₂R³¹, -C(=O)NR³¹R³², -C(=O)NNR³⁴R³⁵, -NO₂, -CN, -S(O)₀₋₂R³¹, -SO₂NR³¹R³², -SO₂NR³⁴R³⁵, -NR³¹C(=O)R³², -NR³¹C(=O)OR³², -NR³¹C(=O)NR³²R³³, -NR³¹S(O)₀₋₂R³², -C(=S)OR³¹, -C(=O)SR³¹, -NR³¹C(=NR³²)NR³³R³², -NR³¹C(=NR³²)OR³³, -NR³¹C(=NR³²)SR³³, -OC(=O)OR³³, -OC(=O)NR³¹R³², -OC(=O)SR³¹, -SC(=O)OR³¹, -P(O)OR³¹OR³², or -SC(=O)NR³¹R³² substituents.

[0086] As used herein, the term “heteroaryl” or “hetaryl” or “heteroar-” or “hetar-” refer to a substituted or unsubstituted 5- or 6-membered unsaturated ring containing one, two, three, or four independently selected heteroatoms, preferably one or two heteroatoms independently selected from oxygen, nitrogen, and sulfur or to a bicyclic unsaturated ring system containing up to 10 atoms including at least one heteroatom selected from oxygen, nitrogen, and sulfur. Examples of heteroaryls include, but are not limited to, 2-, 3- or 4-pyridinyl, pyrazinyl, 2-, 4-, or 5-pyrimidinyl, pyridazinyl, triazolyl, tetrazolyl, imidazolyl, 2- or 3-thienyl, 2- or 3-furyl, pyrrolyl, oxazolyl, isoxazolyl, thiazolyl, isothiazolyl, oxadiazolyl, thiadiazolyl, quinolyl, isoquinolyl, benzimidazolyl, benzotriazolyl, benzofuranyl, and benzothienyl. The heteroaryl may be optionally substituted with one or more substituents. Suitable substituents, unless specifically disclosed otherwise in the specification are: aryl, hetaryl, C₁₋₄alkyl, C₁₋₁₀alkyl, C₃₋₈cycloalkyl, -C₁₋₁₀alkylheterocyclyl, -C₂₋₁₀alkenyl-, -C₂₋₁₀alkynyl, -, -C₂₋₁₀alkynylheterocyclyl, halo, -OH, -R³¹, -CF₃, -OCF₃, -OR³¹, -NR³¹R³², -NR³⁴R³⁵, -C(O)R³¹, -CO₂R³¹, -C(=O)NR³¹R³², -C(=O)NNR³⁴R³⁵, -NO₂, -CN, -S(O)₀₋₂R³¹, -SO₂NR³¹R³², -SO₂NR³⁴R³⁵, -NR³¹C(=O)R³², -NR³¹C(=O)OR³², -NR³¹C(=O)NR³²R³³, -NR³¹S(O)₀₋₂R³², -C(=S)OR³¹, -C(=O)SR³¹, -NR³¹C(=NR³²)NR³³R³², -NR³¹C(=NR³²)OR³³, -NR³¹C(=NR³²)SR³³, -OC(=O)OR³³, -OC(=O)NR³¹R³², -OC(=O)SR³¹, -SC(=O)OR³¹, -P(O)OR³¹OR³², or -SC(=O)NR³¹R³² substituents. Heteroaryl ring system can be monocyclic, bicyclic, tricyclic, or otherwise polycyclic. Non-limiting examples of heteroaryls include, but are not limited to, azepinyl, acridinyl, benzimidazolyl, benzindolyl, 1,3-benzodioxolyl, benzofuranyl, benzooxazolyl, benzo[d]thiazolyl, benzothiadiazolyl, benzo[b][1,4]dioxepinyl, benzo[b][1,4]oxazinyl, 1,4-benzodioxanyl, benzonaphthofuranyl, benzoxazolyl, benzodioxolyl, benzodioxinyl, benzoxazolyl, benzopyranyl, benzopyranonyl, benzofuranyl, benzofuranonyl, benzofurazanyl, benzothiazolyl, benzothienyl (benzothiophenyl), benzothieno[3,2-d]pyrimidinyl, benzotriazolyl, benzo[4,6]imidazo[1,2-a]pyridinyl, carbazolyl, cinnolyl, cyclopenta[d]pyrimidinyl, 6,7-dihydro-5H-cyclopenta[4,5]thieno[2,3-d]pyrimidinyl, 5,6-dihydrobenzo[h]quinazolyl, 5,6-dihydrobenzo[h]cinnolyl, 6,7-dihydro-5H-benzo[6,7]cyclohepta[1,2-c]pyridazinyl, dibenzofuranyl, dibenzothiophenyl, furanyl, furazanyl, furanonyl, furo[3,2-c]pyridinyl, 5,6,7,8,9,10-hexahydrocycloocta[d]pyrimidinyl, 5,6,7,8,9,10-hexahydrocycloocta[d]pyridazinyl, 5,6,7,8,9,10-hexahydrocycloocta[d]pyridinyl, isothiazolyl, imidazolyl, indazolyl, indolyl, indazolyl, isoindolyl, indolinyl, isoindolinyl, isoquinolyl, indolizyl, isoxazolyl, 5,8-methano-5,6,7,8-tetrahydroquinazolyl, naphthyridinyl, 1,6-naphthyridinonyl, oxadiazolyl, 2-oxoazepinyl, oxazolyl, oxiranyl, 5,6,6a,7,8,9,10,10a-octahydrobenzo[h]quinazolyl, 1-phenyl-1H-pyrrolyl, phenazinyl, phenothiazinyl, phenoxazinyl, phthalazinyl, pteridinyl, purinyl, pyranyl, pyrrolyl, pyrazolyl, pyrazolo[3,4-d]pyrimidinyl, pyridinyl, pyrido[3,2-d]pyrimidinyl, pyrido[3,4-d]pyrimidinyl, pyrazinyl, pyrimidinyl, pyridazinyl, pyrrolyl, quinazolyl,

quinoxaliny, quinoliny, isoquinoliny, tetrahydroquinoliny, 5,6,7,8-tetrahydroquinazoliny, 5,6,7,8-tetrahydrobenzo[4,5]thieno[2,3-d]pyrimidiny, 6,7,8,9-tetrahydro-5H-cyclohepta[4,5]thieno[2,3-d]pyrimidiny, 5,6,7,8-tetrahydropyrido[4,5-c]pyridaziny, thiazoly, thiadiazoly, thiapyranly, triazolyl, tetrazoly, triazinyl, thieno[2,3-d]pyrimidiny, thieno[3,2-d]pyrimidiny, thieno[2,3-c]pridiny, and thiophenyl (*i.e.* thienyl).

[0087] As used herein, the term “aryl-alkyl” or “arylalkyl” or “aralkyl” is used to describe a group wherein the alkyl chain can be branched or straight chain and is attached to an aryl moiety, as defined above. Examples of aryl-alkyl groups include, but are not limited to, optionally substituted benzyl, phenethyl, phenpropyl and phenbutyl such as 4-chlorobenzyl, 2,4-dibromobenzyl, 2-methylbenzyl, 2-(3-fluorophenyl)ethyl, 2-(4-methylphenyl)ethyl, 2-(4-(trifluoromethyl)phenyl)ethyl, 2-(2-methoxyphenyl)ethyl, 2-(3-nitrophenyl)ethyl, 2-(2,4-dichlorophenyl)ethyl, 2-(3,5-dimethoxyphenyl)ethyl, 3-phenylpropyl, 3-(3-chlorophenyl)propyl, 3-(2-methylphenyl)propyl, 3-(4-methoxyphenyl)propyl, 3-(4-(trifluoromethyl)phenyl)propyl, 3-(2,4-dichlorophenyl)propyl, 4-phenylbutyl, 4-(4-chlorophenyl)butyl, 4-(2-methylphenyl)butyl, 4-(2,4-dichlorophenyl)butyl, 4-(2-methoxyphenyl)butyl, and 10-phenyldecyl.

[0088] As used herein, the term “C₁₋₁₀alkylaryl” as used herein refers to an alkyl group, as defined above, containing 1 to 10 carbon atoms, branched or unbranched, wherein the aryl group replaces one hydrogen on the alkyl group, for example, 3-phenylpropyl.

[0089] As used herein, the term “C₂₋₁₀ alkyl monocycloaryl” refers to a group containing a terminal alkyl group, branched or straight chain and containing 2 to 10 atoms attached to a bridging aryl group which has only one ring, such as for example, 2-phenyl ethyl.

[0090] As used herein, the term “C₁₋₁₀ alkyl bicycloaryl” refers to a group containing a terminal alkyl group, branched or straight chain and containing 2 to 10 atoms attached to a bridging aryl group which is bicyclic, such as for example, 2-(1-naphthyl)- ethyl.

[0091] As used herein, the term “aryl-cycloalkyl” or “arylcycloalkyl” is used to describe a group wherein the aryl group is attached to a cycloalkyl group, for example phenylcyclopentyl, 3-(cyclopentyl)phenyl, and the like.

[0092] As used herein, the term “hetaryl-C₃₋₈cycloalkyl” or “heteroaryl-C₃₋₈cycloalkyl” is used to describe a group wherein the hetaryl group is attached to a cycloalkyl group, which contains 3 to 8 carbons, for example pyrid-2-yl-cyclopentyl, 3(cyclopentyl) pyridin-1-yl, and the like.

[0093] As used herein, the term “hetaryl- heteroalkyl” refers to a group wherein the hetaryl group is attached to a heteroalkyl group, such as for example, pyrid-2-yl methylenoxy, and the like.

[0094] As used herein, the term “aryl-alkenyl” or “arylalkenyl” or “aralkenyl” is used to describe a group wherein the alkenyl chain can be branched or straight chain and is attached to an aryl portion, as defined above, for example styryl (2-phenylvinyl), phenpropenyl, and the like. As used herein, the term “aryl -C₂₋₁₀alkenyl” refers to an arylalkenyl as described above wherein the alkenyl moiety contains 2 to 10 carbon atoms such as for example, styryl (2-phenylvinyl), and the like.

[0095] As used herein, the term “C₂₋₁₀alkenyl-aryl” is used to describe a group wherein the alkenyl group, which contains 2 to 10 carbon atoms and can be branched or straight chain, is attached to the aryl, such as for example, 3-propenyl- naphth-1-yl, and the like.

[0096] As used herein, the term “aryl-alkynyl” or “arylalkynyl” or “aralkynyl” is used to describe a group wherein the alkynyl chain can be branched or straight chain and is attached to the aryl, as defined above, for example 3-phenyl-1-propynyl, and the like. As used herein, the term “aryl- C₂₋₁₀alkynyl” means an arylalkynyl as described

above wherein the alkynyl moiety contains two to ten carbons, such as, for example 3-phenyl-1-propynyl, and the like.

[0097] As used herein, the term “C₂₋₁₀alkynyl-aryl” means a group containing an alkynyl moiety attached to an aryl group, both as defined above, wherein the alkynyl moiety contains two to ten carbons, such as, for example 3-propynyl-naphth-1-yl.

[0098] As used herein, the term “aryl-oxy” or “aryloxy” or “aroxy” is used to describe an aryl group attached to a oxygen atom. Typical aryl-oxy groups include phenoxy, 3,4-dichlorophenoxy, and the like.

[0099] As used herein, the term “C₁₋₁₀alkoxy-C₁₋₁₀alkyl” refers to a group wherein an alkoxy group, containing 1 to 10 carbon atoms and an oxygen atom within the branching or straight chain, is attached to an alkyl group, branched or straight chain which contains 1 to 10 carbon atoms, such as, for example methoxypropyl, and the like.

[00100] As used herein, the term “C₁₋₁₀alkoxy-C₂₋₁₀alkenyl” refers to a group wherein an alkoxy group, containing 1 to 10 carbon atoms and an oxygen atom within the branching or straight chain, is attached to a alkenyl group, branched or straight chain which contains 1 to 10 carbon atoms, such as, for example 3-methoxybut-2-en-1-yl, and the like.

[00101] As used herein, the term “C₁₋₁₀alkoxy-C₂₋₁₀alkynyl” refers to a group wherein an alkoxy group, containing 1 to 10 carbon atoms and an oxygen atom within the branching or straight chain, is attached to an alkynyl group, branched or straight chain which contains 1 to 10 carbon atoms, such as, for example 3-methoxybut-2-in-1-yl, and the like.

[00102] As used herein, the term “heterocycloalkenyl” refers to a cycloalkenyl structure in which at least one carbon atom is replaced with a heteroatom selected from oxygen, nitrogen, and sulfur.

[00103] As used herein, the term “hetaryl-oxy” or “heteroaryl-oxy” or “hetaryloxy” or “heteroaryloxy” or “hetaroxy” or “heteroaroxy” is used to describe a hetaryl group attached to a oxygen atom. Typical hetaryl-oxy groups include 4,6-dimethoxypyrimidin-2-yloxy and the like.

[00104] As used herein, the term “hetarylalkyl” or “heteroarylalkyl” or “hetaryl-alkyl” or “heteroaryl-alkyl” or “hetaralkyl” or “heteroaralkyl” is used to describe a group wherein the alkyl chain can be branched or straight chain and is attached to an aryl moiety, as defined above, for example 3-furylmethyl, thienyl, furfuryl, and the like. As used herein, the term “hetaryl-C₁₋₁₀alkyl” is used to describe a hetaryl alkyl group as described above where the alkyl group contains 1 to 10 carbon atoms. As used herein, the term “C₁₋₁₀alkyl-hetaryl” is used to describe an alkyl attached to a hetaryl group as described above where the alkyl group contains 1 to 10 carbon atoms.

[00105] As used herein, the term “hetarylalkenyl” or “heteroarylalkenyl” or “hetaryl-alkenyl” or “heteroaryl-alkenyl” or “hetaralkenyl” or “heteroaralkenyl” is used to describe a hetarylalkenyl group wherein the alkenyl chain can be branched or straight chain and is attached to an aryl moiety as defined above, for example 3-(4-pyridyl)-1-propenyl. As used herein, the term “hetaryl-C₂₋₁₀alkenyl” group is used to describe a group as described above wherein the alkenyl group contains 2 to 10 carbon atoms. As used herein, the term “C₂₋₁₀alkenyl-hetaryl” is used to describe a group containing an alkenyl group, which is branched or straight chain and contains 2 to 10 carbon atoms, and is attached hetaryl group, such as, for example 2-styryl-4-pyridyl, and the like.

[00106] As used herein, the term “hetarylalkynyl” or “heteroarylalkynyl” or “hetaryl-alkynyl” or “heteroaryl-alkynyl” or “hetaralkynyl” or “heteroaralkynyl” is used to describe a group wherein the alkynyl chain can be branched or straight chain and is attached to a heteroaryl, as defined above, for example 4-(2-thienyl)-1-butynyl, and the like. As used herein, the term “heteroaryl-C₂₋₁₀alkynyl” is used to describe a hetarylalkynyl group as described above wherein the alkynyl group contains 2 to 10 carbon atoms. The term “C₂₋₁₀alkynyl-hetaryl” is used herein to

describe a group containing an alkynyl group which contains 2 to 10 carbon atoms and is branched or straight chain, which is attached to a hetaryl group such as, for example, 4(but-1-ynyl) thien-2-yl, and the like.

[00107] The term “heterocyclyl” or “hetcyclyl” refers herein to a substituted or unsubstituted 3-, 4-, 5-, or 6-membered saturated or partially unsaturated ring containing one, two, or three heteroatoms, preferably one or two heteroatoms independently selected from oxygen, nitrogen and sulfur; or to a bicyclic ring system containing up to 10 atoms including at least one heteroatom independently selected from oxygen, nitrogen, and sulfur wherein the ring containing the heteroatom is saturated. Examples of heterocyclyls include, but are not limited to, tetrahydrofuranyl, tetrahydrofuryl, pyrrolidinyl, piperidinyl, 4-pyranyl, tetrahydropyranyl, thiolanyl, morpholinyl, piperazinyl, dioxolanyl, dioxanyl, indolinyl, and 5-methyl-6-chromanyl. Heterocyclyl is unsubstituted or substituted by one or more substituents. Suitable substituents, unless specifically disclosed otherwise in the specification, are: aryl, hetaryl, C₁₋₄alkyl, C₁₋₁₀alkyl, C₃₋₈cycloalkyl, -C₁₋₁₀alkylheterocyclyl, -C₂₋₁₀alkenyl-, -C₂₋₁₀alkynyl, -C₂₋₁₀alkynylheterocyclyl, halo, -OH, -R³¹, -CF₃, -OCF₃, -OR³¹, -NR³¹R³², -NR³⁴R³⁵, -C(O)R³¹, -CO₂R³¹, -C(=O)NR³¹R³², -C(=O)NNR³⁴R³⁵, -NO₂, -CN, -S(O)₀₋₂R³¹, -SO₂NR³¹R³², -SO₂NR³⁴R³⁵, -NR³¹C(=O)R³², -NR³¹C(=O)OR³², -NR³¹C(=O)NR³²R³³, -NR³¹S(O)₀₋₂R³², -C(=S)OR³¹, -C(=O)SR³¹, -NR³¹C(=NR³²)NR³³R³², -NR³¹C(=NR³²)OR³³, -NR³¹C(=NR³²)SR³³, -OC(=O)OR³¹, -OC(=O)NR³¹R³², -OC(=O)SR³¹, -SC(=O)OR³¹, -P(O)OR³¹OR³², or -SC(=O)NR³¹R³² substituents.

[00108] The term “heterocyclylalkyl” or “heterocyclyl-alkyl” or “hetcyclylalkyl” or “hetcyclyl-alkyl” is used herein to describe a group wherein the alkyl chain can be branched or straight chain and is attached to a heterocyclyl portion, as defined above, for example 3-piperidinylmethyl and the like. The term “heterocycloalkylene” refers to the divalent derivative of heterocycloalkyl. The term “C₁₋₁₀alkyl-heterocyclyl” refers herein to a group as defined above where the alkyl moiety contains 1 to 10 carbon atoms. The term “heterocyclyl-C₁₋₁₀alkyl” refers herein to a group containing a heterocyclic group attached to a alkyl group which contains 1 to 10 carbons and is branched or straight chain, such as, for example, 4-morpholinyl ethyl, and the like.

[00109] The term “heterocyclylalkenyl” or “heterocyclyl-alkenyl” or “hetcyclylalkenyl” or “hetcyclyl-alkenyl” are used herein to describe a group wherein the alkenyl chain can be branched or straight chain and is attached to a heterocyclyl portion, as defined above, for example 2-morpholinyl-1-propenyl and the like. The term “heterocycloalkenylene” refers to the divalent derivative of heterocyclylalkenyl.

[00110] The term “heterocyclyl-C₂₋₁₀ alkenyl” refers herein to a group as defined above where the alkenyl group contains 2 to 10 carbon atoms and is branched or straight chain, such as, for example, 4-(N-piperazinyl)-but-2-en-1-yl, and the like.

[00111] The term “heterocyclylalkynyl” or “heterocyclyl-alkynyl” or “hetcyclylalkynyl” or “hetcyclyl-alkynyl” is used herein to describe a group wherein the alkynyl chain can be branched or straight chain and is attached to a heterocyclylalkynyl moiety with the terminal heterocyclyl portion, as defined above, for example 2-pyrrolidinyl-1-butynyl and the like.

[00112] The term “heterocyclyl-C₂₋₁₀ alkynyl” refers herein to a group as defined above where the alkynyl group contains 2 to 10 carbon atoms and is branched or straight chain, such as, for example, 4-(N-piperazinyl)-but-2-yn-1-yl, and the like.

[00113] The term “aryl- heterocyclyl” refers herein to a group containing a aryl group attached to a heterocyclic group, such as for example, N4-(4-phenyl)- piperazinyl, and the like.

[00114] The term “hetaryl- heterocyclyl” refers herein to a group containing a hetaryl group attached to a heterocyclic group, such as for example, N4-(4-pyridyl)- piperazinyl, and the like.

- [00115] The term “cycloalkylalkyl” or “cycloalkyl-alkyl” refer to a cycloalkyl group as defined above attached to an alkyl group, for example cyclopropylmethyl, cyclohexylethyl, and the like.
- [00116] The term “cycloalkylalkenyl” or “cycloalkyl-alkenyl” refer to a cycloalkyl group as defined above attached to an alkenyl group, for example cyclohexylvinyl, cycloheptylallyl, and the like.
- [00117] The term “cycloalkylalkynyl” or “cycloalkyl-alkynyl” refer to a cycloalkyl group as defined above attached to an alkynyl group, for example cyclopropylpropargyl, 4-cyclopentyl-2-butynyl, and the like.
- [00118] The term “cycloalkenylalkyl” or “cycloalkenyl-alkyl” refer to a cycloalkenyl group as defined above attached to an alkyl group, for example 2-(cyclopenten-1-yl)ethyl and the like.
- [00119] The term “cycloalkenylalkenyl” or “cycloalkenyl-alkenyl” refer to a cycloalkenyl group as defined above attached to an alkenyl group, for example 1-(cyclohexen-3-yl)allyl and the like.
- [00120] The term “cycloalkenylalkynyl” or “cycloalkenyl-alkynyl” refer to a cycloalkenyl group as defined above attached to an alkynyl group, for example 1-(cyclohexen-3-yl)propargyl and the like.
- [00121] The term “alkoxy” includes both branched and straight chain alkyl groups attached to an oxygen atom. Typical alkoxy groups include methoxy, ethoxy, n-propoxy, isopropoxy, tert-butoxy and the like.
- [00122] The term “haloalkoxy” refers herein to an alkoxy group substituted with one or more halo groups, for example chloromethoxy, trifluoromethoxy, difluoromethoxy, perfluoroisobutoxy, and the like.
- [00123] The term “alkylthio” includes both branched and straight chain alkyl groups attached to a bridging sulfur atom, for example methylthio and the like.
- [00124] The term “alkoxyalkyl” refers herein to an alkyl group substituted with an alkoxy group, for example isopropoxymethyl and the like.
- [00125] The term “alkoxyalkenyl” refers herein to an alkenyl group substituted with an alkoxy group, for example 3-methoxyallyl and the like.
- [00126] The term “alkoxyalkynyl” refers herein to an alkynyl group substituted with an alkoxy group, for example 3-methoxypropargyl and the like.
- [00127] The term “C₂₋₁₀alkenylC₃₋₈cycloalkyl” refers herein to an alkenyl group as defined above substituted with a three to eight membered cycloalkyl group, for example, 4-(cyclopropyl)-2-butenyl and the like.
- [00128] The term “C₂₋₁₀alkynylC₃₋₈cycloalkyl” refers herein to an alkynyl group as defined above substituted with a three to eight membered cycloalkyl group, for example, 4-(cyclopropyl)-2-butynyl and the like.
- [00129] The term “heterocyclyl-C₁₋₁₀alkyl” refers herein to a heterocyclic group as defined above substituted with an alkyl group as defined above having 1 to 10 carbons, for example, 4-(N-methyl)-piperazinyl, and the like.
- [00130] The term “heterocyclyl-C₂₋₁₀alkenyl” refers herein to a heterocyclic group as defined above, substituted with an alkenyl group as defined above, having 2 to 10 carbons, for example, 4-(N-allyl) piperazinyl, and the like. Moieties wherein the heterocyclic group is substituted on a carbon atom with an alkenyl group are also included.
- [00131] The term “heterocyclyl-C₂₋₁₀alkynyl” refers herein to a heterocyclic group as defined above, substituted with an alkynyl group as defined above, having 2 to 10 carbons, for example, 4-(N-propargyl) piperazinyl, and the like. Moieties wherein the heterocyclic group is substituted on a carbon atom with an alkenyl group are also included.
- [00132] The term “oxo” refers to an oxygen that is double bonded to a carbon atom. One in the art understands that an “oxo” requires a second bond from the atom to which the oxo is attached. Accordingly, it is understood that oxo cannot be substituted onto an aryl or heteroaryl ring, unless it forms part of the aromatic system as a tautomer.

[00133] Compounds described herein can contain one or more asymmetric centers and may thus give rise to diastereomers and optical isomers. The present invention includes all such possible diastereomers as well as their racemic mixtures, their substantially pure resolved enantiomers, all possible geometric isomers, and pharmaceutically acceptable salts thereof. The above Formula I is shown without a definitive stereochemistry at certain positions. The present invention includes all stereoisomers of Formula I and pharmaceutically acceptable salts thereof. Further, mixtures of stereoisomers as well as isolated specific stereoisomers are also included. During the course of the synthetic procedures used to prepare such compounds, or in using racemization or epimerization procedures known to those skilled in the art, the products of such procedures can be a mixture of stereoisomers.

[00134] The present invention includes all manner of rotamers and conformationally restricted states of a compound of the invention.

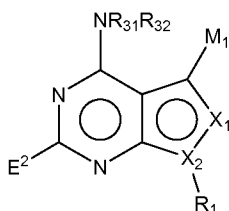
[00135] The terms “solvent,” “organic solvent,” and “inert solvent” each mean a solvent inert under the conditions of the reaction being described in conjunction therewith including, for example, benzene, toluene, acetonitrile, tetrahydrofuran (“THF”), dimethylformamide (“DMF”), chloroform, methylene chloride (or dichloromethane), diethyl ether, methanol, N-methylpyrrolidone (“NMP”), pyridine and the like. Unless specified to the contrary, the solvents used in the reactions described herein are inert organic solvents. Unless specified to the contrary, for each gram of the limiting reagent, one cc (or mL) of solvent constitutes a volume equivalent.

[00136] Isolation and purification of the chemical entities and intermediates described herein can be effected, if desired, by any suitable separation or purification procedure such as, for example, filtration, extraction, crystallization, column chromatography, thin-layer chromatography or thick-layer chromatography, or a combination of these procedures. Specific illustrations of suitable separation and isolation procedures can be had by reference to the examples hereinbelow. However, other equivalent separation or isolation procedures can also be used.

[00137] When desired, the (R)- and (S)-isomers of the compounds of the present invention, if present, may be resolved by methods known to those skilled in the art, for example by formation of diastereoisomeric salts or complexes which may be separated, for example, by crystallization; via formation of diastereoisomeric derivatives which may be separated, for example, by crystallization, gas-liquid or liquid chromatography; selective reaction of one enantiomer with an enantiomer-specific reagent, for example enzymatic oxidation or reduction, followed by separation of the modified and unmodified enantiomers; or gas-liquid or liquid chromatography in a chiral environment, for example on a chiral support, such as silica with a bound chiral ligand or in the presence of a chiral solvent. Alternatively, a specific enantiomer may be synthesized by asymmetric synthesis using optically active reagents, substrates, catalysts or solvents, or by converting one enantiomer to the other by asymmetric transformation.

[00138] The compounds described herein can be optionally contacted with a pharmaceutically acceptable acid to form the corresponding acid addition salts.

[00139] A compound of Formula I or a pharmaceutically acceptable salt thereof is provided in this invention, wherein:



Formula I

[00140] X_1 is N or C-E¹ and X_2 is N; or X_1 is NH or CH-E¹ and X_2 is C; or X_1 is N or C-E¹, X_2 is S, and R_1 is absent; or X_1 is N or C-E¹, X_2 is O, and R_1 is absent;

[00141] R_1 is -H, -L-C₁₋₁₀alkyl, -L-C₃₋₈cycloalkyl, -L-C₁₋₁₀alkyl-C₃₋₈cycloalkyl, -L-aryl, -L-heteroaryl, -L-C₁₋₁₀alkylaryl, -L-C₁₋₁₀alkylhetaryl, -L-C₁₋₁₀alkylheterocylyl, -L-C₂₋₁₀alkenyl, -L-C₂₋₁₀alkynyl, -L-C₂₋₁₀alkenyl-C₃₋₈cycloalkyl, -L-C₂₋₁₀alkynyl-C₃₋₈cycloalkyl, -L-heteroalkyl, -L-heteroalkylaryl, -L-heteroalkylheteroaryl, -L-heteroalkyl-heterocylyl, -L-heteroalkyl-C₃₋₈cycloalkyl, -L-aralkyl, -L-heteroaralkyl, or -L-heterocyclyl, each of which is unsubstituted or substituted by one or more independent R³ substituents;

[00142] L is absent, C=O, -C(=O)O-, -C(=O)NR³¹-, -S-, -S(O)-, -S(O)₂-, -S(O)₂NR³¹-, -NR³¹-, or -N(R³¹)C(O)-;

[00143] M_1 is benzothiazolyl substituted with -(W²)_k-R²;

[00144] k, in each instance, is 0 or 1;

[00145] E¹ and E² are independently -(W¹)_j-R⁴;

[00146] j, in each instance, is 0 or 1;

[00147] W¹ is -O-, -NR⁶-, -S(O)₀₋₂-, -C(O)-, -C(O)N(R⁶)-, -N(R⁶)C(O)-, -N(R⁶)S(O)-, -N(R⁶)S(O)₂-, -C(O)O-, -CH(R⁶)N(C(O)OR⁷)-, -CH(R⁷)N(C(O)R⁷)-, -CH(R⁶)N(SO₂R⁷)-, -CH(R⁶)N(R⁷)-, -CH(R⁶)C(O)N(R⁷)-, -CH(R⁶)N(R⁷)C(O)-, -CH(R⁶)N(R⁷)S(O)-, or -CH(R⁶)N(R⁷)S(O)₂-;

[00148] W² is -O-, -NR⁶-, -S(O)₀₋₂-, -C(O)-, -C(O)N(R⁶)-, -N(R⁶)C(O)-, -N(R⁶)S(O)-, -N(R⁶)S(O)₂-, -C(O)O-, -CH(R⁶)N(C(O)OR⁷)-, -CH(R⁷)N(C(O)R⁷)-, -CH(R⁶)N(SO₂R⁷)-, -CH(R⁶)N(R⁷)-, -CH(R⁶)C(O)N(R⁷)-, -CH(R⁶)N(R⁷)C(O)-, -CH(R⁶)N(R⁷)S(O)-, -CH(R⁶)N(R⁷)S(O)₂-, -N(R⁶)C(O)N(R⁷)-, -CH(R⁷)C(O)-, or -NR³⁴R³⁵;

[00149] R³ and R⁴ are independently hydrogen, halogen, aryl, hetaryl, C₁₋₄alkyl, C₁₋₁₀alkyl, C₃₋₈cycloalkyl, -C₁₋₁₀alkyl-C₃₋₈cycloalkyl, -C₃₋₈cycloalkyl-C₁₋₁₀alkyl, -C₃₋₈cycloalkyl-C₂₋₁₀alkenyl, -C₃₋₈cycloalkyl-C₂₋₁₀alkynyl, -C₁₋₁₀alkyl-C₂₋₁₀alkenyl, -C₁₋₁₀alkyl-C₂₋₁₀alkynyl, -C₁₋₁₀alkylaryl, -C₁₋₁₀alkylhetaryl, -C₁₋₁₀alkylheterocyclyl, -C₂₋₁₀alkenyl, -C₂₋₁₀alkynyl, -C₂₋₁₀alkenyl-C₁₋₁₀alkyl, -C₂₋₁₀alkynyl-C₁₋₁₀alkyl, -C₂₋₁₀alkenylaryl, -C₂₋₁₀alkenylhetaryl, -C₂₋₁₀alkenylheteroalkyl, -C₂₋₁₀alkenylheterocyclyl, -C₂₋₁₀alkenyl-C₃₋₈cycloalkyl, -C₂₋₁₀alkynyl-C₃₋₈cycloalkyl, -C₂₋₁₀alkynylaryl, -C₂₋₁₀alkynylhetaryl, -C₂₋₁₀alkynylheteroalkyl, -C₂₋₁₀alkynylheterocyclyl, -C₂₋₁₀alkynyl-C₃₋₈cycloalkyl, -C₂₋₁₀alkenyl, -C₁₋₁₀alkoxy-C₁₋₁₀alkyl, -C₁₋₁₀alkoxy-C₂₋₁₀alkenyl, -C₁₋₁₀alkoxy-C₂₋₁₀alkynyl, -heterocyclyl, -heterocyclyl-C₁₋₁₀alkyl, -heterocyclyl-C₂₋₁₀alkenyl, -heterocyclyl-C₂₋₁₀alkynyl, -aryl-C₁₋₁₀alkyl, -aryl-C₂₋₁₀alkenyl, -aryl-C₂₋₁₀alkynyl, -aryl-heterocyclyl, -hetaryl-C₁₋₁₀alkyl, -hetaryl-C₂₋₁₀alkenyl, -hetaryl-C₂₋₁₀alkynyl, -hetaryl-C₃₋₈cycloalkyl, -heteroalkyl, -hetaryl-heteroalkyl, -hetaryl-heterocyclyl, or -alkoxy, wherein each of said aryl or heteroaryl moieties is unsubstituted or is substituted with one or more independent halo, -OH, -R³¹, -CF₃, -OCF₃, -OR³¹, -NR³¹R³², -NR³⁴R³⁵, -C(O)R³¹, -CO₂R³¹, -C(=O)NR³¹R³², -C(=O)NNR³⁴R³⁵, -NO₂, -CN, -S(O)₀₋₂R³¹, -SO₂NR³¹R³², -SO₂NR³⁴R³⁵, -NR³¹C(=O)R³², -NR³¹C(=O)OR³², -NR³¹C(=O)NR³²R³³, -NR³¹S(O)₀₋₂R³², -C(=S)OR³¹, -C(=O)SR³¹, -NR³¹C(=NR³²)NR³³R³², -NR³¹C(=NR³²)OR³³, -NR³¹C(=NR³²)SR³³, -OC(=O)OR³³, -OC(=O)NR³¹R³², -OC(=O)SR³¹, -SC(=O)OR³¹, -P(O)OR³¹OR³², or -SC(=O)NR³¹R³² substituents, and wherein each of said alkyl, cycloalkyl, heterocyclyl, or heteroalkyl moieties is unsubstituted or substituted with one or more halo, -OH, -R³¹, -CF₃, -OCF₃, -OR³¹, -O-aryl, -NR³¹R³², -NR³⁴R³⁵, -C(O)R³¹, -CO₂R³¹, -C(=O)NNR³⁴R³⁵, -C(=O)NR³¹R³², SO₂NR³¹R³², or -SO₂NR³⁴R³⁵ substituents; or R³ and R⁴ are independently -OH, -R³¹, -CF₃, -OCF₃, -OR³¹, -NR³¹R³², -NR³⁴R³⁵, -C(O)R³¹, -CO₂R³¹, -C(=O)NNR³⁴R³⁵, -C(=O)NR³¹R³², SO₂NR³¹R³², or -SO₂NR³⁴R³⁵ substituents; or R³ and R⁴ are independently -OH, -R³¹, -CF₃, -OCF₃, -OR³¹, -NR³¹R³², -NR³⁴R³⁵, -C(O)R³¹, -CO₂R³¹, -C(=O)NNR³⁴R³⁵, -C(=O)NR³¹R³², SO₂NR³¹R³², -SO₂NR³⁴R³⁵, -NR³¹C(=O)R³², -NR³¹C(=O)OR³², -NR³¹C(=O)NR³²R³³, -NR³¹S(O)₀₋₂R³², -C(=S)OR³¹, -C(=O)SR³¹, -NR³¹C(=NR³²)NR³³R³², -NR³¹C(=NR³²)OR³³, -NR³¹C(=NR³²)SR³³, -OC(=O)OR³³, -OC(=O)NR³¹R³², -OC(=O)SR³¹, -SC(=O)OR³¹, -P(O)OR³¹OR³², or -SC(=O)NR³¹R³²;

[00150] R² is hydrogen, bicyclic aryl, substituted monocyclic aryl, heteroaryl, C₁₋₄alkyl, C₁₋₁₀alkyl, C₃₋₈cycloalkyl, -C₁₋₁₀alkyl-C₃₋₈cycloalkyl, -C₃₋₈cycloalkyl-C₁₋₁₀alkyl, -C₃₋₈cycloalkyl-C₂₋₁₀alkenyl, -C₃₋₈cycloalkyl-C₂₋₁₀alkynyl, -C₂₋₁₀alkyl-monocyclic aryl, -monocyclic aryl-C₂₋₁₀alkyl, -C₁₋₁₀alkylbicycloaryl, -bicycloaryl-C₁₋₁₀alkyl, -substituted C₁₋₁₀alkylaryl, -substituted aryl-C₁₋₁₀alkyl, -C₁₋₁₀alkylheteroaryl, -C₁₋₁₀alkylheterocyclyl, -C₂₋₁₀alkenyl, C₂₋₁₀alkynyl, -C₂₋₁₀alkenylaryl, -C₂₋₁₀alkenylhetaryl, -C₂₋₁₀alkenylheteroalkyl, -C₂₋₁₀alkenylheterocyclyl, -C₂₋₁₀alkynylaryl, -C₂₋₁₀alkynylhetaryl, -C₂₋₁₀alkynylheteroalkyl, -C₂₋₁₀alkynylheterocyclyl, -C₂₋₁₀alkenyl-C₃₋₈cycloalkyl, -C₂₋₁₀alkynyl-C₃₋₈cycloalkenyl, -C₁₋₁₀alkoxy C₁₋₁₀alkyl, -C₁₋₁₀alkoxyC₂₋₁₀alkenyl, -C₁₋₁₀alkoxyC₂₋₁₀alkynyl, -heterocyclyl, -heteroalkyl, -heterocyclyl C₁₋₁₀alkyl, -heterocyclylC₂₋₁₀alkenyl, -heterocyclyl-C₂₋₁₀alkynyl, -aryl-C₂₋₁₀alkenyl, -aryl-C₂₋₁₀alkynyl, -aryl-heterocyclyl, -hetaryl-C₁₋₁₀alkyl, -heteroaryl-C₂₋₁₀alkenyl, -heteroaryl-C₂₋₁₀alkynyl, -heteroaryl-C₃₋₈cycloalkyl, -heteroaryl-heteroalkyl, -heteroaryl-heterocyclyl, -alkyl-substituted monocyclic aryl, heterocyclyl, -cycloalkyl-heterocyclyl, or -heterocyclyl-heterocyclyl; wherein each of said bicyclic aryl or heteroaryl moieties is unsubstituted or substituted, and further wherein said substituted monocyclic aryl, substituted bicyclic aryl or substituted heteroaryl is substituted with one or more independent halo, -OH, -R³¹, -CF₃, -OCF₃, -OR³¹, -NR³¹R³², -NR³⁴R³⁵, -C(O)R³¹, -CO₂R³¹, -C(=O)NR³¹R³², -C(=O)NNR³⁴R³⁵, -NO₂, -CN, -S(O)₀₋₂R³¹, -SO₂NR³¹R³², -SO₂NR³⁴R³⁵, -NR³¹C(=O)R³², -NR³¹C(=O)OR³², -NR³¹C(=O)NR³²R³³, -NR³¹S(O)₀₋₂R³², -C(=S)OR³¹, -C(=O)SR³¹, -NR³¹C(=NR³²)NR³³R³², -NR³¹C(=NR³²)OR³³, -NR³¹C(=NR³²)SR³³, -OC(=O)OR³³, -OC(=O)NR³¹R³², -OC(=O)SR³¹, -SC(=O)OR³¹, -P(O)OR³¹OR³², or -SC(=O)NR³¹R³² substituents, and wherein each of said alkyl, cycloalkyl, heterocyclyl, or heteroalkyl moieties is unsubstituted or substituted with one or more halo, -OH, -R³¹, -CF₃, -OCF₃, -OR³¹, -O-aryl, -NR³¹R³², -NR³⁴R³⁵, -C(O)R³¹, -CO₂R³¹, -C(=O)NNR³⁴R³⁵, or -C(=O)NR³¹R³² substituents;

[00151] R⁶ and R⁷ are each independently hydrogen, C₁₋₁₀alkyl, C₂₋₁₀alkenyl, aryl, heteroaryl, heterocyclyl or C₃₋₁₀cycloalkyl, each of which except for hydrogen is unsubstituted or substituted by one or more independent R⁸ substituents.

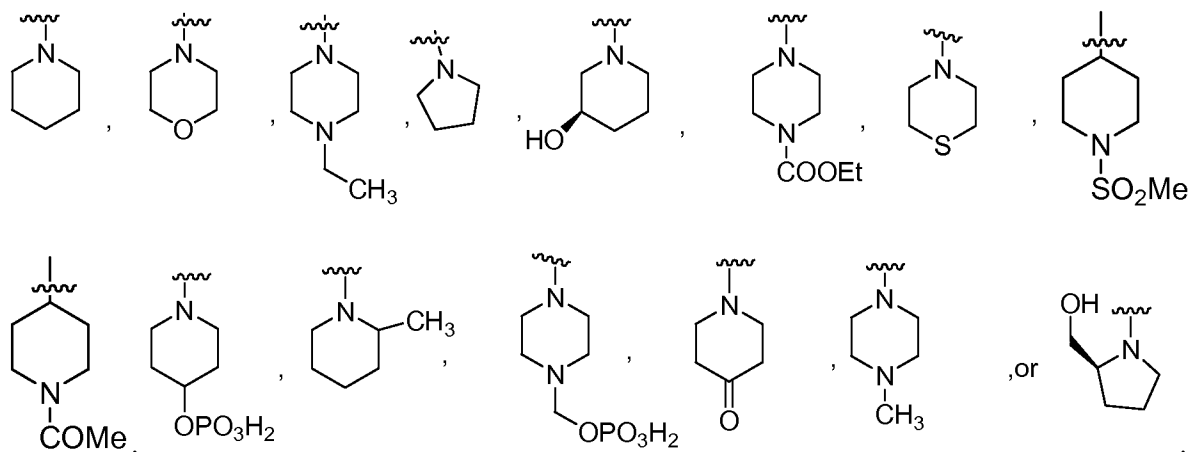
[00152] R⁸ is halo, -OR³¹, -SH, NH₂, -NR³⁴R³⁵, -NR³¹R³², -CO₂R³¹, -CO₂aryl -C(=O)NR³¹R³², C(=O)NR³⁴R³⁵, -NO₂, -CN, -S(O)₀₋₂C₁₋₁₀alkyl, -S(O)₀₋₂aryl, -SO₂NR³⁴R³⁵, -SO₂NR³¹R³², alkyl, cycloalkyl, alkenyl, or alkynyl; or R⁸ is -aryl-alkyl, -aryl-alkenyl, -aryl-alkynyl, -heteroaryl-alkyl, -heteroaryl-alkenyl, -hetaryl-alkynyl, each of which is unsubstituted or substituted with one or more independent halo, cyano, nitro, -Oalkyl, alkyl, alkenyl, alkynyl, haloalkyl, haloalkenyl, haloalkynyl, -COOH, -C(=O)NR³¹R³², -C(=O)NR³⁴R³⁵, -SO₂NR³⁴R³⁵, -SO₂NR³¹R³², -NR³¹R³², or -NR³⁴R³⁵ substituents;

[00153] R³¹, R³², and R³³, in each instance, are H or unsubstituted or substituted C₁₋₁₀alkyl with one or more aryl, heteroalkyl, heterocyclyl, or hetaryl substituents, wherein each of said alkyl, aryl, heteroalkyl, heterocyclyl, or hetaryl groups is unsubstituted or substituted with one or more halo, -OH, -C₁₋₁₀alkyl, -CF₃, -O-aryl, -OCF₃, -OC₁₋₁₀alkyl, -NH₂, -N(C₁₋₁₀alkyl)(C₁₋₁₀alkyl), -NH(C₁₋₁₀alkyl), -NH(aryl), -NR³⁴R³⁵, -C(O)(C₁₋₁₀alkyl), -C(O)(C₁₋₁₀alkyl-aryl), -C(O)(aryl), -CO₂-C₁₋₁₀alkyl, -CO₂-C₁₋₁₀alkylaryl, -CO₂-aryl, -C(=O)N(C₁₋₁₀alkyl)(C₁₋₁₀alkyl), -C(=O)NH(C₁₋₁₀alkyl), -C(=O)NR³⁴R³⁵, -C(=O)NH₂, -OCF₃, -O(C₁₋₁₀alkyl), -O-aryl, -N(aryl)(C₁₋₁₀alkyl), -NO₂, -CN, -S(O)₀₋₂C₁₋₁₀alkyl, -S(O)₀₋₂C₁₋₁₀alkylaryl, -S(O)₀₋₂aryl, -SO₂N(aryl), -SO₂N(C₁₋₁₀alkyl)(C₁₋₁₀alkyl), -SO₂NH(C₁₋₁₀alkyl) or -SO₂NR³⁴R³⁵ substituents;

[00154] R³⁴ and R³⁵ in -NR³⁴R³⁵, -C(=O)NNR³⁴R³⁵, or -SO₂NR³⁴R³⁵, are taken together with the nitrogen atom to which they are attached to form a 3-10 membered saturated or unsaturated ring; wherein said ring in each instance is unsubstituted or substituted by one or more -NR³¹R³², hydroxyl, halogen, oxo, aryl, hetaryl, C₁₋₆alkyl, O-aryl,

C(O)R³¹, or S(O)₀₋₂R³¹ substituents, and wherein said 3-10 membered saturated or unsaturated ring in each instance includes 0, 1, or 2 more heteroatoms other than the nitrogen.

[00155] Some non-limiting examples of the cyclic moiety formed by R³⁴ and R³⁵ in -NR³⁴R³⁵, -C(=O)NNR³⁴R³⁵, or -SO₂NR³⁴R³⁵, being taken together with the nitrogen to which R³⁴ and R³⁵ are attached, include one of the following:



[00156] In some embodiments, for the compounds of Formula I, R₁ is H or -L-(unsubstituted or-substituted C₁₋₁₀alkyl), wherein alkyl includes but is not limited to CH₃, -CH₂CH₃, n-propyl, isopropyl, n-butyl, tert-butyl, sec-butyl, pentyl, hexyl, and heptyl. In some embodiments, L- is absent, and R₁ includes but is not limited to methyl, trifluoromethyl, isopropyl, tert-butyl, sec-butyl, or 2-(morpholinyl)ethyl. When R₁ is -C(O)alkyl, non-limiting exemplary R₁ include acetyl, propionyl, and 3-(piperazinyl)propionyl. In other embodiments, R₁ is -C(O)O-alkyl, including but not limited to -COOCH₃, -COOCH₂C₆H₆, and -COO-*t*-butyl. R₁ is also -C(O)NR³¹-alkyl, including but not limited to -C(O)NHMe, -C(O)N(Et)₂-C(O)NH(isopropyl), and -C(O)NH(ethyl). In other embodiments, R₁ is -S-alkyl (including but not limited to -S(ethyl), -S(iso-propyl), -S(iso-butyl) and -S(*n*-pentyl)), -S(O)alkyl (including but not limited to -S(O)-ethyl and -S(O)-methyl), and -S(O)₂alkyl (including but not limited to methyl sulfonyl, n-butylsulfonyl, and ethylsulfonyl). Alternatively, R₁ is -S(O)₂NR³¹-(alkyl), wherein non limiting examples are -S(O)₂NHMe., -S(O)₂N(Me)(butyl), and -S(O)₂N(iso-propyl)(ethyl). The invention also provides compounds wherein R₁ is -N(R³¹)C(O)-alkyl (including but not limited to -NHC(O)CH₂(morpholinyl), -NHC(O)CH₂(piperidin-1-yl), and -NHC(O)CH₂CH₂(cyclopropyl)) or -NR³¹-alkyl (including -NH CH₂CH₂ (4-N-methyl-piperazinyl), -NH CH₂CH₂(morpholinyl), and -NH CH₂CH₂CH(CH₃)₂).

[00157] Other compounds are provided wherein R₁ is -L- (unsubstituted or substituted C₃-C₈cycloalkyl) (which includes but is not limited to cyclopropyl, cyclobutyl, cyclopentyl, and cyclohexyl). In some embodiments, L is absent and R₁ includes but is not limited to cyclopropyl, cyclobutyl, 3-hydroxy cyclobut-1-yl, and 4-morpholinyl cyclohex-1-yl. In other embodiments, R₁ is -C(O)-cycloalkyl, which includes but is not limited to -C(O)-cyclopropyl, -C(O)-cyclopentyl, and -C(O)-(4-diethylamino)cyclohexyl. R₁ may also be -C(O)O-cycloalkyl (including but not limited to -COO-cyclopropyl, -COO-*tert*-butyl, and -COO-cyclohexyl) or -C(O)NR³¹ (including but not limited to -C(O)NH-cyclopropyl, -C(O)N(Me)-cyclobutyl, and -C(O)N(Et)-(4-morpholinyl)cyclohexyl). In some other embodiments, R₁ is -S-cycloalkyl (including but not limited to -S-cyclobutyl, -S-(3-methyl)cyclopentyl, and -S-(4-(4'-N-Me)piperazinyl)cyclohexyl), -S(O)cycloalkyl (including but not limited to -S(O)-cyclobutyl and -S(O)-cyclopentyl), or -S(O)₂-cycloalkyl (including but not limited to -S(O)₂-cyclobutyl, -S(O)₂-(3-Cl)cyclopentyl, -S(O)₂-(4-imidazolyl)cyclohexyl). Alternatively, R₁ is -S(O)₂NR³¹-cycloalkyl, wherein nonlimiting examples include

-S(O)₂NH-cyclopropyl, -S(O)₂N(Me) - (3-azetidiny)cyclobut-1-yl, and -S(O)₂NH- (2-methyl)cyclohex-1-yl. The invention also provides compounds wherein R₁ is N(R³¹)C(O) -cycloalkyl (including but not limited to -N(H)C(O) -cyclobutyl, -N(Me)C(O) -cyclopentyl, and N(H)C(O) - (4-methoxy cyclohex-1-yl) or -NR³¹-cycloalkyl (exemplary nonlimiting -NR³¹-cycloalkyl include -NHcyclopropyl, N(Me) -cyclobutyl, and NH-(3-Cl-cyclopent-1-yl).

[00158] Additionally, R₁ can be -L- C₁₋₁₀alkyl - C₃₋₈cycloalkyl, wherein C₁₋₁₀alkyl is unsubstituted or-substituted C₁₋₁₀alkyl. Alkyl includes but is not limited to CH₃, -CH₂CH₃, n-propyl, isopropyl, *n*- butyl, *tert*- butyl, *sec*-butyl, pentyl, hexyl, and heptyl. C₃₋₈cycloalkyl is unsubstituted or substituted C₃₋₈cycloalkyl, wherein C₃₋₈cycloalkyl includes but is not limited to cyclopropyl, cyclobutyl, cyclopentyl, and cyclohexyl. In some embodiments, R₁ is C₁₋₁₀alkyl - C₃₋₈cycloalkyl, Non-limiting examples of R₁ C₁₋₁₀alkyl - C₃₋₈cycloalkyl include - CH₂cyclopropyl, - (3-cyclopentyl)prop-1-yl, and -(4-(3-Cl-cyclohex-1-yl)butyl. R₁ is also -C(O) -alkylcycloalkyl (non-limiting examples include -C(O)methylcyclobutyl, -C(O)ethylcyclopropyl, and -C(O)(3-(4-morpholinyl)cyclohex-1-yl)propyl) or -C(O)O-cycloalkyl (including but not limited to -C(O)O-cyclobutyl, -C(O)O(3, 5- dimethyl)cyclohexyl, and -C(O)O(3-Cl)-cyclopentyl. In some other embodiments, R₁ is -C(O) NR³¹-alkyl -cycloalkyl, wherein nonlimiting examples include -C(O) NH-CH₂-cyclobutyl, -C(O)NH- (2-(cyclopent-1-yl)ethyl), and -C(O)NH-(3-(4-diethylaminocyclohex-1-yl)propyl. In yet other embodiments, R₁ is -S-alkyl -cycloalkyl (including but not limited to -SCH₂cyclopropyl, -SCH₂CH₂(3-morpholinyl)cyclobutyl, and -SCH₂CH₂(4-methoxy)cyclohexyl), -S(O)-alkyl -cycloalkyl (non-limiting examples including -S(O)CH₂cyclobutyl and -S(O)CH₂cyclohexyl), or -S(O)₂ alkyl -cycloalkyl (including but not limited to -S(O)₂CH₂cyclopropyl, -S(O)₂CH₂CH₂(4-(4'-N Me piperazinyl cyclohex-1-yl)). Alternatively, R₁ is -N(R³¹)C(O) -alkyl -cycloalkyl (including but not limited to -N(Me)C(O) -CH₂cyclopropyl, -NHC(O)CH₂CH₂- (3-CN)cyclopent-1-yl, and -N(H)C(O) -CH₂(4-(4N-piperidinyl)cyclohexyl) or -NR³¹alkyl -cycloalkyl (nonlimiting examples include -NHCH₂ cyclopropyl, -N(Me) CH₂cyclopentyl, and -NHCH₂CH₂(4-morpholinyl)cyclohex-1-yl).

[00159] In other embodiments, R₁ is -L -(unsubstituted or substituted aryl), including but not limited to monocyclic or bicyclic aryl. When L is absent, R₁ is -aryl, wherein nonlimiting examples include -phenyl, 3-methoxyphenyl, and 3-(4-N'-Me piperazinyl)phenyl. In other embodiments, R₁ is -C(O)-aryl (including benzoyl, 3-(2- morpholinyl methyl)phenyl, and 4- diethylaminomethyl phenyl) or -C(O)O-aryl (including carboxyphenyl). R₁ is also -C(O)NR³¹-aryl, including but not limited to -C(O)NH-phenyl, -C(O) NH(3-(4-N'-Me piperazinyl))phenyl, and -C(O) NMe 3, 5-dimethoxyphenyl. In some other embodiments, R₁ is -S-aryl (including but not limited to -S-phenyl), -S(O)-aryl (including but not limited to -S(O) -phenyl) , or -S(O)₂-aryl(including but not limited to -S(O)₂-phenyl, -S(O)₂- ((3-(4-N'-Me piperazinyl))phenyl, and -S(O)₂- (4-chloro)phenyl.

[00160] The invention also provides compounds wherein R₁ is -L- (unsubstituted or substituted heteroaryl), wherein heteroaryl includes but is not limited to monocyclic and bicyclic heteroaryl. Monocyclic heteroaryl R₁ includes but is not limited to pyrrolyl, thienyl, furyl, pyridinyl, pyranal, imidazolyl, thiazolyl, pyrazolyl, and oxazolyl. Bicyclic heteroaryl R₁ includes but is not limited to benzothiofenyl, benzofuryl, indolyl, quinolinyl, isoquinolinyl, benzimidazolyl, benzoxazolyl, benzothiazolyl, quinazolinyl, azaindolyl, pyrazolopyrimidinyl, and purinyl. In some embodiments, -L is absent, and R₁ is heteroaryl (including but not limited to thiazolyl, oxazolyl, imidazolyl, thiazolyl, pyridinyl, pyrimidinyl, pyrrolyl, and 4-morpholinylmethyl-pyridin-2-yl, and 3-(4N- Me piperazinyl)pyridin-2-yl). In other embodiments, R₁ is -C(O) -heteroaryl (including but not limited to -C(O) -pyridinyl, -C(O) -thiazolyl, and -C(O) 3-(4N- Me piperazinyl)pyridin-2-yl) or -C(O)O-heteroaryl (including but not limited to -COO-pyridinyl). R₁ may also be -C(O) NR³¹-heteroaryl, non-limiting examples including -C(O) NH- (4-

morpholinylmethyl)-pyridin-2-yl, -C(O)N(Me) -thiazolyl, and -C(O)NH- (3-(4N- Me piperazinyl)pyridin-2-yl)). In yet other embodiments, R₁ is -S-heteroaryl (including but not limited to -S-pyridinyl), -S(O) -heteroaryl (including but not limited to -S(O) -pyrimidinyl), or -S(O)₂-heteroaryl (exemplary R₁ include, without limitation, -S(O)₂-pyridinyl, -S(O)₂-imidazolyl, and S(O)₂- (3-(4N- Me piperazinyl)pyridin-2-yl)). In some other embodiments, R₁ is -S(O)₂NR³¹-heteroaryl (including but not limited to --S(O)₂NH-pyridinyl, -S(O)₂N(Me) -thiazolyl, and -S(O)₂NH- (3-(4N- Me piperazinyl)pyridin-2-yl)). Alternatively, R₁ is -N(R³¹)C(O) -heteroaryl (including but not limited to -N(H)C(O) -pyridinyl, -N(Me)C(O) -oxazolyl, and -N(R³¹)C(O)-(3-(4N- Me piperazinyl)pyridin-2-yl)), or -NR³¹-heteroaryl (including but not limited to -NH-pyridinyl, -N(Me)-thiazolyl, and -NH- (3-(4N- Me piperazinyl)pyridin-2-yl)).

[00161] In yet other embodiments, R₁ is -L-alkylaryl, -L- alkylheteroaryl, or-L- alkylheterocyclyl, wherein alkyl, aryl, heteroaryl and heterocyclyl are as described herein. Each of alkyl, aryl, heteroaryl and heterocyclyl is unsubstituted or substituted. In some embodiments L is absent and R₁ is -alkylaryl (including but not limited to benzyl, ethylphenyl, and (3-(4N- Me piperazinyl)phenyl), -alkylheteroaryl (including but not limited to -CH₂pyridin-2-yl, -CH₂pyrrolyl, and -CH₂(3-(4N- Me piperazinyl)pyridinyl), or -alkylheterocyclyl (including but not limited to -CH₂CH₂morpholinyl, -CH₂CH₂-(4N- Me) piperazinyl, -CH₂morpholinyl, and -CH₂CH₂azetidyl). In other embodiments, R₁ is -C(O) -aryl (including but not limited to -C(O) -benzyl and -C(O) - (3-(4N- Me piperazinyl)phenyl), -C(O) -alkylheteroaryl (including but not limited to -C(O)CH₂-pyridin-2-yl, and -C(O)CH₂-pyrrolyl), or -C(O) -alkylheterocyclyl (including but not limited to - C(O) -CH₂CH₂morpholinyl, -C(O) -CH₂CH₂(4N- Me) piperazinyl, - C(O) -CH₂-morpholinyl, and - C(O) -CH₂CH₂-azetidyl). Additionally, R₁ is -C(O)O-alkylaryl (including but not limited to -C(O)O-CH₂C₆H₆), -C(O)O -alkylheteroaryl (including but not limited to -CH₂-pyridin-2-yl), or -C(O)O-alkylheterocyclyl (including but not limited to -C(O)OCH₂CH₂- (4N- Me) piperazinyl). In some other embodiments, R₁ is -C(O) NR³¹-alkylaryl (including but not limited to C(O)NH CH₂C₆H₆), --C(O)NR³¹-alkylheteroaryl (including but not limited to -C(O)NHCH₂-pyridin-2-yl, -C(O)NHCH₂-pyrrolyl, and --C(O)NHCH₂- (3-(4N- Me piperazinyl)pyridinyl), or -C(O)NR³¹-alkylheterocyclyl (not limiting examples include -C(O)NHCH₂CH₂-morpholinyl, -C(O)NHCH₂CH₂- (4N- Me) piperazinyl, -C(O)NHCH₂- (4N- SO₂Me) piperazinyl - C(O)NHCH₂-morpholinyl, and -C(O)NHCH₂CH₂-azetidyl. R₁ may also be -S-alkylaryl (including but not limited to -S-CH₂C₆H₆), -S -alkylheteroaryl (including but not limited to -SCH₂pyridin-2-yl), or -Salkylheterocyclyl (including but not limited to -SCH₂CH₂-morpholinyl, -SCH₂CH₂- (4N- Me) piperazinyl, and -SCH₂- (4N- SO₂Me) piperazinyl). In a different embodiment, R₁ is -S(O) -alkylaryl (including but not limited to -S(O)CH₂C₆H₆), - S(O) -alkylheteroaryl (including but not limited to - S(O)CH₂-pyridin-2-yl), or -S(O) -alkylheterocyclyl (including but not limited to -S(O)CH₂CH₂-morpholinyl, - S(O)CH₂CH₂- (4N- Me) piperazinyl, and -S(O)CH₂- (4N- SO₂Me) piperazinyl). In a further embodiment, R₁ is -S(O)₂-alkylaryl (including but not limited to - S(O)₂CH₂C₆H₆, and - S(O)₂- (3-(4N- Me) piperazinyl)CH₂C₆H₆), - S(O)₂-alkylheteroaryl (including but not limited to - S(O)₂CH₂CH₂-morpholinyl, - S(O)₂CH₂CH₂- (4N- Me) piperazinyl, and -S(O)₂CH₂- (4N- SO₂Me) piperazinyl), or -S(O)₂-alkylheterocyclyl (including but not limited to - S(O)₂CH₂CH₂-morpholinyl, - S(O)₂CH₂CH₂- (4N- Me) piperazinyl, and - S(O)₂CH₂- (4N- SO₂Me) piperazinyl). Alternatively, R₁ is -S(O)₂NR³¹-alkylaryl (including but not limited to -S(O)₂NHCH₂C₆H₆), -S(O)₂NR³¹-alkylheteroaryl (including but not limited to -S(O)₂NHCH₂-pyridin-2-yl), or --S(O)₂NR³¹-alkylheterocyclyl (including but not limited to -S(O)₂NHCH₂CH₂-morpholinyl, -S(O)₂NHCH₂CH₂- (4N- Me) piperazinyl, and -S(O)₂NHCH₂- (4N- SO₂Me) piperazinyl). In some other embodiments, R₁ is -N(R³¹)C(O) -alkylaryl (including but not limited to -N(Me)C(O)CH₂C₆H₆, and -NHC(O) - (3-(4N- Me) piperazinyl)CH₂C₆H₆), -N(R³¹)C(O) -alkylheteroaryl (including but not limited to NHC(O)CH₂-pyridin-2-yl), or -N(R³¹)C(O) -

alkylheterocyclyl (non-limiting examples include -N(HC(O)CH₂CH₂-morpholinyl, -N(HC(O)CH₂CH₂- (4N- Me) piperazinyl, and -N(HC(O)CH₂- (4N- SO₂Me) piperazinyl). In addition, the invention provides for compounds wherein R₁ is -NR³¹-alkylaryl (ncluding but not limited to -NMeCH₂C₆H₆), -NR³¹-alkylheteroaryl (non-limiting examples include -NHCH₂-pyridin-2-yl), or- NR³¹ -alkylheterocyclyl (including but not limited to -NH CH₂CH₂-morpholinyl, -NMeCH₂CH₂- (4N- Me) piperazinyl, and -NHCH₂- (4N- SO₂Me) piperazinyl).

[00162] R₁ can also be -L- (unsubstituted or substituted alkenyl) or -L-(unsubstituted or substituted alkynyl). C₂-C₁₀alkenyl includes but is not limited to for example, vinyl, allyl, 1-methyl propen-1-yl, butenyl, or pentenyl, and C₂-C₁₀alkynyl includes but is not limited to acetylenyl, propargyl, butynyl, or pentynyl). In some embodiments, L is absent and R₁ is alkenyl (including but not limited to vinyl, allyl, 1-methyl propen-1-yl, butenyl, or pentenyl) or alkynyl (including but not limited to acetylenyl, 3-cyclopropyl proparg-1-yl, butynyl, or pentynyl). In other embodiments, R₁ is -C(O)-alkenyl (including but not limited to -C(O)CH₂CH(CH₃)CH=CH₂), or -C(O)alkynyl (including but not limited to -C(O)CH₂ C≡CH and -C(O)CH₂CH(CH₃)C≡CH). R₁ may also be -C(O)O -alkenyl (including but not limited to -C(O)OCH₂CH(CH₃)CH=CH₂), or -C(O)O-alkynyl (including but not limited to -C(O)OCH₂ C≡CH and -C(O)OCH₂CH(CH₃)C≡CH). In some other embodiments, R₁ is C(O)NR³¹-alkenyl (including but not limited to -C(O)NHCH₂CH(CH₃)CH=CH₂), or C(O) NR³¹-alkynyl (including but not limited to -C(O)NHCH₂ C≡CH and -C(O)NHCH₂CH(CH₃)C≡CH). Additionally, R₁ is -S-alkenyl (including but not limited to -SCH₂CH(CH₃)CH=CH₂), -S(O) -alkenyl (including but not limited to -S(O)CH₂CH(CH₃)CH=CH₂), -S(O)₂-alkenyl (including but not limited to -S(O)₂CH₂CH(CH₃)CH=CH₂), -S-alkynyl (including but not limited to -SCH₂ C≡CH and -SCH₂CH(CH₃)C≡CH), -S(O) -alkynyl (including but not limited to -S(O)CH₂ C≡CH and -S(O)CH₂CH(CH₃)C≡CH), or -S(O)₂-alkynyl (including but not limited to -S(O)₂CH₂ C≡CH and -S(O)₂CH₂CH(CH₃)C≡CH). In yet other embodiments, R₁ is -S(O)₂NR³¹-alkenyl (including but not limited to -S(O)₂NHCH₂CH(CH₃)CH=CH₂), or -S(O)₂NR³¹-alkynyl (including but not limited to -S(O)₂NHCH₂ C≡CH and -S(O)₂NHCH₂CH(CH₃)C≡CH). R₁ may also be -N(R³¹)C(O)-alkenyl (including but not limited to -N(Me)C(O)CH₂CH(CH₃)CH=CH₂), -NR³¹-alkenyl (including but not limited to -NHCH₂CH(CH₃)CH=CH₂), N(R³¹)C(O) -alkynyl (including but not limited to -(including but not limited to -N(Me)C(O)CH₂ C≡CH and -NHC(O)CH₂CH(CH₃)C≡CH), or -NR³¹-alkynyl (including but not limited to -NHCH₂ C≡CH and -NHCH₂CH(CH₃)C≡CH).

[00163] R₁ can also be -L-alkenyl-cycloalkyl or -L-alkynyl-cycloalkyl, wherein alkenyl, alkynyl, and cycloalkyl are as described herein. In some embodiments, L is absent and R₁ is -alkenyl- cycloalkyl (including but not limited to -CH₂CH=CH(cyclopropyl)) or -alkynyl-cycloalkyl (non-limiting examples include -CH₂ C≡C(cyclopropyl), -CH₂ C≡C(cyclobutyl), and -CH₂ C≡C(3-(4N- Me) piperazinylcyclobutyl)). In other embodiments, R₁ is -C(O) -alkenyl-cycloalkyl (including but not limited to -C(O)CH₂CH=CH(cyclopropyl))or C(O) -alkynyl-cycloalkyl (nonlimiting examples include -C(O)CH₂ C≡C(cyclopropyl), -C(O)CH₂ C≡C- (cyclobutyl), and -C(O)CH₂ C≡C- (3-(4N- Me) piperazinylcyclobutyl)). In some other embodiments, R₁ is -C(O)O -alkenyl-cycloalkyl (including but not limited to -C(O)OCH₂CH=CH- (cyclopropyl))or C(O)O-alkynyl-cycloalkyl (nonlimiting examples include -C(O)OCH₂ C≡C- (cyclopropyl), -C(O)OCH₂ C≡C- (cyclobutyl), and -C(O)OCH₂ C≡C- (3-(4N- Me) piperazinylcyclobutyl)). In yet other embodiments, R₁ is -C(O) NR³¹-alkenyl-cycloalkyl (including but not limited to -C(O)NHCH₂CH=CH- (cyclopropyl))or -C(O) NR³¹-alkynyl-cycloalkyl (nonlimiting examples include -C(O) NHCH₂ C≡C- (cyclopropyl), -C(O)NMeCH₂ C≡C- (cyclobutyl), and -C(O)NHCH₂ C≡C-3-(4N- Me) piperazinylcyclobutyl)). In other embodiments, R₁ is -S-alkenyl-cycloalkyl

(including but not limited to $-\text{SCH}_2\text{CH}=\text{CH}(\text{cyclopropyl})$), $-\text{S}(\text{O})$ -alkenyl-cycloalkyl (including but not limited to $-\text{S}(\text{O})\text{CH}_2\text{CH}=\text{CH}(\text{cyclopropyl})$), $-\text{S}(\text{O})_2$ -alkenyl-cycloalkyl (including but not limited to $-\text{S}(\text{O})_2\text{CH}_2\text{CH}=\text{CH}(\text{cyclopropyl})$), $-\text{S}$ -alkynyl-cycloalkyl (nonlimiting examples include $-\text{SCH}_2\text{C}\equiv\text{C}(\text{cyclopropyl})$, $-\text{SCH}_2\text{C}\equiv\text{C}(\text{cyclobutyl})$, and $-\text{SCH}_2\text{C}\equiv\text{C}(3-(4\text{N-Me})\text{piperazinylcyclobutyl})$), $-\text{S}(\text{O})$ -alkynyl-cycloalkyl (nonlimiting examples include $-\text{S}(\text{O})\text{CH}_2\text{C}\equiv\text{C}(\text{cyclopropyl})$, $-\text{S}(\text{O})\text{CH}_2\text{C}\equiv\text{C}(\text{cyclobutyl})$, and $-\text{S}(\text{O})\text{CH}_2\text{C}\equiv\text{C}(3-(4\text{N-Me})\text{piperazinylcyclobutyl})$), or $-\text{S}(\text{O})_2$ -alkynyl-cycloalkyl (nonlimiting examples include $-\text{S}(\text{O})_2\text{CH}_2\text{C}\equiv\text{C}(\text{cyclopropyl})$, $-\text{S}(\text{O})_2\text{MeCH}_2\text{C}\equiv\text{C}(\text{cyclobutyl})$, and $-\text{S}(\text{O})_2\text{CH}_2\text{C}\equiv\text{C}(3-(4\text{N-Me})\text{piperazinylcyclobutyl})$). Alternatively, R_1 is $-\text{S}(\text{O})_2\text{NR}^{31}$ -alkenyl-cycloalkyl (including but not limited to $-\text{S}(\text{O})_2\text{NHCH}_2\text{CH}=\text{CH}(\text{cyclopropyl})$), or $-\text{S}(\text{O})_2\text{NR}^{31}$ -alkynyl-cycloalkyl (nonlimiting examples include $-\text{S}(\text{O})_2\text{NHCH}_2\text{C}\equiv\text{C}(\text{cyclopropyl})$, $-\text{S}(\text{O})_2\text{NHCH}_2\text{C}\equiv\text{C}(\text{cyclobutyl})$, and $-\text{S}(\text{O})_2\text{NHCH}_2\text{C}\equiv\text{C}(3-(4\text{N-Me})\text{piperazinylcyclobutyl})$). In other embodiments, R_1 is $-\text{N}(\text{R}^{31})\text{C}(\text{O})$ -alkenyl-cycloalkyl (including but not limited to $-\text{NHC}(\text{O})\text{CH}_2\text{CH}=\text{CH}(\text{cyclopropyl})$), $-\text{NR}^{31}$ -alkenyl-cycloalkyl (including but not limited to $-\text{NHCH}_2\text{CH}=\text{CH}(\text{cyclopropyl})$), $-\text{N}(\text{R}^{31})\text{C}(\text{O})$ -alkynyl-cycloalkyl (nonlimiting examples include $-\text{NHC}(\text{O})\text{CH}_2\text{C}\equiv\text{C}(\text{cyclopropyl})$, $-\text{NHC}(\text{O})\text{CH}_2\text{C}\equiv\text{C}(\text{cyclobutyl})$, and $-\text{NHC}(\text{O})\text{CH}_2\text{C}\equiv\text{C}(3-(4\text{N-Me})\text{piperazinylcyclobutyl})$), or $-\text{NR}^{31}$ -alkynyl-cycloalkyl (nonlimiting examples include $-\text{NHCH}_2\text{C}\equiv\text{C}(\text{cyclopropyl})$, $-\text{NMeCH}_2\text{C}\equiv\text{C}(\text{cyclobutyl})$, and $-\text{NHCH}_2\text{C}\equiv\text{C}(3-(4\text{N-Me})\text{piperazinylcyclobutyl})$).

[00164] Additionally, R_1 can be $-\text{L}$ - (unsubstituted or substituted heteroalkyl), wherein heteroalkyl includes but is not limited to (non-limiting examples include ethoxymethyl, methoxymethyl, and diethylaminomethyl. In some embodiments, L is absent and R_1 is $-\text{C}(\text{O})$ heteroalkyl (including but not limited to $-\text{C}(\text{O})\text{CH}_2\text{OCH}_3$), $-\text{C}(\text{O})\text{O}$ heteroalkyl (including but not limited to $-\text{C}(\text{O})\text{OCH}_2\text{CH}_2\text{OCH}_3$), $-\text{C}(\text{O})\text{NR}^{31}$ heteroalkyl (including but not limited to $-\text{C}(\text{O})\text{NHCH}_2\text{CH}_2\text{OCH}_3$), $-\text{S}$ -heteroalkyl (including but not limited to $-\text{SCH}_2\text{CH}_2\text{OCH}_3$), $-\text{S}(\text{O})$ -heteroalkyl (including but not limited to $-\text{S}(\text{O})\text{CH}_2\text{CH}_2\text{OCH}_3$), $-\text{S}(\text{O})_2$ -heteroalkyl (including but not limited to $-\text{S}(\text{O})_2\text{CH}_2\text{CH}_2\text{OCH}_3$), $-\text{S}(\text{O})_2\text{NR}^{31}$ -heteroalkyl (including but not limited to $-\text{S}(\text{O})_2\text{NHCH}_2\text{CH}_2\text{OCH}_3$), $-\text{N}(\text{R}^{31})\text{C}(\text{O})$ -heteroalkyl (including but not limited to $-\text{NHC}(\text{O})\text{CH}_2\text{CH}_2\text{OCH}_3$) or $-\text{NR}^{31}$ -heteroalkyl (including but not limited to $-\text{N}(\text{Me})\text{CH}_2\text{CH}_2\text{OCH}_3$).

[00165] The invention also provides compounds wherein R_1 is $-\text{L}$ -heteroalkyl-aryl, $-\text{L}$ -heteroalkylheteroaryl, $-\text{L}$ -heteroalkyl-heterocyclyl, or $-\text{L}$ -heteroalkyl-cycloalkyl, wherein heteroalkyl, aryl, heteroaryl, heterocyclyl, and cycloalkyl are as described herein. In some embodiments, L is absent and R_1 is $-\text{heteroalkylaryl}$ (including but not limited to $-\text{CH}_2\text{CH}_2\text{OCH}_2\text{C}_6\text{H}_6$), $-\text{heteroalkylheteroaryl}$ (including but not limited to $-\text{CH}_2\text{CH}_2\text{OCH}_2\text{-pyridinyl}$), $-\text{heteroalkyl-heterocyclyl}$ (including but not limited to $-\text{CH}_2\text{CH}_2\text{OCH}_2\text{-piperidin-1yl}$, $-\text{CH}_2\text{CH}_2\text{OCH}_2\text{-morpholinyl}$, and $-\text{CH}_2\text{CH}_2\text{OCH}_2\text{-}(4\text{N-Me-piperazinyl})$), or $-\text{heteroalkyl-cycloalkyl}$ (including $-\text{CH}_2\text{CH}_2\text{OCH}_2(\text{cyclobutyl})$). In other embodiments, R_1 is $-\text{C}(\text{O})$ -heteroalkylaryl (including but not limited to $-\text{C}(\text{O})\text{CH}_2\text{CH}_2\text{OCH}_2\text{C}_6\text{H}_6$), $-\text{C}(\text{O})$ -heteroalkylheteroaryl (including but not limited to $-\text{C}(\text{O})\text{CH}_2\text{CH}_2\text{OCH}_2\text{pyridinyl}$), $-\text{C}(\text{O})$ heteroalkyl-heterocyclyl (including but not limited to $-\text{C}(\text{O})\text{CH}_2\text{CH}_2\text{OCH}_2\text{-piperidin-1yl}$, $-\text{C}(\text{O})\text{CH}_2\text{CH}_2\text{OCH}_2\text{-morpholinyl}$, and $-\text{C}(\text{O})\text{CH}_2\text{CH}_2\text{OCH}_2\text{-}(4\text{N-Me-piperazinyl})$), or $-\text{C}(\text{O})$ -heteroalkyl-cycloalkyl (including $-\text{C}(\text{O})\text{CH}_2\text{CH}_2\text{OCH}_2(\text{cyclobutyl})$). In other embodiments, R_1 is $-\text{C}(\text{O})\text{O}$ -heteroalkylaryl (including but not limited to $-\text{C}(\text{O})\text{OCH}_2\text{CH}_2\text{OCH}_2\text{C}_6\text{H}_6$), $-\text{C}(\text{O})\text{O}$ -heteroalkylheteroaryl (including but not limited to $-\text{C}(\text{O})\text{OCH}_2\text{CH}_2\text{OCH}_2\text{-pyridinyl}$), $-\text{C}(\text{O})\text{O}$ -heteroalkyl-heterocyclyl (including but not limited to $-\text{C}(\text{O})\text{OCH}_2\text{CH}_2\text{OCH}_2\text{-piperidin-1yl}$, $-\text{C}(\text{O})\text{OCH}_2\text{CH}_2\text{OCH}_2\text{-morpholinyl}$, and $-\text{C}(\text{O})\text{OCH}_2\text{CH}_2\text{OCH}_2\text{-}(4\text{N-Me-piperazinyl})$), or $-\text{C}(\text{O})\text{O}$ -heteroalkyl-cycloalkyl (including $-\text{C}(\text{O})\text{OCH}_2\text{CH}_2\text{OCH}_2(\text{cyclobutyl})$). Alternatively, R_1 is $-\text{C}(\text{O})\text{NR}^{31}$ -heteroalkylaryl

(including but not limited to -C(O)NHCH₂CH₂OCH₂C₆H₆), -C(O)NH-heteroalkylheteroaryl (including but not limited to -C(O)NHCH₂CH₂OCH₂-pyridinyl), -C(O)NH-heteroalkyl-heterocylyl (including but not limited to -C(O)NHCH₂CH₂OCH₂-piperidin-1-yl, -C(O)NHCH₂CH₂OCH₂-morpholinyl, and -C(O)NHCH₂CH₂OCH₂- (4N-Me-piperazinyl), or -C(O)NH-heteroalkyl-cycloalkyl (including -C(O)NHCH₂CH₂OCH₂- (cyclobutyl)). In other embodiments, R₁ is -S-heteroalkylaryl (including but not limited to -SCH₂CH₂OCH₂C₆H₆), -S-heteroalkylheteroaryl (including but not limited to -SCH₂CH₂OCH₂pyridinyl), -S-heteroalkyl-heterocylyl (including but not limited to -SCH₂CH₂OCH₂piperidin-1-yl, -SCH₂CH₂OCH₂morpholinyl, and -SCH₂CH₂OCH₂(4N-Me-piperazinyl), or -S-heteroalkyl-cycloalkyl (including -SCH₂CH₂OCH₂- (cyclobutyl)). In some other embodiments, R₁ is -S(O)-heteroalkylaryl (including but not limited to -S(O)CH₂CH₂OCH₂C₆H₆), -S(O)-heteroalkylheteroaryl (including but not limited to -S(O)CH₂CH₂OCH₂-pyridinyl), -S(O)-heteroalkyl-heterocylyl (including but not limited to -S(O)CH₂CH₂OCH₂-piperidin-1-yl, -S(O)CH₂CH₂OCH₂-morpholinyl, and -S(O)CH₂CH₂OCH₂- (4N-Me-piperazinyl), or -S(O)-heteroalkyl-cycloalkyl (including -S(O)CH₂CH₂OCH₂- (cyclobutyl)). In yet other embodiments, R₁ is -S(O)₂-heteroalkylaryl (including but not limited to -S(O)₂CH₂CH₂OCH₂C₆H₆), -S(O)₂-heteroalkylheteroaryl (including but not limited to -S(O)₂CH₂CH₂OCH₂-pyridinyl), -S(O)₂-heteroalkyl-heterocylyl (including but not limited to -S(O)₂CH₂CH₂OCH₂-piperidin-1-yl, -S(O)₂CH₂CH₂OCH₂-morpholinyl, and -S(O)₂CH₂CH₂OCH₂- (4N-Me-piperazinyl), or -S(O)₂-heteroalkyl-cycloalkyl (including -S(O)₂CH₂CH₂OCH₂- (cyclobutyl)). Additionally, R₁ is -S(O)₂NR³¹-heteroalkylaryl (including but not limited to -S(O)₂NHCH₂CH₂OCH₂C₆H₆), -S(O)₂NR³¹-heteroalkylheteroaryl (including but not limited to -S(O)₂NHCH₂CH₂OCH₂pyridinyl), -S(O)₂NR³¹-heteroalkyl-heterocylyl (including but not limited to -S(O)₂NH-CH₂CH₂OCH₂piperidin-1-yl, -S(O)₂NHCH₂CH₂OCH₂morpholinyl, and -S(O)₂NHCH₂CH₂OCH₂(4N-Me-piperazinyl), or -S(O)₂NR³¹-heteroalkyl-cycloalkyl (including -S(O)₂NH-CH₂CH₂OCH₂- (cyclobutyl)). In other embodiments, R₁ is -N(R³¹)C(O)-heteroalkylaryl (including but not limited to -NHC(O)CH₂CH₂OCH₂C₆H₆), -N(R³¹)C(O)-heteroalkylheteroaryl (including but not limited to -NHC(O)CH₂CH₂OCH₂-pyridinyl), -N(R³¹)C(O)-heteroalkyl-heterocylyl (including but not limited to -NHC(O)CH₂CH₂OCH₂-piperidin-1-yl, -NHC(O)CH₂CH₂OCH₂-morpholinyl, and -NHC(O)CH₂CH₂OCH₂- (4N-Me-piperazinyl), or N(R³¹)C(O)-heteroalkyl-cycloalkyl (including -NHC(O)CH₂CH₂OCH₂- (cyclobutyl)). In yet other embodiments, R₁ is -NR³¹-heteroalkylaryl (including but not limited to -NHCH₂CH₂OCH₂C₆H₆), -NR³¹-heteroalkylheteroaryl (including but not limited to -N(Me)CH₂CH₂OCH₂-pyridinyl), -NR³¹-heteroalkyl-heterocylyl (including but not limited to -NHCH₂CH₂OCH₂-piperidin-1-yl, -NHCH₂CH₂OCH₂-morpholinyl, and -NHCH₂CH₂OCH₂- (4N-Me-piperazinyl), or NR³¹-heteroalkyl-cycloalkyl (including -NHCH₂CH₂OCH₂- (cyclobutyl)).

[00166] The invention also provides compounds wherein R₁ is -L-arylalkyl or -L-heteroarylalkyl, wherein aryl, alkyl and heteroaryl are as described herein. In some embodiments, L is absent and R₁ is -arylalkyl (including but not limited to -(3-methyl) phen-1-yl, and -(4-ethyl) phenyl) or -L-heteroarylalkyl (including but not limited to -(4-(2-morpholinyl)ethyl)pyridin-2-yl and -(5-(2-morpholinyl)ethyl) pyridin-2-yl). In other embodiments, R₁ is -C(O)-arylalkyl (including but not limited to -C(O)- (3-methyl) phen-1-yl, and -C(O)- (4-ethyl)phenyl) or -C(O)-heteroarylalkyl (including but not limited to -C(O)- (4-(2-morpholinyl)ethyl) pyridin-2-yl and -C(O)-(5-(2-morpholinyl)ethyl) pyridin-2-yl). In other embodiments, R₁ is -C(O)O-arylalkyl (including but not limited to -C(O)O- (3-methyl) phen-1-yl, and -C(O)O- (4-ethyl) phenyl) or -C(O)O-heteroarylalkyl (including but not limited to -C(O)O-(4-(2-morpholinyl)ethyl) pyridin-2-yl and -C(O)O- (5-(2-morpholinyl)ethyl) pyridin-2-yl). In other embodiments, R₁ is -C(O)O-arylalkyl (including but not limited to -C(O)O- (3-methyl) phen-1-yl, and -C(O)O- (4-

ethyl) phenyl) or -C(O)O-heteroarylalkyl (including but not limited to to -C(O)O- (4-(2-morpholinyl)ethyl) pyridin-2-yl and -C(O)O- (5-(2-morpholinyl)ethyl) pyridin-2-yl). In some other embodiments, R₁ is -C(O)NR³¹-arylalkyl (including but not limited to -C(O)NH- (3-methyl) phen-1yl, and -C(O)NH- (4-ethyl) phenyl) or -C(O)NR³¹-heteroarylalkyl (including but not limited to to -C(O)NH- (4-(2-morpholinyl)ethyl) pyridin-2-yl and -C(O)NH- (5-(2-morpholinyl)ethyl) pyridin-2-yl). R₁ may also be -S-arylalkyl (including but not limited to -S-(3-methyl) phen-1yl, and -S-(4-ethyl) phenyl) or -S-heteroarylalkyl (including but not limited to to -S-(4-(2-morpholinyl)ethyl) pyridin-2-yl and -S-(5-(2-morpholinyl)ethyl) pyridin-2-yl). In other embodiments, R₁ is -S(O)-arylalkyl (including but not limited to to -S(O)-(3-methyl) phen-1yl, and -S(O)-(4-ethyl) phenyl) or -S(O)-heteroarylalkyl (including but not limited to to -S(O)-(4-(2-morpholinyl)ethyl) pyridin-2-yl and -S(O)-(5-(2-morpholinyl)ethyl) pyridin-2-yl). In yet other embodiments, R₁ is -S(O)₂-arylalkyl (including but not limited to to -S(O)₂-(3-methyl) phen-1yl, and -S(O)₂-(4-ethyl) phenyl) or -S(O)₂-heteroarylalkyl (including but not limited to to -S(O)₂-(4-(2-morpholinyl)ethyl) pyridin-2-yl and -S(O)₂-(5-(2-morpholinyl)ethyl) pyridin-2-yl). Alternatively, R₁ is -S(O)₂NR³¹-arylalkyl (including but not limited to to -S(O)₂NH- (3-methyl) phen-1yl, and -S(O)₂NH- (4-ethyl) phenyl) or -S(O)₂NR³¹-heteroarylalkyl (including but not limited to to -S(O)₂NH- (4-(2-morpholinyl)ethyl) pyridin-2-yl and -S(O)₂NH- (5-(2-morpholinyl)ethyl) pyridin-2-yl). In other embodiments, R₁ is -N(R³¹)C(O)-arylalkyl (including but not limited to to -N(Me)C(O)-(3-methyl) phen-1yl, and -NHC(O)-(4-ethyl) phenyl) or -N(R³¹)C(O)-heteroarylalkyl (including but not limited to to -N(Me)C(O)- (4-(2-morpholinyl)ethyl) pyridin-2-yl and -NHC(O)- (5-(2-morpholinyl)ethyl) pyridin-2-yl). Additionally, R₁ is -NR³¹-arylalkyl (including but not limited to to -N(Me)-(3-methyl) phen-1yl, and -NH-(4-ethyl) phenyl) or -N(R³¹)-heteroarylalkyl (including but not limited to to -N(Me)-(4-(2-morpholinyl)ethyl) pyridin-2-yl and -NH-(5-(2-morpholinyl)ethyl) pyridin-2-yl).

[00167] In some embodiments, R₁ is -L-(unsubstituted or substituted heterocyclyl) wherein heterocyclyl includes but is not limited to azetidiny, pyrrolidiny, tetrahydrofuranyl, piperidiny, tetrahydropyranyl, thiazolidiny, imidazolidiny, morpholinyl, and piperazinyl. In some embodiments, L is absent and R₁ is heterocyclyl (including but not limited to morpholinyl, thiomorpholinyl, azetidiny, pyrrolidiny, tetrahydropyranyl, piperazinyl, and 4-NMe-piperazinyl). In some embodiments, R₁ is -C(O)-heterocyclyl (including but not limited to to -C(O)-morpholinyl, -C(O)-thiomorpholinyl, -C(O)-azetidiny, -C(O)-pyrrolidin-1-yl, -C(O)-tetrahydropyran-4-yl, -C(O)-piperazin-1-yl, and -C(O)-(4-NMe-piperazin-1-yl)). In some other embodiments, R₁ is -C(O)O-heterocyclyl (including but not limited to to -C(O)O-azetidiny, -C(O)O-pyrrolidin-3-yl, -C(O)O-tetrahydropyran-4-yl, -C(O)O-piperazin-3-yl, and -C(O)O(4-NMe-piperazin-3-yl)). In yet other embodiments, R₁ is C(O)NR³¹-heterocyclyl (including but not limited to to -C(O)NH-azetidiny, -C(O)NH-pyrrolidin-3-yl, C(O)NH-tetrahydropyran-4-yl, -C(O)NH-piperazin-3-yl, and -C(O)NH(4-NMe-piperazin-3-yl)). R₁ may also be -S-heterocyclyl (including but not limited to to -S-azetidiny, -S-pyrrolidin-3-yl, S-tetrahydropyran-4-yl, -S-piperazin-3-yl, and -S(4-NMe-piperazin-3-yl)). The invention also provides compounds wherein R₁ is -S(O)-heterocyclyl (including but not limited to to -S(O)-azetidiny, -S(O)-pyrrolidin-3-yl, S(O)-tetrahydropyran-4-yl, -S(O)-piperazin-3-yl, and -S(O)-(4-NMe-piperazin-3-yl). In other embodiments, R₁ is -S(O)₂-heterocyclyl (including but not limited to to -S(O)₂-azetidiny, -S(O)₂-pyrrolidin-3-yl, S(O)₂-tetrahydropyran-4-yl, -S(O)₂-piperazin-3-yl, and -S(O)₂(4-NMe-piperazin-3-yl). In some other embodiments, R₁ is -S(O)₂NR³¹-heterocyclyl (including but not limited to to -S(O)₂NH-azetidiny, -S(O)₂NH-pyrrolidin-3-yl, S(O)₂NH-tetrahydropyran-4-yl, -S(O)₂NH-piperazin-3-yl, and -S(O)₂NH(4-NMe-piperazin-3-yl). Alternatively, R₁ is -N(R³¹)C(O)-heterocyclyl (including but not limited to to -N(Me)C(O)-azetidiny, -N(Me)C(O)-pyrrolidin-3-yl, -N(Me)C(O)-tetrahydropyran-4-yl, -N(Me)C(O)-piperazin-3-yl, and -N(Me)C(O)-(4-NMe-piperazin-3-yl). In yet other embodiments, R₁ is -NR³¹-heterocyclyl (including

but not limited to to $-N(\text{Me})$ -azetidiny, $-NH$ -pyrrolidin-3-yl, $-N(\text{Me})$ -tetrahydropyran-4-yl, $-N(\text{Me})$ piperazin-3-yl, and $-NH$ -(4-NMe-)piperazin-3-yl).

[00168] In some embodiments, each alkyl, cycloalkyl, aryl, heteroaryl, heterocyclyl, alkenyl, alkynyl, heteroalkyl, forming all or part of R_1 may be substituted by one or more R^3 . R^3 is hydrogen or halogen, such as chloro, bromo, fluoro or iodo. In other embodiments, R^3 is unsubstituted or substituted aryl (including but not limited to monocyclic or bicyclic aryl) or unsubstituted or substituted heteroaryl, including but not limited to monocyclic and bicyclic heteroaryl. Monocyclic heteroaryl R^3 includes but is not limited to pyrrolyl, thienyl, furyl, pyridinyl, pyranyl, imidazolyl, thiazolyl, pyrazolyl, and oxazolyl. Bicyclic heteroaryl R^3 includes but is not limited to benzothiophenyl, benzofuryl, indolyl, quinolinyl, isoquinolinyl, benzimidazolyl, benzoxazolyl, benzothiazolyl, quinazoliny, azaindolyl, pyrazolopyrimidinyl, and purinyl. R^3 is also unsubstituted or substituted C_{1-10} alkyl (including but not limited to CH_3 , $-\text{CH}_2\text{CH}_3$, n -propyl, isopropyl, n -butyl, *tert*-butyl, *sec*-butyl, pentyl, hexyl, and heptyl) or unsubstituted or substituted C_{3-8} cycloalkyl (including but not limited to cyclopropyl, cyclobutyl, and cyclopentyl). In other embodiments, R^3 is $-$ alkylaryl, $-$ alkyl heteroaryl, or $-$ alkylheterocyclyl. Alkyl, aryl, and heteroaryl are as described herein and the heterocyclyl is unsubstituted or substituted (non-limiting examples include pyrrolidinyl, tetrahydrofuranly, piperidinyl, tetrahydropyranyl, thiazolidinyl, imidazolidinyl, morpholinyl, and piperazinyl). For R^3 $-$ alkylaryl, $-$ alkyl heteroaryl, or $-$ alkylheterocyclyl, connection to R_1 is through the alkyl portion of the moiety. In yet other embodiments, R^3 is unsubstituted or substituted alkenyl (including but not limited to unsubstituted or substituted C_2 - C_{10} alkenyl such as, for example, vinyl, allyl, 1-methyl propen-1-yl, butenyl, or pentenyl) or unsubstituted or substituted alkynyl (including but not limited to unsubstituted or substituted C_2 - C_{10} alkynyl such as acetylenyl, propargyl, butynyl, or pentynyl). Other compounds are provided by the invention, wherein R^3 is $-$ alkenylaryl, $-$ alkenylheteroaryl, $-$ alkenylheteroalkyl, or $-$ alkenylheterocyclyl, wherein the alkenyl, aryl, heteroaryl, heteroalkyl, and heterocyclyl are as described herein. The R^3 -alkenylaryl, $-$ alkenylheteroaryl, $-$ alkenylheteroalkyl, or $-$ alkenylheterocyclyl moiety is attached to R_1 through the alkenyl portion of the moiety. In other embodiments, R^3 is $-$ alkynylaryl, $-$ alkynyl heteroaryl, $-$ alkynylheteroalkyl, $-$ alkynylheterocyclyl, $-$ alkynylcycloalkyl, or $-$ alkynylcycloalkenyl, wherein alkynyl, aryl, heteroaryl, heteroalkyl, heterocyclyl, cycloalkyl are as described herein. A R^3 -cycloalkenyl moiety is unsubstituted or substituted C_3 - C_8 cycloalkenyl (including but not limited to cyclopentenyl and cyclohexenyl). The R^3 $-$ alkynylaryl, $-$ alkynyl heteroaryl, $-$ alkynylheteroalkyl, $-$ alkynylheterocyclyl, $-$ alkynylcycloalkyl, or $-$ alkynylcycloalkenyl is attached to R_1 through the alkynyl portion of the moiety. Some nonlimiting examples include 2-cyclopropylacetylenyl and 3-(morpholinyl)proparg-1-yl. In some other embodiments, R^3 is $-$ alkoxy alkyl, $-$ alkoxyalkenyl, or $-$ alkoxyalkynyl, wherein alkoxy, alkyl, alkenyl, and alkynyl are as described herein. The R^3 $-$ alkoxy alkyl, $-$ alkoxyalkenyl, or $-$ alkoxyalkynyl is attached to R_1 through the alkoxy portion of the moiety. In yet other embodiments, R^3 is $-$ arylalkenyl, $-$ arylalkynyl, or aryl-heterocyclyl, wherein aryl, alkenyl, alkynyl or heterocyclyl is as described herein. The R^3 $-$ arylalkenyl, $-$ arylalkynyl, or aryl-heterocyclyl is attached to R_1 through the aryl portion of the moiety. Nonlimiting examples include 4-allylphen-1-yl, 2(morpholinyl)phenyl and 4-(piperidinyl)phenyl. Alternatively, R^3 is $-$ heteroaryl-alkyl, $-$ heteroaryl-alkenyl, $-$ heteroaryl-alkynyl, $-$ heteroaryl-cycloalkyl, $-$ heteroaryl-heteroalkyl, or $-$ heteroaryl-heterocyclyl, wherein heteroaryl, alkyl, alkenyl, alkynyl, cycloalkyl, heteroalkyl, and heterocyclyl are as described herein. The R^3 heteroaryl-alkyl, heteroaryl-alkenyl, heteroaryl-alkynyl, heteroaryl-cycloalkyl, heteroaryl-heteroalkyl, or heteroaryl-heterocyclyl is attached to R_1 through the heteroaryl portion of the moiety.

[00169] In some other embodiments, each aryl or heteroaryl that forms part or all of R^3 is unsubstituted or is substituted with one or more independent halo, $-\text{OH}$, $-\text{R}^{31}$, $-\text{CF}_3$, $-\text{OCF}_3$, $-\text{OR}^{31}$, $-\text{NR}^{31}\text{R}^{32}$, $-\text{NR}^{34}\text{R}^{35}$, $-\text{C}(\text{O})\text{R}^{31}$, $-$

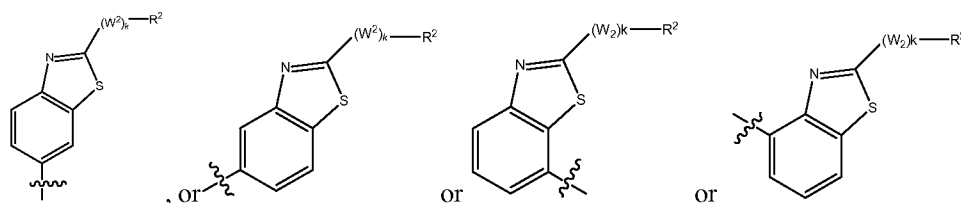
CO_2R^{31} , $-\text{C}(=\text{O})\text{NR}^{31}\text{R}^{32}$, $-\text{C}(=\text{O})\text{NNR}^{34}\text{R}^{35}$, $-\text{NO}_2$, $-\text{CN}$, $-\text{S}(\text{O})_{0-2}\text{R}^{31}$, $-\text{SO}_2\text{NR}^{31}\text{R}^{32}$, $-\text{SO}_2\text{NR}^{34}\text{R}^{35}$, $-\text{NR}^{31}\text{C}(=\text{O})\text{R}^{32}$, $-\text{NR}^{31}\text{C}(=\text{O})\text{OR}^{32}$, $-\text{NR}^{31}\text{C}(=\text{O})\text{NR}^{32}\text{R}^{33}$, $-\text{NR}^{31}\text{S}(\text{O})_{0-2}\text{R}^{32}$, $-\text{C}(=\text{S})\text{OR}^{31}$, $-\text{C}(=\text{O})\text{SR}^{31}$, $-\text{NR}^{31}\text{C}(=\text{NR}^{32})\text{NR}^{33}\text{R}^{32}$, $-\text{NR}^{31}\text{C}(=\text{NR}^{32})\text{OR}^{33}$, $-\text{NR}^{31}\text{C}(=\text{NR}^{32})\text{SR}^{33}$, $-\text{OC}(=\text{O})\text{OR}^{33}$, $-\text{OC}(=\text{O})\text{NR}^{31}\text{R}^{32}$, $-\text{OC}(=\text{O})\text{SR}^{31}$, $-\text{SC}(=\text{O})\text{OR}^{31}$, $-\text{P}(\text{O})\text{OR}^{31}\text{OR}^{32}$, or $-\text{SC}(=\text{O})\text{NR}^{31}\text{R}^{32}$ substituents.

[00170] In yet other embodiments, each alkyl, cycloalkyl, heterocyclyl, or heteroalkyl forming all or part of R^3 is unsubstituted or substituted with one or more halo, $-\text{OH}$, $-\text{R}^{31}$, $-\text{CF}_3$, $-\text{OCF}_3$, $-\text{OR}^{31}$, $-\text{O-aryl}$, $-\text{NR}^{31}\text{R}^{32}$, $-\text{NR}^{34}\text{R}^{35}$, $-\text{C}(\text{O})\text{R}^{31}$, $-\text{CO}_2\text{R}^{31}$, $-\text{C}(=\text{O})\text{NNR}^{34}\text{R}^{35}$, $-\text{C}(=\text{O})\text{NR}^{31}\text{R}^{32}$, $\text{SO}_2\text{NR}^{31}\text{R}^{32}$, or $-\text{SO}_2\text{NR}^{34}\text{R}^{35}$ substituents.

[00171] Alternatively, each alkyl, cycloalkyl, aryl, heteroaryl, heterocyclyl, alkenyl, alkynyl, heteroalkyl, forming all or part of R_1 may be substituted by one or more R^3 wherein R^3 is, each R^3 is $-\text{OH}$, $-\text{R}^{31}$, $-\text{CF}_3$, $-\text{OCF}_3$, $-\text{OR}^{31}$, $-\text{NR}^{31}\text{R}^{32}$, $-\text{NR}^{34}\text{R}^{35}$, $-\text{C}(\text{O})\text{R}^{31}$, $-\text{CO}_2\text{R}^{31}$, $-\text{C}(=\text{O})\text{NR}^{31}\text{R}^{32}$, $-\text{C}(=\text{O})\text{NNR}^{34}\text{R}^{35}$, $-\text{NO}_2$, $-\text{CN}$, $-\text{S}(\text{O})_{0-2}\text{R}^{31}$, $-\text{SO}_2\text{NR}^{31}\text{R}^{32}$, $-\text{SO}_2\text{NR}^{34}\text{R}^{35}$, $-\text{NR}^{31}\text{C}(=\text{O})\text{R}^{32}$, $-\text{NR}^{31}\text{C}(=\text{O})\text{OR}^{32}$, $-\text{NR}^{31}\text{C}(=\text{O})\text{NR}^{32}\text{R}^{33}$, $-\text{NR}^{31}\text{S}(\text{O})_{0-2}\text{R}^{32}$, $-\text{C}(=\text{S})\text{OR}^{31}$, $-\text{C}(=\text{O})\text{SR}^{31}$, $-\text{NR}^{31}\text{C}(=\text{NR}^{32})\text{NR}^{33}\text{R}^{32}$, $-\text{NR}^{31}\text{C}(=\text{NR}^{32})\text{OR}^{33}$, $-\text{NR}^{31}\text{C}(=\text{NR}^{32})\text{SR}^{33}$, $-\text{OC}(=\text{O})\text{OR}^{33}$, $-\text{OC}(=\text{O})\text{NR}^{31}\text{R}^{32}$, $-\text{OC}(=\text{O})\text{SR}^{31}$, $-\text{SC}(=\text{O})\text{OR}^{31}$, $-\text{P}(\text{O})\text{OR}^{31}\text{OR}^{32}$, or $-\text{SC}(=\text{O})\text{NR}^{31}\text{R}^{32}$ substituents,

[00172] Nonlimiting exemplary R_1 are described in Table 1.

[00173] In various embodiments of Formula I, M_1 is :



[00174] In some embodiments of the invention, M_1 is benzothiazolyl substituted with $-(\text{W}^2)_k-\text{R}^2$. W^2 can be $-\text{O}-$, $-\text{S}(\text{O})_{0-2}-$ (including but not limited to $-\text{S}-$, $-\text{S}(\text{O})-$, and $-\text{S}(\text{O})_2-$), $-\text{C}(\text{O})-$, or $-\text{C}(\text{O})\text{O}-$. In other embodiments, W^1 is $-\text{NR}^6-$ or $-\text{CH}(\text{R}^6)\text{N}(\text{R}^7)-$, wherein R^6 and R^7 are each independently hydrogen, unsubstituted or substituted C_1 - C_{10} alkyl (which includes but is not limited to $-\text{CH}_3$, $-\text{CH}_2\text{CH}_3$, *n*-propyl, isopropyl, *n*-butyl, *tert*-butyl, *sec*-butyl, pentyl, hexyl, and heptyl), unsubstituted or substituted C_2 - C_{10} alkenyl (including but not limited to alkenyl such as, for example, vinyl, allyl, 1-methyl propen-1-yl, butenyl, or pentenyl). Additionally when W^2 is $-\text{NR}^6-$ or $-\text{CH}(\text{R}^6)\text{N}(\text{R}^7)-$, R^6 and R^7 are each independently unsubstituted or substituted aryl (including phenyl and naphthyl). In yet other embodiments, when W^2 is $-\text{NR}^6-$ or $-\text{CH}(\text{R}^6)\text{N}(\text{R}^7)-$, R^6 and R^7 are each independently heteroaryl, wherein the heteroaryl is unsubstituted or substituted. R^6 and R^7 heteroaryl is monocyclic heteroaryl, and includes but is not limited to imidazolyl, pyrrolyl, oxazolyl, thiazolyl, and pyridinyl. In some other embodiments, when W^2 is $-\text{NR}^6-$ or $-\text{CH}(\text{R}^6)\text{N}(\text{R}^7)-$, R^6 and R^7 are each independently unsubstituted or substituted heterocyclyl (which includes but is not limited to pyrrolidinyl, tetrahydrofuranyl, piperidinyl, tetrahydropyranyl, thiazolidinyl, imidazolidinyl, morpholinyl, and piperazinyl) or unsubstituted or substituted C_{3-8} cycloalkyl (including but not limited to cyclopropyl, cyclobutyl, and cyclopentyl). Non limiting exemplary W^2 include $-\text{NH}-$, $-\text{N}(\text{cyclopropyl})$, and $-\text{N}(4\text{-N-piperidinyl})$.

[00175] W^2 may also be $-\text{C}(\text{O})\text{N}(\text{R}^6)-$, $-\text{N}(\text{R}^6)\text{C}(\text{O})-$, $-\text{N}(\text{R}^6)\text{S}(\text{O})-$, $-\text{N}(\text{R}^6)\text{S}(\text{O})_2-\text{CH}(\text{R}^6)\text{N}(\text{C}(\text{O})\text{OR}^7)-$, $-\text{CH}(\text{R}^7)\text{N}(\text{C}(\text{O})\text{R}^7)-$, $-\text{CH}(\text{R}^6)\text{N}(\text{SO}_2\text{R}^7)-$, $-\text{CH}(\text{R}^6)\text{C}(\text{O})\text{N}(\text{R}^7)-$, $-\text{CH}(\text{R}^6)\text{N}(\text{R}^7)\text{C}(\text{O})-$, $-\text{CH}(\text{R}^6)\text{N}(\text{R}^7)\text{S}(\text{O})-$, or $-\text{CH}(\text{R}^6)\text{N}(\text{R}^7)\text{S}(\text{O})_2-$; wherein R^6 and R^7 are each independently hydrogen, unsubstituted or substituted C_1 - C_{10} alkyl (which includes but is not limited to $-\text{CH}_3$, $-\text{CH}_2\text{CH}_3$, *n*-propyl, isopropyl, *n*-butyl, *tert*-butyl, *sec*-butyl, pentyl,

hexyl, and heptyl) or unsubstituted or substituted C₂-C₁₀alkenyl (including but not limited to alkenyl such as, for example, vinyl, allyl, 1-methyl propen-1-yl, butenyl, or pentenyl). Additionally when W² is -C(O)N(R⁶)-, -N(R⁶)C(O)-, -N(R⁶)S(O)-, -N(R⁶)S(O)₂-CH(R⁶)N(C(O)OR⁷)-, -CH(R⁷)N(C(O)R⁷)-, -CH(R⁶)N(SO₂R⁷)-, -CH(R⁶)C(O)N(R⁷)-, -CH(R⁶)N(R⁷)C(O)-, -CH(R⁶)N(R⁷)S(O)-, or -CH(R⁶)N(R⁷)S(O)₂-, R⁶ and R⁷ are each independently unsubstituted or substituted aryl (including phenyl and naphthyl). In yet other embodiments, when W² is -C(O)N(R⁶)-, -N(R⁶)C(O)-, -N(R⁶)S(O)-, -N(R⁶)S(O)₂-CH(R⁶)N(C(O)OR⁷)-, -CH(R⁷)N(C(O)R⁷)-, -CH(R⁶)N(SO₂R⁷)-, -CH(R⁶)C(O)N(R⁷)-, -CH(R⁶)N(R⁷)C(O)-, -CH(R⁶)N(R⁷)S(O)-, or -CH(R⁶)N(R⁷)S(O)₂-, R⁶ and R⁷ are each independently heteroaryl, wherein the heteroaryl is unsubstituted or substituted. R⁶ and R⁷ heteroaryl is monocyclic heteroaryl, and includes but is not limited to imidazolyl, pyrrolyl, oxazolyl, thiazolyl, and pyridinyl. In some other embodiments, when W² is -C(O)N(R⁶)-, -N(R⁶)C(O)-, -N(R⁶)S(O)-, -N(R⁶)S(O)₂-CH(R⁶)N(C(O)OR⁷)-, -CH(R⁷)N(C(O)R⁷)-, -CH(R⁶)N(SO₂R⁷)-, -CH(R⁶)C(O)N(R⁷)-, -CH(R⁶)N(R⁷)C(O)-, -CH(R⁶)N(R⁷)S(O)-, or -CH(R⁶)N(R⁷)S(O)₂-, R⁶ and R⁷ are each independently unsubstituted or substituted heterocyclyl (which includes but is not limited to pyrrolidinyl, tetrahydrofuranyl, piperidinyl, tetrahydropyranyl, thiazolidinyl, imidazolidinyl, morpholinyl, and piperazinyl) or unsubstituted or substituted C₃₋₈cycloalkyl ((including but not limited to cyclopropyl, cyclobutyl, and cyclopentyl). Non limiting exemplary W² are -C(CO)NH-, -N(Me)C(O)-, -NHC(O)-, N(Me)S(O)-, -NHS(O)₂-, -CH(Me)N(C(O)Ophenyl)-, -CH(Me)N(SO₂Me)-, -CH₂C(O)N(cyclopropyl)-, -CH₂N(allyl)C(O)-, -CH(Me)NHS(O)-, or -CH(Me)NHS(O)₂-.

[00176] In other embodiments, W² may also be -N(R⁶)C(O)N(R⁷)- or -CH(R⁷)C(O)-, wherein R⁶ and R⁷ are each independently hydrogen, unsubstituted or substituted C₁-C₁₀alkyl (which includes but is not limited to -CH₃-, -CH₂CH₃, n-propyl, isopropyl, *n*-butyl, *tert*-butyl, *sec*-butyl, pentyl, hexyl, and heptyl) or unsubstituted or substituted C₂-C₁₀alkenyl (including but not limited to alkenyl such as, for example, vinyl, allyl, 1-methyl propen-1-yl, butenyl, or pentenyl). Additionally when W² is -N(R⁶)C(O)N(R⁷)- or -CH(R⁷)C(O)-, R⁶ and R⁷ are each independently unsubstituted or substituted aryl (including phenyl and naphthyl). In yet other embodiments, W² is -N(R⁶)C(O)N(R⁷)- or -CH(R⁷)C(O)-, R⁶ and R⁷ are each independently heteroaryl, wherein the heteroaryl is unsubstituted or substituted. R⁶ and R⁷ heteroaryl is monocyclic heteroaryl, and includes but is not limited to imidazolyl, pyrrolyl, oxazolyl, thiazolyl, and pyridinyl. In some other embodiments, W² is -N(R⁶)C(O)N(R⁷)- or -CH(R⁷)C(O)-, R⁶ and R⁷ are each independently unsubstituted or substituted heterocyclyl (which includes but is not limited to pyrrolidinyl, tetrahydrofuranyl, piperidinyl, tetrahydropyranyl, thiazolidinyl, imidazolidinyl, morpholinyl, and piperazinyl) or unsubstituted or substituted C₃₋₈cycloalkyl ((including but not limited to cyclopropyl, cyclobutyl, and cyclopentyl). Non limiting examples of -N(R⁶)C(O)N(R⁷)- or -CH(R⁷)C(O)- include -NHC(O)NH-, NHC(O)N(Me)-, and -CH₂C(O)-.

[00177] In other embodiments, W² is -NR³⁴R³⁵, wherein -NR³⁴R³⁵ is as described above.

[00178] In other embodiments wherein W² comprises R⁶ and/or R⁷ alkyl, alkenyl, aryl, heteroaryl, heterocyclyl or cycloalkyl, each R⁶ and/or R⁷ alkyl, alkenyl, aryl, heteroaryl, heterocyclyl or cycloalkyl is unsubstituted or substituted by one or more independent R⁸ substituents. In some embodiments, the R⁶ and/or R⁷ alkyl, alkenyl, aryl, heteroaryl, heterocyclyl or cycloalkyl is substituted by one or more halo-, -SH, NH₂, -NO₂, or -CN. In other embodiments, R⁶ and/or R⁷ alkyl, alkenyl, aryl, heteroaryl, heterocyclyl or cycloalkyl is substituted by one or more -OR³¹-, -NR³¹R³²-, -CO₂R³¹-, or -C(=O)NR³¹R³²-. Nonlimiting exemplary substituted R⁶ and/or R⁷ alkyl, alkenyl, aryl, heteroaryl, heterocyclyl or cycloalkyl include 1-(3-hydroxy)propyl, 3-diethylaminophenyl, 3-carboxymethyl pyridinyl, and 4-(carboxamido)piperazinyl.

[00179] Alternatively, wherein W^2 comprises R^6 and/or R^7 alkyl, alkenyl, aryl, heteroaryl, heterocyclyl or cycloalkyl, the R^6 and/or R^7 alkyl, alkenyl, aryl, heteroaryl, heterocyclyl or cycloalkyl is substituted by one or more R^8 substituents wherein R^8 is $-SO_2NR^{34}R^{35}$, $-NR^{34}R^{35}$, $-SO_2NR^{31}R^{32}$, or $-C(=O)NR^{34}R^{35}$, wherein the R^{34} and R^{35} of $NR^{31}R^{32}$ are taken together to form a cyclic moiety as described herein. Non-limiting exemplary substituted R^6 and/or R^7 alkyl, alkenyl, aryl, heteroaryl, heterocyclyl or cycloalkyl include -ethyl SO_2 (piperazinyl), iso(-3-azetidiny)buten-1-yl, and (4-morpholinyl)-piperazinyl. In yet other embodiments, R^6 and/or R^7 alkyl, alkenyl, aryl, heteroaryl, heterocyclyl or cycloalkyl is substituted by one or more $-CO_2$ aryl, $-S(O)_{0-2}$ aryl, $-S(O)_{0-2}$ alkyl, alkyl, cycloalkyl, alkenyl, or alkynyl, wherein the aryl, alkyl, cycloalkyl, alkenyl or alkynyl are as described herein. Non-limiting exemplary substituted R^6 and/or R^7 alkyl, alkenyl, aryl, heteroaryl, heterocyclyl or cycloalkyl include (2-phenylsulfonyl)ethyl, (4-methylsulfonyl)cyclohexyl, and (3-phenylsulfonyl)propargyl.

[00180] In other embodiments, wherein W^2 comprises R^6 and/or R^7 alkyl, alkenyl, aryl, heteroaryl, heterocyclyl or cycloalkyl, the R^6 and/or R^7 alkyl, alkenyl, aryl, heteroaryl, heterocyclyl or cycloalkyl is substituted by one or more R^8 wherein R^8 is -aryl-alkyl, -aryl-alkenyl, -aryl-alkynyl, -heteroaryl-alkyl, -heteroaryl-alkenyl, or -heteroaryl-alkynyl. When R^8 is -aryl-alkyl, -aryl-alkenyl, or -aryl-alkynyl, each aryl, alkyl, alkenyl, and alkynyl is as described herein and connection to R^6 and/or R^7 is made through the aryl portion of each moiety. Each R^8 -aryl-alkyl, -aryl-alkenyl, and -aryl-alkynyl is unsubstituted or substituted with one or more independent halo, cyano, nitro, -O-alkyl, alkyl, alkenyl, alkynyl, haloalkyl, haloalkenyl, haloalkynyl, $-COOH$, $-C(=O)NR^{31}R^{32}$, $-C(=O)NR^{34}R^{35}$, $-SO_2NR^{34}R^{35}$, $-SO_2NR^{31}R^{32}$, $-NR^{31}R^{32}$, or $-NR^{34}R^{35}$ substituents. Alternatively, R^8 is -heteroaryl-alkyl, -heteroaryl-alkenyl, or -heteroaryl-alkynyl, wherein heteroaryl, alkyl, alkenyl and alkynyl are as described herein and connection to R^6 and/or R^7 is made through the heteroaryl portion of each moiety. Each R^8 -heteroaryl-alkyl, -heteroaryl-alkenyl, and -heteroaryl-alkynyl is unsubstituted or substituted with one or more independent halo, cyano, nitro, -O-alkyl, alkyl, alkenyl, alkynyl, haloalkyl, haloalkenyl, haloalkynyl, $-COOH$, $-C(=O)NR^{31}R^{32}$, $-C(=O)NR^{34}R^{35}$, $-SO_2NR^{34}R^{35}$, $-SO_2NR^{31}R^{32}$, $-NR^{31}R^{32}$, or $-NR^{34}R^{35}$ substituents.

[00181] In some of the embodiments of the compounds of the invention, R^2 of $-(W^2)_k-R^2$, is hydrogen or halogen, such as chloro, bromo, fluoro or iodo. In other embodiments, R^2 is substituted monocyclic aryl (including for example, 3-bromophenyl, 4-methoxyphenyl, and 3-cyanophenyl) or bicyclic aryl. R^2 bicyclic aryl is unsubstituted or substituted (including naphthyl and fluorenyl). In other embodiments, R^2 is unsubstituted or substituted heteroaryl, including but not limited to monocyclic and bicyclic heteroaryl. Monocyclic heteroaryl R^2 includes but is not limited to pyrrolyl, thienyl, furyl, pyridinyl, pyranyl, imidazolyl, thiazolyl, pyrazolyl, and oxazolyl. Bicyclic heteroaryl R^2 includes but is not limited to benzothiophenyl, benzofuryl, indolyl, quinolinyl, isoquinolinyl, benzimidazolyl, benzoxazolyl, benzothiazolyl, quinazolinyl, azaindolyl, pyrazolopyrimidinyl, and purinyl. R^2 is also unsubstituted or substituted C_{1-10} alkyl (including but not limited to CH_3 , $-CH_2CH_3$, *n*-propyl, isopropyl, *n*-butyl, *tert*-butyl, *sec*-butyl, pentyl, hexyl, and heptyl) or unsubstituted or substituted C_{3-8} cycloalkyl (including but not limited to cyclopropyl, cyclobutyl, and cyclopentyl). In other embodiments, R^2 is -alkyl-substituted monocyclic aryl, -alkyl heteroaryl, or -alkylheterocyclyl. Alkyl, monaryl, and heteroaryl are as described herein and the heterocyclyl is unsubstituted or substituted (non-limiting examples include pyrrolidinyl, tetrahydrofuranlyl, piperidinyl, tetrahydropyranlyl, thiazolidinyl, imidazolidinyl, morpholinyl, and piperazinyl). For R^2 -alkyl-substituted monocyclic aryl, -alkyl heteroaryl, or -alkylheterocyclyl, connection to W^2 or to the compound of Formula I is through the alkyl portion of the moiety. In yet other embodiments, R^2 is unsubstituted or substituted alkenyl (C_2 - C_{10} alkenyl includes but not limited to vinyl, allyl, 1-methyl propen-1-yl, butenyl, or pentenyl) or unsubstituted or substituted alkynyl (C_2 - C_{10} alkynyl includes but is not limited to acetylenyl, propargyl, butynyl, or

pentynyl). Other compounds are provided by the invention, wherein R^2 is -alkenylaryl, -alkenylheteroaryl, -alkenylheteroalkyl, or -alkenylheterocyclyl, wherein the alkenyl, aryl, heteroaryl, heteroalkyl, and heterocyclyl are as described herein. The R^2 -alkenylaryl, -alkenylheteroaryl, -alkenylheteroalkyl, or -alkenylheterocyclyl moiety is attached to to W^2 or to the compound of Formula I through the alkenyl portion of the moiety. In other embodiments, R^2 is -alkynylaryl, -alkynyl heteroaryl, -alkynylheteroalkyl, -alkynylheterocyclyl, -alkynylcycloalkyl, or -alkynylcycloalkenyl, wherein alkynyl, aryl, heteroaryl, heteroalkyl, heterocyclyl, cycloalkyl are as described herein. A R^2 -cycloalkenyl moiety is unsubstituted or substituted C_3 - C_8 cycloalkenyl (including but not limited to cyclopentenyl and cyclohexenyl). The R^2 -alkynylaryl, -alkynyl heteroaryl, -alkynylheteroalkyl, -alkynylheterocyclyl, -alkynylcycloalkyl, or -alkynylcycloalkenyl is attached to to W^2 or to the compound of Formula I through the alkynyl portion of the moiety. Some nonlimiting examples include 2-cyclopropylacetylenyl and 3-(morpholinyl)proparg-1-yl. In some other embodiments, R^2 is -alkoxy alkyl, -alkoxyalkenyl, or -alkoxyalkynyl, wherein alkoxy, alkyl, alkenyl, and alkynyl are as described herein. The R^2 -alkoxy alkyl, -alkoxyalkenyl, or -alkoxyalkynyl is attached to W^2 or to the compound of Formula I through the alkoxy portion of the moiety. In yet other embodiments, R^2 is -arylalkenyl, -arylalkynyl, or -aryl-heterocyclyl, wherein aryl, alkenyl, alkynyl or heterocyclyl is as described herein. The R^2 -arylalkenyl, -arylalkynyl, or -aryl-heterocyclyl is attached to W^2 or to the compound of Formula I through the aryl portion of the moiety. Nonlimiting examples include 4-allylphen-1-yl, 2(morpholinyl)phenyl and 4-(piperidinyl)phenyl. Alternatively, R^2 is -heteroaryl-alkyl, heteroaryl-alkenyl, -heteroaryl-alkynyl, -heteroaryl-cycloalkyl, -heteroaryl-heteroalkyl, or -heteroaryl-heterocyclyl, wherein heteroaryl, alkyl, alkenyl, alkynyl, cycloalkyl, heteroalkyl, and heterocyclyl are as described herein. The R^2 -heteroaryl-alkyl, -heteroaryl-alkenyl, -heteroaryl-alkynyl, -heteroaryl-cycloalkyl, -heteroaryl-heteroalkyl, or -heteroaryl-heterocyclyl is attached to W^2 or to the compound of Formula I through the heteroaryl portion of the moiety. Other compounds are provided by the invention, wherein R^2 is -(unsubstituted or substituted heterocyclyl) wherein heterocyclyl includes but is not limited to azetidiny, pyrrolidiny, tetrahydrofuranyl, piperidiny, tetrahydropyranyl, thiazolidiny, imidazolidiny, morpholinyl, and piperaziny. In other embodiments, R^2 is -heterocyclyl-heterocyclyl, and include without being limited to -(1-(N4-Me piperaziny)piperidin-4-yl. In yet other embodiments, R^2 is -cycloalkyl-heterocyclyl wherein cycloalkyl and heterocyclyl are as described herein and is connected to W^2 or to the compound of Formula I through the cycloalkyl portion of the moiety. R^2 -cycloalkyl-heterocyclyl include without limitation - (3-morpholinyl)cyclobut-1-yl, and -4-(morpholinyl)cyclohex-1-yl.

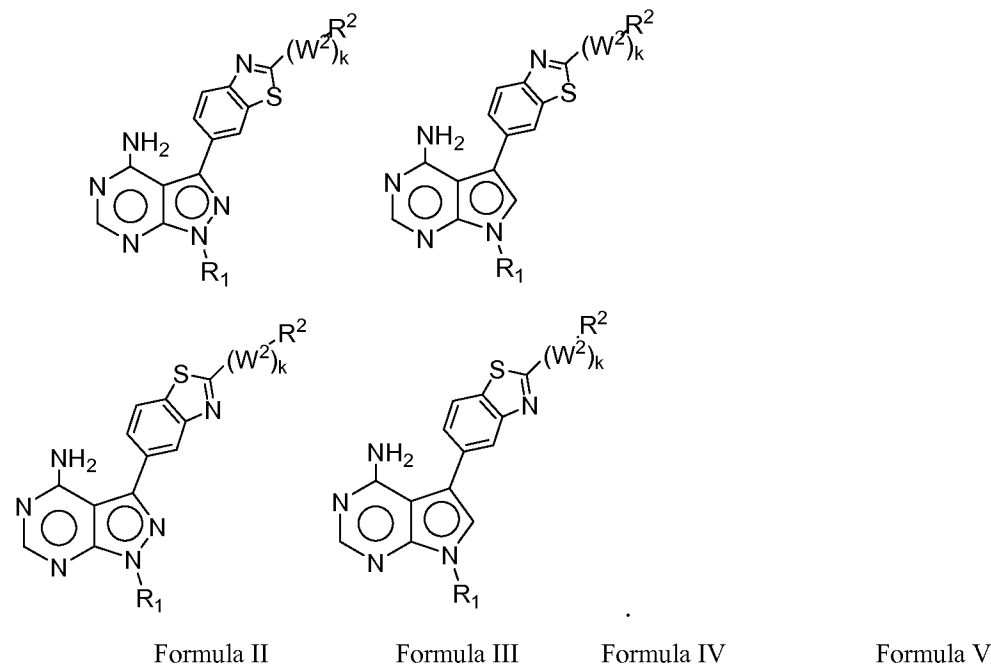
[00182] In some embodiments, each aryl or heteroaryl that forms part or all of R^2 is unsubstituted or is substituted with one or more independent halo, -OH, $-R^{31}$, $-CF_3$, $-OCF_3$, $-OR^{31}$, $-NR^{31}R^{32}$, $-NR^{34}R^{35}$, $-C(O)R^{31}$, $-CO_2R^{31}$, $-C(=O)NR^{31}R^{32}$, $-C(=O)NNR^{34}R^{35}$, $-NO_2$, $-CN$, $-S(O)_{0-2}R^{31}$, $-SO_2NR^{31}R^{32}$, $-SO_2NR^{34}R^{35}$, $-NR^{31}C(=O)R^{32}$, $-NR^{31}C(=O)OR^{32}$, $-NR^{31}C(=O)NR^{32}R^{33}$, $-NR^{31}S(O)_{0-2}R^{32}$, $-C(=S)OR^{31}$, $-C(=O)SR^{31}$, $-NR^{31}C(=NR^{32})NR^{33}R^{32}$, $-NR^{31}C(=NR^{32})OR^{33}$, $-NR^{31}C(=NR^{32})SR^{33}$, $-OC(=O)OR^{33}$, $-OC(=O)NR^{31}R^{32}$, $-OC(=O)SR^{31}$, $-SC(=O)OR^{31}$, $-P(O)OR^{31}OR^{32}$, or $-SC(=O)NR^{31}R^{32}$ substituents.

[00183] In other embodiments, each alkyl, cycloalkyl, heterocyclyl, or heteroalkyl forming all or part of R^2 is unsubstituted or substituted with one or more halo, -OH, $-R^{31}$, $-CF_3$, $-OCF_3$, $-OR^{31}$, -O-aryl, $-NR^{31}R^{32}$, $-NR^{34}R^{35}$, $-C(O)R^{31}$, $-CO_2R^{31}$, $-C(=O)NNR^{34}R^{35}$, or $-C(=O)NR^{31}R^{32}$ substituents. In some embodiments, each alkyl, cycloalkyl, heterocyclyl, or heteroalkyl forming all or part of R^2 is unsubstituted or substituted with one or more $-C(=O)NNR^{34}R^{35}$, $-NO_2$, $-CN$, $-S(O)_{0-2}R^{31}$, $-SO_2NR^{31}R^{32}$, $-SO_2NR^{34}R^{35}$, $-NR^{31}C(=O)R^{32}$, $-NR^{31}C(=O)OR^{32}$, $-NR^{31}C(=O)NR^{32}R^{33}$, $-NR^{31}S(O)_{0-2}R^{32}$, $-C(=S)OR^{31}$, $-C(=O)SR^{31}$, $-NR^{31}C(=NR^{32})NR^{33}R^{32}$, $-NR^{31}C(=NR^{32})OR^{33}$, $-$

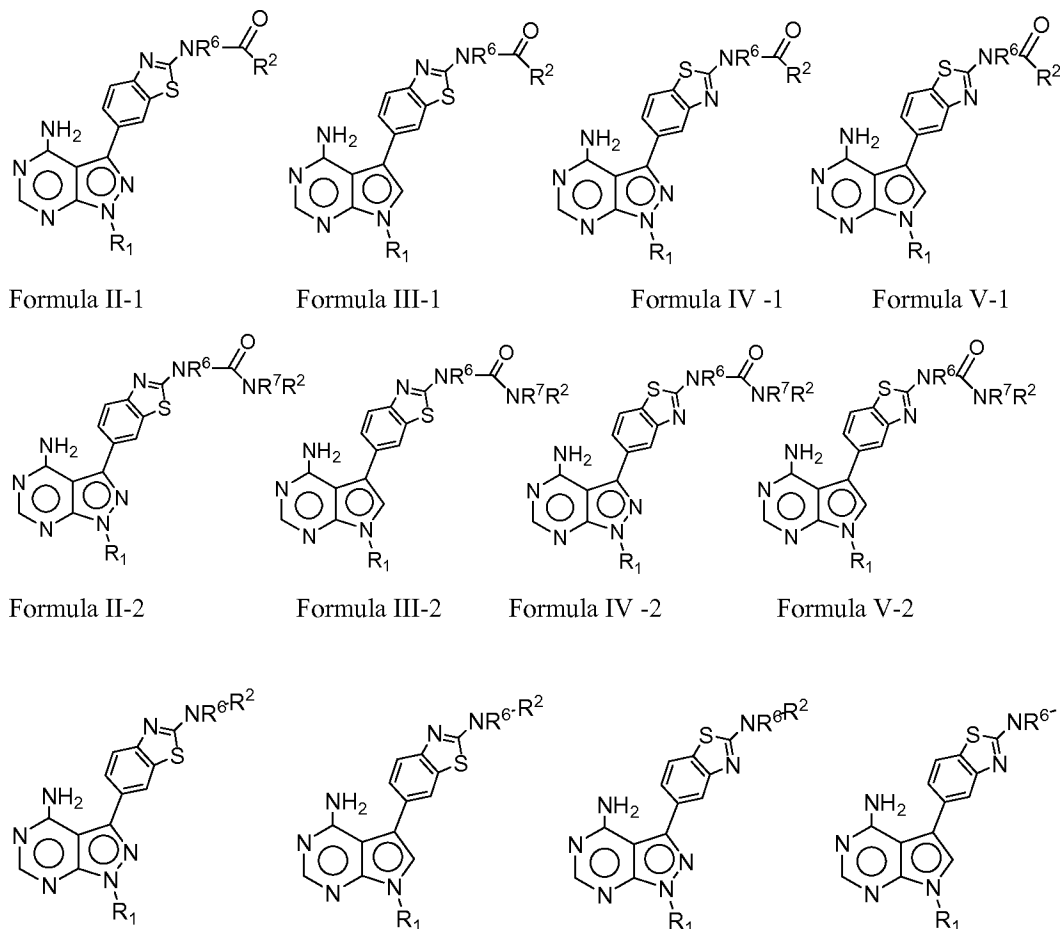
$\text{NR}^{31}\text{C}(\text{=NR}^{32})\text{SR}^{33}$, $-\text{OC}(\text{=O})\text{OR}^{33}$, $-\text{OC}(\text{=O})\text{NR}^{31}\text{R}^{32}$, $-\text{OC}(\text{=O})\text{SR}^{31}$, $-\text{SC}(\text{=O})\text{OR}^{31}$, $-\text{P}(\text{O})\text{OR}^{31}\text{OR}^{32}$, or $-\text{SC}(\text{=O})\text{NR}^{31}\text{R}^{32}$ substituents.

[00184] Additional, non-limiting exemplary $-(\text{W}^2)_k-\text{R}^2$ are described in Table 2.

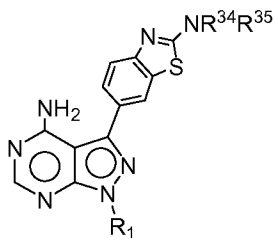
[00185] The invention provides compounds of Formula I having a structure of one of the following formulae:



[00186] In some further embodiments of the invention, the compound of Formulae I-V is a compound of one of the following formulae:

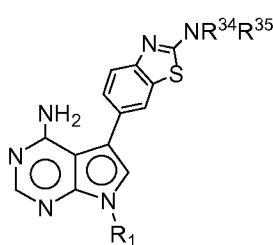


Formula II-3



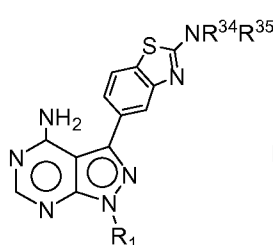
Formula II-4

Formula III-3



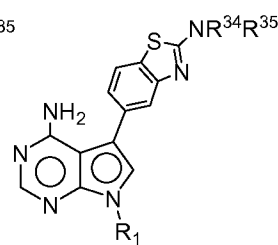
Formula III-4

Formula IV -3



Formula IV -4

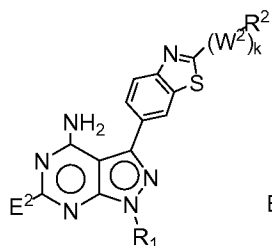
Formula V-3



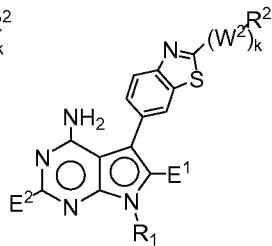
Formula V-4

[00187] In some of the embodiments of the compounds of Formula II-3, III-3, IV-3, or V-3, when R^6 or R^2 is phenyl, then the phenyl is a substituted phenyl. In other embodiments, when R^6 and/or R^2 is alkyl, then R^6 and/or R^2 is unsubstituted or substituted with one or more halo, $-OH$, $-CF_3$, $-OCF_3$, $-OR^{31}$, $-O$ -aryl, $-NR^{31}R^{32}$, $-NR^{34}R^{35}$, $-C(O)R^{31}$, $-CO_2R^{31}$, $-C(=O)NNR^{34}R^{35}$, $-NO_2$, $-CN$, $-S(O)_{0-2}R^{31}$, $-SO_2NR^{31}R^{32}$, $-SO_2NR^{34}R^{35}$, $-NR^{31}C(=O)R^{32}$, $-NR^{31}C(=O)OR^{32}$, $-NR^{31}C(=O)NR^{32}R^{33}$, $-NR^{31}S(O)_{0-2}R^{32}$, $-C(=S)OR^{31}$, $-C(=O)SR^{31}$, $-NR^{31}C(=NR^{32})NR^{33}R^{32}$, $-NR^{31}C(=NR^{32})OR^{33}$, $-NR^{31}C(=NR^{32})SR^{33}$, $-OC(=O)OR^{33}$, $-OC(=O)NR^{31}R^{32}$, $-OC(=O)SR^{31}$, $-SC(=O)OR^{31}$, $-P(O)OR^{31}OR^{32}$, or $-SC(=O)NR^{31}R^{32}$ substituents. In other embodiments, when R^6 and/or R^2 is alkyl, then R^6 and/or R^2 is substituted by cycloalkyl or heterocyclyl. In other embodiments, R^6 is hydrogen and R^2 is unsubstituted alkyl or hydrogen. In some embodiments, R^6 and R^2 are hydrogen.

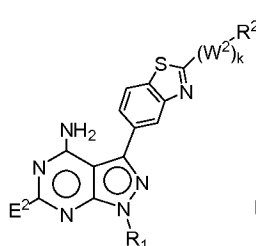
[00188] In other embodiments of the invention, the compound of Formula I is a compound of Formula VI, VII, VIII, or IX:



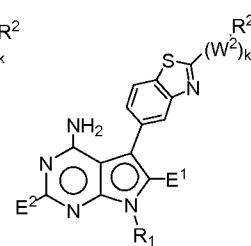
Formula VI



Formula VII



Formula VIII



Formula IX

wherein E^1 and E^2 are independently $-(W^1)_j-R^4$ and j , in each instance, is 0 or 1.

[00189] In some embodiments of a compound of Formulae VI-IX, W^1 is $-O-$, $-S(O)_{0-2}$ (including but not limited to $-S-$, $-S(O)-$, and $-S(O)_2-$), $-C(O)-$, or $-C(O)O-$. In other embodiments, W^1 is $-NR^6-$ or $-CH(R^6)N(R^7)-$, wherein R^6 and R^7 are each independently hydrogen, unsubstituted or substituted C_1-C_{10} alkyl (which includes but is not limited to $-CH_3$, $-CH_2CH_3$, *n*-propyl, isopropyl, *n*-butyl, *tert*-butyl, *sec*-butyl, pentyl, hexyl, and heptyl), unsubstituted or substituted C_2-C_{10} alkenyl (including but not limited to alkenyl such as, for example, vinyl, allyl, 1-methyl propen-1-yl, butenyl, or pentenyl). Additionally when W^1 is $-NR^6-$ or $-CH(R^6)N(R^7)-$, R^6 and R^7 are each independently unsubstituted or substituted aryl (including phenyl and naphthyl). In yet other embodiments, when W^1 is $-NR^6-$ or $-CH(R^6)N(R^7)-$, R^6 and R^7 are each independently heteroaryl, wherein the heteroaryl is unsubstituted or substituted. R^6 and R^7 heteroaryl is monocyclic heteroaryl, and includes but is not limited to imidazolyl, pyrrolyl, oxazolyl, thiazolyl, and pyridinyl. In some other embodiments, when W^1 is $-NR^6-$ or $-CH(R^6)N(R^7)-$, R^6 and R^7 are each independently unsubstituted or substituted heterocyclyl (which includes but is not limited to pyrrolidinyl, tetrahydrofuranyl, piperidinyl, tetrahydropyranyl, thiazolidinyl, imidazolidinyl, morpholinyl, and piperazinyl) or unsubstituted or substituted C_{3-8} cycloalkyl (including but not limited to

cyclopropyl, cyclobutyl, and cyclopentyl). Non limiting exemplary W^1 include $-NH-$, $-N(\text{cyclopropyl})$, and $-N(4\text{-N-piperidiny})$.

[00190] W^1 may also be $-C(O)N(R^6)-$, $-N(R^6)C(O)-$, $-N(R^6)S(O)-$, $-N(R^6)S(O)_2-CH(R^6)N(C(O)OR^7)-$, $-CH(R^7)N(C(O)R^7)-$, $-CH(R^6)N(SO_2R^7)-$, $-CH(R^6)C(O)N(R^7)-$, $-CH(R^6)N(R^7)C(O)-$, $-CH(R^6)N(R^7)S(O)-$, or $-CH(R^6)N(R^7)S(O)_2-$; wherein R^6 and R^7 are each independently hydrogen, unsubstituted or substituted C_1 - C_{10} alkyl (which includes but is not limited to $-CH_3$, $-CH_2CH_3$, n -propyl, isopropyl, n -butyl, $tert$ -butyl, sec -butyl, pentyl, hexyl, and heptyl) or unsubstituted or substituted C_2 - C_{10} alkenyl (including but not limited to alkenyl such as, for example, vinyl, allyl, 1-methyl propen-1-yl, butenyl, or pentenyl). Additionally when W^1 is $-C(O)N(R^6)-$, $-N(R^6)C(O)-$, $-N(R^6)S(O)-$, $-N(R^6)S(O)_2-CH(R^6)N(C(O)OR^7)-$, $-CH(R^7)N(C(O)R^7)-$, $-CH(R^6)N(SO_2R^7)-$, $-CH(R^6)C(O)N(R^7)-$, $-CH(R^6)N(R^7)C(O)-$, $-CH(R^6)N(R^7)S(O)-$, or $-CH(R^6)N(R^7)S(O)_2-$, R^6 and R^7 are each independently unsubstituted or substituted aryl (including phenyl and naphthyl). In yet other embodiments, when $-C(O)N(R^6)-$, $-N(R^6)C(O)-$, $-N(R^6)S(O)-$, $-N(R^6)S(O)_2-CH(R^6)N(C(O)OR^7)-$, $-CH(R^7)N(C(O)R^7)-$, $-CH(R^6)N(SO_2R^7)-$, $-CH(R^6)C(O)N(R^7)-$, $-CH(R^6)N(R^7)C(O)-$, $-CH(R^6)N(R^7)S(O)-$, or $-CH(R^6)N(R^7)S(O)_2-$, R^6 and R^7 are each independently heteroaryl, wherein the heteroaryl is unsubstituted or substituted. R^6 and R^7 heteroaryl is monocyclic heteroaryl, and includes but is not limited to imidazolyl, pyrrolyl, oxazolyl, thiazolyl, and pyridinyl. In some other embodiments, when $-C(O)N(R^6)-$, $-N(R^6)C(O)-$, $-N(R^6)S(O)-$, $-N(R^6)S(O)_2-CH(R^6)N(C(O)OR^7)-$, $-CH(R^7)N(C(O)R^7)-$, $-CH(R^6)N(SO_2R^7)-$, $-CH(R^6)C(O)N(R^7)-$, $-CH(R^6)N(R^7)C(O)-$, $-CH(R^6)N(R^7)S(O)-$, or $-CH(R^6)N(R^7)S(O)_2-$, R^6 and R^7 are each independently unsubstituted or substituted heterocyclyl (which includes but is not limited to pyrrolidinyl, tetrahydrofuranyl, piperidinyl, tetrahydropyranyl, thiazolidinyl, imidazolidinyl, morpholinyl, and piperazinyl) or unsubstituted or substituted C_{3-8} cycloalkyl ((including but not limited to cyclopropyl, cyclobutyl, and cyclopentyl). Non limiting exemplary W^1 are $-C(CO)NH-$, $-N(\text{Me})C(O)-$, $-NHC(O)-$, $N(\text{Me})S(O)-$, $-NHS(O)_2-$, $-CH(\text{Me})N(C(O)O\text{phenyl})-$, $-CH(\text{Me})N(SO_2\text{Me})-$, $-CH_2C(O)N(\text{cyclopropyl})-$, $-CH_2N(\text{allyl})C(O)-$, $-CH(\text{Me})NHS(O)-$, or $-CH(\text{Me})NHS(O)_2-$.

[00191] In other embodiments of a compound of Formulae VI-IX, wherein E^1 and/or E^2 is $-W^1-R^4$, and W^1 comprises R^6 and/or R^7 alkyl, alkenyl, aryl, heteroaryl, heterocyclyl or cycloalkyl, each R^6 and/or R^7 alkyl, alkenyl, aryl, heteroaryl, heterocyclyl or cycloalkyl is unsubstituted or substituted by one or more independent R^8 substituents. In some embodiments, the R^6 and/or R^7 alkyl, alkenyl, aryl, heteroaryl, heterocyclyl or cycloalkyl is substituted by one or more halo-, $-SH$, NH_2 , $-NO_2$, or $-CN$. In other embodiments, R^6 and/or R^7 alkyl, alkenyl, aryl, heteroaryl, heterocyclyl or cycloalkyl is substituted by one or more $-OR^{31}$, $-NR^{31}R^{32}$, $-CO_2R^{31}$, or $-C(=O)NR^{31}R^{32}$. Nonlimiting exemplary substituted R^6 and/or R^7 alkyl, alkenyl, aryl, heteroaryl, heterocyclyl or cycloalkyl include 1-(3-hydroxy)propyl, 3-diethylaminophenyl, 3-carboxymethyl pyridinyl, and 4-(carboxamido)piperazinyl.

[00192] Alternatively, wherein E^1 and/or E^2 is $-W^1-R^4$, and W^1 comprises R^6 and/or R^7 alkyl, alkenyl, aryl, heteroaryl, heterocyclyl or cycloalkyl, the R^6 and/or R^7 alkyl, alkenyl, aryl, heteroaryl, heterocyclyl or cycloalkyl is substituted by one or more R^8 substituents wherein R^8 is $-SO_2NR^{34}R^{35}$, $-NR^{34}R^{35}$, $-SO_2NR^{31}R^{32}$, or $-C(=O)NR^{34}R^{35}$, wherein the R^{34} and R^{35} of $NR^{31}R^{32}$ are taken together to form a cyclic moiety as described herein. Non-limiting exemplary substituted R^6 and/or R^7 alkyl, alkenyl, aryl, heteroaryl, heterocyclyl or cycloalkyl include $-ethylSO_2(\text{piperazinyl})$, $iso(-3\text{-azetidiny})\text{buten-1-yl}$, and $(4\text{-morpholinyl})\text{-piperazinyl}$. In yet other embodiments, R^6 and/or R^7 alkyl, alkenyl, aryl, heteroaryl, heterocyclyl or cycloalkyl is substituted by one or more $-CO_2\text{aryl}$, $-S(O)_{0-2}\text{aryl}$, $-S(O)_{0-2}$ alkyl, alkyl, cycloalkyl, alkenyl, or alkynyl, wherein the aryl, alkyl, cycloalkyl, alkenyl or alkynyl

are as described herein. Non-limiting exemplary substituted R⁶ and/or R⁷ alkyl, alkenyl, aryl, heteroaryl, heterocyclyl or cycloalkyl include (2-phenylsulfonyl)ethyl, (4-methylsulfonyl)cyclohexyl, and (3-phenylsulfonyl)propargyl.

[00193] In other embodiments a compound of Formulae VI-IX, wherein E¹ and/or E² is -W¹-R⁴, and W¹ comprises R⁶ and/or R⁷ alkyl, alkenyl, aryl, heteroaryl, heterocyclyl or cycloalkyl, the R⁶ and/or R⁷ alkyl, alkenyl, aryl, heteroaryl, heterocyclyl or cycloalkyl is substituted by one or more R⁸ wherein R⁸ is -aryl-alkyl, -aryl-alkenyl, -aryl-alkynyl, -heteroaryl-alkyl, -heteroaryl-alkenyl, or -heteroaryl-alkynyl. When R⁸ is -aryl-alkyl, -aryl-alkenyl, or -aryl-alkynyl, each aryl, alkyl, alkenyl, and alkynyl is as described herein and connection to R⁶ and/or R⁷ is made through the aryl portion of each moiety. Each R⁸-aryl-alkyl, -aryl-alkenyl, and -aryl-alkynyl is unsubstituted or substituted with one or more independent halo, cyano, nitro, -Oalkyl, alkyl, alkenyl, alkynyl, haloalkyl, haloalkenyl, haloalkynyl, -COOH, -C(=O)NR³¹R³², -C(=O)NR³⁴R³⁵, -SO₂NR³⁴R³⁵, -SO₂NR³¹R³², -NR³¹R³², or -NR³⁴R³⁵ substituents. Alternatively, R⁸ is -heteroaryl-alkyl, -heteroaryl-alkenyl, or -heteroaryl-alkynyl, wherein heteroaryl, alkyl, alkenyl and alkynyl are as described herein and connection to R⁶ and/or R⁷ is made through the heteroaryl portion of each moiety. Each R⁸-heteroaryl-alkyl, -heteroaryl-alkenyl, and -heteroaryl-alkynyl is unsubstituted or substituted with one or more independent halo, cyano, nitro, -Oalkyl, alkyl, alkenyl, alkynyl, haloalkyl, haloalkenyl, haloalkynyl, -COOH, -C(=O)NR³¹R³², -C(=O)NR³⁴R³⁵, -SO₂NR³⁴R³⁵, -SO₂NR³¹R³², -NR³¹R³², or -NR³⁴R³⁵ substituents.

[00194] In other embodiments of a compound of Formulae VI-IX, R³¹, R³², and R³³ are moieties forming part of R¹, R², R³, R⁴, R⁵, and R⁸. R³¹, R³², and R³³, in each instance, are H or unsubstituted or substituted C₁₋₁₀alkyl (which includes but is not limited to -CH₃, -CH₂CH₃, n-propyl, isopropyl, n-butyl, tert-butyl, sec-butyl, pentyl, hexyl, and heptyl). When R³¹, R³², and/or R³³ alkyl is substituted, the alkyl is substituted with one or more aryl (which includes but is not limited to -CH₃, -CH₂CH₃, n-propyl, isopropyl, n-butyl, tert-butyl, sec-butyl, pentyl, hexyl, and heptyl), heteroalkyl (which includes but is not limited to methoxyethoxy and 3-diethylamino propyl), heterocyclyl (including but not limited to azetidyl, morpholinyl, or piperazinyl), or heteroaryl (including but not limited to imidazolyl, thiazolyl, or oxazolyl) substituents, wherein each of said alkyl, aryl, heteroalkyl, heterocyclyl, or heteroaryl groups is unsubstituted or substituted with one or more halo, -OH, -alkyl, -CF₃, -O-aryl, -OCF₃, -Oalkyl, -NH₂, -N(alkyl)₂, -NH(alkyl), -NH(aryl), -NR³⁴R³⁵, -C(O)(alkyl), -C(O)(alkyl-aryl), -C(O)(aryl), -CO₂alkyl, -CO₂-alkylaryl, -CO₂-aryl, -C(=O)N(alkyl)₂, -C(=O)NH(alkyl), -C(=O)NR³⁴R³⁵, -C(=O)NH₂, -OCF₃, -O(alkyl), -O-aryl, -N(aryl)(alkyl), -NO₂, -CN, -S(O)₀₋₂alkyl, -S(O)₀₋₂alkylaryl, -S(O)₀₋₂aryl, -SO₂N(aryl), -SO₂N(alkyl)₂, -SO₂NH(alkyl) or -SO₂NR³⁴R³⁵ substituents.

[00195] R³⁴ and R³⁵ may also form part of R¹, R², R³, R⁴, R⁵, and R⁸. R³⁴ and R³⁵ in -NR³⁴R³⁵, -C(=O)NNR³⁴R³⁵, or -SO₂NR³⁴R³⁵, are taken together with the nitrogen atom to which they are attached to form a 3, 4, 5, 6, 7, 8, 9, or 10 membered saturated or unsaturated ring; wherein said ring in each instance is unsubstituted or substituted by one or more -NR³¹R³², hydroxyl, halogen, oxo, aryl, hetaryl, alkyl, O-aryl, -C(O)R³¹, or -SO₂R³¹ substituents, and wherein said 3-10 membered saturated or unsaturated ring in each instance includes 0, 1, or 2 more heteroatoms other than the nitrogen.

[00196] The invention provides compounds of Formulae VI-IX, wherein E¹ and/or E² is R⁴ or is -W¹R⁴. R⁴ is hydrogen or halogen, such as chloro, bromo, fluoro or iodo. In other embodiments, R⁴ is unsubstituted or substituted aryl (including but not limited to monocyclic or bicyclic aryl) or unsubstituted or substituted heteroaryl, including but not limited to monocyclic and bicyclic heteroaryl. Monocyclic heteroaryl R⁴ includes but is not limited to

pyrrolyl, thienyl, furyl, pyridinyl, pyranyl, imidazolyl, thiazolyl, pyrazolyl, and oxazolyl. Bicyclic heteroaryl R⁴ includes but is not limited to benzothiophenyl, benzofuryl, indolyl, quinoliny, isoquinoliny, benzimidazolyl, benzoxazolyl, benzothiazolyl, quinazoliny, azaindolyl, pyrazolopyrimidinyl, and purinyl R⁴ is also unsubstituted or substituted C₁₋₁₀alkyl (including but not limited to CH₃, -CH₂CH₃, n-propyl, isopropyl, *n*-butyl, *tert*-butyl, *sec*-butyl, pentyl, hexyl, and heptyl) or unsubstituted or substituted C₃₋₈cycloalkyl (including but not limited to cyclopropyl, cyclobutyl, and cyclopentyl). In other embodiments, R⁴ is -alkylaryl, -alkyl heteroaryl, or -alkylheterocyclyl. Alkyl, aryl, and heteroaryl are as described herein and the heterocyclyl is unsubstituted or substituted (non-limiting examples include pyrrolidinyl, tetrahydrofuranyl, piperidinyl, tetrahydropyranyl, thiazolidinyl, imidazolidinyl, morpholinyl, and piperazinyl) For R⁴-alkylaryl, -alkyl heteroaryl, or -alkylheterocyclyl, connection to W¹ or to the compound of Formula I is through the alkyl portion of the moiety. In yet other embodiments, R⁴ is unsubstituted or substituted alkenyl (including but not limited to unsubstituted or substituted C₂-C₁₀alkenyl such as, for example, vinyl, allyl, 1-methyl propen-1-yl, butenyl, or pentenyl) or unsubstituted or substituted alkynyl (including but not limited to unsubstituted or substituted C₂-C₁₀alkynyl such as acetylenyl, propargyl, butynyl, or pentynyl). Other compounds are provided by the invention, wherein R⁴ is -alkenylaryl, alkenylheteroaryl, -alkenylheteroalkyl, or -alkenylheterocyclyl, wherein the alkenyl, aryl, heteroaryl, heteroalkyl, and heterocyclyl are as described herein. The R⁴-alkenylaryl, -alkenylheteroaryl, -alkenylheteroalkyl, or -alkenylheterocyclyl moiety is attached to W¹ or to the compound of Formula I through the alkenyl portion of the moiety. In other embodiments, R⁴ is -alkynylaryl, -alkynyl heteroaryl, -alkynylheteroalkyl, -alkynylheterocyclyl, -alkynylcycloalkyl, or -alkynylcycloalkenyl, wherein alkynyl, aryl, heteroaryl, heteroalkyl, heterocyclyl, cycloalkyl are as described herein. A R⁴-cycloalkenyl moiety is unsubstituted or substituted C₃-C₈cycloalkenyl (including but not limited to cyclopentenyl and cyclohexenyl). The R⁴-alkynylaryl, -alkynyl heteroaryl, -alkynylheteroalkyl, -alkynylheterocyclyl, -alkynylcycloalkyl, or -alkynylcycloalkenyl is attached to W¹ or to the compound of Formula I through the alkynyl portion of the moiety. Some nonlimiting examples include 2-cyclopropylacetylenyl and 3-(morpholinyl)proparg-1-yl. In some other embodiments, R⁴ is -alkoxy alkyl, -alkoxyalkenyl, or -alkoxyalkynyl, wherein alkoxy, alkyl, alkenyl, and alkynyl are as described herein. The R⁴-alkoxy alkyl, -alkoxyalkenyl, or -alkoxyalkynyl is attached to W¹ or to the compound of Formula I through the alkoxy portion of the moiety. In yet other embodiments, R⁴ is -arylalkenyl, -arylalkynyl, or aryl-heterocyclyl, wherein aryl, alkenyl, alkynyl or heterocyclyl is as described herein. The R⁴-arylalkenyl, -arylalkynyl, or aryl-heterocyclyl is attached to W¹ or to the compound of Formula I through the aryl portion of the moiety. Nonlimiting examples include 4-allylphen-1-yl, 2(morpholinyl)phenyl and 4-(piperidinyl)phenyl. Alternatively, R⁴ is heteroaryl-alkyl, heteroaryl-alkenyl, heteroaryl-alkynyl, heteroaryl-cycloalkyl, heteroaryl-heteroalkyl, or heteroaryl-heterocyclyl, wherein heteroaryl, alkyl, alkenyl, alkynyl, cycloalkyl, heteroalkyl, and heterocyclyl are as described herein. The R⁴-heteroaryl-alkyl, heteroaryl-alkenyl, heteroaryl-alkynyl, -heteroaryl-cycloalkyl, -heteroaryl-heteroalkyl, or -heteroaryl-heterocyclyl is attached to W¹ or to the compound of Formula I through the heteroaryl portion of the moiety.

[00197] For a compound of Formulae VI-IX, in some embodiments, each aryl or heteroaryl that forms part or all of R⁴ is unsubstituted or is substituted with one or more independent halo, -OH, -R³¹, -CF₃, -OCF₃, -OR³¹, -NR³¹R³², -NR³⁴R³⁵, -C(O)R³¹, -CO₂R³¹, -C(=O)NR³¹R³², -C(=O)NNR³⁴R³⁵, -NO₂, -CN, -S(O)₀₋₂R³¹, -SO₂NR³¹R³², -SO₂NR³⁴R³⁵, -NR³¹C(=O)R³², -NR³¹C(=O)OR³², -NR³¹C(=O)NR³²R³³, -NR³¹S(O)₀₋₂R³², -C(=S)OR³¹, -C(=O)SR³¹, -NR³¹C(=NR³²)NR³³R³², -NR³¹C(=NR³²)OR³³, -NR³¹C(=NR³²)SR³³, -OC(=O)OR³³, -OC(=O)NR³¹R³², -OC(=O)SR³¹, -SC(=O)OR³¹, -P(O)OR³¹OR³², or -SC(=O)NR³¹R³² substituents.

[00198] Each alkyl, cycloalkyl, heterocyclyl, or heteroalkyl forming all or part of R^4 is unsubstituted or substituted with one or more halo, $-OH$, $-R^{31}$, $-CF_3$, $-OCF_3$, $-OR^{31}$, $-O$ -aryl, $-NR^{31}R^{32}$, $-NR^{34}R^{35}$, $-C(O)R^{31}$, $-CO_2R^{31}$, $-C(=O)NNR^{34}R^{35}$, or $-C(=O)NR^{31}R^{32}$ substituents.

[00199] In various embodiments, X_1 is $C-(W^1)_j-R^4$. In some embodiments, X_1 is $C-R^4$. In some embodiments, X_1 is $-OR^4$. In other embodiments, X_1 is $-NR^7R^4$ (including but not limited to $-NHR^4$). X_1 is also $-S(O)_{0-2}R^4$. In other embodiments, X_1 is $-C(O)R^4$. Additionally, X_1 is $-C(O)N(R^7)R^4$. In some other embodiments, X_1 is $-N(R^7)C(O)R^4$. In yet other embodiments, X_1 is $-N(R^7)S(O)R^4$. In various embodiments, X_1 is $-N(R^7)S(O)_2R^4$. In some embodiments, X_1 is $-C(O)OR^4$. Alternatively, X_1 is $CH(R^7)N(C(O)OR^8)R^4$. In some embodiments, X_1 is $-CH(R^7)N(C(O)R^8)R^4$. In other embodiments, X_1 is $-CH(R^7)N(SO_2R^8)R^4$. X_1 may also be $-CH(R^7)N(R^8)R^4$. In other embodiments, X_1 is $-CH(R^7)C(O)N(R^8)R^4$. In yet other embodiments, X_1 is $-CH(R^7)N(R^8)C(O)R^4$. Additionally, X_1 is $-CH(R^7)N(R^8)S(O)R^4$. In some other embodiments, X_1 is $-CH(R^7)N(R^8)S(O)_2R^4$.

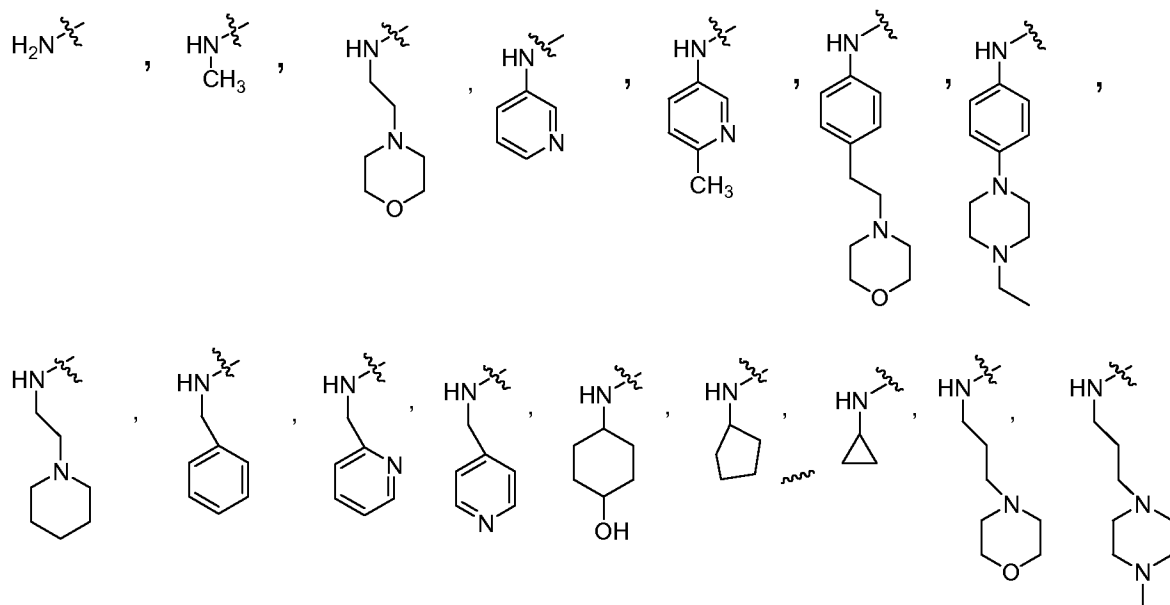
[00200] In one embodiment, X_1 is CH .

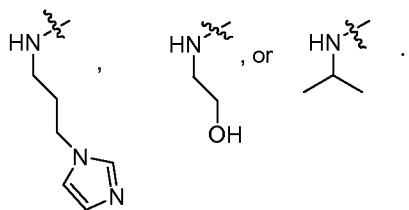
[00201] In various embodiments, X_2 is $C-(W^1)_j-R^4$. In some embodiments, X_2 is $C-R^4$. In some embodiments, X_2 is $-OR^4$. In other embodiments, X_2 is $-NR^7R^4$ (including but not limited to $-NHR^4$). X_2 is also $-S(O)_{0-2}R^4$. In other embodiments, X_2 is $-C(O)R^4$. Additionally, X_2 is $-C(O)N(R^7)R^4$. In some other embodiments, X_2 is $-N(R^7)C(O)R^4$. In yet other embodiments, X_2 is $-N(R^7)S(O)R^4$. In various embodiments, X_2 is $-N(R^7)S(O)_2R^4$. In some embodiments, X_2 is $-C(O)OR^4$. Alternatively, X_2 is $CH(R^7)N(C(O)OR^8)R^4$. In some embodiments, X_2 is $-CH(R^7)N(C(O)R^8)R^4$. In other embodiments, X_2 is $-CH(R^7)N(SO_2R^8)R^4$. X_2 may also be $-CH(R^7)N(R^8)R^4$. In other embodiments, X_2 is $-CH(R^7)C(O)N(R^8)R^4$. In yet other embodiments, X_2 is $-CH(R^7)N(R^8)C(O)R^4$. Additionally, X_2 is $-CH(R^7)N(R^8)S(O)R^4$. In some other embodiments, X_2 is $-CH(R^7)N(R^8)S(O)_2R^4$.

[00202] In one embodiment, X_2 is CH . In one embodiment, X_2 is CR^4 , wherein R^4 is alkyl, cycloalkyl or heterocyclyl.

[00203] In another embodiment, X_1 is $C-NH_2$.

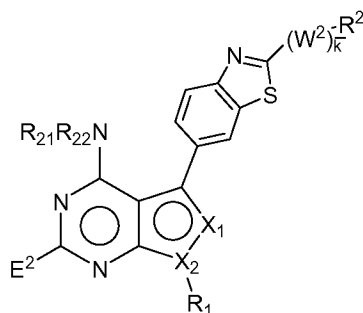
[00204] In various embodiments, X_1 is $C-NH-R^4$, where $-NH-R^4$ is:





[00205] Additional embodiments of E¹ and E² are found in Table 3.

[00206] In another aspect of the invention, a compound of Formula X or a pharmaceutically acceptable salt thereof is provided in this invention, wherein



Formula X

[00207] X₁, X₂, R₁, E¹, E², j, W¹, W², k, R⁶, R⁷, R⁸, R³¹, R³², R³³, R³⁴ and R³⁵ are defined as for Formula I; and

[00208] R², R³ and R⁴ are independently hydrogen, halogen, aryl, heteroaryl, C₁₋₄alkyl, C₁₋₁₀alkyl, C₃₋₈cycloalkyl, -C₁₋₁₀alkyl-C₃₋₈cycloalkyl, -C₃₋₈cycloalkyl-C₁₋₁₀alkyl, -C₃₋₈cycloalkyl-C₂₋₁₀alkenyl, -C₃₋₈cycloalkyl-C₂₋₁₀alkynyl, -C₁₋₁₀alkyl-C₂₋₁₀alkenyl, -C₁₋₁₀alkyl-C₂₋₁₀alkynyl, -C₁₋₁₀alkylaryl, -C₁₋₁₀alkyl heteroaryl, -C₁₋₁₀alkylheterocyclyl, -C₂₋₁₀alkenyl, -C₂₋₁₀alkynyl, -C₂₋₁₀alkenyl-C₁₋₁₀alkyl, -C₂₋₁₀alkynyl-C₁₋₁₀alkyl, -C₂₋₁₀alkenylaryl, -C₂₋₁₀alkenylheteroaryl, -C₂₋₁₀alkenylheteroalkyl, -C₂₋₁₀alkenylheterocyclyl, -C₂₋₁₀alkenyl-C₃₋₈cycloalkyl, -C₂₋₁₀alkynylaryl, -C₂₋₁₀alkynylheteroaryl, -C₂₋₁₀alkynylheteroalkyl, -C₂₋₁₀alkynylheterocyclyl, -C₂₋₁₀alkynyl-C₃₋₈cycloalkenyl, -C₁₋₁₀alkoxy C₁₋₁₀alkyl, -C₁₋₁₀alkoxy-C₂₋₁₀alkenyl, -C₁₋₁₀alkoxy-C₂₋₁₀alkynyl, -heterocyclyl-C₁₋₁₀alkyl, -heterocyclyl-C₂₋₁₀alkenyl, -heterocyclyl-C₂₋₁₀alkynyl, -aryl-C₁₋₁₀alkyl, -aryl-C₂₋₁₀alkenyl, -aryl-C₂₋₁₀alkynyl, -aryl-heterocyclyl, -hetaryl-C₁₋₁₀alkyl, -heteroaryl-C₂₋₁₀alkenyl, -heteroaryl-C₂₋₁₀alkynyl, -hetaryl-C₃₋₈cycloalkyl, -heteroaryl-heteroalkyl, or -heteroaryl-heterocyclyl, wherein each of said aryl or heteroaryl moieties is unsubstituted or is substituted with one or more independent halo, -OH, -R³¹, -CF₃, -OCF₃, -OR³¹, -NR³¹R³², -NR³⁴R³⁵, -C(O)R³¹, -CO₂R³¹, -C(=O)NR³¹R³², -C(=O)NNR³⁴R³⁵, -NO₂, -CN, -S(O)₀₋₂R³¹, -SO₂NR³¹R³², -SO₂NR³⁴R³⁵, -NR³¹C(=O)R³², -NR³¹C(=O)OR³², -NR³¹C(=O)NR³²R³³, -NR³¹S(O)₀₋₂R³², -C(=S)OR³¹, -C(=O)SR³¹, -NR³¹C(=NR³²)NR³³R³², -NR³¹C(=NR³²)OR³³, -NR³¹C(=NR³²)SR³³, -OC(=O)OR³³, -OC(=O)NR³¹R³², -OC(=O)SR³¹, -SC(=O)OR³¹, -P(O)OR³¹OR³², or -SC(=O)NR³¹R³² substituents, and wherein each of said alkyl, cycloalkyl, heterocyclyl, or heteroalkyl moieties is unsubstituted or substituted with one or more halo, -OH, -R³¹, -CF₃, -OCF₃, -OR³¹, -O-aryl, -NR³¹R³², -NR³⁴R³⁵, -C(O)R³¹, -CO₂R³¹, -C(=O)NNR³⁴R³⁵, or -C(=O)NR³¹R³² substituents.

[00209] In some embodiments, for a compound of Formula X, R² is hydrogen or halogen, such as chloro, bromo, fluoro or iodo. In other embodiments, R² is unsubstituted or substituted aryl (including but not limited to monocyclic or bicyclic aryl) or unsubstituted or substituted heteroaryl, including but not limited to monocyclic and bicyclic heteroaryl. Monocyclic heteroaryl R² includes but is not limited to pyrrolyl, thienyl, furyl, pyridinyl,

pyranyl, imidazolyl, thiazolyl, pyrazolyl, and oxazolyl. Bicyclic heteroaryl R² includes but is not limited to benzothiophenyl, benzofuryl, indolyl, quinolinyl, isoquinolinyl, benzimidazolyl, benzoxazolyl, benzothiazolyl, quinazoliny, azaindolyl, pyrazolopyrimidinyl, and purinyl R² is also unsubstituted or substituted C₁₋₁₀alkyl (including but not limited to CH₃, -CH₂CH₃, n-propyl, isopropyl, *n*-butyl, *tert*-butyl, *sec*-butyl, pentyl, hexyl, and heptyl) or unsubstituted or substituted C₃₋₈cycloalkyl (including but not limited to cyclopropyl, cyclobutyl, and cyclopentyl). In other embodiments, R² is -alkylcycloalkyl, -alkylaryl, -alkyl heteroaryl, or -alkylheterocyclyl. Alkyl, aryl, cycloalkyl, and heteroaryl are as described herein and the heterocyclyl is unsubstituted or substituted (non-limiting examples include pyrrolidinyl, tetrahydrofuranly, piperidinyl, tetrahydropyranly, thiazolidinyl, imidazolidinyl, morpholinyl, and piperazinyl) For R² -alkylcycloalkyl, -alkylaryl, -alkyl heteroaryl, or -alkylheterocyclyl, connection to W² or to the compound of Formula I is through the alkyl portion of the moiety. In yet other embodiments, R² is unsubstituted or substituted alkenyl (including but not limited to unsubstituted or substituted C₂-C₁₀alkenyl such as, for example, vinyl, allyl, 1-methyl propen-1-yl, butenyl, or pentenyl) or unsubstituted or substituted alkynyl (including but not limited to unsubstituted or substituted C₂-C₁₀alkynyl such as acetylenyl, propargyl, butynyl, or pentynyl). Other compounds are provided by the invention, wherein R² is -alkenylaryl, alkenylheteroaryl, -alkenylheteroalkyl, -alkenylheterocyclyl or -alkenylcycloalkyl, wherein alkenyl, aryl, heteroaryl, heteroalkyl, heterocyclyl, and cycloalkyl are as described herein. The R²-alkenylaryl, -alkenylheteroaryl, -alkenylheteroalkyl, -alkenylheterocyclyl, or -alkenylcycloalkyl moiety is attached to to W² or to the compound of Formula I through the alkenyl portion of the moiety. In other embodiments, R² is -alkynylaryl, -alkynyl heteroaryl, -alkynylheteroalkyl, -alkynylheterocyclyl, -alkynylcycloalkyl, or -alkynylcycloalkenyl, wherein alkynyl, aryl, heteroaryl, heteroalkyl, heterocyclyl, cycloalkyl are as described herein. A R²-cycloalkenyl moiety is unsubstituted or substituted C₃-C₈cycloalkenyl (including but not limited to cyclopentenyl and cyclohexenyl). The R²-alkynylaryl, -alkynyl heteroaryl, -alkynylheteroalkyl, -alkynylheterocyclyl, -alkynylcycloalkyl, or -alkynylcycloalkenyl is attached to W² or to the compound of Formula I through the alkynyl portion of the moiety. Some nonlimiting examples include 2-cyclopropylacetylenyl and 3-(morpholinyl)proparg-1-yl. Alternatively, R² is -cycloalkyl-heterocyclyl, -cycloalkyl-alkyl, -cycloalkylalkynyl, or -cycloalkylalkenyl, wherein heterocyclyl, cycloalkyl, alkyl, alkenyl, and alkynyl are as described herein. The R²-cycloalkyl-heterocyclyl, -cycloalkyl-alkyl, -cycloalkylalkynyl, or -cycloalkylalkenyl is attached to to W² or to the compound of Formula I through the cycloalkyl portion of the moiety. In some other embodiments, R² is -alkoxyalkyl, -alkoxyalkenyl, or -alkoxyalkynyl, wherein alkoxy, alkyl, alkenyl, and alkynyl are as described herien. The R²-alkoxy alkyl, -alkoxyalkenyl, or -alkoxyalkynyl is attached to to W² or to the compound of Formula I through the alkoxy portion of the moiety. Alternatively, R² is (unsubstituted or substituted heterocyclyl) wherein heterocyclyl includes but is not limited to azetidiny, pyrrolidinyl, tetrahydrofuranly, piperidinyl, tetrahydropyranly, thiazolidinyl, imidazolidinyl, morpholinyl, and piperazinyl. Heterocyclyl includes but is not limited to morpholinyl, thiomorpholinyl, azetidiny, pyrrolidinyl, tetrahydropyranly, piperazinyl, and 4-NMe- piperazinyl. In some other embodiments, R² is -heterocyclylalkyl, -heterocyclylalkenyl, -heterocyclyl-alkynyl, -heterocyclylcycloalkyl or -heterocyclylheterocyclyl wherein heterocyclyl, alkyl, alkenyl, cycloalkyl, and alkynyl are as described herein. The R²-heterocyclylalkyl, -heterocyclylalkenyl, -heterocyclyl-alkynyl, -heterocyclylcycloalkyl or -heterocyclylheterocyclyl is connected to W² or to the compound of Formula I through the heterocyclyl portion of the moiety. In yet other embodiments, R² is -arylalkenyl, -arylalkynyl, or aryl-heterocyclyl, wherein aryl, alkenyl, alkynyl or heterocyclyl is as described herein. The R²-arylalkenyl, -arylalkynyl, or -aryl-heterocyclyl is attached to to W² or to the compound of Formula I through the aryl portion of the moiety. Nonlimiting examples include 4-

allylphen-1-yl, 2(morpholinyl)phenyl and 4-(piperidinyl)phenyl Alternatively, R² is -heteroaryl-alkyl, -heteroaryl-alkenyl, -heteroaryl-alkynyl, -heteroaryl-cycloalkyl, -heteroaryl-heteroalkyl, or -heteroaryl-heterocyclyl, wherein heteroaryl, alkyl, alkenyl, alkynyl, cycloalkyl, heteroalkyl, and heterocyclyl are as described herein. The R² -heteroaryl-alkyl, -heteroaryl-alkenyl, -heteroaryl-alkynyl, -heteroaryl-cycloalkyl, -heteroaryl-heteroalkyl, or -heteroaryl-heterocyclyl is attached to to W² or to the compound of Formula I through the heteroaryl portion of the moiety.

[00210] For a compound of Formula X, each aryl or heteroaryl that forms part or all of R² is unsubstituted or is substituted with one or more independent halo, -OH, -R³¹, -CF₃, -OCF₃, -OR³¹, -NR³¹R³², -NR³⁴R³⁵, -C(O)R³¹, -CO₂R³¹, -C(=O)NR³¹R³², -C(=O)NNR³⁴R³⁵, -NO₂, -CN, -S(O)₀₋₂R³¹, -SO₂NR³¹R³², -SO₂NR³⁴R³⁵, -NR³¹C(=O)R³², -NR³¹C(=O)OR³², -NR³¹C(=O)NR³²R³³, -NR³¹S(O)₀₋₂R³², -C(=S)OR³¹, -C(=O)SR³¹, -NR³¹C(=NR³²)NR³³R³², -NR³¹C(=NR³²)OR³³, -NR³¹C(=NR³²)SR³³, -OC(=O)OR³³, -OC(=O)NR³¹R³², -OC(=O)SR³¹, -SC(=O)OR³¹, -P(O)OR³¹OR³², or -SC(=O)NR³¹R³² substituents.

[00211] In some embodiments, each alkyl, cycloalkyl, heterocyclyl, or heteroalkyl forming all or part of R² is unsubstituted or substituted with one or more halo, -OH, -R³¹, -CF₃, -OCF₃, -OR³¹, -O-aryl, -NR³¹R³², -NR³⁴R³⁵, -C(O)R³¹, -CO₂R³¹, -C(=O)NNR³⁴R³⁵, -C(=O)NR³¹R³², SO₂NR³¹R³², or -SO₂NR³⁴R³⁵ substituents.

[00212] In some embodiments for a compound of Formula X, R³ is hydrogen or halogen, such as chloro, bromo, fluoro or iodo. In other embodiments, R³ is unsubstituted or substituted aryl (including but not limited to monocyclic or bicyclic aryl) or unsubstituted or substituted heteroaryl, including but not limited to monocyclic and bicyclic heteroaryl. Monocyclic heteroaryl R³ includes but is not limited to pyrrolyl, thienyl, furyl, pyridinyl, pyranyl, imidazolyl, thiazolyl, pyrazolyl, and oxazolyl. Bicyclic heteroaryl R³ includes but is not limited to benzothiophenyl, benzofuryl, indolyl, quinolinyl, isoquinolinyl, benzimidazolyl, benzoxazolyl, benzothiazolyl, quinazolinyl, azaindolyl, pyrazolopyrimidinyl, and purinyl R² is also unsubstituted or substituted C₁₋₁₀alkyl (including but not limited to CH₃, -CH₂CH₃, n-propyl, isopropyl, *n*-butyl, *tert*-butyl, *sec*-butyl, pentyl, hexyl, and heptyl) or unsubstituted or substituted C₃₋₈cycloalkyl (including but not limited to cyclopropyl, cyclobutyl, and cyclopentyl). In other embodiments, R³ is -alkylcycloalkyl, -alkylaryl, -alkyl heteroaryl, or -alkylheterocyclyl. Alkyl, aryl, cycloalkyl, and heteroaryl are as described herein and the heterocyclyl is unsubstituted or substituted (non-limiting examples include pyrrolidinyl, tetrahydrofuranlyl, piperidinyl, tetrahydropyranlyl, thiazolidinyl, imidazolidinyl, morpholinyl, and piperazinyl) For R³ -alkylcycloalkyl, -alkylaryl, -alkyl heteroaryl, or -alkylheterocyclyl, connection to R₁ is through the alkyl portion of the moiety. In yet other embodiments, R³ is unsubstituted or substituted alkenyl (including but not limited to unsubstituted or substituted C₂-C₁₀alkenyl such as, for example, vinyl, allyl, 1-methyl propen-1-yl, butenyl, or pentenyl) or unsubstituted or substituted alkynyl (including but not limited to unsubstituted or substituted C₂-C₁₀alkynyl such as acetylenyl, propargyl, butynyl, or pentynyl).

[00213] Other compounds of Formula X are provided by the invention, wherein R³ is -alkenylaryl, -alkenylheteroaryl, -alkenylheteroalkyl, -alkenylheterocyclyl or -alkenylcycloalkyl, wherein alkenyl, aryl, heteroaryl, heteroalkyl, heterocyclyl, and cycloalkyl are as described herein. The R³ -alkenylaryl, -alkenylheteroaryl, -alkenylheteroalkyl, -alkenylheterocyclyl, or -alkenylcycloalkyl moiety is attached to R₁ through the alkenyl portion of the moiety.

[00214] In other embodiments, R³ is -alkynylaryl, -alkynyl heteroaryl, -alkynylheteroalkyl, -alkynylheterocyclyl, -alkynylcycloalkyl, or -alkynylcycloalkenyl, wherein alkynyl, aryl, heteroaryl, heteroalkyl, heterocyclyl, cycloalkyl

are as described herein. A R^3 -cycloalkenyl moiety is unsubstituted or substituted C_3 - C_8 cycloalkenyl (including but not limited to cyclopentenyl and cyclohexenyl). The R^3 -alkynylaryl, -alkynyl heteroaryl, -alkynylheteroalkyl, -alkynylheterocyclyl, -alkynylcycloalkyl, or -alkynylcycloalkenyl is attached to R_1 through the alkynyl portion of the moiety. Some nonlimiting examples include 2-cyclopropylacetylenyl and 3-(morpholinyl)proparg-1-yl.

Alternatively, R^3 is -cycloalkyl-alkyl, -cycloalkylalkynyl, or -cycloalkylalkenyl, wherein cycloalkyl, alkyl, alkenyl, and alkynyl are as described herein. The R^3 -cycloalkyl-alkyl, -cycloalkylalkynyl, or -cycloalkylalkenyl is attached to R_1 through the cycloalkyl portion of the moiety. In some other embodiments, R^3 is -alkoxy alkyl, -alkoxyalkenyl, or -alkoxyalkynyl, wherein alkoxy, alkyl, alkenyl, and alkynyl are as described herein. The R^3 -alkoxy alkyl, -alkoxyalkenyl, or -alkoxyalkynyl is attached to R_1 through the alkoxy portion of the moiety. Alternatively, R^3 is (unsubstituted or substituted heterocyclyl) wherein heterocyclyl includes but is not limited to azetidiny, pyrrolidinyl, tetrahydrofuranyl, piperidinyl, tetrahydropyranyl, thiazolidinyl, imidazolidinyl, morpholinyl, and piperazinyl. Heterocyclyl includes but is not limited to morpholinyl, thiomorpholinyl, azetidiny, pyrrolidinyl, tetrahydropyranyl, piperazinyl, and 4-NMe- piperazinyl. In some other embodiments, R^3 is -heterocyclylalkyl, -heterocyclylalkenyl, -heterocyclyl-alkynyl, -heterocyclylcycloalkyl or -heterocyclylheterocyclyl wherein heterocyclyl, alkyl, alkenyl, cycloalkyl, and alkynyl are as described herein. The R^3 -heterocyclylalkyl, -heterocyclylalkenyl, -heterocyclyl-alkynyl, -heterocyclylcycloalkyl or -heterocyclylheterocyclyl is connected to R_1 through the heterocyclyl portion of the moiety. In yet other embodiments, R^3 is -arylalkenyl, -arylalkynyl, or -aryl-heterocyclyl, wherein aryl, alkenyl, alkynyl or heterocyclyl is as described herein. The R^3 -arylalkenyl, -arylalkynyl, or -aryl-heterocyclyl is attached to R_1 through the aryl portion of the moiety. Nonlimiting examples include 4-allylphen-1-yl, 2(morpholinyl)phenyl and 4-(piperidinyl)phenyl. Alternatively, R^3 is -heteroaryl-alkyl, -heteroaryl-alkenyl, -heteroaryl-alkynyl, -heteroaryl-cycloalkyl, -heteroaryl-heteroalkyl, or -heteroaryl-heterocyclyl, wherein heteroaryl, alkyl, alkenyl, alkynyl, cycloalkyl, heteroalkyl, and heterocyclyl are as described herein. The R^3 -heteroaryl-alkyl, -heteroaryl-alkenyl, -heteroaryl-alkynyl, -heteroaryl-cycloalkyl, -heteroaryl-heteroalkyl, or -heteroaryl-heterocyclyl is attached to R_1 through the heteroaryl portion of the moiety.

[00215] In some embodiments for a compound of Formula X, each aryl or heteroaryl that forms part or all of R^3 is unsubstituted or is substituted with one or more independent halo, -OH, $-R^{31}$, $-CF_3$, $-OCF_3$, $-OR^{31}$, $-NR^{31}R^{32}$, $-NR^{34}R^{35}$, $-C(O)R^{31}$, $-CO_2R^{31}$, $-C(=O)NR^{31}R^{32}$, $-C(=O)NNR^{34}R^{35}$, $-NO_2$, $-CN$, $-S(O)_{0-2}R^{31}$, $-SO_2NR^{31}R^{32}$, $-SO_2NR^{34}R^{35}$, $-NR^{31}C(=O)R^{32}$, $-NR^{31}C(=O)OR^{32}$, $-NR^{31}C(=O)NR^{32}R^{33}$, $-NR^{31}S(O)_{0-2}R^{32}$, $-C(=S)OR^{31}$, $-C(=O)SR^{31}$, $-NR^{31}C(=NR^{32})NR^{33}R^{32}$, $-NR^{31}C(=NR^{32})OR^{33}$, $-NR^{31}C(=NR^{32})SR^{33}$, $-OC(=O)OR^{33}$, $-OC(=O)NR^{31}R^{32}$, $-OC(=O)SR^{31}$, $-SC(=O)OR^{31}$, $-P(O)OR^{31}OR^{32}$, or $-SC(=O)NR^{31}R^{32}$ substituents.

[00216] In other embodiments for a compound of Formula X, each alkyl, cycloalkyl, heterocyclyl, or heteroalkyl forming all or part of R^3 is unsubstituted or substituted with one or more halo, -OH, $-R^{31}$, $-CF_3$, $-OCF_3$, $-OR^{31}$, -O-aryl, $-NR^{31}R^{32}$, $-NR^{34}R^{35}$, $-C(O)R^{31}$, $-CO_2R^{31}$, $-C(=O)NNR^{34}R^{35}$, $-C(=O)NR^{31}R^{32}$, $SO_2NR^{31}R^{32}$, or $SO_2NR^{34}R^{35}$ substituents.

[00217] In some embodiments of a compound of Formula X, R^4 is hydrogen or halogen, such as chloro, bromo, fluoro or iodo. In other embodiments, R^4 is unsubstituted or substituted aryl (including but not limited to monocyclic or bicyclic aryl) or unsubstituted or substituted heteroaryl, including but not limited to monocyclic and bicyclic heteroaryl. Monocyclic heteroaryl R^4 includes but is not limited to pyrrolyl, thienyl, furyl, pyridinyl, pyranlyl, imidazolyl, thiazolyl, pyrazolyl, and oxazolyl. Bicyclic heteroaryl R^4 includes but is not limited to benzothiophenyl, benzofuryl, indolyl, quinolinyl, isoquinolinyl, benzimidazolyl, benzoxazolyl, benzothiazolyl, quinazoliny,

azaindolyl, pyrazolopyrimidinyl, and purinyl R⁴ is also unsubstituted or substituted C₁₋₁₀alkyl (including but not limited to CH₃, -CH₂CH₃, n-propyl, isopropyl, *n*-butyl, *tert*-butyl, *sec*-butyl, pentyl, hexyl, and heptyl) or unsubstituted or substituted C₃₋₈cycloalkyl (including but not limited to cyclopropyl, cyclobutyl, and cyclopentyl). In other embodiments, R⁴ is -alkylcycloalkyl, -alkylaryl, -alkyl heteroaryl, or -alkylheterocyclyl. Alkyl, aryl, cycloalkyl, and heteroaryl are as described herein and the heterocyclyl is unsubstituted or substituted (non-limiting examples include pyrrolidinyl, tetrahydrofuranyl, piperidinyl, tetrahydropyranyl, thiazolidinyl, imidazolidinyl, morpholinyl, and piperazinyl). For R⁴-alkylcycloalkyl, -alkylaryl, -alkyl heteroaryl, or -alkylheterocyclyl, connection to W¹ or to the compound of Formula I is through the alkyl portion of the moiety. In yet other embodiments, R⁴ is unsubstituted or substituted alkenyl (including but not limited to unsubstituted or substituted C₂-C₁₀alkenyl such as, for example, vinyl, allyl, 1-methyl propen-1-yl, butenyl, or pentenyl) or unsubstituted or substituted alkynyl (including but not limited to unsubstituted or substituted C₂-C₁₀alkynyl such as acetylenyl, propargyl, butynyl, or pentynyl).

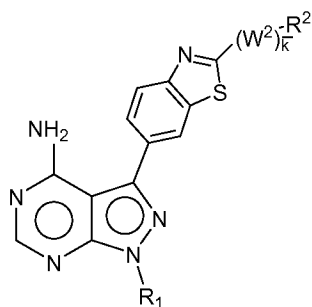
[00218] For other Formula X compounds that are provided by the invention, wherein R⁴ is -alkenylaryl, -alkenylheteroaryl, -alkenylheteroalkyl, -alkenylheterocyclyl or -alkenylcycloalkyl, wherein alkenyl, aryl, heteroaryl, heteroalkyl, heterocyclyl, and cycloalkyl are as described herein. The R⁴-alkenylaryl, -alkenylheteroaryl, -alkenylheteroalkyl, -alkenylheterocyclyl, or -alkenylcycloalkyl moiety is attached to W¹ or to the compound of Formula I through the alkenyl portion of the moiety. In other embodiments, R⁴ is -alkynylaryl, -alkynyl heteroaryl, -alkynylheteroalkyl, -alkynylheterocyclyl, -alkynylcycloalkyl, or -alkynylcycloalkenyl, wherein alkynyl, aryl, heteroaryl, heteroalkyl, heterocyclyl, cycloalkyl are as described herein. A R⁴-cycloalkenyl moiety is unsubstituted or substituted C₃-C₈cycloalkenyl (including but not limited to cyclopentenyl and cyclohexenyl). The R⁴-alkynylaryl, -alkynyl heteroaryl, -alkynylheteroalkyl, -alkynylheterocyclyl, -alkynylcycloalkyl, or -alkynylcycloalkenyl is attached to W¹ or to the compound of Formula I through the alkynyl portion of the moiety. Some nonlimiting examples include 2-cyclopropylacetylenyl and 3-(morpholinyl)proparg-1-yl. Alternatively, R⁴ is -cycloalkyl-alkyl, -cycloalkylalkynyl, or -cycloalkylalkenyl, wherein cycloalkyl, alkyl, alkenyl, and alkynyl are as described herein. The R⁴-cycloalkyl-alkyl, -cycloalkylalkynyl, or -cycloalkylalkenyl is attached to W¹ or to the compound of Formula I through the cycloalkyl portion of the moiety. In some other embodiments, R⁴ is -alkoxyalkyl, -alkoxyalkenyl, or -alkoxyalkynyl, wherein alkoxy, alkyl, alkenyl, and alkynyl are as described herein. The R⁴-alkoxyalkyl, -alkoxyalkenyl, or -alkoxyalkynyl is attached to W¹ or to the compound of Formula I through the alkoxy portion of the moiety. Alternatively, R⁴ is (unsubstituted or substituted heterocyclyl) wherein heterocyclyl includes but is not limited to azetidiny, pyrrolidinyl, tetrahydrofuranyl, piperidinyl, tetrahydropyranyl, thiazolidinyl, imidazolidinyl, morpholinyl, and piperazinyl. Heterocyclyl includes but is not limited to morpholinyl, thiomorpholinyl, azetidiny, pyrrolidinyl, tetrahydropyranyl, piperazinyl, and 4-NMe-piperazinyl. In some other embodiments, R⁴ is -heterocyclylalkyl, -heterocyclylalkenyl, -heterocyclyl-alkynyl, -heterocyclylcycloalkyl or -heterocyclylheterocyclyl wherein heterocyclyl, alkyl, alkenyl, cycloalkyl, and alkynyl are as described herein. The R⁴-heterocyclylalkyl, -heterocyclylalkenyl, -heterocyclyl-alkynyl, -heterocyclylcycloalkyl or -heterocyclylheterocyclyl is connected to W¹ or to the compound of Formula I through the heterocyclyl portion of the moiety. In yet other embodiments, R⁴ is -arylalkenyl, -arylalkynyl, or -aryl-heterocyclyl, wherein aryl, alkenyl, alkynyl or heterocyclyl is as described herein. The R⁴-arylalkenyl, -arylalkynyl, or -aryl-heterocyclyl is attached to W¹ or to the compound of Formula I through the aryl portion of the moiety. Nonlimiting examples include 4-allylphen-1-yl, 2(morpholinyl)phenyl and 4-(piperidinyl)phenyl. Alternatively, R⁴ is -heteroaryl-alkyl, -heteroaryl-alkenyl, -heteroaryl-alkynyl, -heteroaryl-cycloalkyl, -heteroaryl-heteroalkyl, or -heteroaryl-heterocyclyl, wherein

heteroaryl, alkyl, alkenyl, alkynyl, cycloalkyl, heteroalkyl, and heterocyclyl are as described herein. The R^4 - heteroaryl-alkyl, -heteroaryl-alkenyl, -heteroaryl-alkynyl, -heteroaryl-cycloalkyl, -heteroaryl-heteroalkyl, or -heteroaryl-heterocyclyl is attached to W^1 or to the compound of Formula I through the heteroaryl portion of the moiety.

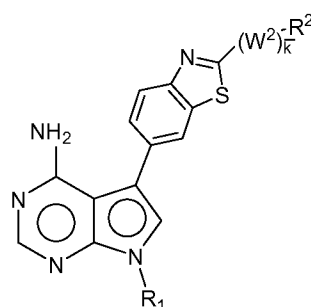
[00219] In some embodiments, each aryl or heteroaryl that forms part or all of R^4 is unsubstituted or is substituted with one or more independent halo, $-OH$, $-R^{31}$, $-CF_3$, $-OCF_3$, $-OR^{31}$, $-NR^{31}R^{32}$, $-NR^{34}R^{35}$, $-C(O)R^{31}$, $-CO_2R^{31}$, $-C(=O)NR^{31}R^{32}$, $-C(=O)NNR^{34}R^{35}$, $-NO_2$, $-CN$, $-S(O)_{0-2}R^{31}$, $-SO_2NR^{31}R^{32}$, $-SO_2NR^{34}R^{35}$, $-NR^{31}C(=O)R^{32}$, $-NR^{31}C(=O)OR^{32}$, $-NR^{31}C(=O)NR^{32}R^{33}$, $-NR^{31}S(O)_{0-2}R^{32}$, $-C(=S)OR^{31}$, $-C(=O)SR^{31}$, $-NR^{31}C(=NR^{32})NR^{33}R^{32}$, $-NR^{31}C(=NR^{32})OR^{33}$, $-NR^{31}C(=NR^{32})SR^{33}$, $-OC(=O)OR^{33}$, $-OC(=O)NR^{31}R^{32}$, $-OC(=O)SR^{31}$, $-SC(=O)OR^{31}$, $-P(O)OR^{31}OR^{32}$, or $-SC(=O)NR^{31}R^{32}$ substituents.

[00220] In some embodiments, each alkyl, cycloalkyl, heterocyclyl, or heteroalkyl forming all or part of R^4 is unsubstituted or substituted with one or more halo, $-OH$, $-R^{31}$, $-CF_3$, $-OCF_3$, $-OR^{31}$, $-O$ -aryl, $-NR^{31}R^{32}$, $-NR^{34}R^{35}$, $-C(O)R^{31}$, $-CO_2R^{31}$, $-C(=O)NNR^{34}R^{35}$, $-C(=O)NR^{31}R^{32}$, $SO_2NR^{31}R^{32}$, or $-SO_2NR^{34}R^{35}$ substituents.

[00221] In some embodiments of the invention, the compound of Formula X is a compound of Formula XI or XII:

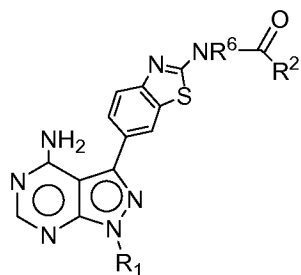


Formula XI

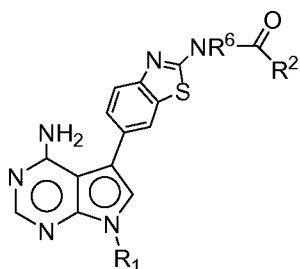


Formula XII

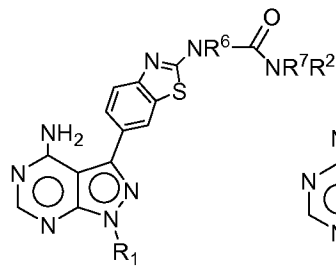
[00222] In some embodiments of the invention, the compound of Formula XI or Formula XII is a compound of Formula XI or XII:



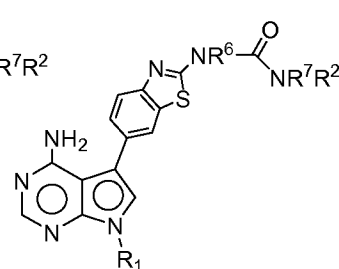
Formula XI-1



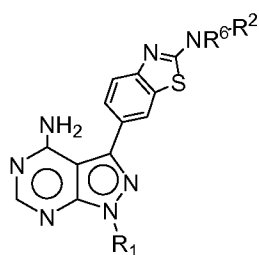
Formula XII-1



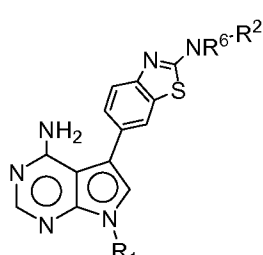
Formula XI-2



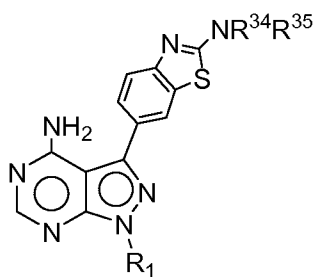
Formula XII-2



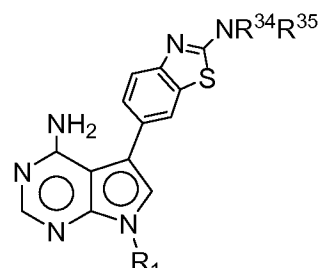
Formula XI-3



Formula XII-3



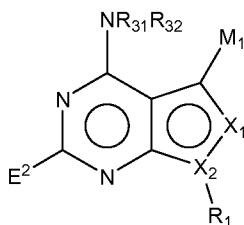
Formula XI-4



Formula XII-4

[00223] In some of the embodiments of the compounds of Formula XI-3 or XII-3, when R⁶ or R² is phenyl, then the phenyl is a substituted phenyl. In other embodiments, when R⁶ and/or R² is alkyl, then R⁶ and/or R² is unsubstituted or substituted with one or more halo, -OH, -CF₃, -OCF₃, -OR³¹, -O-aryl, -NR³¹R³², -NR³⁴R³⁵, -C(O)R³¹, -CO₂R³¹, -C(=O)N(R³⁴R³⁵), -NO₂, -CN, -S(O)₀₋₂R³¹, -SO₂NR³¹R³², -SO₂NR³⁴R³⁵, -NR³¹C(=O)R³², -NR³¹C(=O)OR³², -NR³¹C(=O)NR³²R³³, -NR³¹S(O)₀₋₂R³², -C(=S)OR³¹, -C(=O)SR³¹, -NR³¹C(=NR³²)NR³³R³², -NR³¹C(=NR³²)OR³³, -NR³¹C(=NR³²)SR³³, -OC(=O)OR³³, -OC(=O)NR³¹R³², -OC(=O)SR³¹, -SC(=O)OR³¹, -P(O)OR³¹OR³², or -SC(=O)NR³¹R³² substituents. In other embodiments, when R⁶ and/or R² is alkyl, then R⁶ and/or R² is substituted by cycloalkyl or heterocyclyl. In other embodiments, R⁶ is hydrogen and R² is unsubstituted alkyl or hydrogen. In some embodiments, R⁶ and R² are hydrogen.

[00224] In one aspect, a compound of Formula I or a pharmaceutically acceptable salt thereof, is provided wherein



Formula I

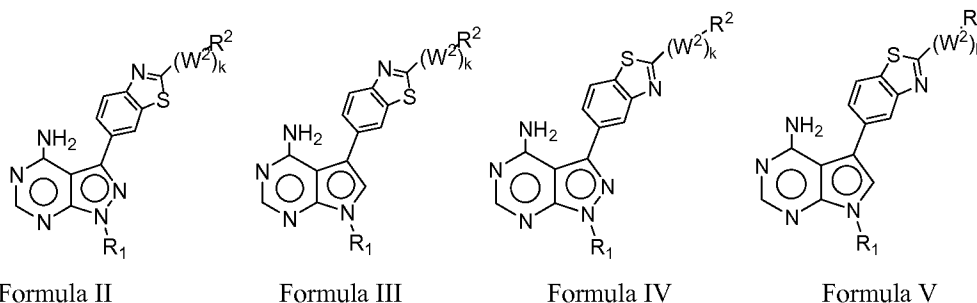
M₁ is benzothiazolyl substituted with -(W²)_k-R²; k is 0 or 1; R₁ is -H, -L-alkyl, -L-cycloalkyl, -L-alkyl-cycloalkyl, -L-aryl, -L-heteroaryl, -L-alkylaryl, -L-alkylheteroaryl, -L-alkylheterocyclyl, -L-alkenyl, -L-alkynyl, -L-alkenyl-cycloalkyl, -L-alkynyl-cycloalkyl, or -L-heterocyclyl, each of which is unsubstituted or substituted by one or more independent R³ substituents; L is absent, C=O, -C(=O)O-, -C(=O)NR³¹-, -S-, -S(O)-, -S(O)₂-, -S(O)₂NR³¹-, or -NR³¹-; X₁ is N or C-E¹ and X₂ is N; or X₁ is NH or CH-E¹ and X₂ is C; E¹ and E² are independently -(W¹)_j-R⁴; j, in each instance, is 0 or 1; W¹ is -O-, -NR⁶-, -S(O)₀₋₂-, -C(O)-, -C(O)N(R⁶)-, -N(R⁶)C(O)-, -N(R⁶)S(O)-, -N(R⁶)S(O)₂-, -C(O)O-, -CH(R⁶)N(C(O)OR⁷)-, -CH(R⁷)N(C(O)R⁷)-, -CH(R⁶)N(SO₂R⁷)-, -CH(R⁶)N(R⁷)-, -CH(R⁶)C(O)N(R⁷)-, -CH(R⁶)N(R⁷)C(O)-, -CH(R⁶)N(R⁷)S(O)-, or -CH(R⁶)N(R⁷)S(O)₂-; W² is -O-, -NR⁶-, -S(O)₀₋₂-, -C(O)-, -C(O)N(R⁶)-, -N(R⁶)C(O)-, -N(R⁶)S(O)-, -N(R⁶)S(O)₂-, -C(O)O-, -CH(R⁶)N(C(O)OR⁷)-, -CH(R⁷)N(C(O)R⁷)-, -CH(R⁶)N(SO₂R⁷)-, -CH(R⁶)N(R⁷)-, -CH(R⁶)C(O)N(R⁷)-, -CH(R⁶)N(R⁷)C(O)-, -CH(R⁶)N(R⁷)S(O)-, or -CH(R⁶)N(R⁷)S(O)₂-; R³ and R⁴ are independently hydrogen, halo, aryl, heteroaryl, alkyl, cycloalkyl, -alkyl-cycloalkyl, -alkylheterocyclyl, C₂₋₁₀alkenyl, or C₂₋₁₀alkynyl; R² is hydrogen, bicyclic aryl, substituted monocyclic aryl, hetaryl, alkyl, cycloalkyl, -alkyl-cycloalkyl, -alkyl-monocyclic aryl, -alkylbicycloaryl, -alkylhetaryl, -alkylheterocyclyl, alkenyl, or alkynyl; R⁶ and R⁷ are each independently hydrogen, alkyl, alkenyl, aryl, heteroaryl, heterocyclyl or cycloalkyl, wherein each alkyl, alkenyl, aryl, heteroaryl, heterocyclyl or cycloalkyl is unsubstituted or substituted by one or more independent R⁸ substituents; and R⁸ is halo, -OR³¹, -SH, NH₂, -NR³⁴R³⁵, -NR³¹R³², -CO₂R³¹, -CO₂aryl, -C(=O)NR³¹R³², C(=O)NR³⁴R³⁵, -NO₂, -CN, -S(O)₀₋₂alkyl, -S(O)₀₋₂aryl, -SO₂NR³⁴R³⁵, -SO₂NR³¹R³², alkyl, alkenyl, or alkynyl; R³¹, R³², and R³³, in each instance, are independently H or alkyl; and R³⁴ and R³⁵ are taken together with the nitrogen atom to which they are attached to form a 3-10 membered ring.

[00225] In some embodiments, the compound is a compound wherein E² is -H. In some embodiments, wherein E² is -H, L is optionally -N(R³¹)C(O)-. In other embodiments, wherein E² is -H, R³ and R⁴ are optionally alkoxy, heterocyclyl, -OH, -R³¹, -CF₃, -OCF₃, -OR³¹, -NR³¹R³², -NR³⁴R³⁵, -C(O)R³¹, -CO₂R³¹, -C(=O)NR³¹R³², -C(=O)N(R³⁴R³⁵), -NO₂, -CN, -S(O)₀₋₂R³¹, -SO₂NR³¹R³², -SO₂NR³⁴R³⁵, -NR³¹C(=O)R³², -NR³¹C(=O)OR³², -NR³¹C(=O)NR³²R³³, -NR³¹S(O)₀₋₂R³², -C(=S)OR³¹, -C(=O)SR³¹, -NR³¹C(=NR³²)NR³³R³², -NR³¹C(=NR³²)OR³³, -

$\text{NR}^{31}\text{C}(\text{=NR}^{32})\text{SR}^{33}$, $-\text{OC}(\text{=O})\text{OR}^{33}$, $-\text{OC}(\text{=O})\text{NR}^{31}\text{R}^{32}$, $-\text{OC}(\text{=O})\text{SR}^{31}$, $-\text{SC}(\text{=O})\text{OR}^{31}$, $-\text{P}(\text{O})\text{OR}^{31}\text{OR}^{32}$, or $-\text{SC}(\text{=O})\text{NR}^{31}\text{R}^{32}$.

[00226] In yet other embodiments, wherein E^2 is $-\text{H}$, R^2 is optionally-alkyl-substituted monocyclic aryl, heterocyclyl, -cycloalkyl-heterocyclyl, or -heterocyclyl-heterocyclyl. In further embodiments, wherein E^2 is $-\text{H}$, W^2 is optionally $-\text{N}(\text{R}^6)\text{C}(\text{O})\text{N}(\text{R}^7)-$, $-\text{CH}(\text{R}^7)\text{C}(\text{O})-$, or $-\text{NR}^{34}\text{R}^{35}$.

[00227] In a second aspect of the invention, a compound having a structure of Formula I, Formula II, Formula III, Formula IV, or Formula V, or a pharmaceutically acceptable salt thereof, shown below:



Formula II

Formula III

Formula IV

Formula V

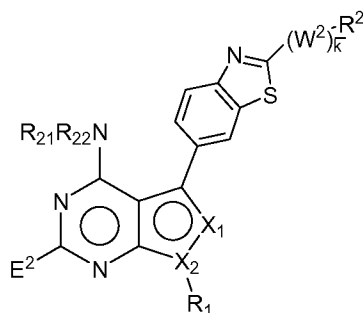
[00228] k is 0 or 1; R_1 is $-\text{H}$, $-\text{L}$ -alkyl, $-\text{L}$ -cycloalkyl, $-\text{L}$ -alkyl-cycloalkyl, $-\text{L}$ -aryl, $-\text{L}$ -heteroaryl, $-\text{L}$ -alkylaryl, $-\text{L}$ -alkylheteroaryl, $-\text{L}$ -alkylheterocyclyl, $-\text{L}$ -alkenyl, $-\text{L}$ -alkynyl, $-\text{L}$ -alkenyl-cycloalkyl, $-\text{L}$ -alkynyl-cycloalkyl, or $-\text{L}$ -heterocyclyl, each of which is unsubstituted or substituted by one or more independent R^3 substituents; L is absent, $\text{C}=\text{O}$, $-\text{C}(\text{=O})\text{O}-$, $-\text{C}(\text{=O})\text{NR}^{31}-$, $-\text{S}-$, $-\text{S}(\text{O})-$, $-\text{S}(\text{O})_2-$, $-\text{S}(\text{O})_2\text{NR}^{31}-$, or $-\text{NR}^{31}$; W^2 is $-\text{O}-$, $-\text{NR}^6-$, $-\text{S}(\text{O})_{0-2}-$, $-\text{C}(\text{O})-$, $\text{C}(\text{O})\text{N}(\text{R}^6)-$, $-\text{N}(\text{R}^6)\text{C}(\text{O})-$, $-\text{N}(\text{R}^6)\text{S}(\text{O})-$, $-\text{N}(\text{R}^6)\text{S}(\text{O})_2-$, $-\text{C}(\text{O})\text{O}-$, $-\text{CH}(\text{R}^6)\text{N}(\text{C}(\text{O})\text{OR}^7)-$, $-\text{CH}(\text{R}^7)\text{N}(\text{C}(\text{O})\text{R}^7)-$, $-\text{CH}(\text{R}^6)\text{N}(\text{SO}_2\text{R}^7)-$, $-\text{CH}(\text{R}^6)\text{N}(\text{R}^7)-$, $-\text{CH}(\text{R}^6)\text{C}(\text{O})\text{N}(\text{R}^7)-$, $-\text{CH}(\text{R}^6)\text{N}(\text{R}^7)\text{C}(\text{O})-$, $-\text{CH}(\text{R}^6)\text{N}(\text{R}^7)\text{S}(\text{O})-$, or $-\text{CH}(\text{R}^6)\text{N}(\text{R}^7)\text{S}(\text{O})_2-$; R^3 and R^4 are independently hydrogen, halogen, aryl, heteroaryl, alkyl, cycloalkyl, -alkyl-cycloalkyl, -alkylheterocyclyl, C_{2-10} alkenyl, or C_{2-10} alkynyl; R^2 is hydrogen, bicyclic aryl, substituted monocyclic aryl, heteroaryl, alkyl, cycloalkyl, -alkyl-cycloalkyl, -alkyl-monocyclic aryl, -alkylbicycloaryl, -alkylheteroaryl, -alkylheterocyclyl, alkenyl, or alkynyl; R^6 and R^7 are each independently hydrogen, alkyl, alkenyl, aryl, heteroaryl, heterocyclyl or cycloalkyl, wherein each alkyl, alkenyl, aryl, heteroaryl, heterocyclyl or cycloalkyl is unsubstituted or substituted by one or more independent R^8 substituents; and R^8 is halo, $-\text{OR}^{31}$, $-\text{SH}$, NH_2 , $-\text{NR}^{34}\text{R}^{35}$, $-\text{NR}^{31}\text{R}^{32}$, $-\text{CO}_2\text{R}^{31}$, $-\text{CO}_2\text{aryl}$, $-\text{C}(\text{=O})\text{NR}^{31}\text{R}^{32}$, $\text{C}(\text{=O})\text{NR}^{34}\text{R}^{35}$, $-\text{NO}_2$, $-\text{CN}$, $-\text{S}(\text{O})_{0-2}$ alkyl, $-\text{S}(\text{O})_{0-2}$ aryl, $-\text{SO}_2\text{NR}^{34}\text{R}^{35}$, $-\text{SO}_2\text{NR}^{31}\text{R}^{32}$, alkyl, alkenyl, or alkynyl; R^{31} , R^{32} , and R^{33} , in each instance, are independently H or alkyl; and R^{34} and R^{35} are taken together with the nitrogen atom to which they are attached to form a 3-10 membered ring.

[00229] In some embodiments, the compound of Formula II, Formula III, Formula IV, or Formula V, is a compound L is optionally $-\text{N}(\text{R}^{31})\text{C}(\text{O})-$. In other embodiments, R^3 and R^4 are optionally alkoxy, heterocyclyl, $-\text{OH}$, $-\text{R}^{31}$, $-\text{CF}_3$, $-\text{OCF}_3$, $-\text{OR}^{31}$, $-\text{NR}^{31}\text{R}^{32}$, $-\text{NR}^{34}\text{R}^{35}$, $-\text{C}(\text{O})\text{R}^{31}$, $-\text{CO}_2\text{R}^{31}$, $-\text{C}(\text{=O})\text{NR}^{31}\text{R}^{32}$, $-\text{C}(\text{=O})\text{NNR}^{34}\text{R}^{35}$, $-\text{NO}_2$, $-\text{CN}$, $-\text{S}(\text{O})_{0-2}\text{R}^{31}$, $-\text{SO}_2\text{NR}^{31}\text{R}^{32}$, $-\text{SO}_2\text{NR}^{34}\text{R}^{35}$, $-\text{NR}^{31}\text{C}(\text{=O})\text{R}^{32}$, $-\text{NR}^{31}\text{C}(\text{=O})\text{OR}^{32}$, $-\text{NR}^{31}\text{C}(\text{=O})\text{NR}^{32}\text{R}^{33}$, $-\text{NR}^{31}\text{S}(\text{O})_{0-2}\text{R}^{32}$, $-\text{C}(\text{=S})\text{OR}^{31}$, $-\text{C}(\text{=O})\text{SR}^{31}$, $-\text{NR}^{31}\text{C}(\text{=NR}^{32})\text{NR}^{33}\text{R}^{32}$, $-\text{NR}^{31}\text{C}(\text{=NR}^{32})\text{OR}^{33}$, $-\text{NR}^{31}\text{C}(\text{=NR}^{32})\text{SR}^{33}$, $-\text{OC}(\text{=O})\text{OR}^{33}$, $-\text{OC}(\text{=O})\text{NR}^{31}\text{R}^{32}$, $-\text{OC}(\text{=O})\text{SR}^{31}$, $-\text{SC}(\text{=O})\text{OR}^{31}$, $-\text{P}(\text{O})\text{OR}^{31}\text{OR}^{32}$, or $-\text{SC}(\text{=O})\text{NR}^{31}\text{R}^{32}$.

[00230] In yet other embodiments, R^2 is optionally-alkyl-substituted monocyclic aryl, heterocyclyl, -cycloalkyl-heterocyclyl, or -heterocyclyl-heterocyclyl. In further embodiments, W^2 is optionally $-\text{N}(\text{R}^6)\text{C}(\text{O})\text{N}(\text{R}^7)-$, $-\text{CH}(\text{R}^7)\text{C}(\text{O})-$, or $-\text{NR}^{34}\text{R}^{35}$.

[00231] In a third aspect of the invention, a compound of Formula II, Formula III, Formula IV, or Formula V, or a pharmaceutically acceptable salt thereof, is provided wherein W^2 is $-NR^6-$, $-N(R^6)C(O)-$, $-N(R^6)S(O)-$, or $-N(R^6)S(O)_2$.

[00232] In a fourth aspect of the invention, a compound of Formula X, or a pharmaceutically acceptable salt thereof, is provided wherein:

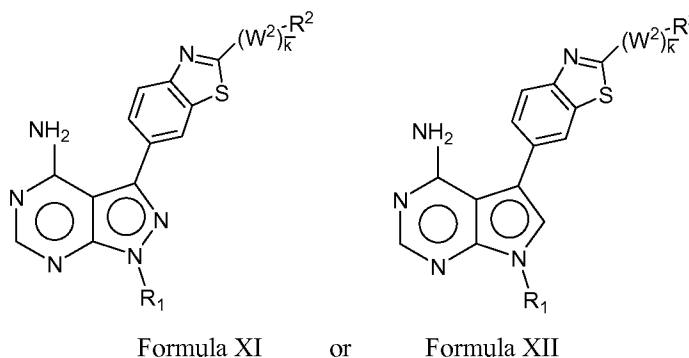


Formula X

[00233] k , in each instance, is 0 or 1; R_1 is $-H$, $-L$ -alkyl, $-L$ -cycloalkyl, $-L$ -alkyl-cycloalkyl, $-L$ -aryl, $-L$ -heteroaryl, $-L$ -alkylaryl, $-L$ -alkylheteroaryl, $-L$ -alkylheterocyclyl, $-L$ -alkenyl, $-L$ -alkynyl, $-L$ -alkenyl-cycloalkyl, $-L$ -alkynyl-cycloalkyl, or $-L$ -heterocyclyl, each of which is unsubstituted or substituted by one or more independent R^3 substituents; L is absent, $C=O$, $-C(=O)O-$, $-C(=O)NR^{31}-$, $-S-$, $-S(O)-$, $-S(O)_2-$, $-S(O)_2NR^{31}-$, or $-NR^{31}-$; X_1 is N or C ; E^1 and X_2 is N ; or X_1 is NH or $CH-E^1$ and X_2 is C ; E^1 and E^2 are independently $-(W^1)_j$; $-R^4$; j , in each instance, is 0 or 1; W^1 is $-O-$, $-NR^6-$, $-S(O)_{0-2}-$, $-C(O)-$, $-C(O)N(R^6)-$, $-N(R^6)C(O)-$, $-N(R^6)S(O)-$, $-N(R^6)S(O)_2-$, $-C(O)O-$, $-CH(R^6)N(C(O)OR^7)-$, $-CH(R^7)N(C(O)R^7)-$, $-CH(R^6)N(SO_2R^7)-$, $-CH(R^6)N(R^7)-$, $-CH(R^6)C(O)N(R^7)-$, $-CH(R^6)N(R^7)C(O)-$, $-CH(R^6)N(R^7)S(O)-$, or $-CH(R^6)N(R^7)S(O)_2-$; W^2 is $-O-$, $-NR^6-$, $-S(O)_{0-2}-$, $-C(O)-$, $-C(O)N(R^6)-$, $-N(R^6)C(O)-$, $-N(R^6)S(O)-$, $-N(R^6)S(O)_2-$, $-C(O)O-$, $-CH(R^6)N(C(O)OR^7)-$, $-CH(R^7)N(C(O)R^7)-$, $-CH(R^6)N(SO_2R^7)-$, $-CH(R^6)N(R^7)-$, $-CH(R^6)C(O)N(R^7)-$, $-CH(R^6)N(R^7)C(O)-$, $-CH(R^6)N(R^7)S(O)-$, or $-CH(R^6)N(R^7)S(O)_2-$; R^2 , R^3 , and R^4 are independently hydrogen, halogen, aryl, heteroaryl, alkyl, cycloalkyl, alkenyl, alkynyl, heteroalkyl, heterocyclyl, alkyl-aryl, $-alkyl-cycloalkyl$, $-alkylheterocyclyl$, or $-alkynyl-cycloalkyl$; R^6 and R^7 are each independently hydrogen, alkyl, alkenyl, aryl, heteroaryl, heterocyclyl or cycloalkyl, wherein each alkyl, alkenyl, aryl, heteroaryl, heterocyclyl or cycloalkyl is unsubstituted or substituted by one or more independent R^8 substituents; R^8 is halo, $-OR^{31}$, $-SH$, NH_2 , $-NR^{34}R^{35}$, $-NR^{31}R^{32}$, $-CO_2R^{31}$, $-CO_2aryl$, $-C(=O)NR^{31}R^{32}$, $C(=O)NR^{34}R^{35}$, $-NO_2$, $-CN$, $-S(O)_{0-2}alkyl$, $-S(O)_{0-2}aryl$, $-SO_2NR^{34}R^{35}$, $-SO_2NR^{31}R^{32}$, alkyl, alkenyl, or alkynyl; R^{31} , R^{32} , and R^{33} , in each instance, are independently H or alkyl; and R^{34} and R^{35} are taken together with the nitrogen atom to which they are attached to form a 3-10 membered ring.

[00234] In some embodiments of the compound of Formula X, E^2 is $-H$. In some embodiments wherein E^2 is $-H$, L is optionally $-N(R^{31})C(O)-$. In other embodiments wherein E^2 is $-H$, R^3 and R^4 are optionally alkoxy, $-OH$, $-R^{31}$, $-CF_3$, $-OCF_3$, $-OR^{31}$, $-NR^{31}R^{32}$, $-NR^{34}R^{35}$, $-C(O)R^{31}$, $-CO_2R^{31}$, $-C(=O)NR^{31}R^{32}$, $-C(=O)NNR^{34}R^{35}$, $-NO_2$, $-CN$, $-S(O)_{0-2}R^{31}$, $-SO_2NR^{31}R^{32}$, $-SO_2NR^{34}R^{35}$, $-NR^{31}C(=O)R^{32}$, $-NR^{31}C(=O)OR^{32}$, $-NR^{31}C(=O)NR^{32}R^{33}$, $-NR^{31}S(O)_{0-2}R^{32}$, $-C(=S)OR^{31}$, $-C(=O)SR^{31}$, $-NR^{31}C(=NR^{32})NR^{33}R^{32}$, $-NR^{31}C(=NR^{32})OR^{33}$, $-NR^{31}C(=NR^{32})SR^{33}$, $-OC(=O)OR^{33}$, $-OC(=O)NR^{31}R^{32}$, $-OC(=O)SR^{31}$, $-SC(=O)OR^{31}$, $-P(O)OR^{31}OR^{32}$, or $-SC(=O)NR^{31}R^{32}$. In some other embodiments wherein E^2 is $-H$, R^2 is optionally $-cycloalkyl-heterocyclyl$, or $-heterocyclyl-heterocyclyl$. Alternatively, wherein E^2 is $-H$, W^2 is optionally $-N(R^6)C(O)N(R^7)-$, $-CH(R^7)C(O)-$, or $-NR^{34}R^{35}$.

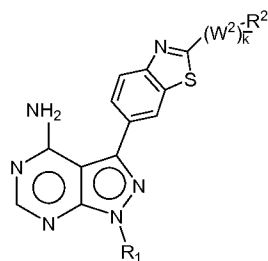
[00235] In a fifth aspect of the invention, a compound of Formula XI or Formula XII, or a pharmaceutically acceptable salt thereof, is provided wherein:



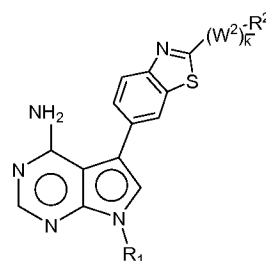
[00236] k, in each instance, is 0 or 1; R₁ is -H, -L-alkyl, -L-cycloalkyl, -L-alkyl-cycloalkyl, -L-aryl, -L-heteroaryl, -L-alkylaryl, -L-alkylheteroaryl, -L-alkylheterocyclyl, -L-alkenyl, -L-alkynyl, -L-alkenyl-cycloalkyl, -L-alkynyl-cycloalkyl, or -L-heterocyclyl, each of which is unsubstituted or substituted by one or more independent R³ substituents; L is absent, C=O, -C(=O)O-, -C(=O)NR³¹-, -S-, -S(O)-, -S(O)₂-, -S(O)₂NR³¹-, or -NR³¹-; W² is -O-, -NR⁶-, -S(O)_{0.2}-, -C(O)-, -C(O)N(R⁶)-, -N(R⁶)C(O)-, -N(R⁶)S(O)-, -N(R⁶)S(O)₂-, -C(O)O-, -CH(R⁶)N(C(O)OR⁷)-, -CH(R⁷)N(C(O)R⁷)-, -CH(R⁶)N(SO₂R⁷)-, -CH(R⁶)N(R⁷)-, -CH(R⁶)C(O)N(R⁷)-, -CH(R⁶)N(R⁷)C(O)-, -CH(R⁶)N(R⁷)S(O)-, or -CH(R⁶)N(R⁷)S(O)₂-; R², R³, and R⁴ are independently hydrogen, halogen, aryl, heteroaryl, alkyl, cycloalkyl, alkenyl, alkynyl, heteroalkyl, heterocyclyl, alkyl-aryl, -alkyl-cycloalkyl, -alkylheterocyclyl, or -alkynyl-cycloalkyl; R⁶ and R⁷ are each independently hydrogen, alkyl, alkenyl, aryl, heteroaryl, heterocyclyl or cycloalkyl, wherein each alkyl, alkenyl, aryl, heteroaryl, heterocyclyl or cycloalkyl is unsubstituted or substituted by one or more independent R⁸ substituents; R⁸ is halo, -OR³¹, -SH, NH₂, -NR³⁴R³⁵, -NR³¹R³², -CO₂R³¹, -CO₂aryl, -C(=O)NR³¹R³², C(=O)NR³⁴R³⁵, -NO₂, -CN, -S(O)_{0.2}alkyl, -S(O)_{0.2}aryl, -SO₂NR³⁴R³⁵, -SO₂NR³¹R³², alkyl, alkenyl, or alkynyl; R³¹, R³², and R³³, in each instance, are independently H or alkyl; and R³⁴ and R³⁵ are taken together with the nitrogen atom to which they are attached to form a 3-10 membered ring.

[00237] In some embodiments of the compound of Formula XI or XII, L is optionally -N(R³¹)C(O)-. In other embodiments, R³ and R⁴ are optionally alkoxy, -OH, -R³¹, -CF₃, -OCF₃, -OR³¹, -NR³¹R³², -NR³⁴R³⁵, -C(O)R³¹, -CO₂R³¹, -C(=O)NR³¹R³², -C(=O)NNR³⁴R³⁵, -NO₂, -CN, -S(O)_{0.2}R³¹, -SO₂NR³¹R³², -SO₂NR³⁴R³⁵, -NR³¹C(=O)R³², -NR³¹C(=O)OR³², -NR³¹C(=O)NR³²R³³, -NR³¹S(O)_{0.2}R³², -C(=S)OR³¹, -C(=O)SR³¹, -NR³¹C(=NR³²)NR³³R³², -NR³¹C(=NR³²)OR³³, -NR³¹C(=NR³²)SR³³, -OC(=O)OR³³, -OC(=O)NR³¹R³², -OC(=O)SR³¹, -SC(=O)OR³¹, -P(O)OR³¹OR³², or -SC(=O)NR³¹R³². In some other embodiments, R² is optionally -cycloalkyl-heterocyclyl, or -heterocyclyl-heterocyclyl. Alternatively, W² is optionally -N(R⁶)C(O)N(R⁷)-, -CH(R⁷)C(O)-, or -NR³⁴R³⁵.

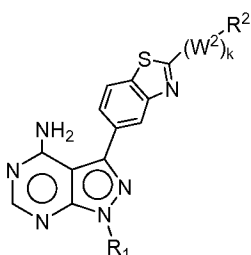
[00238] Some illustrative compounds of the invention are described in the following tables. The compounds of the invention are not limited in any way to the compounds illustrated herein.



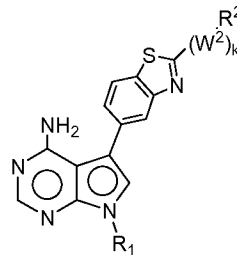
Formula A



Formula B



Formula C


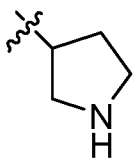
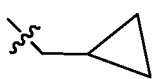
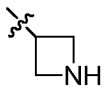
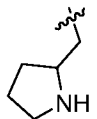
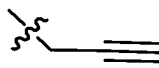
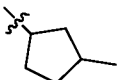
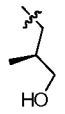
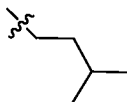
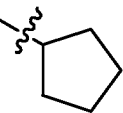

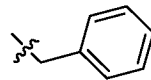
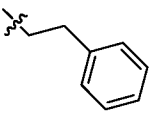
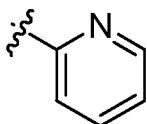
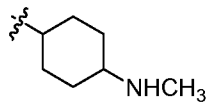
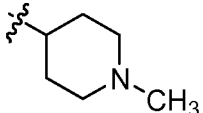

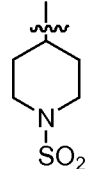
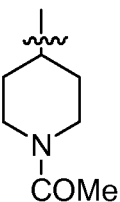
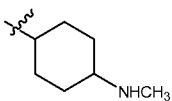
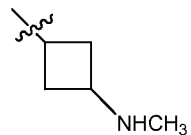
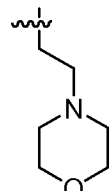
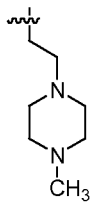
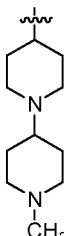
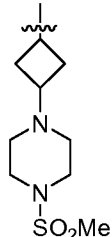
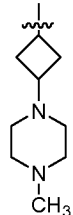
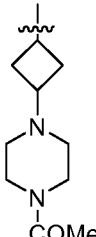


Formula D

[00239] Some exemplary non-limiting compounds of the present invention having a structure of Formula A, Formula B, Formula C, or Formula D include those in which R_1 is selected from any R_1 moiety described in Table 1, and in combination with any $(W^2)_k-R^2$ as described in Table 2. A compound of Formula A, Formula B, Formula C, or Formula D includes any combination of R_1 and $(W^2)_k-R^2$. Additional exemplary compounds of Formula A, Formula B, Formula C, or Formula D are illustrated in Table 5.

Table 1. Illustrative R_1 moieties of the compounds of Formula I.

Subclass #	R_1	Subclass #	R_1	Subclass #	R_1
R1-1	H	R1-2	Me	R1-3	Et
	<i>iso</i> -propyl		<i>n</i> -propyl		<i>iso</i> -butyl
R1-4		R1-5		R1-6	
R1-7		R1-8		R1-9	
R1-10		R1-11		R1-12	
R1-13		R1-14		R1-15	

Subclass #	R ₁	Subclass #	R ₁	Subclass #	R ₁
R1-16		R1-17		R1-18	
R1-19		R1-20		R1-21	
R1-22		R1-23		R1-24	
R1-25		R1-26		R1-27	
R1-28		R1-29		R1-30	
R1-31		R1-32		R1-33	
R1-34		R1-35		R1-36	
R1-37		R1-38		R1-39	
R1-40		R1-41		R1-42	

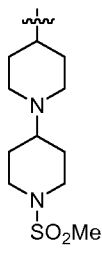
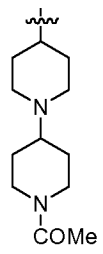
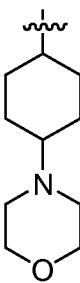

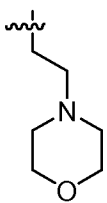
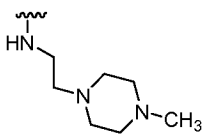
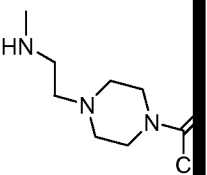
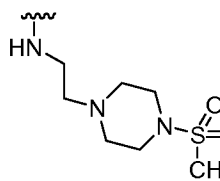
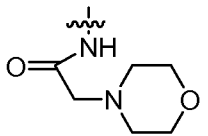
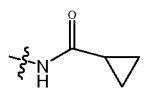

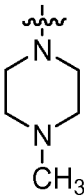
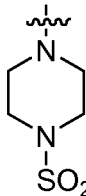
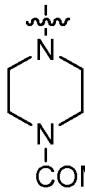
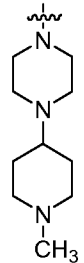
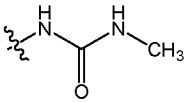
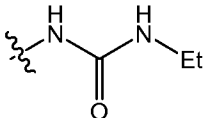
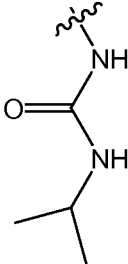
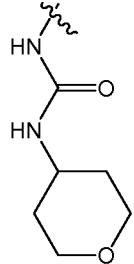
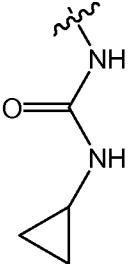
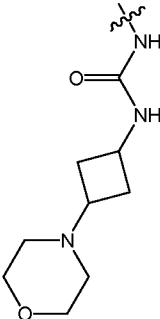
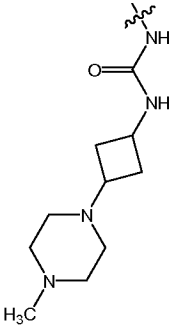
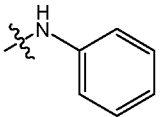
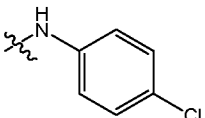
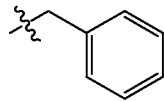
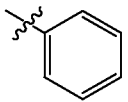
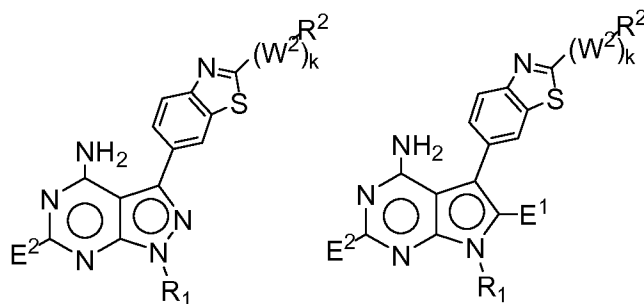
Subclass #	R ₁	Subclass #	R ₁	Subclass #	R ₁
R1-43		R1-44		R1-45	
R1-46					

Table 2. Illustrative (W²)_k-R² moieties of the compounds of Formula I.

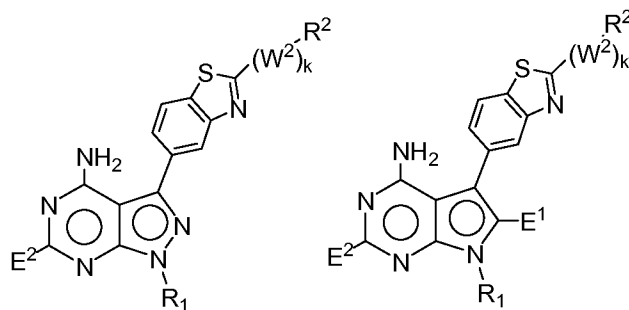
Subclass #	(W ²) _k -R ²	Subclass #	(W ²) _k -R ²	Subclass #	(W ²) _k -R ²
W-1	-H	W-2	-NH ₂	W-3	-NHMe
W-4	-N(Me) ₂	W-5	-N(iso-propyl) ₂	W-6	-N(Et) ₂
W-7	-N(n-propyl) ₂	W-8	-N(n-butyl) ₂	W-9	-N(iso-butyl) ₂
W-10	-NH(cyclopropyl)	W-11	-NH(cyclobutyl)	W-12	-NH(cyclopentyl)
W-13	-NH(CH ₂ cyclopentyl)	W-14	-NH(CH ₂ cyclopropyl)	W-15	-NH(CH ₂ cyclobutyl)
W-16	-NH(CH ₂ cyclohexyl)	W-17	-NHCH ₂ CH ₂ OH	W-18	
W-19		W-20		W-21	
W-22		W-23	-NHC(O)Me	W-24	-NHC(O)Et
W-25	-NHC(O)isopropyl	W-26	-NHC(O)isobutyl	W-27	

Subclass #	$(W^2)_k-R^2$	Subclass #	$(W^2)_k-R^2$	Subclass #	$(W^2)_k-R^2$
W-28	-NHC(O)CH ₂ - cyclopropyl	W-29	-NHC(O)CH ₂ - cyclobutyl	W-30	-NHC(O)CH ₂ - cyclopentyl
W-31	-NHC(O)CH ₂ - morpholinyl	W-32	-NHC(O)CH ₂ -(4- NMe)-piperazinyl	W-33	-NHC(O)CH ₂ -(4- NSO ₂ Me)- piperazinyl
W-34	-NHSO ₂ Me	W-35	-NHSO ₂ Ph	W-36	
W-37		W-38		W-39	
W-40		W-41		W-42	
W-43		W-44		W-45	
W-46		W-47		W-48	
W-49		W-50		W-51	



Formula E

Formula F



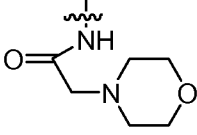

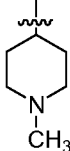
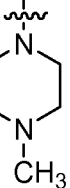
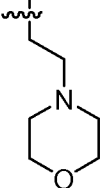
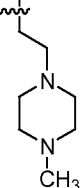
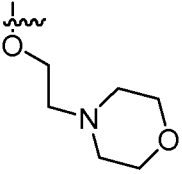
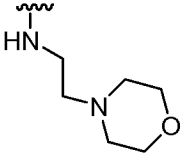
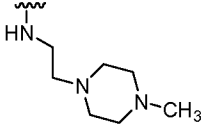
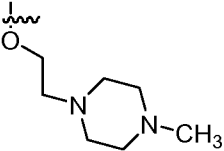
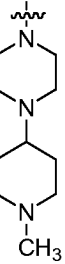
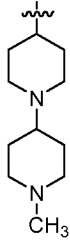
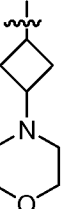
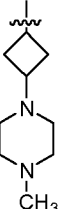
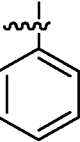
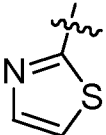
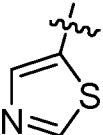
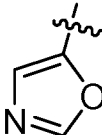
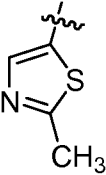
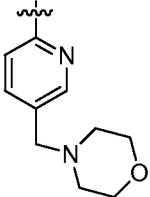
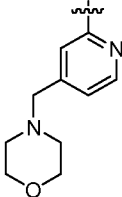
Formula G

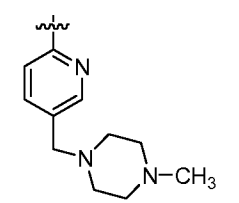
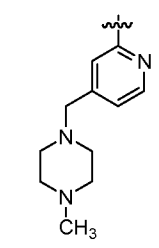
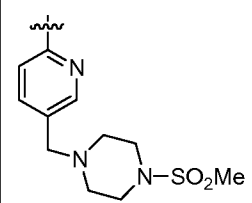
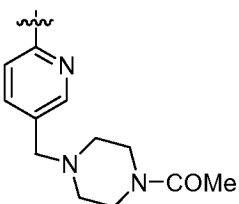
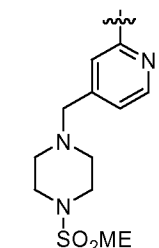
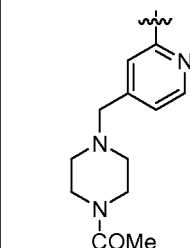
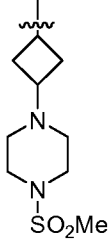
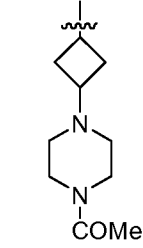
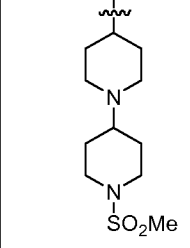
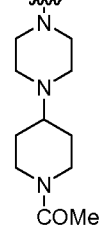
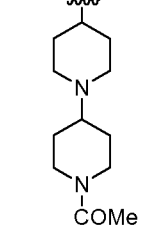
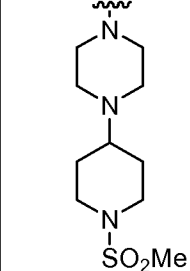
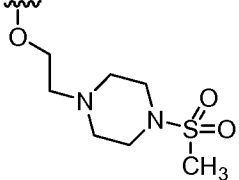
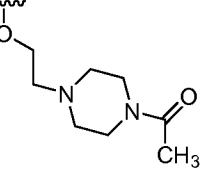
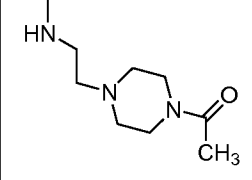
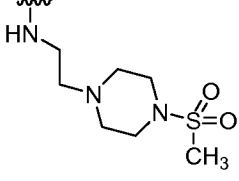
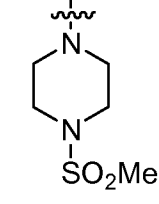
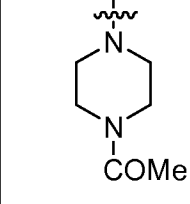
Formula H

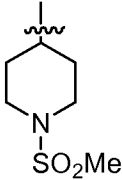
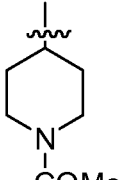
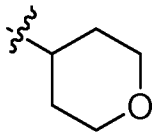
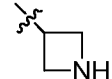
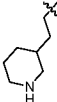

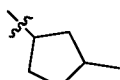
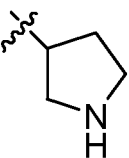
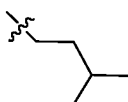

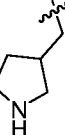
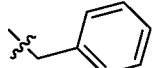
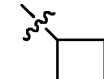
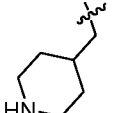
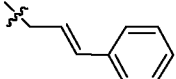
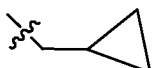
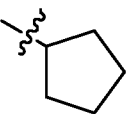
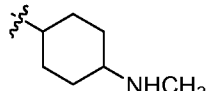
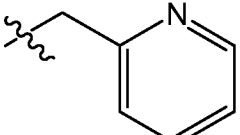
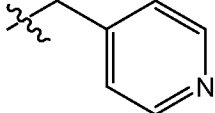
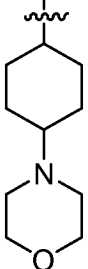

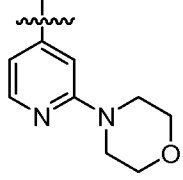
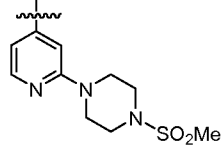
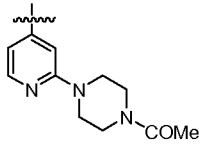
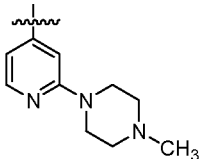
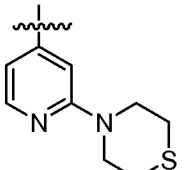
[00240] Additional exemplary non-limiting compounds of the present invention having a structure of Formula E, Formula F, Formula G, or Formula H include those in which R_1 is selected from any R_1 moiety described in Table 1, in combination with any $(W^2)_k-R^2$ as described in Table 2, and in combination with E^1 and/or E^2 , wherein E^1 and E^2 are selected independently from any E moiety as described in Table 3. A compound of Formula E, Formula F, Formula G, or Formula H includes any combination of R_1 , E^1 and/or E^2 , and $(W^2)_k-R^2$.

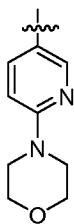
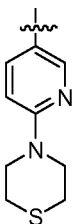
Table 3 Illustrative E moieties of the compounds of Formula I.

Sub-class #	E	Sub-class #	E	Sub-class #	E
E-1	H	E-2	Me	E--3	Et
E--4		E--5		E--6	
E--7		E--8		E--9	
E--10	<i>iso</i> -propyl	E--11	<i>n</i> -propyl	E--12	<i>iso</i> -butyl
E-13	-F	E--14	-CN	E--15	-CF ₃

Sub-class #	E	Sub-class #	E	Sub-class #	E
E--16	-OMe	E--17	-NHMe	E--18	-NHEt
E--19		E-20		E--21	
E-22		E-23		E-24	
E -25		E -26		E -27	
E -28		E -29		E -30	
E -31		E -32		E -33	
E -34		E -35		E -36	
E -37		E -38		E -39	

Sub-class #	E	Sub-class #	E	Sub-class #	E
E -40		E -41		E -42	
E -43		E -44		E -45	
E -46		E -47		E -48	
E -49		E -50		E -51	
E -52		E -53		E -54	
E -55		E -56		E -57	

Sub-class #	E	Sub-class #	E	Sub-class #	E
E -58		E -59		E -60	
E -61		E -62		E -63	
E -64		E -65		E -66	
E -67		E -68		E -69	
E -70		E -71		E -72	
E -73		E -74		E -75	
E -76		E -77		E-78	
E-79		E-80		E-81	
E-82		E-83		E-84	

Sub-class #	E	Sub-class #	E	Sub-class #	E
E-85		E-86			

[00241] In some embodiments, one or more subject compounds bind specifically to a PI3 kinase or a protein kinase selected from the group consisting of mTor, DNA-dependent protein kinase DNA-dependent protein kinase (Pubmed protein accession number (PPAN) AAA79184), Abl tyrosine kinase (CAA52387), Bcr-Abl, hemopoietic cell kinase (PPAN CAI19695), Src (PPAN CAA24495), vascular endothelial growth factor receptor 2 (PPAN ABB82619), vascular endothelial growth factor receptor-2 (PPAN ABB82619), epidermal growth factor receptor (PPAN AG43241), EPH receptor B4 (PPAN EAL23820), stem cell factor receptor (PPAN AAF22141), Tyrosine-protein kinase receptor TIE-2 (PPAN Q02858), fms-related tyrosine kinase 3 (PPAN NP_004110), platelet-derived growth factor receptor alpha (PPAN NP_990080), RET (PPAN CAA73131), and any other protein kinases listed in the appended tables and figures, as well as any functional mutants thereof. In some embodiments, the IC₅₀ of a subject compound for p110 α , p110 β , p110 γ , or p110 δ is less than about 1 μ M, less than about 100 nM, less than about 50 nM, less than about 10 nM, less than 1 nM or even less than about 0.5nM. In some embodiments, the IC₅₀ of a subject compound for mTor is less than about 1 μ M, less than about 100 nM, less than about 50 nM, less than about 10 nM, less than 1 nM, less than about 0.5nM, or even less than about 0.1 nM. In some other embodiments, one or more subject compounds exhibit dual binding specificity and are capable of inhibiting a PI3 kinase (e.g., a class I PI3 kinase) as well as a protein kinase (e.g., mTor) with an IC₅₀ value less than about 1 μ M, less than about 100 nM, less than about 50 nM, less than about 10 nM, less than 1 nM or even less than about 0.5 nM.

[00242] In a further embodiment, one or more subject compounds exhibits selective inhibition of mTor relative to one or more type I PI3Ks selected from the group consisting of p110 α , p110 β , p110 γ , or p110 δ . For instance, one or more mTor selective inhibitors of the present invention exhibits an IC₅₀ value against mTor that is about 1, 2, 3, 5, 10, 100, or 1000 fold smaller than the IC₅₀ value against one or more type I PI3Ks. In some embodiments, the subject inhibitors are selective for mTor, p110 α , p110 γ , and/or p110 δ but not with respect to p110 β . In other embodiments, the subject inhibitors are selective for mTor, p110 β , p110 γ , and/or p110 δ but not with respect to p110 α . In other embodiments, the subject inhibitors are selective for mTor, p110 α , p110 β , and/or p110 δ but not with respect to p110 γ . In yet other embodiments, the subject inhibitors are selective for mTor, p110 α , p110 β , and/or p110 γ but not with respect to p110 δ . In still other embodiments, the subject inhibitors are selective for mTor and p110 γ and/or p110 δ but not with respect to p110 α and p110 β . In some embodiments, the subject inhibitors are selective for mTor and p110 γ , but not with respect to p110 α , p110 δ and p110 β . In further embodiments, the subject inhibitors are selective for mTor and p110 α , but not with respect to p110 γ , p110 δ and p110 β .

[00243] In more embodiments, the subject inhibitors are selective for mTor and p110 β , but not with respect to p110 γ , p110 δ and p110 α . In more embodiments, the subject inhibitors are selective for mTor and p110 δ , but not with respect to p110 β , p110 γ and p110 α . In more embodiments, the subject inhibitors are selective for mTor and

p110 γ , but not with respect to p110 δ , p110 β and p110 α . In yet another more embodiment, the subject inhibitors are selective for mTor and p110 α , but not with respect to p110 δ , p110 β and p110 γ .

[00244] One or more subject compounds are capable of inhibiting tyrosine kinases including, for example, DNA-dependent protein kinase DNA-dependent protein kinase (Pubmed protein accession number (PPAN) AAA79184), Abl tyrosine kinase (CAA52387), Bcr-Abl, hemopoietic cell kinase (PPAN CAI19695), Src (PPAN CAA24495), vascular endothelial growth factor receptor 2 (PPAN ABB82619), vascular endothelial growth factor receptor-2 (PPAN ABB82619), epidermal growth factor receptor (PPAN AG43241), EPH receptor B4 (PPAN EAL23820), stem cell factor receptor (PPAN AAF22141), Tyrosine-protein kinase receptor TIE-2 (PPAN Q02858), fms-related tyrosine kinase 3 (PPAN NP_004110), platelet-derived growth factor receptor alpha (PPAN NP_990080), RET (PPAN CAA73131), and functional mutants thereof. In some embodiments, the tyrosine kinase is Abl, Bcr-Abl, EGFR, or Flt-3, and any other kinases listed in the Tables herein.

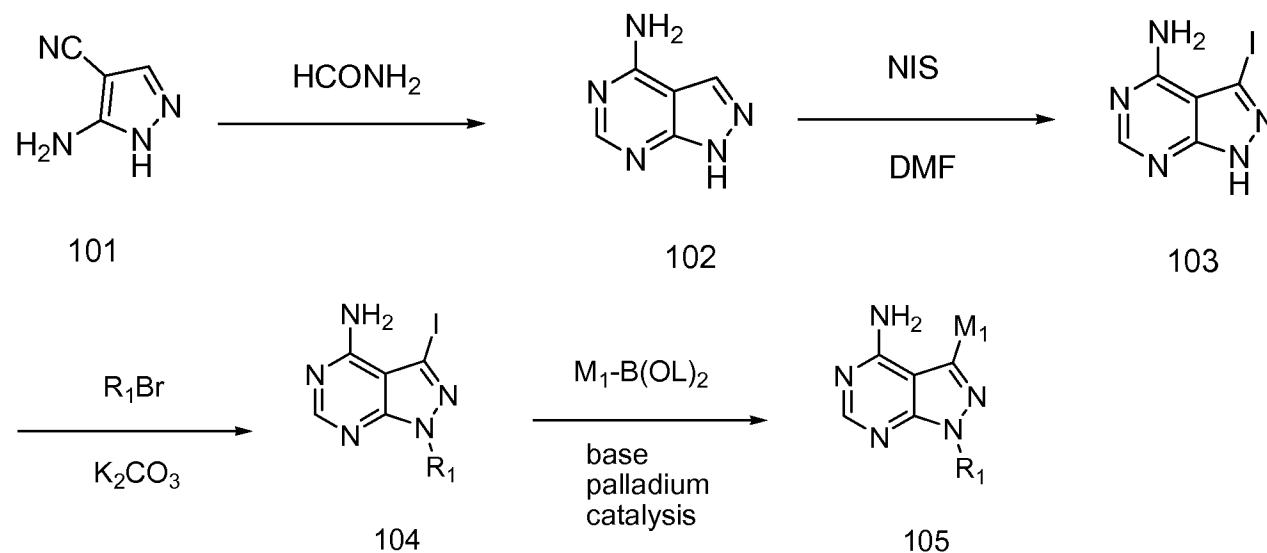
[00245] The compounds of the invention can generally be synthesized by an appropriate combination of generally well known synthetic methods and the methods disclosed herein. Techniques useful in synthesizing these chemical entities are both readily apparent and accessible to those of skill in the relevant art, based on the instant disclosure.

[00246] Many of the optionally substituted starting compounds and other reactants are commercially available, e.g., from Aldrich Chemical Company (Milwaukee, WI) or can be readily prepared by those skilled in the art using commonly employed synthetic methodology.

[00247] Unless specified to the contrary, the reactions described herein take place at atmospheric pressure, generally within a temperature range from -10 °C to 200 °C. Further, except as otherwise specified, reaction times and conditions are intended to be approximate, e.g., taking place at about atmospheric pressure within a temperature range of about -10 °C to about 110 °C over a period of about 1 to about 24 hours; reactions left to run overnight average a period of about 16 hours.

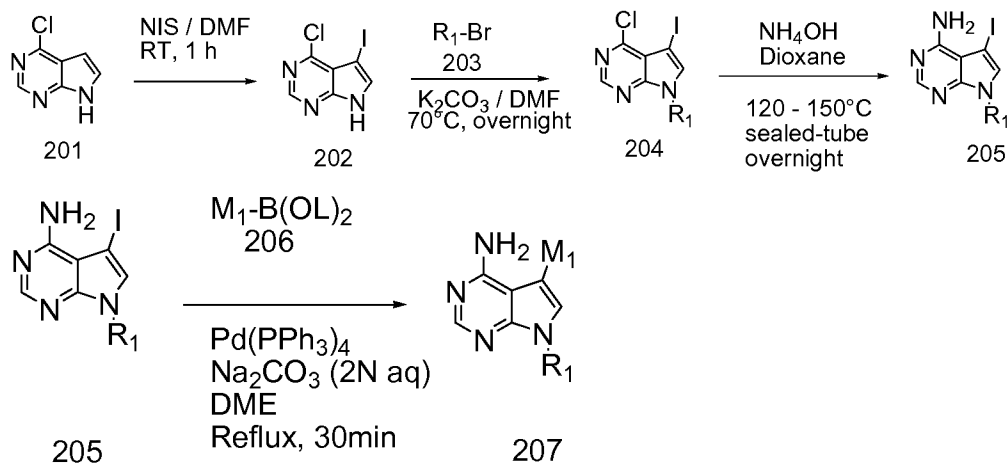
[00248] The discussion below is offered to illustrate certain of the diverse methods available for use in making the compounds of the invention and is not intended to limit the scope of reactions or reaction sequences that can be used in preparing the compounds of the present invention.

Scheme 1: Synthesis of pyrazolopyrimidine compounds of the invention.



[00249] In one embodiment, compounds of Formula I are synthesized by condensing aminopyrazolocarbonitrile 101 with formamide, in refluxing excess formamide, to provide a pyrrolopyrimidine 102. The compound of Formula 103 is treated with N-iodosuccinimide, to produce a compound of Formula 103. The compound of Formula 103 is reacted with a suitable halogenated compound R_1Br in the presence of potassium carbonate in dimethylformamide to produce a compound of Formula 104. The compound of Formula 104 is coupled using suitable heteroaryl boronic acid or borolan reagents, in the presence of a suitable palladium catalyst, such as palladium acetate, and appropriate base, such as sodium carbonate, to provide compounds of the general formula 105.

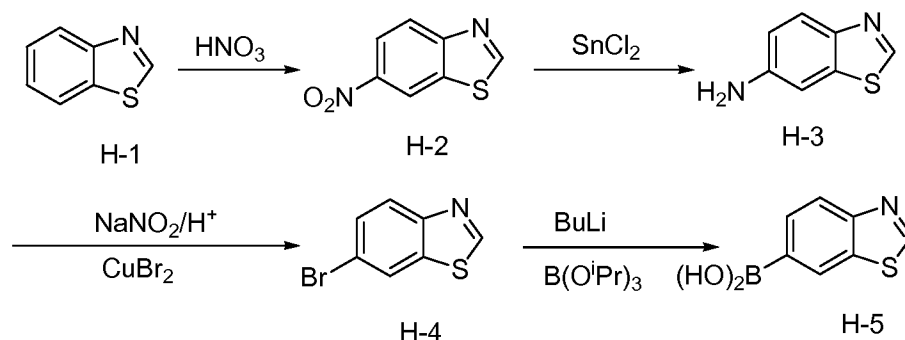
Scheme 2: Synthesis of pyrrolopyrimidine compounds of the invention



[00250] Compounds of the invention having a structure of a pyrrolopyrimidine may be synthesized by this route. The compound of Formula 201 is treated with, for example, N-iodosuccinimide, to produce a compound of Formula 202. The compound of Formula 202 is reacted with a suitable organobromide compound in the presence of a base, such as potassium carbonate in dimethylformamide to produce a compound of Formula 204. The compound of Formula 204 is treated with ammonia in a sealed tube at high temperature to produce a compound of Formula 205. The compound of Formula 205 is coupled with a suitable heteroaryl boronic acid or borolan of Formula 206, with palladium tetrakis(triphenyl)phosphine, a base, such as sodium carbonate to produce the compound of Formula 207.

[00251] Reaction Schemes H, I, and J illustrate methods of synthesis of borane reagents useful in preparing intermediates of use in synthesis of the compounds of the invention as described in Reaction Schemes 1 and 2 above, to introduce benzothiazolyl substituents.

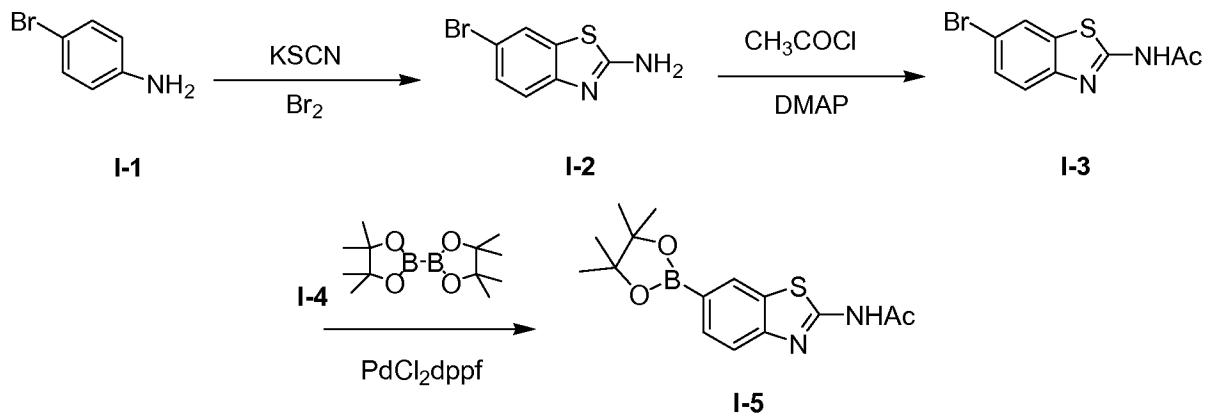
Reaction Scheme H



[00252] A compound of Formula H-1 is treated with, for example, nitric acid to produce a compound of Formula H-2. The compound of Formula H-2 is treated with a reducing agent such as stannous chloride to produce a

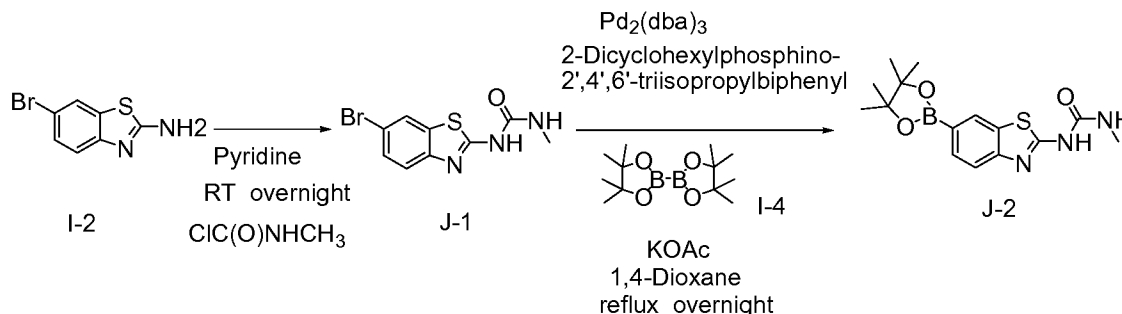
compound of Formula H-3. The compound of H-3 is treated with sodium nitrate in acetic acid and cupric bromide to produce a compound of Formula H-4. The compound of H-4 is treated with a base such as butyl lithium and boron tris-isopropoxide to produce a compound of Formula H-5.

Reaction Scheme I



[00253] A compound of Formula I-1 is treated with, for example, potassium thiocyanate and bromine in acetic acid to produce a compound of Formula I-2. The compound of Formula I-2 is treated with an acetylating reagent such as acetyl chloride to produce a compound of Formula I-3. The compound of I-3 is reacted with, for example, bis(pinacolato)diboron (compound I-4) in the presence of a catalyst such as palladium chloride to produce a compound of Formula I-5.

Reaction Scheme J



The compound of Formula I-2 is reacted with, for example, methyl carbamic acid chloride to produce a compound of Formula J-1. The compound of Formula J-1 is reacted with bis(pinacolato)diboron (compound I-4) in the presence of a catalyst such as Pd₂(dba)₃, 2-chlorohexylphosphino-2, 4, 6-triisopropylbiphenyl, a base such as potassium acetate, to produce the compound of Formula J-2.

[00254] The invention provides pharmaceutical compositions comprising one or more compounds of the present invention.

[00255] In some embodiments, the invention provides pharmaceutical compositions for the treatment of disorders such as hyperproliferative disorder including but not limited to cancer such as acute myeloid leukemia, thymus, brain, lung, squamous cell, skin, eye, retinoblastoma, intraocular melanoma, oral cavity and oropharyngeal, bladder, gastric, stomach, pancreatic, bladder, breast, cervical, head, neck, renal, kidney, liver, ovarian, prostate, colorectal, esophageal, testicular, gynecological, thyroid, CNS, PNS, AIDS related AIDS-Related (e.g. Lymphoma and Kaposi's Sarcoma) or Viral-Induced cancer. In some embodiments, said pharmaceutical composition is for the

treatment of a non-cancerous hyperproliferative disorder such as benign hyperplasia of the skin (e. g., psoriasis), restenosis, or prostate (e. g., benign prostatic hypertrophy (BPH)).

[00256] In some embodiments, the invention provides pharmaceutical compositions for treating diseases or conditions related to an undesirable, over-active, harmful or deleterious immune response in a mammal. Such undesirable immune response can be associated with or result in, e.g., asthma, emphysema, bronchitis, psoriasis, allergy, anaphylaxis, auto-immune diseases, rheumatoid arthritis, graft versus host disease, and lupus erythematosus. The pharmaceutical compositions of the present invention can be used to treat other respiratory diseases including but not limited to diseases affecting the lobes of lung, pleural cavity, bronchial tubes, trachea, upper respiratory tract, or the nerves and muscle for breathing.

[00257] The invention also provides compositions for the treatment of liver diseases (including diabetes), pancreatitis or kidney disease (including proliferative glomerulonephritis and diabetes- induced renal disease) or pain in a mammal.

[00258] The invention further provides a composition for the prevention of blastocyte implantation in a mammal.

[00259] The invention also relates to a composition for treating a disease related to vasculogenesis or angiogenesis in a mammal which can manifest as tumor angiogenesis, chronic inflammatory disease such as rheumatoid arthritis, inflammatory bowel disease, atherosclerosis, skin diseases such as psoriasis, eczema, and scleroderma, diabetes, diabetic retinopathy, retinopathy of prematurity, age-related macular degeneration, hemangioma, glioma, melanoma, Kaposi's sarcoma and ovarian, breast, lung, pancreatic, prostate, colon and epidermoid cancer.

[00260] The subject pharmaceutical compositions are typically formulated to provide a therapeutically effective amount of a compound of the present invention as the active ingredient, or a pharmaceutically acceptable salt, ester, prodrug, solvate, hydrate or derivative thereof. Where desired, the pharmaceutical compositions contain pharmaceutically acceptable salt and/or coordination complex thereof, and one or more pharmaceutically acceptable excipients, carriers, including inert solid diluents and fillers, diluents, including sterile aqueous solution and various organic solvents, permeation enhancers, solubilizers and adjuvants.

[00261] The subject pharmaceutical compositions can be administered alone or in combination with one or more other agents, which are also typically administered in the form of pharmaceutical compositions. Where desired, the subject compounds and other agent(s) may be mixed into a preparation or both components may be formulated into separate preparations to use them in combination separately or at the same time.

[00262] In some embodiments, the concentration of one or more of the compounds provided in the pharmaceutical compositions of the present invention is less than 100%, 90%, 80%, 70%, 60%, 50%, 40%, 30%, 20%, 19%, 18%, 17%, 16%, 15%, 14%, 13%, 12%, 11%, 10%, 9%, 8%, 7%, 6%, 5%, 4%, 3%, 2%, 1%, 0.5%, 0.4%, 0.3%, 0.2%, 0.1%, 0.09%, 0.08%, 0.07%, 0.06%, 0.05%, 0.04%, 0.03%, 0.02%, 0.01%, 0.009%, 0.008%, 0.007%, 0.006%, 0.005%, 0.004%, 0.003%, 0.002%, 0.001%, 0.0009%, 0.0008%, 0.0007%, 0.0006%, 0.0005%, 0.0004%, 0.0003%, 0.0002%, or 0.0001% w/w, w/v or v/v.

[00263] In some embodiments, the concentration of one or more of the compounds of the present invention is greater than 90%, 80%, 70%, 60%, 50%, 40%, 30%, 20%, 19.75%, 19.50%, 19.25% 19%, 18.75%, 18.50%, 18.25% 18%, 17.75%, 17.50%, 17.25% 17%, 16.75%, 16.50%, 16.25% 16%, 15.75%, 15.50%, 15.25% 15%, 14.75%, 14.50%, 14.25% 14%, 13.75%, 13.50%, 13.25% 13%, 12.75%, 12.50%, 12.25% 12%, 11.75%, 11.50%, 11.25% 11%, 10.75%, 10.50%, 10.25% 10%, 9.75%, 9.50%, 9.25% 9%, 8.75%, 8.50%, 8.25% 8%, 7.75%, 7.50%, 7.25% 7%, 6.75%, 6.50%, 6.25% 6%, 5.75%, 5.50%, 5.25% 5%, 4.75%, 4.50%, 4.25%, 4%, 3.75%, 3.50%, 3.25%, 3%, 2.75%, 2.50%, 2.25%, 2%, 1.75%, 1.50%, 1.25%, 1%, 0.5%, 0.4%, 0.3%, 0.2%, 0.1%, 0.09%, 0.08%, 0.07%,

0.06%, 0.05%, 0.04%, 0.03%, 0.02%, 0.01%, 0.009%, 0.008%, 0.007%, 0.006%, 0.005%, 0.004%, 0.003%, 0.002%, 0.001%, 0.0009%, 0.0008%, 0.0007%, 0.0006%, 0.0005%, 0.0004%, 0.0003%, 0.0002%, or 0.0001% w/w, w/v, or v/v.

[00264] In some embodiments, the concentration of one or more of the compounds of the present invention is in the range from approximately 0.0001% to approximately 50%, approximately 0.001% to approximately 40 %, approximately 0.01% to approximately 30%, approximately 0.02% to approximately 29%, approximately 0.03% to approximately 28%, approximately 0.04% to approximately 27%, approximately 0.05% to approximately 26%, approximately 0.06% to approximately 25%, approximately 0.07% to approximately 24%, approximately 0.08% to approximately 23%, approximately 0.09% to approximately 22%, approximately 0.1% to approximately 21%, approximately 0.2% to approximately 20%, approximately 0.3% to approximately 19%, approximately 0.4% to approximately 18%, approximately 0.5% to approximately 17%, approximately 0.6% to approximately 16%, approximately 0.7% to approximately 15%, approximately 0.8% to approximately 14%, approximately 0.9% to approximately 12%, approximately 1% to approximately 10% w/w, w/v or v/v. v/v.

[00265] In some embodiments, the concentration of one or more of the compounds of the present invention is in the range from approximately 0.001% to approximately 10%, approximately 0.01% to approximately 5%, approximately 0.02% to approximately 4.5%, approximately 0.03% to approximately 4%, approximately 0.04% to approximately 3.5%, approximately 0.05% to approximately 3%, approximately 0.06% to approximately 2.5%, approximately 0.07% to approximately 2%, approximately 0.08% to approximately 1.5%, approximately 0.09% to approximately 1%, approximately 0.1% to approximately 0.9% w/w, w/v or v/v.

[00266] In some embodiments, the amount of one or more of the compounds of the present invention is equal to or less than 10 g, 9.5 g, 9.0 g, 8.5 g, 8.0 g, 7.5 g, 7.0 g, 6.5 g, 6.0 g, 5.5 g, 5.0 g, 4.5 g, 4.0 g, 3.5 g, 3.0 g, 2.5 g, 2.0 g, 1.5 g, 1.0 g, 0.95 g, 0.9 g, 0.85 g, 0.8 g, 0.75 g, 0.7 g, 0.65 g, 0.6 g, 0.55 g, 0.5 g, 0.45 g, 0.4 g, 0.35 g, 0.3 g, 0.25 g, 0.2 g, 0.15 g, 0.1 g, 0.09 g, 0.08 g, 0.07 g, 0.06 g, 0.05 g, 0.04 g, 0.03 g, 0.02 g, 0.01 g, 0.009 g, 0.008 g, 0.007 g, 0.006 g, 0.005 g, 0.004 g, 0.003 g, 0.002 g, 0.001 g, 0.0009 g, 0.0008 g, 0.0007 g, 0.0006 g, 0.0005 g, 0.0004 g, 0.0003 g, 0.0002 g, or 0.0001 g.

[00267] In some embodiments, the amount of one or more of the compounds of the present invention is more than 0.0001 g, 0.0002 g, 0.0003 g, 0.0004 g, 0.0005 g, 0.0006 g, 0.0007 g, 0.0008 g, 0.0009 g, 0.001 g, 0.0015 g, 0.002 g, 0.0025 g, 0.003 g, 0.0035 g, 0.004 g, 0.0045 g, 0.005 g, 0.0055 g, 0.006 g, 0.0065 g, 0.007 g, 0.0075 g, 0.008 g, 0.0085 g, 0.009 g, 0.0095 g, 0.01 g, 0.015 g, 0.02 g, 0.025 g, 0.03 g, 0.035 g, 0.04 g, 0.045 g, 0.05 g, 0.055 g, 0.06 g, 0.065 g, 0.07 g, 0.075 g, 0.08 g, 0.085 g, 0.09 g, 0.095 g, 0.1 g, 0.15 g, 0.2 g, 0.25 g, 0.3 g, 0.35 g, 0.4 g, 0.45 g, 0.5 g, 0.55 g, 0.6 g, 0.65 g, 0.7 g, 0.75 g, 0.8 g, 0.85 g, 0.9 g, 0.95 g, 1 g, 1.5 g, 2 g, 2.5, 3 g, 3.5, 4 g, 4.5 g, 5 g, 5.5 g, 6 g, 6.5g, 7 g, 7.5g, 8 g, 8.5 g, 9 g, 9.5 g, or 10 g.

[00268] In some embodiments, the amount of one or more of the compounds of the present invention is in the range of 0.0001-10 g, 0.0005-9 g, 0.001-8 g, 0.005-7 g, 0.01-6 g, 0.05-5 g, 0.1-4 g, 0.5-4 g, or 1-3 g.

[00269] The compounds according to the invention are effective over a wide dosage range. For example, in the treatment of adult humans, dosages from 0.01 to 1000 mg, from 0.5 to 100 mg, from 1 to 50 mg per day, and from 5 to 40 mg per day are examples of dosages that may be used. An exemplary dosage is 10 to 30 mg per day. The exact dosage will depend upon the route of administration, the form in which the compound is administered, the subject to be treated, the body weight of the subject to be treated, and the preference and experience of the attending physician.

[00270] A pharmaceutical composition of the present invention typically contains an active ingredient (e.g., a compound of the present invention or a pharmaceutically acceptable salt and/or coordination complex thereof, and one or more pharmaceutically acceptable excipients, carriers, including but not limited to inert solid diluents and fillers, diluents, sterile aqueous solution and various organic solvents, permeation enhancers, solubilizers and adjuvants.

[00271] Described below are non-limiting exemplary pharmaceutical compositions and methods for preparing the same.

[00272] Pharmaceutical compositions for oral administration In some embodiments, the invention provides a pharmaceutical composition for oral administration containing a compound of the present invention, and a pharmaceutical excipient suitable for oral administration.

[00273] In some embodiments, the invention provides a solid pharmaceutical composition for oral administration containing: (i) an effective amount of a compound of the present invention; optionally (ii) an effective amount of a second agent; and (iii) a pharmaceutical excipient suitable for oral administration. In some embodiments, the composition further contains: (iv) an effective amount of a third agent.

[00274] In some embodiments, the pharmaceutical composition may be a liquid pharmaceutical composition suitable for oral consumption. Pharmaceutical compositions of the invention suitable for oral administration can be presented as discrete dosage forms, such as capsules, cachets, or tablets, or liquids or aerosol sprays each containing a predetermined amount of an active ingredient as a powder or in granules, a solution, or a suspension in an aqueous or non-aqueous liquid, an oil-in-water emulsion, or a water-in-oil liquid emulsion. Such dosage forms can be prepared by any of the methods of pharmacy, but all methods include the step of bringing the active ingredient into association with the carrier, which constitutes one or more necessary ingredients. In general, the compositions are prepared by uniformly and intimately admixing the active ingredient with liquid carriers or finely divided solid carriers or both, and then, if necessary, shaping the product into the desired presentation. For example, a tablet can be prepared by compression or molding, optionally with one or more accessory ingredients. Compressed tablets can be prepared by compressing in a suitable machine the active ingredient in a free-flowing form such as powder or granules, optionally mixed with an excipient such as, but not limited to, a binder, a lubricant, an inert diluent, and/or a surface active or dispersing agent. Molded tablets can be made by molding in a suitable machine a mixture of the powdered compound moistened with an inert liquid diluent.

[00275] This invention further encompasses anhydrous pharmaceutical compositions and dosage forms comprising an active ingredient, since water can facilitate the degradation of some compounds. For example, water may be added (e.g., 5%) in the pharmaceutical arts as a means of simulating long-term storage in order to determine characteristics such as shelf-life or the stability of formulations over time. Anhydrous pharmaceutical compositions and dosage forms of the invention can be prepared using anhydrous or low moisture containing ingredients and low moisture or low humidity conditions. Pharmaceutical compositions and dosage forms of the invention which contain lactose can be made anhydrous if substantial contact with moisture and/or humidity during manufacturing, packaging, and/or storage is expected. An anhydrous pharmaceutical composition may be prepared and stored such that its anhydrous nature is maintained. Accordingly, anhydrous compositions may be packaged using materials known to prevent exposure to water such that they can be included in suitable formulary kits. Examples of suitable packaging include, but are not limited to, hermetically sealed foils, plastic or the like, unit dose containers, blister packs, and strip packs.

[00276] An active ingredient can be combined in an intimate admixture with a pharmaceutical carrier according to conventional pharmaceutical compounding techniques. The carrier can take a wide variety of forms depending on the form of preparation desired for administration. In preparing the compositions for an oral dosage form, any of the usual pharmaceutical media can be employed as carriers, such as, for example, water, glycols, oils, alcohols, flavoring agents, preservatives, coloring agents, and the like in the case of oral liquid preparations (such as suspensions, solutions, and elixirs) or aerosols; or carriers such as starches, sugars, micro-crystalline cellulose, diluents, granulating agents, lubricants, binders, and disintegrating agents can be used in the case of oral solid preparations, in some embodiments without employing the use of lactose. For example, suitable carriers include powders, capsules, and tablets, with the solid oral preparations. If desired, tablets can be coated by standard aqueous or nonaqueous techniques.

[00277] Binders suitable for use in pharmaceutical compositions and dosage forms include, but are not limited to, corn starch, potato starch, or other starches, gelatin, natural and synthetic gums such as acacia, sodium alginate, alginic acid, other alginates, powdered tragacanth, guar gum, cellulose and its derivatives (e.g., ethyl cellulose, cellulose acetate, carboxymethyl cellulose calcium, sodium carboxymethyl cellulose), polyvinyl pyrrolidone, methyl cellulose, pre-gelatinized starch, hydroxypropyl methyl cellulose, microcrystalline cellulose, and mixtures thereof.

[00278] Examples of suitable fillers for use in the pharmaceutical compositions and dosage forms disclosed herein include, but are not limited to, talc, calcium carbonate (e.g., granules or powder), microcrystalline cellulose, powdered cellulose, dextrates, kaolin, mannitol, silicic acid, sorbitol, starch, pre-gelatinized starch, and mixtures thereof.

[00279] Disintegrants may be used in the compositions of the invention to provide tablets that disintegrate when exposed to an aqueous environment. Too much of a disintegrant may produce tablets which may disintegrate in the bottle. Too little may be insufficient for disintegration to occur and may thus alter the rate and extent of release of the active ingredient(s) from the dosage form. Thus, a sufficient amount of disintegrant that is neither too little nor too much to detrimentally alter the release of the active ingredient(s) may be used to form the dosage forms of the compounds disclosed herein. The amount of disintegrant used may vary based upon the type of formulation and mode of administration, and may be readily discernible to those of ordinary skill in the art. About 0.5 to about 15 weight percent of disintegrant, or about 1 to about 5 weight percent of disintegrant, may be used in the pharmaceutical composition. Disintegrants that can be used to form pharmaceutical compositions and dosage forms of the invention include, but are not limited to, agar-agar, alginic acid, calcium carbonate, microcrystalline cellulose, croscarmellose sodium, crospovidone, polacrillin potassium, sodium starch glycolate, potato or tapioca starch, other starches, pre-gelatinized starch, other starches, clays, other alginates, other celluloses, gums or mixtures thereof.

[00280] Lubricants which can be used to form pharmaceutical compositions and dosage forms of the invention include, but are not limited to, calcium stearate, magnesium stearate, mineral oil, light mineral oil, glycerin, sorbitol, mannitol, polyethylene glycol, other glycols, stearic acid, sodium lauryl sulfate, talc, hydrogenated vegetable oil (e.g., peanut oil, cottonseed oil, sunflower oil, sesame oil, olive oil, corn oil, and soybean oil), zinc stearate, ethyl oleate, ethyl laurate, agar, or mixtures thereof. Additional lubricants include, for example, a syloid silica gel, a coagulated aerosol of synthetic silica, or mixtures thereof. A lubricant can optionally be added, in an amount of less than about 1 weight percent of the pharmaceutical composition.

[00281] When aqueous suspensions and/or elixirs are desired for oral administration, the essential active ingredient therein may be combined with various sweetening or flavoring agents, coloring matter or dyes and, if so desired,

emulsifying and/or suspending agents, together with such diluents as water, ethanol, propylene glycol, glycerin and various combinations thereof.

[00282] The tablets can be uncoated or coated by known techniques to delay disintegration and absorption in the gastrointestinal tract and thereby provide a sustained action over a longer period. For example, a time delay material such as glyceryl monostearate or glyceryl distearate can be employed. Formulations for oral use can also be presented as hard gelatin capsules wherein the active ingredient is mixed with an inert solid diluent, for example, calcium carbonate, calcium phosphate or kaolin, or as soft gelatin capsules wherein the active ingredient is mixed with water or an oil medium, for example, peanut oil, liquid paraffin or olive oil.

[00283] Surfactant which can be used to form pharmaceutical compositions and dosage forms of the invention include, but are not limited to, hydrophilic surfactants, lipophilic surfactants, and mixtures thereof. That is, a mixture of hydrophilic surfactants may be employed, a mixture of lipophilic surfactants may be employed, or a mixture of at least one hydrophilic surfactant and at least one lipophilic surfactant may be employed.

[00284] A suitable hydrophilic surfactant may generally have an HLB value of at least 10, while suitable lipophilic surfactants may generally have an HLB value of or less than about 10. An empirical parameter used to characterize the relative hydrophilicity and hydrophobicity of non-ionic amphiphilic compounds is the hydrophilic-lipophilic balance ("HLB" value). Surfactants with lower HLB values are more lipophilic or hydrophobic, and have greater solubility in oils, while surfactants with higher HLB values are more hydrophilic, and have greater solubility in aqueous solutions. Hydrophilic surfactants are generally considered to be those compounds having an HLB value greater than about 10, as well as anionic, cationic, or zwitterionic compounds for which the HLB scale is not generally applicable. Similarly, lipophilic (i.e., hydrophobic) surfactants are compounds having an HLB value equal to or less than about 10. However, HLB value of a surfactant is merely a rough guide generally used to enable formulation of industrial, pharmaceutical and cosmetic emulsions.

[00285] Hydrophilic surfactants may be either ionic or non-ionic. Suitable ionic surfactants include, but are not limited to, alkylammonium salts; fusidic acid salts; fatty acid derivatives of amino acids, oligopeptides, and polypeptides; glyceride derivatives of amino acids, oligopeptides, and polypeptides; lecithins and hydrogenated lecithins; lysolecithins and hydrogenated lysolecithins; phospholipids and derivatives thereof; lysophospholipids and derivatives thereof; carnitine fatty acid ester salts; salts of alkylsulfates; fatty acid salts; sodium docusate; acylactylates; mono- and di-acetylated tartaric acid esters of mono- and di-glycerides; succinylated mono- and di-glycerides; citric acid esters of mono- and di-glycerides; and mixtures thereof.

[00286] Within the aforementioned group, ionic surfactants include, by way of example: lecithins, lysolecithin, phospholipids, lysophospholipids and derivatives thereof; carnitine fatty acid ester salts; salts of alkylsulfates; fatty acid salts; sodium docusate; acylactylates; mono- and di-acetylated tartaric acid esters of mono- and di-glycerides; succinylated mono- and di-glycerides; citric acid esters of mono- and di-glycerides; and mixtures thereof.

[00287] Ionic surfactants may be the ionized forms of lecithin, lysolecithin, phosphatidylcholine, phosphatidylethanolamine, phosphatidylglycerol, phosphatidic acid, phosphatidylserine, lysophosphatidylcholine, lysophosphatidylethanolamine, lysophosphatidylglycerol, lysophosphatidic acid, lysophosphatidylserine, PEG-phosphatidylethanolamine, PVP-phosphatidylethanolamine, lactic esters of fatty acids, stearyl-2-lactylate, stearyl lactylate, succinylated monoglycerides, mono/diacetylated tartaric acid esters of mono/diglycerides, citric acid esters of mono/diglycerides, cholylsarcosine, caproate, caprylate, caprate, laurate, myristate, palmitate, oleate, ricinoleate, linoleate, linolenate, stearate, lauryl sulfate, teracecyl sulfate, docusate, lauroyl carnitines, palmitoyl carnitines, myristoyl carnitines, and salts and mixtures thereof.

[00288] Hydrophilic non-ionic surfactants may include, but not limited to, alkylglucosides; alkylmaltosides; alkylthioglucoosides; lauryl macrogolglycerides; polyoxyalkylene alkyl ethers such as polyethylene glycol alkyl ethers; polyoxyalkylene alkylphenols such as polyethylene glycol alkyl phenols; polyoxyalkylene alkyl phenol fatty acid esters such as polyethylene glycol fatty acids monoesters and polyethylene glycol fatty acids diesters; polyethylene glycol glycerol fatty acid esters; polyglycerol fatty acid esters; polyoxyalkylene sorbitan fatty acid esters such as polyethylene glycol sorbitan fatty acid esters; hydrophilic transesterification products of a polyol with at least one member of the group consisting of glycerides, vegetable oils, hydrogenated vegetable oils, fatty acids, and sterols; polyoxyethylene sterols, derivatives, and analogues thereof; polyoxyethylated vitamins and derivatives thereof; polyoxyethylene-polyoxypropylene block copolymers; and mixtures thereof; polyethylene glycol sorbitan fatty acid esters and hydrophilic transesterification products of a polyol with at least one member of the group consisting of triglycerides, vegetable oils, and hydrogenated vegetable oils. The polyol may be glycerol, ethylene glycol, polyethylene glycol, sorbitol, propylene glycol, pentaerythritol, or a saccharide.

[00289] Other hydrophilic-non-ionic surfactants include, without limitation, PEG-10 laurate, PEG-12 laurate, PEG-20 laurate, PEG-32 laurate, PEG-32 dilaurate, PEG-12 oleate, PEG-15 oleate, PEG-20 oleate, PEG-20 dioleate, PEG-32 oleate, PEG-200 oleate, PEG-400 oleate, PEG-15 stearate, PEG-32 distearate, PEG-40 stearate, PEG-100 stearate, PEG-20 dilaurate, PEG-25 glyceryl trioleate, PEG-32 dioleate, PEG-20 glyceryl laurate, PEG-30 glyceryl laurate, PEG-20 glyceryl stearate, PEG-20 glyceryl oleate, PEG-30 glyceryl oleate, PEG-30 glyceryl laurate, PEG-40 glyceryl laurate, PEG-40 palm kernel oil, PEG-50 hydrogenated castor oil, PEG-40 castor oil, PEG-35 castor oil, PEG-60 castor oil, PEG-40 hydrogenated castor oil, PEG-60 hydrogenated castor oil, PEG-60 corn oil, PEG-6 caprate/caprylate glycerides, PEG-8 caprate/caprylate glycerides, polyglyceryl-10 laurate, PEG-30 cholesterol, PEG-25 phyto sterol, PEG-30 soya sterol, PEG-20 trioleate, PEG-40 sorbitan oleate, PEG-80 sorbitan laurate, polysorbate 20, polysorbate 80, POE-9 lauryl ether, POE-23 lauryl ether, POE-10 oleyl ether, POE-20 oleyl ether, POE-20 stearyl ether, tocopheryl PEG-100 succinate, PEG-24 cholesterol, polyglyceryl-10oleate, Tween 40, Tween 60, sucrose monostearate, sucrose monolaurate, sucrose monopalmitate, PEG 10-100 nonyl phenol series, PEG 15-100 octyl phenol series, and poloxamers.

[00290] Suitable lipophilic surfactants include, by way of example only: fatty alcohols; glycerol fatty acid esters; acetylated glycerol fatty acid esters; lower alcohol fatty acids esters; propylene glycol fatty acid esters; sorbitan fatty acid esters; polyethylene glycol sorbitan fatty acid esters; sterols and sterol derivatives; polyoxyethylated sterols and sterol derivatives; polyethylene glycol alkyl ethers; sugar esters; sugar ethers; lactic acid derivatives of mono- and di-glycerides; hydrophobic transesterification products of a polyol with at least one member of the group consisting of glycerides, vegetable oils, hydrogenated vegetable oils, fatty acids and sterols; oil-soluble vitamins/vitamin derivatives; and mixtures thereof. Within this group, preferred lipophilic surfactants include glycerol fatty acid esters, propylene glycol fatty acid esters, and mixtures thereof, or are hydrophobic transesterification products of a polyol with at least one member of the group consisting of vegetable oils, hydrogenated vegetable oils, and triglycerides.

[00291] In one embodiment, the composition may include a solubilizer to ensure good solubilization and/or dissolution of the compound of the present invention and to minimize precipitation of the compound of the present invention. This can be especially important for compositions for non-oral use, e.g., compositions for injection. A solubilizer may also be added to increase the solubility of the hydrophilic drug and/or other components, such as surfactants, or to maintain the composition as a stable or homogeneous solution or dispersion.

[00292] Examples of suitable solubilizers include, but are not limited to, the following: alcohols and polyols, such as ethanol, isopropanol, butanol, benzyl alcohol, ethylene glycol, propylene glycol, butanediols and isomers thereof, glycerol, pentaerythritol, sorbitol, mannitol, transcitol, dimethyl isosorbide, polyethylene glycol, polypropylene glycol, polyvinylalcohol, hydroxypropyl methylcellulose and other cellulose derivatives, cyclodextrins and cyclodextrin derivatives; ethers of polyethylene glycols having an average molecular weight of about 200 to about 6000, such as tetrahydrofurfuryl alcohol PEG ether (glycofurol) or methoxy PEG ; amides and other nitrogen-containing compounds such as 2-pyrrolidone, 2-piperidone, .epsilon.-caprolactam, N-alkylpyrrolidone, N-hydroxyalkylpyrrolidone, N-alkylpiperidone, N-alkylcaprolactam, dimethylacetamide and polyvinylpyrrolidone; esters such as ethyl propionate, tributylcitrate, acetyl triethylcitrate, acetyl tributyl citrate, triethylcitrate, ethyl oleate, ethyl caprylate, ethyl butyrate, triacetin, propylene glycol monoacetate, propylene glycol diacetate, ε-caprolactone and isomers thereof, δ-valerolactone and isomers thereof, β-butyrolactone and isomers thereof; and other solubilizers known in the art, such as dimethyl acetamide, dimethyl isosorbide, N-methyl pyrrolidones, monoethanolamine, diethylene glycol monoethyl ether, and water.

[00293] Mixtures of solubilizers may also be used. Examples include, but not limited to, triacetin, triethylcitrate, ethyl oleate, ethyl caprylate, dimethylacetamide, N-methylpyrrolidone, N-hydroxyethylpyrrolidone, polyvinylpyrrolidone, hydroxypropyl methylcellulose, hydroxypropyl cyclodextrins, ethanol, polyethylene glycol 200-100, glycofurol, transcitol, propylene glycol, and dimethyl isosorbide. Particularly preferred solubilizers include sorbitol, glycerol, triacetin, ethyl alcohol, PEG-400, glycofurol and propylene glycol.

[00294] The amount of solubilizer that can be included is not particularly limited. The amount of a given solubilizer may be limited to a bioacceptable amount, which may be readily determined by one of skill in the art. In some circumstances, it may be advantageous to include amounts of solubilizers far in excess of bioacceptable amounts, for example to maximize the concentration of the drug, with excess solubilizer removed prior to providing the composition to a patient using conventional techniques, such as distillation or evaporation. Thus, if present, the solubilizer can be in a weight ratio of 10%, 25%, 50%, 100%, or up to about 200% by weight, based on the combined weight of the drug, and other excipients. If desired, very small amounts of solubilizer may also be used, such as 5%, 2%, 1% or even less. Typically, the solubilizer may be present in an amount of about 1% to about 100%, more typically about 5% to about 25% by weight.

[00295] The composition can further include one or more pharmaceutically acceptable additives and excipients. Such additives and excipients include, without limitation, defoamers, anti-foaming agents, buffering agents, polymers, antioxidants, preservatives, chelating agents, viscomodulators, tonicifiers, flavorants, colorants, odorants, opacifiers, suspending agents, binders, fillers, plasticizers, lubricants, and mixtures thereof.

[00296] In addition, an acid or a base may be incorporated into the composition to facilitate processing, to enhance stability, or for other reasons. Examples of pharmaceutically acceptable bases include amino acids, amino acid esters, ammonium hydroxide, potassium hydroxide, sodium hydroxide, sodium hydrogen carbonate, aluminum hydroxide, calcium carbonate, magnesium hydroxide, magnesium aluminum silicate, synthetic aluminum silicate, synthetic hydrocalcite, magnesium aluminum hydroxide, diisopropylethylamine, ethanolamine, ethylenediamine, triethanolamine, triethylamine, triisopropanolamine, trimethylamine, tris(hydroxymethyl)aminomethane (TRIS) and the like. Also suitable are bases that are salts of a pharmaceutically acceptable acid, such as acetic acid, acrylic acid, adipic acid, alginic acid, alkanesulfonic acid, amino acids, ascorbic acid, benzoic acid, boric acid, butyric acid, carbonic acid, citric acid, fatty acids, formic acid, fumaric acid, gluconic acid, hydroquinonesulfonic acid, isoascorbic acid, lactic acid, maleic acid, oxalic acid, para-bromophenylsulfonic acid, propionic acid, p-toluenesulfonic acid,

salicylic acid, stearic acid, succinic acid, tannic acid, tartaric acid, thioglycolic acid, toluenesulfonic acid, uric acid, and the like. Salts of polyprotic acids, such as sodium phosphate, disodium hydrogen phosphate, and sodium dihydrogen phosphate can also be used. When the base is a salt, the cation can be any convenient and pharmaceutically acceptable cation, such as ammonium, alkali metals, alkaline earth metals, and the like. Example may include, but not limited to, sodium, potassium, lithium, magnesium, calcium and ammonium.

[00297] Suitable acids are pharmaceutically acceptable organic or inorganic acids. Examples of suitable inorganic acids include hydrochloric acid, hydrobromic acid, hydriodic acid, sulfuric acid, nitric acid, boric acid, phosphoric acid, and the like. Examples of suitable organic acids include acetic acid, acrylic acid, adipic acid, alginic acid, alkanesulfonic acids, amino acids, ascorbic acid, benzoic acid, boric acid, butyric acid, carbonic acid, citric acid, fatty acids, formic acid, fumaric acid, gluconic acid, hydroquinosulfonic acid, isoascorbic acid, lactic acid, maleic acid, methanesulfonic acid, oxalic acid, para-bromophenylsulfonic acid, propionic acid, p-toluenesulfonic acid, salicylic acid, stearic acid, succinic acid, tannic acid, tartaric acid, thioglycolic acid, toluenesulfonic acid, uric acid and the like.

[00298] Pharmaceutical compositions for injection. In some embodiments, the invention provides a pharmaceutical composition for injection containing a compound of the present invention and a pharmaceutical excipient suitable for injection. Components and amounts of agents in the compositions are as described herein.

[00299] The forms in which the novel compositions of the present invention may be incorporated for administration by injection include aqueous or oil suspensions, or emulsions, with sesame oil, corn oil, cottonseed oil, or peanut oil, as well as elixirs, mannitol, dextrose, or a sterile aqueous solution, and similar pharmaceutical vehicles.

[00300] Aqueous solutions in saline are also conventionally used for injection. Ethanol, glycerol, propylene glycol, liquid polyethylene glycol, and the like (and suitable mixtures thereof), cyclodextrin derivatives, and vegetable oils may also be employed. The proper fluidity can be maintained, for example, by the use of a coating, such as lecithin, for the maintenance of the required particle size in the case of dispersion and by the use of surfactants. The prevention of the action of microorganisms can be brought about by various antibacterial and antifungal agents, for example, parabens, chlorobutanol, phenol, sorbic acid, thimerosal, and the like.

[00301] Sterile injectable solutions are prepared by incorporating the compound of the present invention in the required amount in the appropriate solvent with various other ingredients as enumerated above, as required, followed by filtered sterilization. Generally, dispersions are prepared by incorporating the various sterilized active ingredients into a sterile vehicle which contains the basic dispersion medium and the required other ingredients from those enumerated above. In the case of sterile powders for the preparation of sterile injectable solutions, certain desirable methods of preparation are vacuum-drying and freeze-drying techniques which yield a powder of the active ingredient plus any additional desired ingredient from a previously sterile-filtered solution thereof.

[00302] Pharmaceutical compositions for topical (e.g., transdermal) delivery. In some embodiments, the invention provides a pharmaceutical composition for transdermal delivery containing a compound of the present invention and a pharmaceutical excipient suitable for transdermal delivery.

[00303] Compositions of the present invention can be formulated into preparations in solid, semi-solid, or liquid forms suitable for local or topical administration, such as gels, water soluble jellies, creams, lotions, suspensions, foams, powders, slurries, ointments, solutions, oils, pastes, suppositories, sprays, emulsions, saline solutions, dimethylsulfoxide (DMSO)-based solutions. In general, carriers with higher densities are capable of providing an area with a prolonged exposure to the active ingredients. In contrast, a solution formulation may provide more immediate exposure of the active ingredient to the chosen area.

[00304] The pharmaceutical compositions also may comprise suitable solid or gel phase carriers or excipients, which are compounds that allow increased penetration of, or assist in the delivery of, therapeutic molecules across the stratum corneum permeability barrier of the skin. There are many of these penetration-enhancing molecules known to those trained in the art of topical formulation. Examples of such carriers and excipients include, but are not limited to, humectants (e.g., urea), glycols (e.g., propylene glycol), alcohols (e.g., ethanol), fatty acids (e.g., oleic acid), surfactants (e.g., isopropyl myristate and sodium lauryl sulfate), pyrrolidones, glycerol monolaurate, sulfoxides, terpenes (e.g., menthol), amines, amides, alkanes, alkanols, water, calcium carbonate, calcium phosphate, various sugars, starches, cellulose derivatives, gelatin, and polymers such as polyethylene glycols.

[00305] Another exemplary formulation for use in the methods of the present invention employs transdermal delivery devices ("patches"). Such transdermal patches may be used to provide continuous or discontinuous infusion of a compound of the present invention in controlled amounts, either with or without another agent.

[00306] The construction and use of transdermal patches for the delivery of pharmaceutical agents is well known in the art. See, e.g., U.S. Pat. Nos. 5,023,252, 4,992,445 and 5,001,139. Such patches may be constructed for continuous, pulsatile, or on demand delivery of pharmaceutical agents.

[00307] Pharmaceutical compositions for inhalation. Compositions for inhalation or insufflation include solutions and suspensions in pharmaceutically acceptable, aqueous or organic solvents, or mixtures thereof, and powders. The liquid or solid compositions may contain suitable pharmaceutically acceptable excipients as described supra. Preferably the compositions are administered by the oral or nasal respiratory route for local or systemic effect. Compositions in preferably pharmaceutically acceptable solvents may be nebulized by use of inert gases. Nebulized solutions may be inhaled directly from the nebulizing device or the nebulizing device may be attached to a face mask tent, or intermittent positive pressure breathing machine. Solution, suspension, or powder compositions may be administered, preferably orally or nasally, from devices that deliver the formulation in an appropriate manner.

[00308] Other pharmaceutical compositions. Pharmaceutical compositions may also be prepared from compositions described herein and one or more pharmaceutically acceptable excipients suitable for sublingual, buccal, rectal, intraosseous, intraocular, intranasal, epidural, or intraspinal administration. Preparations for such pharmaceutical compositions are well-known in the art. See, e.g., Anderson, Philip O.; Knoben, James E.; Troutman, William G, eds., *Handbook of Clinical Drug Data*, Tenth Edition, McGraw-Hill, 2002; Pratt and Taylor, eds., *Principles of Drug Action*, Third Edition, Churchill Livingstone, New York, 1990; Katzung, ed., *Basic and Clinical Pharmacology*, Ninth Edition, McGraw Hill, 20037ybg; Goodman and Gilman, eds., *The Pharmacological Basis of Therapeutics*, Tenth Edition, McGraw Hill, 2001; Remington's *Pharmaceutical Sciences*, 20th Ed., Lippincott Williams & Wilkins., 2000; Martindale, *The Extra Pharmacopoeia*, Thirty-Second Edition (The Pharmaceutical Press, London, 1999); all of which are incorporated by reference herein in their entirety.

[00309] Administration of the compounds or pharmaceutical composition of the present invention can be effected by any method that enables delivery of the compounds to the site of action. These methods include oral routes, intraduodenal routes, parenteral injection (including intravenous, intraarterial, subcutaneous, intramuscular, intravascular, intraperitoneal or infusion), topical (e.g. transdermal application), rectal administration, via local delivery by catheter or stent or through inhalation. Compounds can also be administered intraadiposally or intrathecally.

[00310] The amount of the compound administered will be dependent on the mammal being treated, the severity of the disorder or condition, the rate of administration, the disposition of the compound and the discretion of the prescribing physician. However, an effective dosage is in the range of about 0.001 to about 100 mg per kg body

weight per day, preferably about 1 to about 35 mg/kg/day, in single or divided doses. For a 70 kg human, this would amount to about 0.05 to 7 g/day, preferably about 0.05 to about 2.5 g/day. In some instances, dosage levels below the lower limit of the aforesaid range may be more than adequate, while in other cases still larger doses may be employed without causing any harmful side effect, e.g. by dividing such larger doses into several small doses for administration throughout the day.

[00311] In some embodiments, a compound of the invention is administered in a single dose. Typically, such administration will be by injection, e.g., intravenous injection, in order to introduce the agent quickly. However, other routes may be used as appropriate. A single dose of a compound of the invention may also be used for treatment of an acute condition.

[00312] In some embodiments, a compound of the invention is administered in multiple doses. Dosing may be about once, twice, three times, four times, five times, six times, or more than six times per day. Dosing may be about once a month, once every two weeks, once a week, or once every other day. In another embodiment a compound of the invention and another agent are administered together about once per day to about 6 times per day. In another embodiment the administration of a compound of the invention and an agent continues for less than about 7 days. In yet another embodiment the administration continues for more than about 6, 10, 14, 28 days, two months, six months, or one year. In some cases, continuous dosing is achieved and maintained as long as necessary.

[00313] Administration of the agents of the invention may continue as long as necessary. In some embodiments, an agent of the invention is administered for more than 1, 2, 3, 4, 5, 6, 7, 14, or 28 days. In some embodiments, an agent of the invention is administered for less than 28, 14, 7, 6, 5, 4, 3, 2, or 1 day. In some embodiments, an agent of the invention is administered chronically on an ongoing basis, e.g., for the treatment of chronic effects.

[00314] An effective amount of a compound of the invention may be administered in either single or multiple doses by any of the accepted modes of administration of agents having similar utilities, including rectal, buccal, intranasal and transdermal routes, by intra-arterial injection, intravenously, intraperitoneally, parenterally, intramuscularly, subcutaneously, orally, topically, or as an inhalant.

[00315] The compositions of the invention may also be delivered via an impregnated or coated device such as a stent, for example, or an artery-inserted cylindrical polymer. Such a method of administration may, for example, aid in the prevention or amelioration of restenosis following procedures such as balloon angioplasty. Without being bound by theory, compounds of the invention may slow or inhibit the migration and proliferation of smooth muscle cells in the arterial wall which contribute to restenosis. A compound of the invention may be administered, for example, by local delivery from the struts of a stent, from a stent graft, from grafts, or from the cover or sheath of a stent. In some embodiments, a compound of the invention is admixed with a matrix. Such a matrix may be a polymeric matrix, and may serve to bond the compound to the stent. Polymeric matrices suitable for such use, include, for example, lactone-based polyesters or copolyesters such as polylactide, polycaprolactone, polyorthoesters, polyanhydrides, polyaminoacids, polysaccharides, polyphosphazenes, poly(ether-ester) copolymers (e.g. PEO-PLLA); polydimethylsiloxane, poly(ethylene-vinylacetate), acrylate-based polymers or copolymers (e.g. polyhydroxyethyl methylmethacrylate, polyvinyl pyrrolidone), fluorinated polymers such as polytetrafluoroethylene and cellulose esters. Suitable matrices may be nondegrading or may degrade with time, releasing the compound or compounds. Compounds of the invention may be applied to the surface of the stent by various methods such as dip/spin coating, spray coating, dip-coating, and/or brush-coating. The compounds may be applied in a solvent and the solvent may be allowed to evaporate, thus forming a layer of compound onto the stent. Alternatively, the compound may be located in the body of the stent or graft, for example in microchannels or

micropores. When implanted, the compound diffuses out of the body of the stent to contact the arterial wall. Such stents may be prepared by dipping a stent manufactured to contain such micropores or microchannels into a solution of the compound of the invention in a suitable solvent, followed by evaporation of the solvent. Excess drug on the surface of the stent may be removed via an additional brief solvent wash. In yet other embodiments, compounds of the invention may be covalently linked to a stent or graft. A covalent linker may be used which degrades *in vivo*, leading to the release of the compound of the invention. Any bio-labile linkage may be used for such a purpose, such as ester, amide or anhydride linkages. Compounds of the invention may additionally be administered intravascularly from a balloon used during angioplasty. Extravascular administration of the compounds via the pericard or via adventitial application of formulations of the invention may also be performed to decrease restenosis.

[00316] A variety of stent devices which may be used as described are disclosed, for example, in the following references, all of which are hereby incorporated by reference: U.S. Pat. No. 5451233; U.S. Pat. No. 5040548; U.S. Pat. No. 5061273; U.S. Pat. No. 5496346; U.S. Pat. No. 5292331; U.S. Pat. No. 5674278; U.S. Pat. No. 3657744; U.S. Pat. No. 4739762; U.S. Pat. No. 5195984; U.S. Pat. No. 5292331; U.S. Pat. No. 5674278; U.S. Pat. No. 5879382; U.S. Pat. No. 6344053.

[00317] The compounds of the invention may be administered in dosages. It is known in the art that due to intersubject variability in compound pharmacokinetics, individualization of dosing regimen is necessary for optimal therapy. Dosing for a compound of the invention may be found by routine experimentation in light of the instant disclosure.

[00318] When a compound of the invention, is administered in a composition that comprises one or more agents, and the agent has a shorter half-life than the compound of the invention unit dose forms of the agent and the compound of the invention may be adjusted accordingly.

[00319] The subject pharmaceutical composition may, for example, be in a form suitable for oral administration as a tablet, capsule, pill, powder, sustained release formulations, solution, suspension, for parenteral injection as a sterile solution, suspension or emulsion, for topical administration as an ointment or cream or for rectal administration as a suppository. The pharmaceutical composition may be in unit dosage forms suitable for single administration of precise dosages. The pharmaceutical composition will include a conventional pharmaceutical carrier or excipient and a compound according to the invention as an active ingredient. In addition, it may include other medicinal or pharmaceutical agents, carriers, adjuvants, etc.

[00320] Exemplary parenteral administration forms include solutions or suspensions of active compound in sterile aqueous solutions, for example, aqueous propylene glycol or dextrose solutions. Such dosage forms can be suitably buffered, if desired.

[00321] The invention also provides kits. The kits include a compound or compounds of the present invention as described herein, in suitable packaging, and written material that can include instructions for use, discussion of clinical studies, listing of side effects, and the like. Such kits may also include information, such as scientific literature references, package insert materials, clinical trial results, and/or summaries of these and the like, which indicate or establish the activities and/or advantages of the composition, and/or which describe dosing, administration, side effects, drug interactions, or other information useful to the health care provider. Such information may be based on the results of various studies, for example, studies using experimental animals involving *in vivo* models and studies based on human clinical trials. The kit may further contain another agent. In some embodiments, the compound of the present invention and the agent are provided as separate compositions in separate containers within the kit. In some embodiments, the compound of the present invention and the agent are

provided as a single composition within a container in the kit. Suitable packaging and additional articles for use (e.g., measuring cup for liquid preparations, foil wrapping to minimize exposure to air, and the like) are known in the art and may be included in the kit. Kits described herein can be provided, marketed and/or promoted to health providers, including physicians, nurses, pharmacists, formulary officials, and the like. Kits may also, in some embodiments, be marketed directly to the consumer.

[00322] The invention also provides methods of using the compounds or pharmaceutical compositions of the present invention to treat disease conditions, including but not limited to diseases associated with malfunctioning of one or more types of PI3 kinase and/or mTOR. A detailed description of conditions and disorders mediated by p110 δ kinase activity is set forth in Sadu et al., WO 01/81346, which is incorporated herein by reference in its entirety for all purposes.

[00323] The invention also relates to a method of treating a hyperproliferative disorder in a mammal that comprises administering to said mammal a therapeutically effective amount of a compound of the present invention, or a pharmaceutically acceptable salt, ester, prodrug, solvate, hydrate or derivative thereof. In some embodiments, said method relates to the treatment of cancer such as acute myeloid leukemia, thymus, brain, lung, squamous cell, skin, eye, retinoblastoma, intraocular melanoma, oral cavity and oropharyngeal, bladder, gastric, stomach, pancreatic, bladder, breast, cervical, head, neck, renal, kidney, liver, ovarian, prostate, colorectal, esophageal, testicular, gynecological, thyroid, CNS, PNS, AIDS-related (e.g. Lymphoma and Kaposi's Sarcoma) or viral-induced cancer. In some embodiments, said method relates to the treatment of a non-cancerous hyperproliferative disorder such as benign hyperplasia of the skin (e. g., psoriasis), restenosis, or prostate (e. g., benign prostatic hypertrophy (BPH)).

[00324] The treatment methods provided herein comprise administering to the subject a therapeutically effective amount of a compound of the invention. In one embodiment, the present invention provides a method of treating an inflammation disorder, including autoimmune diseases in a mammal. The method comprises administering to said mammal a therapeutically effective amount of a compound of the present invention, or a pharmaceutically acceptable salt, ester, prodrug, solvate, hydrate or derivative thereof. Examples of autoimmune diseases includes but is not limited to acute disseminated encephalomyelitis (ADEM), Addison's disease, antiphospholipid antibody syndrome (APS), aplastic anemia, autoimmune hepatitis, coeliac disease, Crohn's disease, Diabetes mellitus (type 1), Goodpasture's syndrome, Graves' disease, Guillain-Barré syndrome (GBS), Hashimoto's disease, lupus erythematosus, multiple sclerosis, myasthenia gravis, opsoclonus myoclonus syndrome (OMS), optic neuritis, Ord's thyroiditis, oemphigus, polyarthritis, primary biliary cirrhosis, psoriasis, rheumatoid arthritis, Reiter's syndrome, Takayasu's arteritis, temporal arteritis (also known as "giant cell arteritis"), warm autoimmune hemolytic anemia, Wegener's granulomatosis, alopecia universalis, Chagas' disease, chronic fatigue syndrome, dysautonomia, endometriosis, hidradenitis suppurativa, interstitial cystitis, neuromyotonia, sarcoidosis, scleroderma, ulcerative colitis, vitiligo, and vulvodynia. Other disorders include bone-resorption disorders and thromobsis.

[00325] In some embodiments, the method of treating inflammatory or autoimmune diseases comprises administering to a subject (e.g. a mammal) a therapeutically effective amount of one or more compounds of the present invention that selectively inhibit PI3K- δ and/or PI3K- γ as compared to all other type I PI3 kinases. Such selective inhibition of PI3K- δ and/or PI3K- γ may be advantageous for treating any of the diseases or conditions described herein. For example, selective inhibition of PI3K- δ may inhibit inflammatory responses associated with inflammatory diseases, autoimmune disease, or diseases related to an undesirable immune response including but not limited to asthma, emphysema, allergy, dermatitis, rheumatoid arthritis, psoriasis, lupus erythematosus, or graft

versus host disease. Selective inhibition of PI3K- δ may further provide for a reduction in the inflammatory or undesirable immune response without a concomitant reduction in the ability to reduce a bacterial, viral, and/or fungal infection. Selective inhibition of both PI3K- δ and PI3K- γ may be advantageous for inhibiting the inflammatory response in the subject to a greater degree than that would be provided for by inhibitors that selectively inhibit PI3K- δ or PI3K- γ alone. In one aspect, one or more of the subject methods are effective in reducing antigen specific antibody production *in vivo* by about 2-fold, 3-fold, 4-fold, 5-fold, 7.5-fold, 10-fold, 25-fold, 50-fold, 100-fold, 250-fold, 500-fold, 750-fold, or about 1000-fold or more. In another aspect, one or more of the subject methods are effective in reducing antigen specific IgG3 and/or IgGM production *in vivo* by about 2-fold, 3-fold, 4-fold, 5-fold, 7.5-fold, 10-fold, 25-fold, 50-fold, 100-fold, 250-fold, 500-fold, 750-fold, or about 1000-fold or more.

[00326] In one aspect, one or more of the subject methods are effective in ameliorating symptoms associated with rheumatoid arthritis including but not limited to a reduction in the swelling of joints, a reduction in serum anti-collagen levels, and/or a reduction in joint pathology such as bone resorption, cartilage damage, pannus, and/or inflammation. In another aspect, the subject methods are effective in reducing ankle inflammation by at least about 2%, 5%, 10%, 15%, 20%, 25%, 30%, 50%, 60%, or about 75% to 90%. In another aspect, the subject methods are effective in reducing knee inflammation by at least about 2%, 5%, 10%, 15%, 20%, 25%, 30%, 50%, 60%, or about 75% to 90% or more. In still another aspect, the subject methods are effective in reducing serum anti-type II collagen levels by at least about 10%, 12%, 15%, 20%, 24%, 25%, 30%, 35%, 50%, 60%, 75%, 80%, 86%, 87%, or about 90% or more. In another aspect, the subject methods are effective in reducing ankle histopathology scores by about 5%, 10%, 15%, 20%, 25%, 30%, 40%, 50%, 60%, 75%, 80%, 90% or more. In still another aspect, the subject methods are effective in reducing knee histopathology scores by about 5%, 10%, 15%, 20%, 25%, 30%, 40%, 50%, 60%, 75%, 80%, 90% or more.

[00327] In other embodiments, the present invention provides methods of using the compounds or pharmaceutical compositions to treat respiratory diseases including but not limited to diseases affecting the lobes of lung, pleural cavity, bronchial tubes, trachea, upper respiratory tract, or the nerves and muscle for breathing. For example, methods are provided to treat obstructive pulmonary disease. Chronic obstructive pulmonary disease (COPD) is an umbrella term for a group of respiratory tract diseases that are characterized by airflow obstruction or limitation. Conditions included in this umbrella term are: chronic bronchitis, emphysema, and bronchiectasis.

[00328] In another embodiment, the compounds described herein are used for the treatment of asthma. Also, the compounds or pharmaceutical compositions described herein may be used for the treatment of endotoxemia and sepsis. In one embodiment, the compounds or pharmaceutical compositions described herein are used to for the treatment of rheumatoid arthritis (RA). In yet another embodiment, the compounds or pharmaceutical compositions described herein is used for the treatment of contact or atopic dermatitis. Contact dermatitis includes irritant dermatitis, phototoxic dermatitis, allergic dermatitis, photoallergic dermatitis, contact urticaria, systemic contact-type dermatitis and the like. Irritant dermatitis can occur when too much of a substance is used on the skin of when the skin is sensitive to certain substance. Atopic dermatitis, sometimes called eczema, is a kind of dermatitis, an atopic skin disease.

[00329] The invention also relates to a method of treating diseases related to vasculogenesis or angiogenesis in a mammal that comprises administering to said mammal a therapeutically effective amount of a compound of the present invention, or a pharmaceutically acceptable salt, ester, prodrug, solvate, hydrate or derivative thereof. In some embodiments, said method is for treating a disease selected from the group consisting of tumor angiogenesis,

chronic inflammatory disease such as rheumatoid arthritis, atherosclerosis, inflammatory bowel disease, skin diseases such as psoriasis, eczema, and scleroderma, diabetes, diabetic retinopathy, retinopathy of prematurity, age-related macular degeneration, hemangioma, glioma, melanoma, Kaposi's sarcoma and ovarian, breast, lung, pancreatic, prostate, colon and epidermoid cancer.

[00330] Patients that can be treated with compounds of the present invention, or pharmaceutically acceptable salt, ester, prodrug, solvate, hydrate or derivative of said compounds, according to the methods of this invention include, for example, patients that have been diagnosed as having psoriasis; restenosis; atherosclerosis; BPH; breast cancer such as a ductal carcinoma in duct tissue in a mammary gland, medullary carcinomas, colloid carcinomas, tubular carcinomas, and inflammatory breast cancer; ovarian cancer, including epithelial ovarian tumors such as adenocarcinoma in the ovary and an adenocarcinoma that has migrated from the ovary into the abdominal cavity; uterine cancer; cervical cancer such as adenocarcinoma in the cervix epithelial including squamous cell carcinoma and adenocarcinomas; prostate cancer, such as a prostate cancer selected from the following: an adenocarcinoma or an adenocarcinoma that has migrated to the bone; pancreatic cancer such as epithelioid carcinoma in the pancreatic duct tissue and an adenocarcinoma in a pancreatic duct; bladder cancer such as a transitional cell carcinoma in urinary bladder, urothelial carcinomas (transitional cell carcinomas), tumors in the urothelial cells that line the bladder, squamous cell carcinomas, adenocarcinomas, and small cell cancers; leukemia such as acute myeloid leukemia (AML), acute lymphocytic leukemia, chronic lymphocytic leukemia, chronic myeloid leukemia, hairy cell leukemia, myelodysplasia, myeloproliferative disorders, acute myelogenous leukemia (AML), chronic myelogenous leukemia (CML), mastocytosis, chronic lymphocytic leukemia (CLL), multiple myeloma (MM), and myelodysplastic syndrome (MDS); bone cancer; lung cancer such as non-small cell lung cancer (NSCLC), which is divided into squamous cell carcinomas, adenocarcinomas, and large cell undifferentiated carcinomas, and small cell lung cancer; skin cancer such as basal cell carcinoma, melanoma, squamous cell carcinoma and actinic keratosis, which is a skin condition that sometimes develops into squamous cell carcinoma; eye retinoblastoma; cutaneous or intraocular (eye) melanoma; primary liver cancer (cancer that begins in the liver); kidney cancer; thyroid cancer such as papillary, follicular, medullary and anaplastic; AIDS-related lymphoma such as diffuse large B-cell lymphoma, B-cell immunoblastic lymphoma and small non-cleaved cell lymphoma; Kaposi's Sarcoma; viral-induced cancers including hepatitis B virus (HBV), hepatitis C virus (HCV), and hepatocellular carcinoma; human lymphotropic virus-type 1 (HTLV-1) and adult T-cell leukemia/lymphoma; and human papilloma virus (HPV) and cervical cancer; central nervous system cancers (CNS) such as primary brain tumor, which includes gliomas (astrocytoma, anaplastic astrocytoma, or glioblastoma multiforme), Oligodendroglioma, Ependymoma, Meningioma, Lymphoma, Schwannoma, and Medulloblastoma; peripheral nervous system (PNS) cancers such as acoustic neuromas and malignant peripheral nerve sheath tumor (MPNST) including neurofibromas and schwannomas, malignant fibrous cytoma, malignant fibrous histiocytoma, malignant meningioma, malignant mesothelioma, and malignant mixed Müllerian tumor; oral cavity and oropharyngeal cancer such as, hypopharyngeal cancer, laryngeal cancer, nasopharyngeal cancer, and oropharyngeal cancer; stomach cancer such as lymphomas, gastric stromal tumors, and carcinoid tumors; testicular cancer such as germ cell tumors (GCTs), which include seminomas and nonseminomas, and gonadal stromal tumors, which include Leydig cell tumors and Sertoli cell tumors; thymus cancer such as thymomas, thymic carcinomas, Hodgkin disease, non-Hodgkin lymphomas carcinoids or carcinoid tumors; rectal cancer; and colon cancer.

[00331] The invention also relates to a method of treating diabetes in a mammal that comprises administering to said mammal a therapeutically effective amount of a compound of the present invention, or a pharmaceutically acceptable salt, ester, prodrug, solvate, hydrate or derivative thereof.

[00332] In addition, the compounds described herein may be used to treat acne.

[00333] In addition, the compounds described herein may be used for the treatment of arteriosclerosis, including atherosclerosis. Arteriosclerosis is a general term describing any hardening of medium or large arteries. Atherosclerosis is a hardening of an artery specifically due to an atheromatous plaque.

[00334] Further the compounds described herein may be used for the treatment of glomerulonephritis. Glomerulonephritis is a primary or secondary autoimmune renal disease characterized by inflammation of the glomeruli. It may be asymptomatic, or present with hematuria and/or proteinuria. There are many recognized types, divided in acute, subacute or chronic glomerulonephritis. Causes are infectious (bacterial, viral or parasitic pathogens), autoimmune or paraneoplastic.

[00335] Additionally, the compounds described herein may be used for the treatment of bursitis, lupus, acute disseminated encephalomyelitis (ADEM), addison's disease, antiphospholipid antibody syndrome (APS), aplastic anemia, autoimmune hepatitis, coeliac disease, crohn's disease, diabetes mellitus (type 1), goodpasture's syndrome, graves' disease, guillain-barré syndrome (GBS), hashimoto's disease, inflammatory bowel disease, lupus erythematosus, myasthenia gravis, opsoclonus myoclonus syndrome (OMS), optic neuritis, ord's thyroiditis,ostheoarthritis, uveoretinitis, pemphigus, polyarthritis, primary biliary cirrhosis, reiter's syndrome, takayasu's arteritis, temporal arteritis, warm autoimmune hemolytic anemia, wegener's granulomatosis, alopecia universalis, chagas' disease, chronic fatigue syndrome, dysautonomia, endometriosis, hidradenitis suppurativa, interstitial cystitis, neuromyotonia, sarcoidosis, scleroderma, ulcerative colitis, vitiligo, vulvodynia, appendicitis, arteritis, arthritis, blepharitis, bronchiolitis, bronchitis, cervicitis, cholangitis, cholecystitis, chorioamnionitis, colitis, conjunctivitis, cystitis, dacryoadenitis, dermatomyositis, endocarditis, endometritis, enteritis, enterocolitis, epicondylitis, epididymitis, fasciitis, fibrositis, gastritis, gastroenteritis, gingivitis, hepatitis, hidradenitis, ileitis, iritis, laryngitis, mastitis, meningitis, myelitis, myocarditis, myositis, nephritis, omphalitis, oophoritis, orchitis, osteitis, otitis, pancreatitis, parotitis, pericarditis, peritonitis, pharyngitis, pleuritis, phlebitis, pneumonitis, proctitis, prostatitis, pyelonephritis, rhinitis, salpingitis, sinusitis, stomatitis, synovitis, tendonitis, tonsillitis, uveitis, vaginitis, vasculitis, or vulvitis.

[00336] The invention also relates to a method of treating a cardiovascular disease in a mammal that comprises administering to said mammal a therapeutically effective amount of a compound of the present invention, or a pharmaceutically acceptable salt, ester, prodrug, solvate, hydrate or derivative thereof. Examples of cardiovascular conditions include, but are not limited to, atherosclerosis, restenosis, vascular occlusion and carotid obstructive disease.

[00337] In another aspect, the present invention provides methods of disrupting the function of a leukocyte or disrupting a function of an osteoclast. The method includes contacting the leukocyte or the osteoclast with a function disrupting amount of a compound of the invention.

[00338] In another aspect of the present invention, methods are provided for treating ophthalmic disease by administering one or more of the subject compounds or pharmaceutical compositions to the eye of a subject.

[00339] Methods are further provided for administering the compounds of the present invention via eye drop, intraocular injection, intravitreal injection, topically, or through the use of a drug eluting device, microcapsule, implant, or microfluidic device. In some cases, the compounds of the present invention are administered with a

carrier or excipient that increases the intraocular penetrance of the compound such as an oil and water emulsion with colloid particles having an oily core surrounded by an interfacial film.

[00340] In some cases, the colloid particles include at least one cationic agent and at least one non-ionic surfactant such as a poloxamer, tyloxapol, a polysorbate, a polyoxyethylene castor oil derivative, a sorbitan ester, or a polyoxyl stearate. In some cases, the cationic agent is an alkylamine, a tertiary alkyl amine, a quaternary ammonium compound, a cationic lipid, an amino alcohol, a biguanidine salt, a cationic compound or a mixture thereof. In some cases the cationic agent is a biguanidine salt such as chlorhexidine, polyaminopropyl biguanidine, phenformin, alkylbiguanidine, or a mixture thereof. In some cases, the quaternary ammonium compound is a benzalkonium halide, lauralkonium halide, cetrimide, hexadecyltrimethylammonium halide, tetradecyltrimethylammonium halide, dodecyltrimethylammonium halide, cetrimonium halide, benzethonium halide, behenalkonium halide, cetalkonium halide, cetethylidimonium halide, cetylpyridinium halide, benzododecinium halide, chlorallyl methenamine halide, myristylalkonium halide, stearylalkonium halide or a mixture of two or more thereof. In some cases, cationic agent is a benzalkonium chloride, lauralkonium chloride, benzododecinium bromide, benzethonium chloride, hexadecyltrimethylammonium bromide, tetradecyltrimethylammonium bromide, dodecyltrimethylammonium bromide or a mixture of two or more thereof. In some cases, the oil phase is mineral oil and light mineral oil, medium chain triglycerides (MCT), coconut oil; hydrogenated oils comprising hydrogenated cottonseed oil, hydrogenated palm oil, hydrogenate castor oil or hydrogenated soybean oil; polyoxyethylene hydrogenated castor oil derivatives comprising polyoxyl-40 hydrogenated castor oil, polyoxyl-60 hydrogenated castor oil or polyoxyl-100 hydrogenated castor oil.

[00341] The invention further provides methods of modulating a PI3K and/or mTor kinase activity by contacting the kinase with an amount of an effective amount of compound of the invention. Modulate can be inhibiting or activating kinase activity. In some embodiments, the invention provides methods of inhibiting kinase activity by contacting the kinase with an amount of an effective amount of a compound of the invention in solution. In some embodiments, the invention provides methods of inhibiting the kinase activity by contacting a cell, tissue, organ that express the kinase of interest. In some embodiments, the invention provides methods of inhibiting kinase activity in subject including but not limited to rodents and mammal (e.g., human) by administering into the subject an effective amount of a compound of the invention. In some embodiments, the percentage of inhibiting exceeds 50%, 60%, 70%, 80%, or 90%.

[00342] In some embodiments, the kinase is selected from the group consisting of PI3 kinase including different isoforms such as PI3 kinase α , PI3 kinase β , PI3 kinase γ , PI3 kinase δ ; DNA-PK; mTor; Abl, VEGFR, Ephrin receptor B4 (EphB4); TEK receptor tyrosine kinase (TIE2); FMS-related tyrosine kinase 3 (FLT-3); Platelet derived growth factor receptor (PDGFR); RET; ATM; ATR; hSmg-1; Hck; Src; Epidermal growth factor receptor (EGFR); KIT; Insulin Receptor (IR) and IGFR.

[00343] The present invention also provides methods for combination therapies in which an agent known to modulate other pathways, or other components of the same pathway, or even overlapping sets of target enzymes are used in combination with a compound of the present invention, or a pharmaceutically acceptable salt, ester, prodrug, solvate, hydrate or derivative thereof. In one aspect, such therapy includes but is not limited to the combination of the subject compound with chemotherapeutic agents, therapeutic antibodies, and radiation treatment, to provide a synergistic or additive therapeutic effect.

[00344] In one aspect, the compounds or pharmaceutical compositions of the present invention may present synergistic or additive efficacy when administered in combination with agents that inhibit IgE production or activity.

Such combination can reduce the undesired effect of high level of IgE associated with the use of one or more PI3K δ inhibitors, if such effect occurs. This may be particularly useful in treatment of autoimmune and inflammatory disorders (AIID) such as rheumatoid arthritis. Additionally, the administration of PI3K δ or PI3K δ/γ inhibitors of the present invention in combination with inhibitors of mTOR may also exhibit synergy through enhanced inhibition of the PI3K pathway.

[00345] In a separate but related aspect, the present invention provides a combination treatment of a disease associated with PI3K δ comprising administering to a PI3K δ inhibitor and an agent that inhibits IgE production or activity. Other exemplary PI3K δ inhibitors are applicable and they are described, e.g., US Patent No. 6,800,620. Such combination treatment is particularly useful for treating autoimmune and inflammatory diseases (AIID) including but not limited to rheumatoid arthritis.

[00346] Agents that inhibit IgE production are known in the art and they include but are not limited to one or more of TEI-9874, 2-(4-(6-cyclohexyloxy-2-naphtyloxy)phenylacetamide)benzoic acid, rapamycin, rapamycin analogs (i.e. rapalogs), TORC1 inhibitors, TORC2 inhibitors, and any other compounds that inhibit mTORC1 and mTORC2. Agents that inhibit IgE activity include, for example, anti-IgE antibodies such as for example Omalizumab and TNX-901.

[00347] For treatment of autoimmune diseases, the subject compounds or pharmaceutical compositions can be used in combination with commonly prescribed drugs including but not limited to Enbrel[®], Remicade[®], Humira[®], Avonex[®], and Rebif[®]. For treatment of respiratory diseases, the subject compounds or pharmaceutical compositions can be administered in combination with commonly prescribed drugs including but not limited to Xolair[®], Advair[®], Singulair[®], and Spiriva[®].

[00348] The compounds of the invention may be formulated or administered in conjunction with other agents that act to relieve the symptoms of inflammatory conditions such as encephalomyelitis, asthma, and the other diseases described herein. These agents include non-steroidal anti-inflammatory drugs (NSAIDs), e.g. acetylsalicylic acid; ibuprofen; naproxen; indomethacin; nabumetone; tolmetin; etc. Corticosteroids are used to reduce inflammation and suppress activity of the immune system. The most commonly prescribed drug of this type is Prednisone. Chloroquine (Aralen) or hydroxychloroquine (Plaquenil) may also be very useful in some individuals with lupus. They are most often prescribed for skin and joint symptoms of lupus. Azathioprine (Imuran) and cyclophosphamide (Cytosan) suppress inflammation and tend to suppress the immune system. Other agents, e.g. methotrexate and cyclosporin are used to control the symptoms of lupus. Anticoagulants are employed to prevent blood from clotting rapidly. They range from aspirin at very low dose which prevents platelets from sticking, to heparin/coumadin.

[00349] In another one aspect, this invention also relates to methods and pharmaceutical compositions for inhibiting abnormal cell growth in a mammal which comprises an amount of a compound of the present invention, or a pharmaceutically acceptable salt, ester, prodrug, solvate, hydrate or derivative thereof, in combination with an amount of an anti-cancer agent (e.g. a chemotherapeutic agent). Many chemotherapeutics are presently known in the art and can be used in combination with the compounds of the invention.

[00350] In some embodiments, the chemotherapeutic is selected from the group consisting of mitotic inhibitors, alkylating agents, anti-metabolites, intercalating antibiotics, growth factor inhibitors, cell cycle inhibitors, enzymes, topoisomerase inhibitors, biological response modifiers, anti-hormones, angiogenesis inhibitors, and anti-androgens. Non-limiting examples are chemotherapeutic agents, cytotoxic agents, and non-peptide small molecules such as Gleevec (Imatinib Mesylate), Velcade (bortezomib), Casodex (bicalutamide), Iressa (gefitinib), and Adriamycin as well as a host of chemotherapeutic agents. Non-limiting examples of chemotherapeutic agents include alkylating

agents such as thiotepa and cyclophosphamide (CYTOXANTM); alkyl sulfonates such as busulfan, improsulfan and piposulfan; aziridines such as benzodopa, carboquone, meturedopa, and uredopa; ethylenimines and methylamelamines including altretamine, triethylenemelamine, trietylenephosphoramide, triethylenethiophosphoramide and trimethylolmelamine; nitrogen mustards such as chlorambucil, chlornaphazine, cholophosphamide, estramustine, ifosfamide, mechlorethamine, mechlorethamine oxide hydrochloride, melphalan, novembichin, phenesterine, prednimustine, trofosfamide, uracil mustard; nitrosureas such as carmustine, chlorozotocin, fotemustine, lomustine, nimustine, ranimustine; antibiotics such as aclacinomysins, actinomycin, authramycin, azaserine, bleomycins, cactinomycin, calicheamicin, carabycin, carminomycin, carzinophilin, CasodexTM, chromomycins, dactinomycin, daunorubicin, detorubicin, 6-diazo-5-oxo-L-norleucine, doxorubicin, epirubicin, esorubicin, idarubicin, marcellomycin, mitomycins, mycophenolic acid, nogalamycin, olivomycins, peplomycin, potfiromycin, puromycin, quelamycin, rodorubicin, streptonigrin, streptozocin, tubercidin, ubenimex, zinostatin, zorubicin; anti-metabolites such as methotrexate and 5-fluorouracil (5-FU); folic acid analogues such as denopterin, methotrexate, pteropterin, trimetrexate; purine analogs such as fludarabine, 6-mercaptopurine, thiamiprine, thioguanine; pyrimidine analogs such as ancitabine, azacitidine, 6-azauridine, carmofur, cytarabine, dideoxyuridine, doxifluridine, encitabine, floxuridine, androgens such as calusterone, dromostanolone propionate, epitio stanol, mepitio stanane, testolactone; anti-adrenals such as aminoglutethimide, mitotane, trilostane; folic acid replenisher such as frolinic acid; aceglatone; aldophosphamide glycoside; aminolevulinic acid; amsacrine; bestrabucil; bisantrene; edatraxate; defofamine; demecolcine; diaziquone; elfomithine; elliptinium acetate; etoglucid; gallium nitrate; hydroxyurea; lentinan; lonidamine; mitoguazone; mitoxantrone; mopidamol; nitracrine; pentostatin; phenamet; pirarubicin; podophyllinic acid; 2-ethylhydrazide; procarbazine; PSK.RTM; razoxane; sizofiran; spirogermanium; tenuazonic acid; triaziquone; 2,2',2"-trichlorotriethylamine; urethan; vindesine; dacarbazine; mannomustine; mitobronitol; mitolactol; pipobroman; gacytosine; arabinoside ("Ara-C"); cyclophosphamide; thiotepa; taxanes, e.g. paclitaxel (TAXOLTM, Bristol-Myers Squibb Oncology, Princeton, N.J.) and docetaxel (TAXOTERETM, Rhone-Poulenc Rorer, Antony, France); retinoic acid; esperamicins; capecitabine; and pharmaceutically acceptable salts, acids or derivatives of any of the above. Also included as suitable chemotherapeutic cell conditioners are anti-hormonal agents that act to regulate or inhibit hormone action on tumors such as anti-estrogens including for example tamoxifen (NolvadexTM), raloxifene, aromatase inhibiting 4(5)-imidazoles, 4-hydroxytamoxifen, trioxifene, keoxifene, LY 117018, onapristone, and toremifene (Fareston); and anti-androgens such as flutamide, nilutamide, bicalutamide, leuprolide, and goserelin; chlorambucil; gemcitabine; 6-thioguanine; mercaptopurine; methotrexate; platinum analogs such as cisplatin and carboplatin; vinblastine; platinum; etoposide (VP-16); ifosfamide; mitomycin C; mitoxantrone; vincristine; vinorelbine; navelbine; novantrone; teniposide; daunomycin; aminopterin; xeloda; ibandronate; camptothecin-11 (CPT-11); topoisomerase inhibitor RFS 2000; difluoromethylornithine (DMFO). Where desired, the compounds or pharmaceutical composition of the present invention can be used in combination with commonly prescribed anti-cancer drugs such as Herceptin[®], Avastin[®], Erbitux[®], Rituxan[®], Taxol[®], Arimidex[®], Taxotere[®], and Velcade[®].

[00351] This invention further relates to a method for using the compounds or pharmaceutical composition in combination with radiation therapy in inhibiting abnormal cell growth or treating the hyperproliferative disorder in the mammal. Techniques for administering radiation therapy are known in the art, and these techniques can be used in the combination therapy described herein. The administration of the compound of the invention in this combination therapy can be determined as described herein.

[00352] Radiation therapy can be administered through one of several methods, or a combination of methods, including without limitation external-beam therapy, internal radiation therapy, implant radiation, stereotactic radiosurgery, systemic radiation therapy, radiotherapy and permanent or temporary interstitial brachytherapy. The term “brachytherapy,” as used herein, refers to radiation therapy delivered by a spatially confined radioactive material inserted into the body at or near a tumor or other proliferative tissue disease site. The term is intended without limitation to include exposure to radioactive isotopes (e.g. At-211, I-131, I-125, Y-90, Re-186, Re-188, Sm-153, Bi-212, P-32, and radioactive isotopes of Lu). Suitable radiation sources for use as a cell conditioner of the present invention include both solids and liquids. By way of non-limiting example, the radiation source can be a radionuclide, such as I-125, I-131, Yb-169, Ir-192 as a solid source, I-125 as a solid source, or other radionuclides that emit photons, beta particles, gamma radiation, or other therapeutic rays. The radioactive material can also be a fluid made from any solution of radionuclide(s), e.g., a solution of I-125 or I-131, or a radioactive fluid can be produced using a slurry of a suitable fluid containing small particles of solid radionuclides, such as Au-198, Y-90. Moreover, the radionuclide(s) can be embodied in a gel or radioactive micro spheres.

[00353] Without being limited by any theory, the compounds of the present invention can render abnormal cells more sensitive to treatment with radiation for purposes of killing and/or inhibiting the growth of such cells. Accordingly, this invention further relates to a method for sensitizing abnormal cells in a mammal to treatment with radiation which comprises administering to the mammal an amount of a compound of the present invention or pharmaceutically acceptable salt, ester, prodrug, solvate, hydrate or derivative thereof, which amount is effective is sensitizing abnormal cells to treatment with radiation. The amount of the compound, salt, or solvate in this method can be determined according to the means for ascertaining effective amounts of such compounds described herein.

[00354] The compounds or pharmaceutical compositions of the present invention can be used in combination with an amount of one or more substances selected from anti-angiogenesis agents, signal transduction inhibitors, and antiproliferative agents.

[00355] Anti-angiogenesis agents, such as MMP-2 (matrix-metalloproteinase 2) inhibitors, MMP-9 (matrix-metalloproteinase 9) inhibitors, and COX-11 (cyclooxygenase 11) inhibitors, can be used in conjunction with a compound of the present invention and pharmaceutical compositions described herein. Examples of useful COX-II inhibitors include CELEBREXTM (alecoxib), valdecoxib, and rofecoxib. Examples of useful matrix metalloproteinase inhibitors are described in WO 96/33172 (published October 24,1996), WO 96/27583 (published March 7,1996), European Patent Application No. 97304971.1 (filed July 8,1997), European Patent Application No. 99308617.2 (filed October 29, 1999), WO 98/07697 (published February 26,1998), WO 98/03516 (published January 29,1998), WO 98/34918 (published August 13,1998), WO 98/34915 (published August 13,1998), WO 98/33768 (published August 6,1998), WO 98/30566 (published July 16, 1998), European Patent Publication 606,046 (published July 13,1994), European Patent Publication 931, 788 (published July 28,1999), WO 90/05719 (published May 31,1990), WO 99/52910 (published October 21,1999), WO 99/52889 (published October 21, 1999), WO 99/29667 (published June 17,1999), PCT International Application No. PCT/IB98/01113 (filed July 21,1998), European Patent Application No. 99302232.1 (filed March 25,1999), Great Britain Patent Application No. 9912961.1 (filed June 3, 1999), United States Provisional Application No. 60/148,464 (filed August 12,1999), United States Patent 5,863, 949 (issued January 26,1999), United States Patent 5,861, 510 (issued January 19,1999), and European Patent Publication 780,386 (published June 25, 1997), all of which are incorporated herein in their entireties by reference. Preferred MMP-2 and MMP-9 inhibitors are those that have little or no activity inhibiting MMP-1. More preferred, are those that selectively inhibit MMP-2 and/or AMP-9 relative to the other matrix-

metalloproteinases (i. e., MAP-1, MMP-3, MMP-4, MMP-5, MMP-6, MMP- 7, MMP-8, MMP-10, MMP-11, MMP-12, and MMP-13). Some specific examples of MMP inhibitors useful in the present invention are AG-3340, RO 32-3555, and RS 13-0830.

[00356] The invention also relates to a method of and to a pharmaceutical composition of treating a cardiovascular disease in a mammal which comprises an amount of a compound of the present invention, or a pharmaceutically acceptable salt, ester, prodrug, solvate, hydrate or derivative thereof, or an isotopically-labeled derivative thereof, and an amount of one or more therapeutic agents use for the treatment of cardiovascular diseases.

[00357] Exemplary agents for use in cardiovascular disease applications are anti-thrombotic agents, e.g., prostacyclin and salicylates, thrombolytic agents, e.g., streptokinase, urokinase, tissue plasminogen activator (TPA) and anisoylated plasminogen-streptokinase activator complex (APSAC), anti-platelets agents, e.g., acetyl-salicylic acid (ASA) and clopidogrel, vasodilating agents, e.g., nitrates, calcium channel blocking drugs, anti-proliferative agents, e.g., colchicine and alkylating agents, intercalating agents, growth modulating factors such as interleukins, transformation growth factor-beta and congeners of platelet derived growth factor, monoclonal antibodies directed against growth factors, anti-inflammatory agents, both steroidal and non-steroidal, and other agents that can modulate vessel tone, function, arteriosclerosis, and the healing response to vessel or organ injury post intervention. Antibiotics can also be included in combinations or coatings comprised by the invention. Moreover, a coating can be used to effect therapeutic delivery focally within the vessel wall. By incorporation of the active agent in a swellable polymer, the active agent will be released upon swelling of the polymer.

[00358] The compounds describe herein may be formulated or administered in conjunction with liquid or solid tissue barriers also known as lubricants. Examples of tissue barriers include, but are not limited to, polysaccharides, polyglycans, seprafilm, interceed and hyaluronic acid.

[00359] Medicaments which may be administered in conjunction with the compounds described herein include any suitable drugs usefully delivered by inhalation for example, analgesics, e.g. codeine, dihydromorphine, ergotamine, fentanyl or morphine; anginal preparations, e.g. diltiazem; antiallergics, e.g. cromoglycate, ketotifen or nedocromil; anti-infectives, e.g. cephalosporins, penicillins, streptomycin, sulphonamides, tetracyclines or pentamidine; antihistamines, e.g. methapyrilene; anti-inflammatories, e.g. beclomethasone, flunisolide, budesonide, tipredane, triamcinolone acetonide or fluticasone; antitussives, e.g. noscapine; bronchodilators, e.g. ephedrine, adrenaline, fenoterol, formoterol, isoprenaline, metaproterenol, phenylephrine, phenylpropanolamine, pirbuterol, reproterol, rimiterol, salbutamol, salmeterol, terbutalin, isoetharine, tulobuterol, orciprenaline or (-)-4-amino-3,5-dichloro- α -[[[6-[2-(2-pyridinyl)ethoxy]hexyl]-amino]methyl]benzenemethanol; diuretics, e.g. amiloride; anticholinergics e.g. ipratropium, atropine or oxitropium; hormones, e.g. cortisone, hydrocortisone or prednisolone; xanthines e.g. aminophylline, choline theophyllinate, lysine theophyllinate or theophylline; and therapeutic proteins and peptides, e.g. insulin or glucagon. It will be clear to a person skilled in the art that, where appropriate, the medicaments may be used in the form of salts (e.g. as alkali metal or amine salts or as acid addition salts) or as esters (e.g. lower alkyl esters) or as solvates (e.g. hydrates) to optimize the activity and/or stability of the medicament.

[00360] Other exemplary therapeutic agents useful for a combination therapy include but are not limited to agents as described above, radiation therapy, hormone antagonists, hormones and their releasing factors, thyroid and antithyroid drugs, estrogens and progestins, androgens, adrenocorticotrophic hormone; adrenocortical steroids and their synthetic analogs; inhibitors of the synthesis and actions of adrenocortical hormones, insulin, oral hypoglycemic agents, and the pharmacology of the endocrine pancreas, agents affecting calcification and bone turnover: calcium, phosphate, parathyroid hormone, vitamin D, calcitonin, vitamins such as water-soluble vitamins,

vitamin B complex, ascorbic acid, fat-soluble vitamins, vitamins A, K, and E, growth factors, cytokines, chemokines, muscarinic receptor agonists and antagonists; anticholinesterase agents; agents acting at the neuromuscular junction and/or autonomic ganglia; catecholamines, sympathomimetic drugs, and adrenergic receptor agonists or antagonists; and 5-hydroxytryptamine (5-HT, serotonin) receptor agonists and antagonists.

[00361] Therapeutic agents can also include agents for pain and inflammation such as histamine and histamine antagonists, bradykinin and bradykinin antagonists, 5-hydroxytryptamine (serotonin), lipid substances that are generated by biotransformation of the products of the selective hydrolysis of membrane phospholipids, eicosanoids, prostaglandins, thromboxanes, leukotrienes, aspirin, nonsteroidal anti-inflammatory agents, analgesic-antipyretic agents, agents that inhibit the synthesis of prostaglandins and thromboxanes, selective inhibitors of the inducible cyclooxygenase, selective inhibitors of the inducible cyclooxygenase-2, autacoids, paracrine hormones, somatostatin, gastrin, cytokines that mediate interactions involved in humoral and cellular immune responses, lipid-derived autacoids, eicosanoids, β -adrenergic agonists, ipratropium, glucocorticoids, methylxanthines, sodium channel blockers, opioid receptor agonists, calcium channel blockers, membrane stabilizers and leukotriene inhibitors.

[00362] Additional therapeutic agents contemplated herein include diuretics, vasopressin, agents affecting the renal conservation of water, rennin, angiotensin, agents useful in the treatment of myocardial ischemia, anti-hypertensive agents, angiotensin converting enzyme inhibitors, β -adrenergic receptor antagonists, agents for the treatment of hypercholesterolemia, and agents for the treatment of dyslipidemia.

[00363] Other therapeutic agents contemplated include drugs used for control of gastric acidity, agents for the treatment of peptic ulcers, agents for the treatment of gastroesophageal reflux disease, prokinetic agents, antiemetics, agents used in irritable bowel syndrome, agents used for diarrhea, agents used for constipation, agents used for inflammatory bowel disease, agents used for biliary disease, agents used for pancreatic disease. Therapeutic agents used to treat protozoan infections, drugs used to treat Malaria, Amebiasis, Giardiasis, Trichomoniasis, Trypanosomiasis, and/or Leishmaniasis, and/or drugs used in the chemotherapy of helminthiasis. Other therapeutic agents include antimicrobial agents, sulfonamides, trimethoprim-sulfamethoxazole quinolones, and agents for urinary tract infections, penicillins, cephalosporins, and other, β -Lactam antibiotics, an agent comprising an aminoglycoside, protein synthesis inhibitors, drugs used in the chemotherapy of tuberculosis, mycobacterium avium complex disease, and leprosy, antifungal agents, antiviral agents including nonretroviral agents and antiretroviral agents.

[00364] Examples of therapeutic antibodies that can be combined with a subject compound include but are not limited to anti-receptor tyrosine kinase antibodies (cetuximab, panitumumab, trastuzumab), anti CD20 antibodies (rituximab, tositumomab), and other antibodies such as alemtuzumab, bevacizumab, and gemtuzumab.

[00365] Moreover, therapeutic agents used for immunomodulation, such as immunomodulators, immunosuppressive agents, tolerogens, and immunostimulants are contemplated by the methods herein. In addition, therapeutic agents acting on the blood and the blood-forming organs, hematopoietic agents, growth factors, minerals, and vitamins, anticoagulant, thrombolytic, and antiplatelet drugs.

[00366] Further therapeutic agents that can be combined with a subject compound may be found in Goodman and Gilman's "The Pharmacological Basis of Therapeutics" Tenth Edition edited by Hardman, Limbird and Gilman or the Physician's Desk Reference, both of which are incorporated herein by reference in their entirety.

[00367] The compounds described herein can be used in combination with the agents disclosed herein or other suitable agents, depending on the condition being treated. Hence, in some embodiments the compounds of the

invention will be co-administered with other agents as described above. When used in combination therapy, the compounds described herein may be administered with the second agent simultaneously or separately. This administration in combination can include simultaneous administration of the two agents in the same dosage form, simultaneous administration in separate dosage forms, and separate administration. That is, a compound described herein and any of the agents described above can be formulated together in the same dosage form and administered simultaneously. Alternatively, a compound of the present invention and any of the agents described above can be simultaneously administered, wherein both the agents are present in separate formulations. In another alternative, a compound of the present invention can be administered just followed by and any of the agents described above, or vice versa. In the separate administration protocol, a compound of the present invention and any of the agents described above may be administered a few minutes apart, or a few hours apart, or a few days apart.

[00368] Administration of the compounds of the present invention can be effected by any method that enables delivery of the compounds to the site of action. An effective amount of a compound of the invention may be administered in either single or multiple doses by any of the accepted modes of administration of agents having similar utilities, including rectal, buccal, intranasal and transdermal routes, by intra-arterial injection, intravenously, intraperitoneally, parenterally, intramuscularly, subcutaneously, orally, topically, as an inhalant, or via an impregnated or coated device such as a stent, for example, or an artery-inserted cylindrical polymer.

[00369] The amount of the compound administered will be dependent on the mammal being treated, the severity of the disorder or condition, the rate of administration, the disposition of the compound and the discretion of the prescribing physician. However, an effective dosage is in the range of about 0.001 to about 100 mg per kg body weight per day, preferably about 1 to about 35 mg/kg/day, in single or divided doses. For a 70 kg human, this would amount to about 0.05 to 7 g/day, preferably about 0.05 to about 2.5 g/day. In some instances, dosage levels below the lower limit of the aforesaid range may be more than adequate, while in other cases still larger doses may be employed without causing any harmful side effect, e.g. by dividing such larger doses into several small doses for administration throughout the day.

[00370] In some embodiments, a compound of the invention is administered in a single dose. Typically, such administration will be by injection, e.g., intravenous injection, in order to introduce the agent quickly. However, other routes may be used as appropriate. A single dose of a compound of the invention may also be used for treatment of an acute condition.

[00371] In some embodiments, a compound of the invention is administered in multiple doses. Dosing may be about once, twice, three times, four times, five times, six times, or more than six times per day. Dosing may be about once a month, once every two weeks, once a week, or once every other day. In another embodiment a compound of the invention and another agent are administered together about once per day to about 6 times per day. In another embodiment the administration of a compound of the invention and an agent continues for less than about 7 days. In yet another embodiment the administration continues for more than about 6, 10, 14, 28 days, two months, six months, or one year. In some cases, continuous dosing is achieved and maintained as long as necessary.

[00372] Administration of the agents of the invention may continue as long as necessary. In some embodiments, an agent of the invention is administered for more than 1, 2, 3, 4, 5, 6, 7, 14, or 28 days. In some embodiments, an agent of the invention is administered for less than 28, 14, 7, 6, 5, 4, 3, 2, or 1 day. In some embodiments, an agent of the invention is administered chronically on an ongoing basis, e.g., for the treatment of chronic effects.

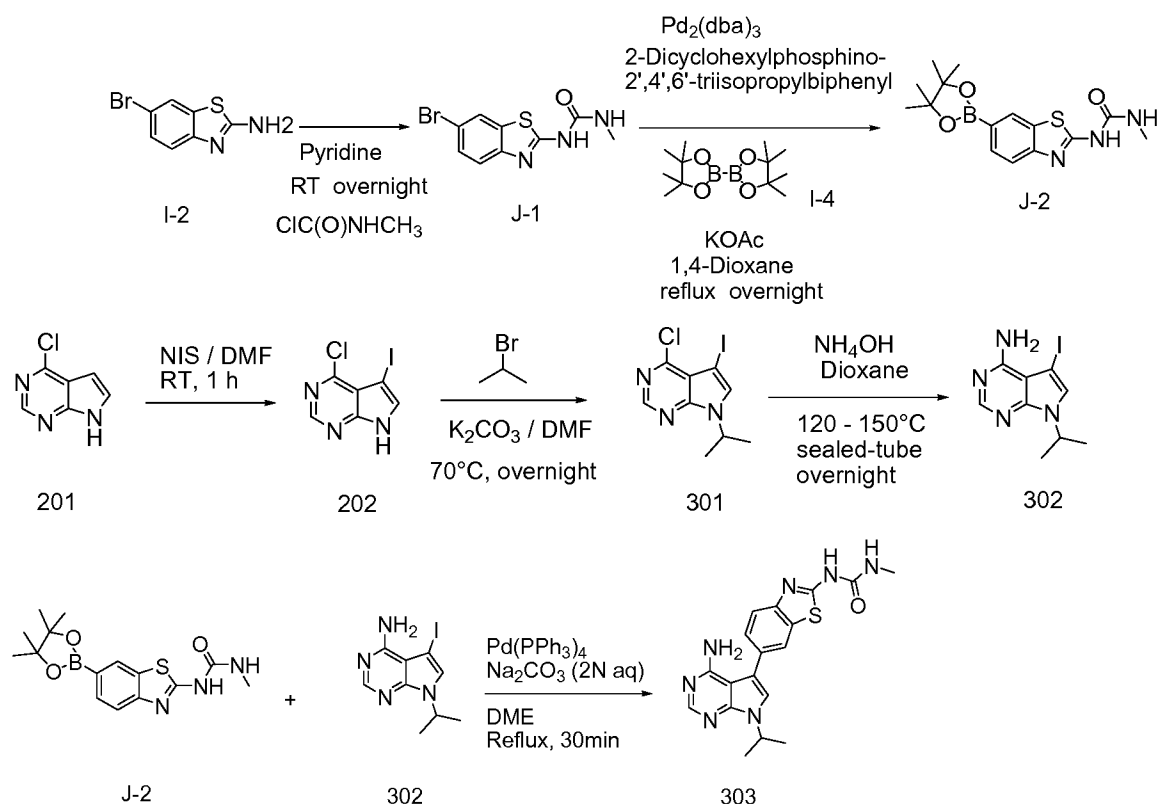
[00373] When a compound of the invention, is administered in a composition that comprises one or more agents, and the agent has a shorter half-life than the compound of the invention unit dose forms of the agent and the compound of the invention may be adjusted accordingly.

[00374] The examples and preparations provided below further illustrate and exemplify the compounds of the present invention and methods of preparing such compounds. It is to be understood that the scope of the present invention is not limited in any way by the scope of the following examples and preparations. In the following examples molecules with a single chiral center, unless otherwise noted, exist as a racemic mixture. Those molecules with two or more chiral centers, unless otherwise noted, exist as a racemic mixture of diastereomers. Single enantiomers/diastereomers may be obtained by methods known to those skilled in the art.

EXAMPLES

Example 1: 1-(6-(4-amino-7-isopropyl-7H-pyrrolo[2,3-d]pyrimidin-5-yl)benzo[d]thiazol-2-yl)-3-methylurea

Scheme 3. The synthesis of 1-(6-(4-amino-7-isopropyl-7H-pyrrolo[2,3-d]pyrimidin-5-yl)benzo[d]thiazol-2-yl)-3-methylurea



[00375] A solution of 6-bromobenzo[d]thiazol-2-amine (**I-2**) (750 mg, 3.3 mmol) in DMF (50 mL) was cooled to 0 °C, methylcarbamic chloride (1.23 g, 13.2 mmol, 4 eq) was added slowly, and the mixture was stirred at room temperature overnight. The mixture was concentrated in vacuo, then water (20 mL) was added. The resulting solid was collected by filtration and dried in vacuo to afford the desired product, 1-(6-bromobenzo[d]thiazol-2-yl)-3-methylurea (**J-1**) (900 mg, 95.7%) as a white solid. The product obtained was used directly in the next step without further purification.

[00376] 1-(6-bromobenzo[d]thiazol-2-yl)-3-methylurea (**J-1**) (800 mg, 2.8 mmol), bis(pinacolato)diboron (853 mg, 3.36 mmol), Pd₂(dba)₃ (51 mg, 0.056 mmol), 2-dicyclohexylphosphino-2',4',6'-triisopropylbiphenyl (80 mg, 0.168 mmol) and potassium acetate (440 mg, 1.6 mmol) were dissolved in 1,4-dioxane (15 mL) and heated to reflux for overnight under argon. The mixture was allowed to cool to room temperature, filtered, and the cake was washed

with 1,4-dioxane. The combined filtrate was concentrated in vacuo and the residue was purified by flash column chromatography eluting with MeOH / DCM (1 / 50) to afford the desired product, 1-methyl-3-(6-(4,4,5,5-tetramethyl-1,3,2-dioxaborolan-2-yl)benzo[d]thiazol-2-yl)urea (**J-2**) (800 mg, 85%) as a white solid. ESI-MS m/z : 333.95 $[M + 1]^+$

[00377] A solution of 4-chloro-7H-pyrrolo[2,3-d]pyrimidine (**201**) (500 mg, 3.25 mmol) and NIS (805 mg, 1.1 eq, 3.6 mmol) in DMF (1 mL) was stirred at room temperature for 1 h. The mixture was concentrated in vacuo, then water (10 mL) was added. The resulting solid was collected by filtration. Then dried *in vacuo* to afford the desired product, 4-chloro-5-iodo-7H-pyrrolo[2,3-d]pyrimidine (**202**) (900 mg, 99% yield) as a off-white solid. ESI-MS m/z : 277.85 $[M - H]^-$. The product obtained was used directly in the next step without purification.

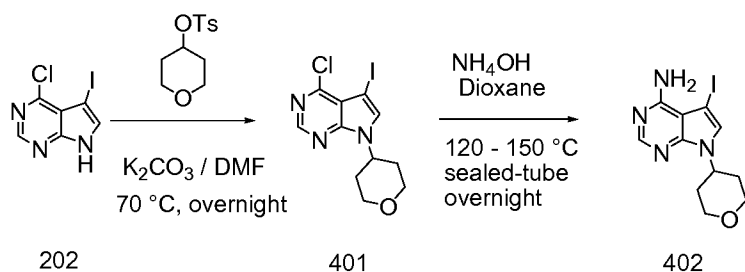
[00378] A solution of 4-chloro-5-iodo-7H-pyrrolo[2,3-d]pyrimidine (**202**) (900 mg, 3.22 mmol) in DMF (50 mL) was heated to 70 °C, K_2CO_3 (890 mg, 2 eq, 6.45 mmol) was added slowly and then 2-bromopropane (363 μ L, 3.87 mmol, 1.2eq) was added dropwise. The mixture was stirred overnight at 70 °C. The mixture was cooled to room temperature and concentrated in vacuo. Then water (20 mL) was added. The resulting solid was collected by filtration and dried *in vacuo* to afford the desired product, 4-chloro-5-iodo-7-isopropyl-7H-pyrrolo[2,3-d]pyrimidine (**301**) (850 mg, 82% yield) as a white solid. The product obtained was used directly in the next step without purification.

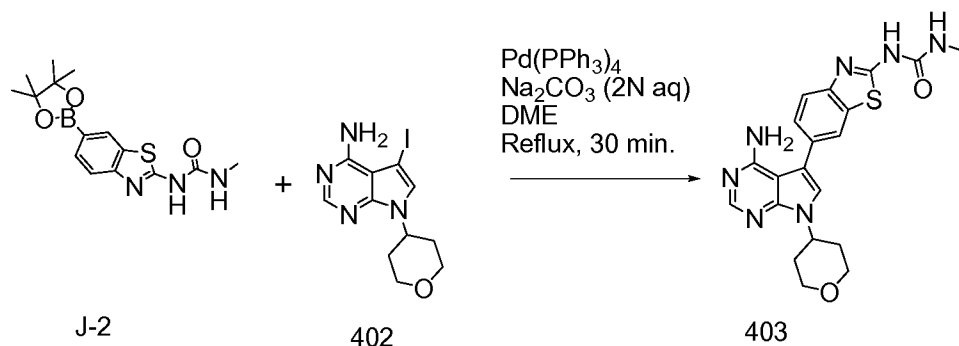
[00379] A solution of 4-chloro-5-iodo-7-isopropyl-7H-pyrrolo[2,3-d]pyrimidine (**301**) (850 mg, 2.64 mmol) and NH_4OH (5 mL) in 1,4-dioxane (6 mL) was stirred in a sealed-tube at 120 - 150 °C for 24 h. The mixture was allowed to cool to room temperature and concentrated in vacuo, then water (20 mL) was added. The resulting solid was collected by filtration and dried *in vacuo* to afford the desired product, 5-iodo-7-isopropyl-7H-pyrrolo[2,3-d]pyrimidin-4-amine (**302**) (640 mg, 80% yield) as a white solid. The product obtained was used directly in the next step without further purification. ESI-MS m/z : 302.85 $[M + H]^+$.

[00380] A mixture of 5-iodo-7-isopropyl-7H-pyrrolo[2,3-d]pyrimidin-4-amine (**302**) (200 mg, 0.66 mmol), 1-methyl-3-(6-(4,4,5,5-tetramethyl-1,3,2-dioxaborolan-2-yl)benzo[d]thiazol-2-yl)urea (**J-2**) (333 mg, 1.5 eq, 1.0 mmol), $Pd(PPh_3)_4$ (76 mg, 0.1 eq, 0.066 mmol) and Na_2CO_3 (2 N, 2 mL) in DME (10 mL) was stirred at reflux for 30 min under Ar. The mixture was cooled to room temperature, and then concentrated in vacuo. Brine (10 mL) was added to the residue and then extracted with ethyl acetate (3 \times 30 mL). The combined organic layer was washed with brine (10 mL), dried over $MgSO_4$ and filtered. The filtrate was concentrated *in vacuo* and the residue was purified by flash column chromatography eluting with MeOH / DCM (1 / 30) to afford the desired product, 1-(6-(4-amino-7-isopropyl-7H-pyrrolo[2,3-d]pyrimidin-5-yl)benzo[d]thiazol-2-yl)-3-methylurea (**303**) (147 mg 58% yield) as a white solid ESI-MS m/z : 382.00 $[M + 1]^+$.

Example 2: 1-(6-(4-amino-7-(tetrahydro-2H-pyran-4-yl)-7H-pyrrolo[2,3-d]pyrimidin-5-yl)benzo[d]thiazol-2-yl)-3-methylurea

Scheme 4: Synthesis of 1-(6-(4-amino-7-(tetrahydro-2H-pyran-4-yl)-7H-pyrrolo[2,3-d]pyrimidin-5-yl)benzo[d]thiazol-2-yl)-3-methylurea.



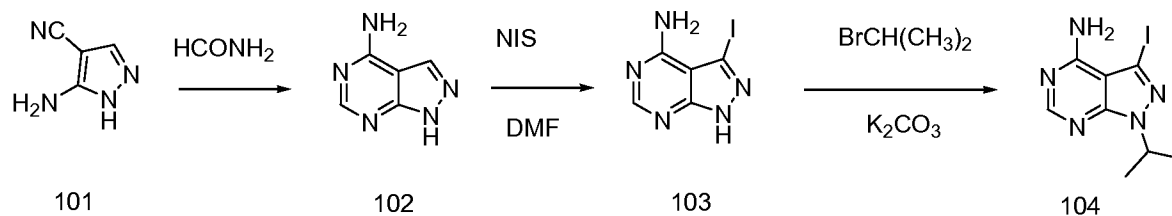


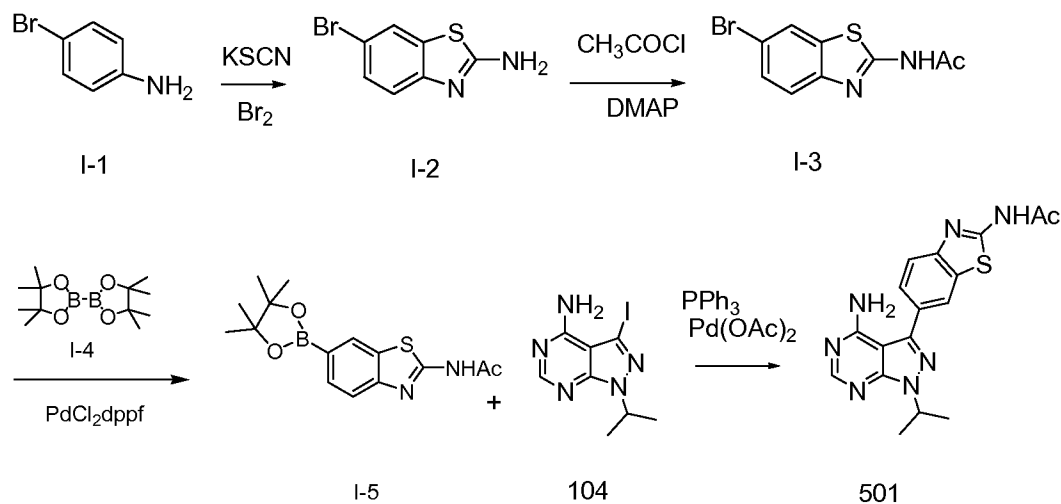
[00381] A solution of 4-chloro-5-iodo-7H-pyrrolo[2,3-d]pyrimidine (**202**) (1.842 g, 6.602 mmol) in DMF (50 mL) was heated to 70 °C, K_2CO_3 (1.78 g, 2 eq, 13.2 mmol) was added slowly and then tetrahydro-2H-pyran-4-yl 4-methylbenzenesulfonate (2.2 g, 8.583 mmol, 1.3 eq) was added dropwise. The solution was stirred overnight at 70 °C. The mixture was concentrated in vacuo. Then water (20 mL) was added. The resulting solid was collected by filtration and dried *in vacuo* to afford the desired product, 4-chloro-5-iodo-7-(tetrahydro-2H-pyran-4-yl)-7H-pyrrolo[2,3-d]pyrimidine (**401**) (1.7 g, 82% yield) as a white solid. The product obtained was used directly in the next step without further purification.

[00382] A solution of 4-chloro-5-iodo-7-(tetrahydro-2H-pyran-4-yl)-7H-pyrrolo[2,3-d]pyrimidine (**401**) (1.7 g, 2.64 mmol) and NH_4OH (15 mL) in 1,4-dioxane (5 mL) was stirred in a sealed-tube at 120 - 150 °C for 24 h. The mixture was allowed to cool to room temperature and then concentrated in vacuo, then water (30 mL) was added. The resulting solid was collected by filtration. Then dried in vacuo to afford the desired product, 5-iodo-7-(tetrahydro-2H-pyran-4-yl)-7H-pyrrolo[2,3-d]pyrimidin-4-amine (**402**) (1.6 g, 80% yield) as a white solid. The product obtained was used directly in the next step without further purification. ESI-MS m/z : 344.90 $[\text{M} + \text{H}]^+$.

[00383] A mixture of 5-iodo-7-(tetrahydro-2H-pyran-4-yl)-7H-pyrrolo[2,3-d]pyrimidin-4-amine (**402**) (100 mg, 0.29 mmol), 1-methyl-3-(6-(4,4,5,5-tetramethyl-1,3,2-dioxaborolan-2-yl)benzo[d]thiazol-2-yl)urea (**J-2**) (127 mg, 1.3 eq, 0.38 mmol), $\text{Pd(PPh}_3)_4$ (38 mg, 0.1 eq, 0.03 mmol) and Na_2CO_3 (2 N, 2 mL) in DME (10 mL) was stirred at reflux for 30 min. under argon. The mixture was cooled to room temperature, and then concentrated in vacuo. Brine (10 mL) was added to the residue and then extracted with ethyl acetate (3 × 30 mL). The combined organic layer was washed with brine (10 mL), dried over MgSO_4 and filtered. The filtrate was concentrated *in vacuo* and the residue was purified by flash column chromatography eluting with MeOH / DCM (1 / 30) to afford the desired product, 1-(6-(4-amino-7-(tetrahydro-2H-pyran-4-yl)-7H-pyrrolo[2,3-d]pyrimidin-5-yl)benzo[d]thiazol-2-yl)-3-methylurea (**403**) (60 mg 58% yield) as a white solid. ESI-MS m/z : 424.05 $[\text{M} + 1]^+$.

Example 3: N-(6-(4-amino-1-isopropyl-1H-pyrazolo[3,4-d]pyrimidin-3-yl)benzo[d]thiazol-2-yl)acetamide
Scheme 5: Synthesis of N-(6-(4-amino-1-isopropyl-1H-pyrazolo[3,4-d]pyrimidin-3-yl)benzo[d]thiazol-2-yl)acetamide





[00384] A solution of 200 mL of formamide and 3-amino-4-pyrazolecarbonitrile (**101**) (55 g, 0.509 mol) was stirred at reflux for 1 h. The reaction mixture was cooled to room temperature and 800 mL of water was added. The resulting solid was collected by filtration, rinsed with water and dried *in vacuo* to yield the desired product, 1H-pyrazolo[3,4-d]pyrimidin-4-amine (**102**) (64 g, 93% yield) as an off-white solid. ESI-MS (M+H)⁺ *m/z* :135.95

[00385] A solution of 3H-pyrazolo[3,4-d]pyrimidin-4-amine (**102**) (22.8 g, 0.169 mol) and N-iodo-succinamide (45.3 g, 0.201 mol, 1.2 eq.) in DMF (100 mL) was stirred at 80 °C for 7 - 8 h. The resulting solid was collected by filtration, rinsed with EtOH (100 mL) and dried *in vacuo* overnight to yield the desired product, 3-iodo-1H-pyrazolo[3,4-d]pyrimidin-4-amine (**103**) (31.7 g, 71.9% yield). ESI-MS (M+H)⁺ *m/z* : 261.8

[00386] To a suspension of 3-iodo-1H-pyrazolo[3,4-d]pyrimidin-4-amine (**103**) (2.0 g, 7.66 mmol) in anhydrous *N,N*-dimethylformamide (50 mL) under an argon atmosphere, potassium carbonate (4.23 g, 30.6 mmol) and 2-bromopropane (0.79 mL, 8.43 mmol) were added sequentially. The resulting mixture was stirred at 80 °C for 5 h and then was allowed to cool to room temperature. The mixture was filtered. The filtrate was concentrated *in vacuo* to half volume and then partitioned between water and ethyl acetate. The organic layer was washed with brine, dried over sodium sulfate and filtered. The filtrate was concentrated *in vacuo* to afford the desired product, 3-iodo-1-isopropyl-1H-pyrazolo[3,4-d]pyrimidin-4-amine (**4**) (1.86 g, 80.2% yield) as a yellow solid. ESI-MS (M+H)⁺ *m/z* : 303.9.

[00387] 4-Bromoaniline (**I-1**) (120 g, 0.697 mol) and KSCN (69 g, 0.697 mol) were dissolved in a mixture of THF (500 mL) and AcOH (450 mL). The mixture was stirred at RT for 30 min. and then was cooled to -30 °C, solid NBS (124 g, 0.697 mol) was added slowly. The resulting mixture was stirred at -30 °C for 30 min., and then was allowed to warm to RT and stirred overnight. The solution was poured into stirred ice-water (3000 mL), ammonia solution was added to adjust the pH value to 9 and then filtered. The filtrate was extracted with ethyl acetate (2000 mL), washed with water (500 mL), dried over Na₂SO₄ and filtered. The filtrate was heated to reflux for 20 min., and then cooled to 0 °C. The mixture was filtered through silica gel (10 g), and the filtrate was concentrated *in vacuo*. The crude product was taken in chloroform (1500 mL), heated to reflux for 30 min., and then cooled to 0 °C. The precipitate was collected by filtration and further dried *in vacuo* to afford the desired product, 6-bromobenzo[d]thiazol-2-amine **I-2** (78 g, 49 % yield) as a white solid. ESI-MS (M+H)⁺ *m/z*: 230.90

[00388] To a stirred solution of 6-bromobenzo[d]thiazol-2-amine **I-2** (229 g, 1.0 mol), pyridine (237 g, 3.0 mol) and DMAP (1.0 g) in anhydrous THF (1800 mL) at 10°C, CH₃COCl (87 g, 1.1 mol) was added dropwise and the

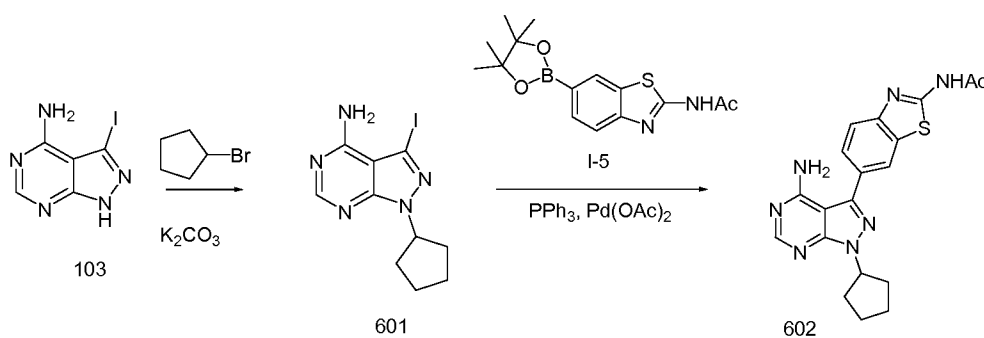
temperature was kept below 20 ° C. The resulting mixture was allowed to warm to RT and stirred overnight. The mixture was poured into H₂O (2000 mL) and extracted with ethyl acetate (2000 mL). The organic layer was dried over Na₂SO₄ and filtered. The filtrate was concentrated in vacuo. The crude product was suspended in chloroform (1200 mL), heated to reflux for 20 min. and then cooled to RT. The precipitate was collected by filtration and further dried in vacuo to afford the desired product, N-(6-bromobenzo[d]thiazol-2-yl) acetamide (**I-3**) (231 g, 85% yield) as a white solid. ESI-MS (M+H)⁺ *m/z*: 270.95

[00389] To a stirred mixture of N-(6-bromobenzo[d]thiazol-2-yl) acetamide (**I-3**) (32.5 g, 120 mmol) and 4,4,4',4',5,5,5',5'-octamethyl-2,2'-bi(1,3,2-dioxaborolane) (**I-4**) (36.5 g, 144 mmol) in 1,4-dioxane (1000 mL), dppf(PdCl₂) (10 g, 12 mmol) and KOAc (70 g, 720 mmol) were added sequentially. The resulting mixture was degassed and back-filled with argon three times and then stirred at 110 °C for 2 h. The mixture was allowed to cool to RT, filtered through silica gel (10 g) and concentrated in vacuo. The residue was purified by flash column chromatography on silica gel (10-50% ethyl acetate / petroether) to afford the desired product, N-(6-(4,4,5,5-tetramethyl-1,3,2-dioxaborolan-2-yl)benzo[d]thiazol-2-yl)acetamide (**I-5**) (35 g, 93% yield) as a white solid. ESI-MS (M+H)⁺ *m/z*: 317.05.

[00390] A mixture of 3-iodo-1-isopropyl-1H-pyrazolo[3,4-d]pyrimidin-4-amine (**104**) (1.88 g, 6.2 mmol), N-(6-(4,4,5,5-tetramethyl-1,3,2-dioxaborolan-2-yl)benzo[d]thiazol-2-yl) acetamide (**I-5**) (2.0 g, 6.3 mmol), Pd(OAc)₂ (0.28g, 1.24 mmol), triphenyl phosphine (0.98 g, 3.7 mmol) and Na₂CO₃ (3.3 g, 31mmol) was dissolved in a mixture of DMF (5 mL), EtOH (2 mL) and H₂O (2 mL). The resulting mixture was degassed and back-filled with argon three times and then stirred at 80 °C for 4 h. The mixture was allowed to cool to room temperature and filtered. The filtrate was concentrated in *vacuo*. The crude product was purified by chromatography eluting with DCM/MeOH (20/1) on a silica gel column (200-300 mesh) to afford the desired product N-(6-(4-amino-1-isopropyl-1H-pyrazolo[3,4-d]pyrimidin-3-yl)benzo[d]thiazol-2-yl)acetamide (**501**) (1.1g, 48.2%) as a white solid. ESI-MS (M+H)⁺ *m/z*: 368.4.

Example 4: N-(6-(4-amino-1-cyclopentyl-1H-pyrazolo[3,4-d]pyrimidin-3-yl)benzo[d]thiazol-2-yl)acetamide

Scheme 6: Synthesis of N-(6-(4-amino-1-cyclopentyl-1H-pyrazolo[3,4-d]pyrimidin-3-yl)benzo[d]thiazol-2-yl)acetamide.

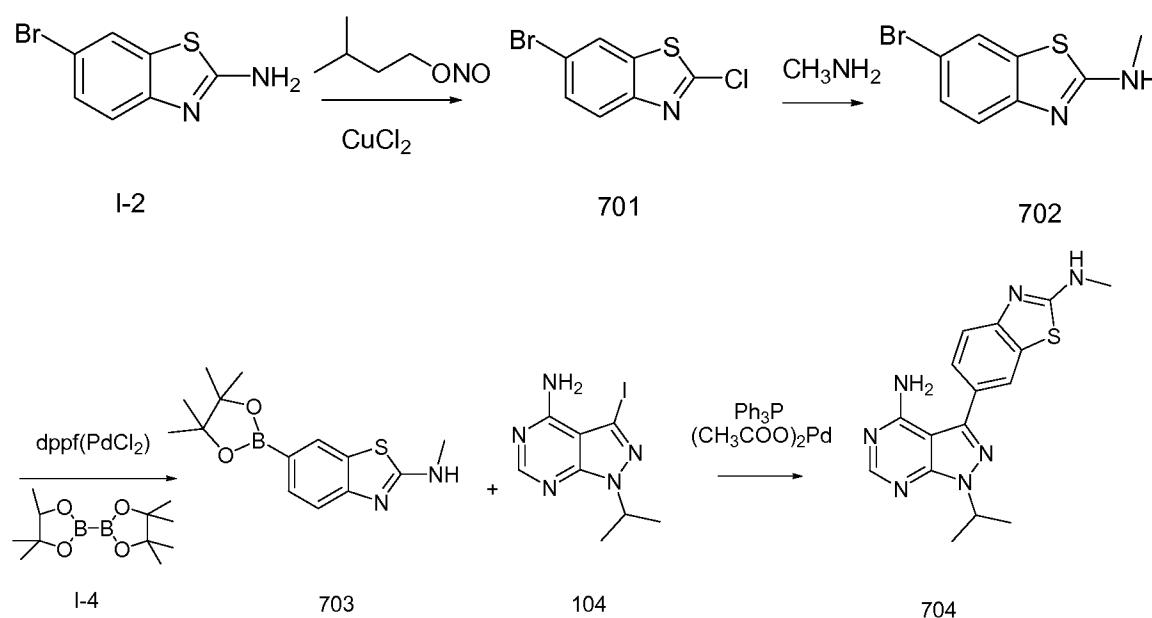


[00391] To a suspension of 3-iodo-1H-pyrazolo[3,4-d]pyrimidin-4-amine (**103**) (2.0 g, 7.66 mmol) in anhydrous *N,N*-dimethylformamide (50 mL) under an argon atmosphere, potassium carbonate (4.23 g, 30.6 mmol) and bromocyclopentane (1.37 g, 9.20 mmol, 1.2 eq) were added sequentially. The resulting mixture was stirred at 80 °C for 5 h and then was allowed to cool to room temperature. The mixture was filtered and the filtrate was concentrated to half volume in *vacuo* and then partitioned between water and ethyl acetate. The organic layer was dried over sodium sulfate, filtered and concentrated in *vacuo* to afford the desired product, 1-cyclopentyl-3-iodo-1H-pyrazolo[3,4-d]pyrimidin-4-amine (**601**) (1.27 g, 50.4% yield) as a yellow solid. ESI-MS (M+H)⁺ *m/z* : 330.1.

[00392] A mixture of 3-iodo-1-isopropyl-1H-pyrazolo[3,4-d]pyrimidin-4-amine (**601**) (1.21 g, 3.68 mmol), N-(6-(4,4,5,5-tetramethyl-1,3,2-dioxaborolan-2-yl)benzo[d]thiazol-2-yl) acetamide (**I-5**) (1.18 g, 3.71 mmol), Pd(OAc)₂ (0.17g, 0.75 mmol), triphenyl phosphine (0.59 g, 2.22 mmol) and Na₂CO₃ (1.98 g, 18.6mmol) was dissolved in a mixture of DMF (3 mL), EtOH (1.5 mL) and H₂O (1.5 mL). The resulting mixture was degassed and back-filled with argon three times and then stirred at 80 °C for 4 h. The mixture was allowed to cool to room temperature and filtered. The filtrate was concentrated in *vacuo*. The crude product was purified by flash column chromatography on silica gel (200-300mesh) eluting with DCM/MeOH (20/1) to give the desired product, N-(6-(4-amino-1-cyclopentyl-1H-pyrazolo[3,4-d]pyrimidin-3-yl)benzo[d]thiazol-2-yl)acetamide (**602**) (0.52g, 35.9%) as an off-white solid. ESI-MS (M+H)⁺ *m/z*: 394.1.

Example 5: 1-isopropyl-3-(2-(methylamino)benzo[d]thiazol-6-yl)-1H-pyrazolo[3,4-d]pyrimidin-4-amine

Scheme 7: Synthesis of 1-isopropyl-3-(2-(methylamino)benzo[d]thiazol-6-yl)-1H-pyrazolo[3,4-d]pyrimidin-4-amine



[00393] Iso-Pentyl nitrite (0.9 mL, 6.8 mmol) and copper (II) chloride (0.938 g, 5.5 mmol) were suspended in CH₃CN (25 mL), and the mixture was stirred at 65°C for 30min. A solution of 6-bromobenzo[d]thiazol-2-amine (**I-2**) (1 g, 4.37 mmol) in THF (20 mL) was added dropwise, and the resulting mixture was stirred at 85 °C for 1 h. The mixture was allowed to cool to RT, poured into 20% HCl (200 mL), filtered, and the cake was washed with water (50 mL). The crude product was purified by flash column chromatography on silica gel (200-300mesh) eluting with petroether/ethyl acetate (40/1) to give the desired product, 6-bromo-2-chlorobenzo[d]thiazole (**701**) (0.58 g, 53.7% yield) as a pale solid. ESI-MS (M+H)⁺ *m/z*: 247.9.

[00394] 6-Bromo-2-chlorobenzo[d]thiazole (**701**) (0.5 g, 2.0 mmol) was dissolved in methanamine solution (20 ml) in a sealed tube, and the resulting mixture was stirred at 60°C overnight. The mixture was allowed to cool to RT, concentrated in *vacuo* and water (20 mL) was added. The solid was collected by filtration to afford the desired product, 6-bromo-N-methylbenzo[d]thiazol-2-amine (**702**) (0.43 g, 87.9% yield). ESI-MS (M+H)⁺ *m/z*: 242.8.

[00395] To a stirred mixture of 6-bromo-N-methylbenzo[d]thiazol-2-amine (**702**) (70 mg, 0.29 mmol) and 4,4,4',4',5,5,5',5'-octamethyl-2,2'-bi(1,3,2-dioxaborolane) (**I-4**) (88 mg, 0.35 mmol) in 1,4-dioxane (7 mL), dppf(PdCl₂) (24 mg, 0.029 mmol) and KOAc (45 mg, 0.46 mmol) were added sequentially. The resulting mixture was degassed and back-filled with argon three times and then stirred at 110 °C for 8h. The mixture was allowed to cool to RT and concentrated in *vacuo*. The residue was purified by flash column chromatography on silica gel

(DCM/MeOH = 80/1) to afford N-methyl-6-(4,4,5,5-tetramethyl-1,3,2-dioxaborolan-2-yl)benzo[d]thiazol-2-amine (**703**) (40 mg, 47.6% yield) as a pale solid. ESI-MS (M+H)⁺ *m/z*: 291.00.

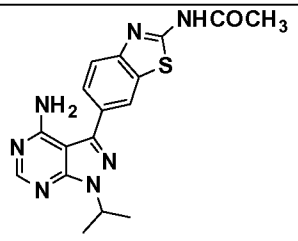
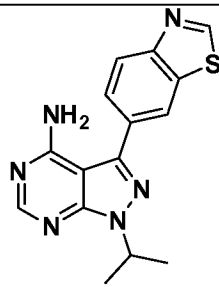
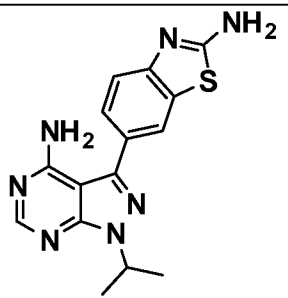
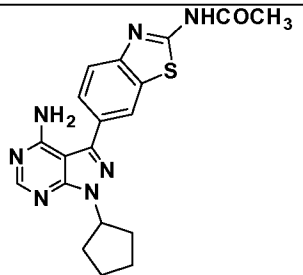
[00396] A mixture of 3-iodo-1-isopropyl-1H-pyrazolo[3,4-d]pyrimidin-4-amine (**104**) (47 mg, 0.16 mmol), N-methyl-6-(4,4,5,5-tetramethyl-1,3,2-dioxaborolan-2-yl)benzo[d]thiazol-2-amine (**703**) (37 mg, 0.13 mmol), Pd(OAc)₂ (6 mg, 0.027 mmol), triphenyl phosphine (20 mg, 0.076 mmol) and Na₂CO₃ (69 mg, 0.65 mmol) was dissolved in a mixture of DMF (4 mL), EtOH (4 mL) and H₂O (2 mL). The resulting mixture was degassed and back-filled with argon three times and then stirred at 90 °C for 1.5 h. The mixture was allowed to cool to room temperature and filtered. The filtrate was concentrated in *vacuo*. The crude product was purified by flash chromatography on silica gel (200 - 300 mesh) eluting with DCM/MeOH (20/1) to give the desired product 1-isopropyl-3-(2-(methylamino)benzo[d]thiazol-6-yl)-1H-pyrazolo[3,4-d]pyrimidin-4-amine (**704**) (15 mg, 34.1%) as a pale solid. ESI-MS (M+H)⁺ *m/z*: 340.05.

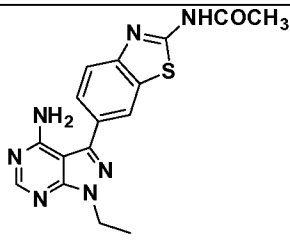
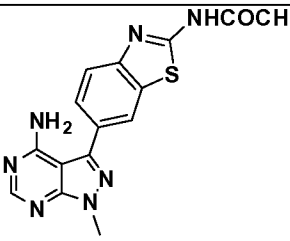
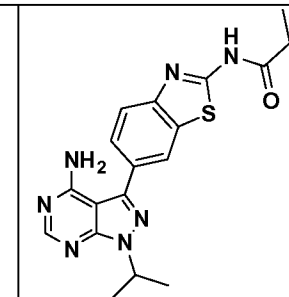
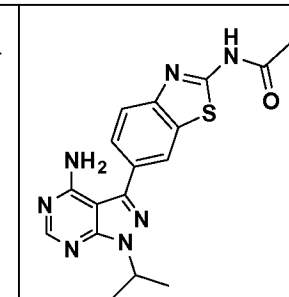
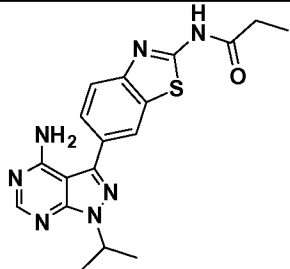
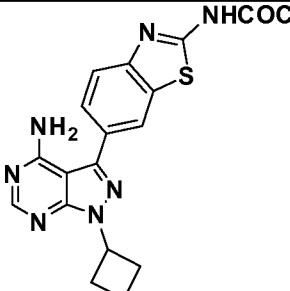
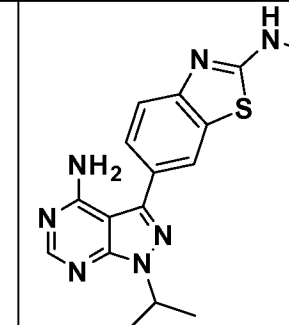
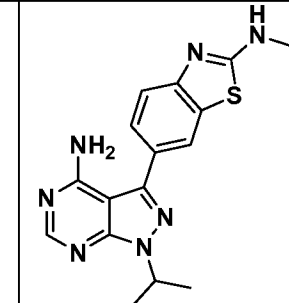
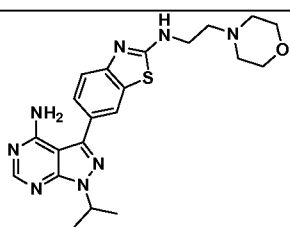
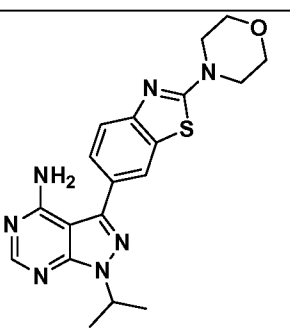
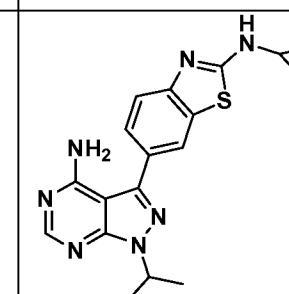
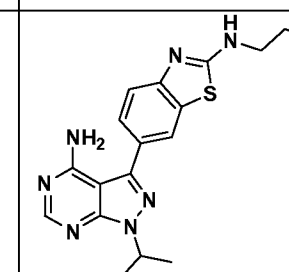
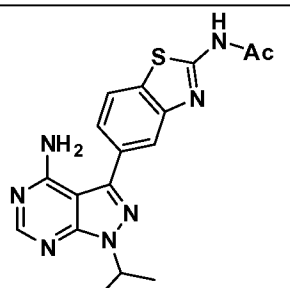
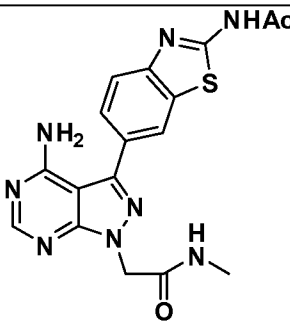
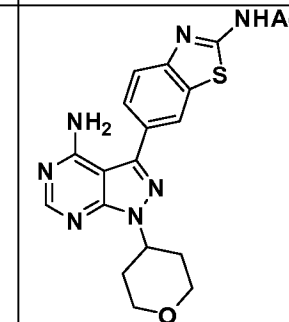
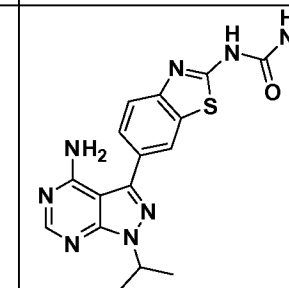
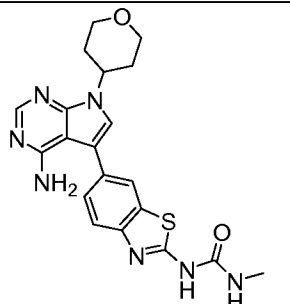
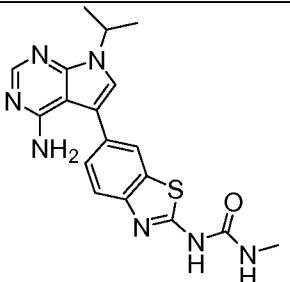
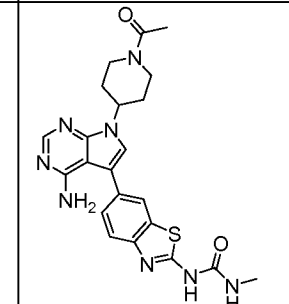
Example 6: *In vitro* activity of selected compounds of Formula I.

Table 4. IC₅₀ values for selected assays.

IC ₅₀ results	50 nm or less (Compound #)	100 nm or less (Compound #)	500 nm or less (Compound #)	1000nm or less (Compound #)	> 1000nm (Compound #)
mTORC	1, 3, 4, 5, 11, 19, 20, 21, 22, 23	10	8, 9, 12, 15,	15, 16, 17,	2, 6, 7, 13, 14, 18
PI3K alpha	4, 20, 21, 22, 23	5, 10, 11,	1, 3, 9, 12, 19, 30	6, 8, 16,	2, 7, 13, 14, 15, 17, 18
PI3K beta	21, 22,	23	20		1, 3, 4, 5, 10, 11, 12, 15, 18, 19
PI3K gamma	1, 3, 4, 5, 10, 11, 19, 20, 21, 22, 23,		12,		18
PI3K delta	1, 4, 5, 19, 20, 21, 22, 23	3, 10,	11,	12,	18
PC3 proliferation		22		21	23

Table 5. Structures corresponding to the compound number listed in Table 4.

 <p>Compound 1</p>	 <p>Compound 2</p>	 <p>Compound 3</p>	 <p>Compound 4</p>
---	---	--	---

 <p>Compound 5</p>	 <p>Compound 6</p>	 <p>Compound 7</p>	 <p>Compound 8</p>
 <p>Compound 9</p>	 <p>Compound 10</p>	 <p>Compound 11</p>	 <p>Compound 12</p>
 <p>Compound 13</p>	 <p>Compound 14</p>	 <p>Compound 15</p>	 <p>Compound 16</p>
 <p>Compound 17</p>	 <p>Compound 18</p>	 <p>Compound 19</p>	 <p>Compound 20</p>
 <p>Compound 21</p>	 <p>Compound 22</p>	 <p>Compound 23</p>	

Example 7: Expression and Inhibition Assays of p110 α /p85 α , p110 β /p85 α , p110 δ /p85 α , and p110 γ :

[00397] Class I PI3-Ks can be either purchased (p110 α /p85 α , p110 β /p85 α , p110 δ /p85 α from Upstate, and p110 γ from Sigma) or expressed as previously described (Knight et al., 2004). IC₅₀ values are measured using either a standard TLC assay for lipid kinase activity (described below) or a high-throughput membrane capture assay. Kinase reactions are performed by preparing a reaction mixture containing kinase, inhibitor (2% DMSO final concentration), buffer (25 mM HEPES, pH 7.4, 10 mM MgCl₂), and freshly sonicated phosphatidylinositol (100 μ g/ml). Reactions are initiated by the addition of ATP containing 10 μ Ci of γ -³²P-ATP to a final concentration 10 or 100 μ M and allowed to proceed for 5 minutes at room temperature. For TLC analysis, reactions are then terminated by the addition of 105 μ l 1N HCl followed by 160 μ l CHCl₃:MeOH (1:1). The biphasic mixture is vortexed, briefly centrifuged, and the organic phase is transferred to a new tube using a gel loading pipette tip precoated with CHCl₃. This extract is spotted on TLC plates and developed for 3 – 4 hours in a 65:35 solution of n-propanol:1M acetic acid. The TLC plates are then dried, exposed to a phosphorimager screen (Storm, Amersham), and quantitated. For each compound, kinase activity is measured at 10 – 12 inhibitor concentrations representing two-fold dilutions from the highest concentration tested (typically, 200 μ M). For compounds showing significant activity, IC₅₀ determinations are repeated two to four times, and the reported value is the average of these independent measurements.

[00398] Other commercial kits or systems for assaying PI3-K activities are available. The commercially available kits or systems can be used to screen for inhibitors and/or agonists of PI3-Ks including but not limited to PI 3-Kinase α , β , δ , and γ . An exemplary system is PI 3-Kinase (human) HTRF™ Assay from Upstate. The assay can be carried out according to the procedures suggested by the manufacturer. Briefly, the assay is a time resolved FRET assay that indirectly measures PIP₃ product formed by the activity of a PI3-K. The kinase reaction is performed in a microtitre plate (e.g., a 384 well microtitre plate). The total reaction volume is approximately 20 μ l per well. In the first step, each well receives 2 μ l of test compound in 20% dimethylsulphoxide resulting in a 2% DMSO final concentration. Next, approximately 14.5 μ l of a kinase/PIP₂ mixture (diluted in 1X reaction buffer) is added per well for a final concentration of 0.25-0.3 μ g/ml kinase and 10 μ M PIP₂. The plate is sealed and incubated for 15 minutes at room temperature. To start the reaction, 3.5 μ l of ATP (diluted in 1X reaction buffer) is added per well for a final concentration of 10 μ M ATP. The plate is sealed and incubated for 1 hour at room temperature. The reaction is stopped by adding 5 μ l of Stop Solution per well and then 5 μ l of Detection Mix is added per well. The plate is sealed, incubated for 1 hour at room temperature, and then read on an appropriate plate reader. Data is analyzed and IC₅₀s are generated using GraphPad Prism 5.

Example 8: Expression and Inhibition Assays of Abl

[00399] The compounds described herein can be assayed in triplicate against recombinant full-length Abl or Abl (T315I) (Upstate) in an assay containing 25 mM HEPES, pH 7.4, 10 mM MgCl₂, 200 μ M ATP (2.5 μ Ci of γ -³²P-ATP), and 0.5 mg/mL BSA. The optimized Abl peptide substrate EAIYAAPFAKKK is used as phosphoacceptor (200 μ M). Reactions are terminated by spotting onto phosphocellulose sheets, which are washed with 0.5% phosphoric acid (approximately 6 times, 5-10 minutes each). Sheets are dried and the transferred radioactivity quantitated by phosphorimaging.

Example 9: Expression and Inhibition Assays of Hck

[00400] The compounds described herein can be assayed in triplicate against recombinant full-length Hck in an assay containing 25 mM HEPES, pH 7.4, 10 mM MgCl₂, 200 μ M ATP (2.5 μ Ci of γ -³²P-ATP), and 0.5 mg/mL

BSA. The optimized Src family kinase peptide substrate EIYGEFKKK is used as phosphoacceptor (200 μ M). Reactions are terminated by spotting onto phosphocellulose sheets, which are washed with 0.5% phosphoric acid (approximately 6 times, 5-10 minutes each). Sheets are dried and the transferred radioactivity quantitated by phosphorimaging.

Example 10: Expression and Inhibition Assays of Insulin Receptor (IR)

[00401] The compounds described herein can be assayed in triplicate against recombinant insulin receptor kinase domain (Upstate) in an assay containing 25 mM HEPES, pH 7.4, 10 mM MgCl₂, 10 mM MnCl₂, 200 μ M ATP (2.5 μ Ci of γ -³²P-ATP), and 0.5 mg/mL BSA. Poly E-Y (Sigma; 2 mg/mL) is used as a substrate. Reactions are terminated by spotting onto nitrocellulose, which is washed with 1M NaCl/1% phosphoric acid (approximately 6 times, 5-10 minutes each). Sheets are dried and the transferred radioactivity quantitated by phosphorimaging.

Example 11: Expression and Inhibition Assays of Src

[00402] The compounds described herein can be assayed in triplicate against recombinant full-length Src or Src (T338I) in an assay containing 25 mM HEPES, pH 7.4, 10 mM MgCl₂, 200 μ M ATP (2.5 μ Ci of γ -³²P-ATP), and 0.5 mg/mL BSA. The optimized Src family kinase peptide substrate EIYGEFKKK is used as phosphoacceptor (200 μ M). Reactions are terminated by spotting onto phosphocellulose sheets, which are washed with 0.5% phosphoric acid (approximately 6 times, 5-10 minutes each). Sheets were dried and the transferred radioactivity quantitated by phosphorimaging.

Example 12: Expression and Inhibition Assays of DNA-PK (DNAK)

[00403] DNA-PK can be purchased from Promega and assayed using the DNA-PK Assay System (Promega) according to the manufacturer's instructions.

Example 13: Expression and Inhibition Assays mTOR

[00404] The compounds described herein can be tested against recombinant mTOR (Invitrogen) in an assay containing 50 mM HEPES, pH 7.5, 1mM EGTA, 10 mM MgCl₂, 2.5 mM, 0.01% Tween, 10 μ M ATP (2.5 μ Ci of μ -³²P-ATP), and 3 μ g/mL BSA. Rat recombinant PHAS-1/4EBP1 (Calbiochem; 2 mg/mL) is used as a substrate. Reactions are terminated by spotting onto nitrocellulose, which is washed with 1M NaCl/1% phosphoric acid (approximately 6 times, 5-10 minutes each). Sheets are dried and the transferred radioactivity quantitated by phosphorimaging.

[00405] Other kits or systems for assaying mTOR activity are commercially available. For instance, one can use Invitrogen's LanthaScreen™ Kinase assay to test the inhibitors of mTOR disclosed herein. This assay is a time resolved FRET platform that measures the phosphorylation of GFP labeled 4EBP1 by mTOR kinase. The kinase reaction is performed in a white 384 well microtitre plate. The total reaction volume is 20ul per well and the reaction buffer composition is 50mM HEPES pH7.5, 0.01% Polysorbate 20, 1mM EGTA, 10mM MnCl₂, and 2mM DTT. In the first step, each well receives 2ul of test compound in 20% dimethylsulphoxide resulting in a 2% DMSO final concentration. Next, 8ul of mTOR diluted in reaction buffer is added per well for a 60ng/ml final concentration. To start the reaction, 10ul of an ATP/GFP-4EBP1 mixture (diluted in reaction buffer) is added per well for a final concentration of 10uM ATP and 0.5uM GFP-4EBP1. The plate is sealed and incubated for 1 hour at room temperature. The reaction is stopped by adding 10ul per well of a Tb-anti-pT46 4EBP1 antibody/EDTA mixture (diluted in TR-FRET buffer) for a final concentration of 1.3nM antibody and 6.7mM EDTA. The plate is sealed, incubated for 1 hour at room temperature, and then read on a plate reader set up for LanthaScreen™ TR-FRET. Data is analyzed and IC50s are generated using GraphPad Prism 5.

Example 14: Expression and Inhibition Assays of Vascular endothelial growth receptor

[00406] The compounds described herein can be tested against recombinant KDR receptor kinase domain (Invitrogen) in an assay containing 25 mM HEPES, pH 7.4, 10 mM MgCl₂, 0.1% BME, 10 μM ATP (2.5 μCi of μ-32P-ATP), and 3 μg/mL BSA. Poly E-Y (Sigma; 2 mg/mL) is used as a substrate. Reactions are terminated by spotting onto nitrocellulose, which is washed with 1M NaCl/1% phosphoric acid (approximately 6 times, 5-10 minutes each). Sheets are dried and the transferred radioactivity quantitated by phosphorimaging.

Example 15: Expression and Inhibition Assays of Ephrin receptor B4 (EphB4)

[00407] The compounds described herein can be tested against recombinant Ephrin receptor B4 kinase domain (Invitrogen) in an assay containing 25 mM HEPES, pH 7.4, 10 mM MgCl₂, 0.1% BME, 10 μM ATP (2.5 μCi of μ-32P-ATP), and 3 μg/mL BSA. Poly E-Y (Sigma; 2 mg/mL) is used as a substrate. Reactions are terminated by spotting onto nitrocellulose, which is washed with 1M NaCl/1% phosphoric acid (approximately 6 times, 5-10 minutes each). Sheets are dried and the transferred radioactivity quantitated by phosphorimaging.

Example 16: Expression and Inhibition Assays of Epidermal growth factor receptor (EGFR)

[00408] The compounds described herein can be tested against recombinant EGF receptor kinase domain (Invitrogen) in an assay containing 25 mM HEPES, pH 7.4, 10 mM MgCl₂, 0.1% BME, 10 μM ATP (2.5 μCi of μ-32P-ATP), and 3 μg/mL BSA. Poly E-Y (Sigma; 2 mg/mL) is used as a substrate. Reactions are terminated by spotting onto nitrocellulose, which is washed with 1M NaCl/1% phosphoric acid (approximately 6 times, 5-10 minutes each). Sheets are dried and the transferred radioactivity quantitated by phosphorimaging.

Example 17: Expression and Inhibition Assays of KIT Assay

[00409] The compounds described herein can be tested against recombinant KIT kinase domain (Invitrogen) in an assay containing 25 mM HEPES, pH 7.4, 10 mM MgCl₂, 1mM DTT, 10mM MnCl₂, 10 μM ATP (2.5 μCi of μ-32P-ATP), and 3 μg/mL BSA. Poly E-Y (Sigma; 2 mg/mL) is used as a substrate. Reactions are terminated by spotting onto nitrocellulose, which is washed with 1M NaCl/1% phosphoric acid (approximately 6 times, 5-10 minutes each). Sheets are dried and the transferred radioactivity quantitated by phosphorimaging.

Example 18: Expression and Inhibition Assays of RET

[00410] The compounds described herein can be tested against recombinant RET kinase domain (Invitrogen) in an assay containing 25 mM HEPES, pH 7.4, 10 mM MgCl₂, 2.5mM DTT, 10 μM ATP (2.5 μCi of μ-32P-ATP), and 3 μg/mL BSA. The optimized Abl peptide substrate EAIYAAPFAK₃KK is used as phosphoacceptor (200 μM). Reactions are terminated by spotting onto phosphocellulose sheets, which are washed with 0.5% phosphoric acid (approximately 6 times, 5-10 minutes each). Sheets are dried and the transferred radioactivity quantitated by phosphorimaging.

Example 19: Expression and Inhibition Assays of Platelet derived growth factor receptor (PDGFR)

[00411] The compounds described herein can be tested against recombinant PDG receptor kinase domain (Invitrogen) in an assay containing 25 mM HEPES, pH 7.4, 10 mM MgCl₂, 2.5mM DTT, 10 μM ATP (2.5 μCi of μ-32P-ATP), and 3 μg/mL BSA. The optimized Abl peptide substrate EAIYAAPFAK₃KK is used as phosphoacceptor (200 μM). Reactions are terminated by spotting onto phosphocellulose sheets, which are washed with 0.5% phosphoric acid (approximately 6 times, 5-10 minutes each). Sheets are dried and the transferred radioactivity quantitated by phosphorimaging.

Example 20: Expression and Inhibition Assays of FMS-related tyrosine kinase 3 (FLT-3)

[00412] The compounds described herein can be tested against recombinant FLT-3 kinase domain (Invitrogen) in an assay containing 25 mM HEPES, pH 7.4, 10 mM MgCl₂, 2.5mM DTT, 10 μM ATP (2.5 μCi of μ-32P-ATP), and

3 µg/mL BSA. The optimized Abl peptide substrate EAIYAAPFAKKK is used as phosphoacceptor (200 µM). Reactions are terminated by spotting onto phosphocellulose sheets, which are washed with 0.5% phosphoric acid (approximately 6 times, 5-10 minutes each). Sheets are dried and the transferred radioactivity quantitated by phosphorimaging.

Example 21: Expression and Inhibition Assays of TEK receptor tyrosine kinase (TIE2)

[00413] The compounds described herein can be tested against recombinant TIE2 kinase domain (Invitrogen) in an assay containing 25 mM HEPES, pH 7.4, 10 mM MgCl₂, 2mM DTT, 10mM MnCl₂, 10 µM ATP (2.5 µCi of µ-³²P-ATP), and 3 µg/mL BSA. Poly E-Y (Sigma; 2 mg/mL) is used as a substrate. Reactions are terminated by spotting onto nitrocellulose, which is washed with 1M NaCl/1% phosphoric acid (approximately 6 times, 5-10 minutes each). Sheets are dried and the transferred radioactivity quantitated by phosphorimaging.

Example 22: B Cell Activation and Proliferation Assay

[00414] The ability of one or more subject compounds to inhibit B cell activation and proliferation is determined according to standard procedures known in the art. For example, an in vitro cellular proliferation assay is established that measures the metabolic activity of live cells. The assay is performed in a 96 well microtiter plate using Alamar Blue reduction. Balb/c splenic B cells are purified over a Ficoll-Paque™ PLUS gradient followed by magnetic cell separation using a MACS B cell Isolation Kit (Miletenyi). Cells are plated in 90ul at 50,000 cells/well in B Cell Media (RPMI + 10%FBS + Penn/Strep + 50uM bME + 5mM HEPES). A compound disclosed herein is diluted in B Cell Media and added in a 10ul volume. Plates are incubated for 30min at 37C and 5% CO₂ (0.2% DMSO final concentration). A 50ul B cell stimulation cocktail is then added containing either 10ug/ml LPS or 5ug/ml F(ab')₂ Donkey anti-mouse IgM plus 2ng/ml recombinant mouse IL4 in B Cell Media. Plates are incubated for 72 hours at 37⁰C and 5% CO₂. A volume of 15uL of Alamar Blue reagent is added to each well and plates are incubated for 5 hours at 37C and 5% CO₂. Alamar Blue fluoresce is read at 560Ex/590Em, and IC₅₀ values are calculated using GraphPad Prism 5.

Example 23: Tumor Cell Line Proliferation Assay

[00415] The ability of one or more subject compounds to inhibit tumor cell line proliferation is determined according to standard procedures known in the art. For instance, an in vitro cellular proliferation assay can be performed to measure the metabolic activity of live cells. The assay is performed in a 96 well microtiter plate using Alamar Blue reduction. Human tumor cell lines are obtained from ATCC (e.g., MCF7, U-87 MG, MDA-MB-468, PC-3), grown to confluency in T75 flasks, trypsinized with 0.25% trypsin, washed one time with Tumor Cell Media (DMEM + 10%FBS), and plated in 90ul at 5,000 cells/well in Tumor Cell Media. A compound disclosed herein is diluted in Tumor Cell Media and added in a 10ul volume. Plates are incubated for 72 hours at 37C and 5% CO₂. A volume of 10uL of Alamar Blue reagent is added to each well and plates are incubated for 3 hours at 37C and 5% CO₂. Alamar Blue fluoresce is read at 560Ex/590Em, and IC₅₀ values are calculated using GraphPad Prism 5.

Example 24: Antitumor Activity in Vivo

[00416] The compounds described herein can be evaluated in a panel of human and murine tumor models.

Paclitaxel-refractory Tumor Models

1. *Clinically-derived Ovarian Carcinoma Model.*

[00417] This tumor model is established from a tumor biopsy of an ovarian cancer patient. Tumor biopsy is taken from the patient.

[00418] The compounds described herein are administered to nude mice bearing staged tumors using an every 2 days.times.5 schedule.

2. *A2780Tax Human Ovarian Carcinoma Xenograft (Mutated Tubulin)*

[00419] A2780Tax is a paclitaxel-resistant human ovarian carcinoma model. It is derived from the sensitive parent A2780 line by co-incubation of cells with paclitaxel and verapamil, an MDR-reversal agent. Its resistance mechanism has been shown to be non-MDR related and is attributed to a mutation in the gene encoding the beta-tubulin protein.

[00420] The compounds described herein can be administered to mice bearing staged tumors on an every 2 days.times.5 schedule.

3. *HCT116/VM46 Human Colon Carcinoma Xenograft (Multi-Drug Resistant)*.

[00421] HCT116/VM46 is an MDR-resistant colon carcinoma developed from the sensitive HCT116 parent line. In vivo, grown in nude mice, HCT116/VM46 has consistently demonstrated high resistance to paclitaxel.

[00422] The compounds described herein can be administered to mice bearing staged tumors on an every 2 days X 5 schedule.

4. *M5076 Murine Sarcoma Model*

[00423] M5076 is a mouse fibrosarcoma that is inherently refractory to paclitaxel in vivo.

[00424] The compounds described herein can be administered to mice bearing staged tumors on an every 2 days X 5 schedule.

[00425] One or more compounds of the invention can be used in combination other therapeutic agents in vivo in the multidrug resistant human colon carcinoma xenografts HCT/VM46 or any other model known in the art including those described herein.

Example 25: Microsome stability assay

[00426] The stability of one or more subject compounds is determined according to standard procedures known in the art. For example, stability of one or more subject compounds is established by an in vitro assay. In particular, an in vitro microsome stability assay is established that measures stability of one or more subject compounds when reacting with mouse, rat or human microsomes from liver. The microsome reaction with compounds is performed in 1.5 mL Eppendorf tube. Each tube contains 0.1 µL of 10.0 mg/ml NADPH; 75 µL of 20.0 mg/ml mouse, rat or human liver microsome; 0.4 µL of 0.2 M phosphate buffer, and 425 µL of ddH₂O. Negative control (without NADPH) tube contains 75 µL of 20.0 mg/ml mouse, rat or human liver microsome; 0.4 µL of 0.2 M phosphate buffer, and 525 µL of ddH₂O. The reaction is started by adding 1.0 µL of 10.0 mM tested compound. The reaction tubes are incubated at 37°C. 100 µL sample is collected into new Eppendorf tube containing 300 µL cold Methanol at 0, 5, 10, 15, 30 and 60 minutes of reaction. Samples are centrifuged at 15,000 rpm to remove protein. Supernatant of centrifuged sample is transferred to new tube. Concentration of stable compound after reaction with microsome in the supernatant is measured by Liquid Chromatography/Mass Spectrometry (LC-MS).

Example 26: Plasma stability assay

[00427] The stability of one or more subject compounds in plasma is determined according to standard procedures known in the art. See, e.g., *Rapid Commun. Mass Spectrom.*, **10**: 1019-1026. The following procedure is an HPLC-MS/MS assay using human plasma; other species including monkey, dog, rat, and mouse are also available. Frozen, heparinized human plasma is thawed in a cold water bath and spun for 10 minutes at 2000 rpm at 4 °C prior to use. A subject compound is added from a 400 µM stock solution to an aliquot of pre-warmed plasma to give a final assay volume of 400 µL (or 800 µL for half-life determination), containing 5 µM test compound and 0.5 % DMSO. Reactions are incubated, with shaking, for 0 minutes and 60 minutes at 37 °C, or for 0, 15, 30, 45 and 60 minutes at 37 C for half life determination. Reactions are stopped by transferring 50 µL of the incubation mixture to 200 µL of

ice-cold acetonitrile and mixed by shaking for 5 minutes. The samples are centrifuged at 6000 x g for 15 minutes at 4°C and 120 µL of supernatant removed into clean tubes. The samples are then evaporated to dryness and submitted for analysis by HPLC-MS/MS.

[00428] Where desired, one or more control or reference compounds (5 µM) are tested simultaneously with the test compounds: one compound, propoxycaïne, with low plasma stability and another compound, propantheline, with intermediate plasma stability.

[00429] Samples are reconstituted in acetonitrile/methanol/water (1/1/2, v/v/v) and analyzed via (RP)HPLC-MS/MS using selected reaction monitoring (SRM). The HPLC conditions consist of a binary LC pump with autosampler, a mixed-mode, C12, 2 x 20 mm column, and a gradient program. Peak areas corresponding to the analytes are recorded by HPLC-MS/MS. The ratio of the parent compound remaining after 60 minutes relative to the amount remaining at time zero, expressed as percent, is reported as plasma stability. In case of half-life determination, the half-life is estimated from the slope of the initial linear range of the logarithmic curve of compound remaining (%) vs. time, assuming first order kinetics.

Example 27: Chemical Stability

[00430] The chemical stability of one or more subject compounds is determined according to standard procedures known in the art. The following details an exemplary procedure for ascertaining chemical stability of a subject compound. The default buffer used for the chemical stability assay is phosphate-buffered saline (PBS) at pH 7.4; other suitable buffers can be used. A subject compound is added from a 100 µM stock solution to an aliquot of PBS (in duplicate) to give a final assay volume of 400 µL, containing 5 µM test compound and 1% DMSO (for half-life determination a total sample volume of 700 µL is prepared). Reactions are incubated, with shaking, for 0 minutes and 24 hours at 37°C; for half-life determination samples are incubated for 0, 2, 4, 6, and 24 hours. Reactions are stopped by adding immediately 100 µL of the incubation mixture to 100 µL of acetonitrile and vortexing for 5 minutes. The samples are then stored at -20°C until analysis by HPLC-MS/MS. Where desired, a control compound or a reference compound such as chlorambucil (5 µM) is tested simultaneously with a subject compound of interest, as this compound is largely hydrolyzed over the course of 24 hours. Samples are analyzed via (RP)HPLC-MS/MS using selected reaction monitoring (SRM). The HPLC conditions consist of a binary LC pump with autosampler, a mixed-mode, C12, 2 x 20 mm column, and a gradient program. Peak areas corresponding to the analytes are recorded by HPLC-MS/MS. The ratio of the parent compound remaining after 24 hours relative to the amount remaining at time zero, expressed as percent, is reported as chemical stability. In case of half-life determination, the half-life is estimated from the slope of the initial linear range of the logarithmic curve of compound remaining (%) vs. time, assuming first order kinetics.

Example 28: Akt Kinase Assay

[00431] Cells comprising components of the Akt/mTOR pathway, including but not limited to L6 myoblasts, B-ALL cells, B-cells, T-cells, leukemia cells, bone marrow cells, p190 transduced cells, philladelphia chromosome positive cells (Ph+), and mouse embryonic fibroblasts, are typically grown in cell growth media such as DMEM supplemented with fetal bovine serum and/or antibiotics, and grown to confluency.

[00432] In order to compare the effect of one or more compounds disclosed herein on Akt activation, said cells are serum starved overnight and incubated with one or more compounds disclosed herein or about 0.1% DMSO for approximately 1 minute to about 1 hour prior to stimulation with insulin (e.g. 100 nM) for about 1 minutes to about 1 hour. Cells are lysed by scraping into ice cold lysis buffer containing detergents such as sodium dodecyl sulfate and protease inhibitors (e.g., PMSF). After contacting cells with lysis buffer, the solution is briefly sonicated,

cleared by centrifugation, resolved by SDS-PAGE, transferred to nitrocellulose or PVDF and immunoblotted using antibodies to phospho- Akt S473, phospho- Akt T308, Akt, and β -actin (Cell Signaling Technologies).

[00433] When tested under these conditions, one or more compounds of the present disclosure are expected to inhibit insulin stimulated phosphorylation of Akt at S473. Alternatively, some compounds disclosed herein are expected to additionally inhibit insulin stimulated phosphorylation of Akt at T308. Such class of compounds may inhibit Akt more effectively than rapamycin.

Example 29: Kinase Signaling in Blood

[00434] PI3K/ Akt /mTor signaling is measured in blood cells using the phosflow method (Methods Enzymol. 2007;434:131-54). The advantage of this method is that it is by nature a single cell assay so that cellular heterogeneity can be detected rather than population averages. This allows concurrent distinction of signaling states in different populations defined by other markers. Phosflow is also highly quantitative. To test the effects of one or more compounds disclosed herein, unfractionated splenocytes, or peripheral blood mononuclear cells are stimulated with anti-CD3 to initiate T-cell receptor signaling. The cells are then fixed and stained for surface markers and intracellular phosphoproteins. It is expected that inhibitors disclosed herein inhibit anti-CD3 mediated phosphorylation of Akt -S473 and S6, whereas rapamycin inhibits S6 phosphorylation and enhances Akt phosphorylation under the conditions tested.

[00435] Similarly, aliquots of whole blood are incubated for 15 minutes with vehicle (e.g. 0.1%DMSO) or kinase inhibitors at various concentrations, before addition of stimuli to crosslink the T cell receptor (TCR) (anti-CD3 with secondary antibody) or the B cell receptor (BCR) using anti-kappa light chain antibody (Fab'2 fragments). After approximately 5 and 15 minutes, samples are fixed (e.g. with cold 4% paraformaldehyde) and used for phosflow. Surface staining is used to distinguish T and B cells using antibodies directed to cell surface markers that are known to the art. The level of phosphorylation of kinase substrates such as Akt and S6 are then measured by incubating the fixed cells with labeled antibodies specific to the phosphorylated isoforms of these proteins. The population of cells is then analyzed by flow cytometry.

[00436] This assay can be employed to demonstrate that one or more of the compounds of the present invention are potent and selective inhibitors of one or more members of one or more of PI3K, mTOR, and/or Akt signaling in blood cells under the conditions tested.

Example 30: Colony Formation Assay

[00437] Murine bone marrow cells freshly transformed with a p190 BCR-Abl retrovirus (herein referred to as p190 transduced cells) are plated in the presence of various drug combinations in M3630 methylcellulose media for about 7 days with recombinant human IL-7 in about 30% serum, and the number of colonies formed is counted by visual examination under a microscope.

[00438] Alternatively, human peripheral blood mononuclear cells are obtained from Philadelphia chromosome positive (Ph+) and negative (Ph-) patients upon initial diagnosis or relapse. Live cells are isolated and enriched for CD19+ CD34+ B cell progenitors. After overnight liquid culture, cells are plated in methocult GF+ H4435, Stem Cell Technologies) supplemented with cytokines (IL-3, IL-6, IL-7, G-CSF, GM-CSF, CF, Flt3 ligand, and erythropoietin) and various concentrations of known chemotherapeutic agents in combination with either compounds of the present disclosure. Colonies are counted by microscopy 12-14 days later. This method can be used to test for evidence of additive or synergistic activity.

[00439] One or more of the compounds of the present invention are expected to be potent and selective inhibitors of p190 transduced cell colony formation under the conditions tested.

Example 31: *In Vivo* Effect of Kinase Inhibitors on Leukemic Cells

[00440] Female recipient mice are lethally irradiated from a γ source in two doses about 4 hr apart, with approximately 5Gy each. About 1hr after the second radiation dose, mice are injected i.v. with about 1×10^6 leukemic cells (e.g. Ph+ human or murine cells, or p190 transduced bone marrow cells). These cells are administered together with a radioprotective dose of about 5×10^6 normal bone marrow cells from 3-5 week old donor mice. Recipients are given antibiotics in the water and monitored daily. Mice who become sick after about 14 days are euthanized and lymphoid organs are harvested for analysis. Kinase inhibitor treatment begins about 10 days after leukemic cell injection and continues daily until the mice become sick or a maximum of approximately 35 days post-transplant. Inhibitors are given by oral lavage.

[00441] Peripheral blood cells are collected approximately on day 10 (pre-treatment) and upon euthanization (post treatment), contacted with labeled anti-hCD4 antibodies and counted by flow cytometry. This method can be used to demonstrate that the synergistic effect of one or more compounds disclosed herein in combination with known chemotherapeutic agents significantly reduce leukemic blood cell counts as compared to treatment with known chemotherapeutic agents (e.g. Gleevec) alone under the conditions tested.

[00442] Example 32: Treatment of Lupus Disease Model Mice

[00443] Mice lacking the inhibitory receptor Fc γ RIIb that opposes PI3K signaling in B cells develop lupus with high penetrance. Fc γ RIIb knockout mice (R2KO, Jackson Labs) are considered a valid model of the human disease as some lupus patients show decreased expression or function of Fc γ RIIb (S. Bolland and J.V. Ravtech 2000. *Immunity* 12:277-285).

[00444] The R2KO mice develop lupus-like disease with anti-nuclear antibodies, glomerulonephritis and proteinuria within about 4-6 months of age. For these experiments, the rapamycin analogue RAD001 (available from LC Laboratories) is used as a benchmark compound, and administered orally. This compound has been shown to ameliorate lupus symptoms in the B6.Sle1z.Sle3z model (T. Wu et al. *J. Clin Invest.* 117:2186-2196).

[00445] Lupus disease model mice such as R2KO, BXSB or MLR/lpr are treated at about 2 months old, approximately for about two months. Mice are given doses of: vehicle, RAD001 at about 10mg/kg, or compounds disclosed herein at approximately 1 mg/kg to about 500 mg/kg. Blood and urine samples are obtained at approximately throughout the testing period, and tested for antinuclear antibodies (in dilutions of serum) or protein concentration (in urine). Serum is also tested for anti-ssDNA and anti-dsDNA antibodies by ELISA. Animals are euthanized at day 60 and tissues harvested for measuring spleen weight and kidney disease. Glomerulonephritis is assessed in kidney sections stained with H&E. Other animals are studied for about two months after cessation of treatment, using the same endpoints.

[00446] This model can be employed to demonstrate that the kinase inhibitors disclosed herein can suppress or delay the onset of lupus symptoms in lupus disease model mice.

Example 33: Murine Bone Marrow Transplant Assay

[00447] Female recipient mice are lethally irradiated from a γ ray source. About 1hr after the radiation dose, mice are injected with about 1×10^6 leukemic cells from early passage p190 transduced cultures (e.g. as described in *Cancer Genet Cytogenet.* 2005 Aug;161(1):51-6). These cells are administered together with a radioprotective dose of approximately 5×10^6 normal bone marrow cells from 3-5wk old donor mice. Recipients are given antibiotics in the water and monitored daily. Mice who become sick after about 14 days are euthanized and lymphoid organs harvested for flow cytometry and/or magnetic enrichment. Treatment begins on approximately day 10 and continues daily until mice become sick, or after a maximum of about 35 days post-transplant. Drugs are given by oral gavage

(p.o.). In a pilot experiment a dose of chemotherapeutic that is not curative but delays leukemia onset by about one week or less is identified; controls are vehicle-treated or treated with chemotherapeutic agent, previously shown to delay but not cure leukemogenesis in this model (e.g. imatinib at about 70mg/kg twice daily). For the first phase p190 cells that express eGFP are used, and postmortem analysis is limited to enumeration of the percentage of leukemic cells in bone marrow, spleen and lymph node (LN) by flow cytometry. In the second phase, p190 cells that express a tailless form of human CD4 are used and the postmortem analysis includes magnetic sorting of hCD4+ cells from spleen followed by immunoblot analysis of key signaling endpoints: p Akt -T308 and S473; pS6 and p4EBP-1. As controls for immunoblot detection, sorted cells are incubated in the presence or absence of kinase inhibitors of the present disclosure inhibitors before lysis. Optionally, “phosflow” is used to detect p Akt -S473 and pS6-S235/236 in hCD4-gated cells without prior sorting. These signaling studies are particularly useful if, for example, drug-treated mice have not developed clinical leukemia at the 35 day time point. Kaplan-Meier plots of survival are generated and statistical analysis done according to methods known in the art. Results from p190 cells are analyzed separated as well as cumulatively.

[00448] Samples of peripheral blood (100-200µl) are obtained weekly from all mice, starting on day 10 immediately prior to commencing treatment. Plasma is used for measuring drug concentrations, and cells are analyzed for leukemia markers (eGFP or hCD4) and signaling biomarkers as described herein.

[00449] This general assay may be used to demonstrate that effective therapeutic doses of the compounds disclosed herein can be used for inhibiting the proliferation of leukemic cells.

Example 34: TNP-Ficoll T-cell Independent B-cell Activation Assay

[00450] To test the effects of the compounds of the present invention in suppressing T cell independent antibody production, the TNP-Ficoll B-cell activation assay is used as described herein. Compounds of the present invention are dissolved in an appropriate vehicle (e.g. 5% 1-methyl-2-pyrrolidinone, 85% polyethylene glycol 400, 10% Solutor). Compounds are administered orally approximately 1hr before TNP-Ficoll treatment to 4-10 week old mice. To study the effects of the compounds on B-cell activation, one set of mice are grouped according to the following table:

Group#	Mice/group	Comp treated	Group	Antigen injection at day-1		Compound Administration from day-1 to day-7		
				TNP-F	Route	(mg/kg)	Route	Regimen
1	4	Vehicle	Antigen only	200 uL (0.5 mg/ml)	ip	0	PO	BID for 7 days
2	8	-	Antigen only			0		
3	8	Reference compound #1	reference			30		
4	8	Test compound	Antigen + cmp			1		
5	8					3		
6	8					10		
7	8					30		
8	8					60		

[00451] Four animals in group 1, and eight animals in groups 2 to 7 are euthanized in CO₂ 2 hours after the last compound administration on day 7. Blood is immediately collected by cardio-puncture and kept at 37°C for 1hr to

clot followed by overnight incubation at 4°C to allow the clot to contract. The following day, serum is collected by decanting and centrifugation at 3000 rpm for 10 min. The collected serum is then frozen at -80°C for future analysis.

[00452] Serum samples are analyzed for anti-TNP antibody titers by ELISA as described herein. TNP-BSA is coated onto a Nunc Maxisorb microtiter plate with 100µl/well at a concentration of 10µg/ml in phosphate buffered saline (PBS). The Maxisorb plate is incubated for 1.5 hours at room temperature and the solution is removed. 200 µl/well of blocking buffer (e.g. 1% BSA in PBS) is added to each well and incubated 1hr at room temperature. The plate is washed once with 200 µl/well of PBS 0.05% Tween-20 (wash buffer). A 1:2 dilution of serum from each mouse in blocking buffer is added to each well in the first column (1) of the microtiter plate. The serum in each well of column 1 is then diluted 3-fold in blocking buffer and added to column 2. The serum in each well of column 2 is diluted 3-fold in blocking buffer and added to column 3. The procedure is repeated across the twelve columns of the microtiter plate. The microtiter plate is incubated 1 hr at room temperature. Serum is removed from the plate and the plate is washed three times with wash buffer. 100 µl/well of goat anti-mouse IgG3-HRP diluted 1:250 in blocking buffer is added to each well and incubated 1hr at room temperature. The anti-mouse IgG3-HRP is removed from the microtiter plate and the plate is washed six times with wash buffer. HRP substrate (200 µl ABTS solution + 30% H₂O₂ + 10ml citrate buffer) is added to each well at 100 µl/well, incubated 2-20 minutes in the dark and the amount of anti-TNP IgG3 is determined spectrophotometrically at 405nm. Similarly, anti-TNP IgM and total anti-TNP Ab are determined using anti-mouse IgM-HRP and anti-mouse Ig-HRP respectively.

[00453] This model can be employed to demonstrate that the test compounds are capable of reducing IgG3 levels relative to vehicle control mice at the tested dose levels.

Example 35: Rat Developing Type II Collagen Induced Arthritis Assay

[00454] In order to study the effects of the compounds of the present invention on the autoimmune disease arthritis, a collagen induced developing arthritis model is used. Female Lewis rats are given collagen injections at day 0. Bovine type II collagen is prepared as a 4mg/ml solution in 0.01N acetic acid. Equal volumes of collagen and Freund's incomplete adjuvant are emulsified by hand mixing until a bead of the emulsified material holds its form in water. Each rodent receives a 300 µl injection of the mixture at each injection time spread over three subcutaneous sites on the back.

[00455] Oral compound administration begins on day 0 and continues through day 16 with vehicle (5% NMP, 85% PEG 400, 10% Solutol) or compounds of the present invention in vehicle or control (e.g. methotrexate) at 12 hour intervals daily. Rats are weighed on days 0, 3, 6, 9-17 and caliper measurements of ankles are taken on days 9-17. Final body weights are taken, and then the animals are euthanized on day 17. After euthanization, blood is drawn and hind paws and knees are removed. Blood is further processed for pharmacokinetics experiments as well as an anti-type II collagen antibody ELISA assay. Hind paws are weighed and then, with the knees, preserved in 10% formalin. The paws and knees are subsequently processed for microscopy. Livers, spleen and thymus are weighed. Sciatic nerves are prepared for histopathology.

[00456] Knee and ankle joints are fixed for 1-2 days and decalcified for 4-5 days. Ankle joints are cut in half longitudinally, and knees are cut in half along the frontal plane. Joints are processed, embedded, sectioned and stained with toluidine blue. Scoring of the joints is done according to the following criteria:

Knee and Ankle Inflammation

0=Normal

1=Minimal infiltration of inflammatory cells in synovium/periarticular tissue

2=Mild infiltration

3=Moderate infiltration with moderate edema

4=Marked infiltration with marked edema

5=Severe infiltration with severe edema

Ankle Pannus

0=Normal

1=Minimal infiltration of pannus in cartilage and subchondral bone

2=Mild infiltration (<1/4 of tibia or tarsals at marginal zones)

3=Moderate infiltration (1/4 to 1/3 of tibia or small tarsals affected at marginal zones)

4=Marked infiltration (1/2-3/4 of tibia or tarsals affected at marginal zones)

5=Severe infiltration (>3/4 of tibia or tarsals affected at marginal zones, severe distortion of overall architecture)

Knee Pannus

0=Normal

1=Minimal infiltration of pannus in cartilage and subchondral bone

2=Mild infiltration (extends over up to 1/4 of surface or subchondral area of tibia or femur)

3=Moderate infiltration (extends over >1/4 but < 1/2 of surface or subchondral area of tibia or femur)

4=Marked infiltration (extends over 1/2 to 3/4 of tibial or femoral surface)

5=Severe infiltration (covers > 3/4 of surface)

Cartilage Damage (Ankle, emphasis on small tarsals)

0=Normal

1=Minimal=minimal to mild loss of toluidine blue staining with no obvious chondrocyte loss or collagen disruption

2=Mild=mild loss of toluidine blue staining with focal mild (superficial) chondrocyte loss and/or collagen disruption

3=Moderate=moderate loss of toluidine blue staining with multifocal moderate (depth to middle zone) chondrocyte loss and/or collagen disruption, smaller tarsals affected to 1/2-3/4 depth

4=Marked=marked loss of toluidine blue staining with multifocal marked (depth to deep zone) chondrocyte loss and/or collagen disruption, 1 or more small tarsals have full thickness loss of cartilage

5=Severe =severe diffuse loss of toluidine blue staining with multifocal severe (depth to tide mark) chondrocyte loss and/or collagen disruption

Cartilage Damage (Knee, emphasis on femoral condyles)

0=Normal

1=Minimal=minimal to mild loss of toluidine blue staining with no obvious chondrocyte loss or collagen disruption

2=Mild=mild loss of toluidine blue staining with focal mild (superficial) chondrocyte loss and/or collagen disruption

3=Moderate=moderate loss of toluidine blue staining with multifocal to diffuse moderate (depth to middle zone) chondrocyte loss and/or collagen disruption

4=Marked=marked loss of toluidine blue staining with multifocal to diffuse marked (depth to deep zone) chondrocyte loss and/or collagen disruption or single femoral surface with total or near total loss

5=Severe =severe diffuse loss of toluidine blue staining with multifocal severe (depth to tide mark) chondrocyte loss and/or collagen disruption on both femurs and/or tibias

Bone Resorption (Ankle)

0=Normal

1=Minimal=small areas of resorption, not readily apparent on low magnification, rare osteoclasts

2=Mild=more numerous areas of resorption, not readily apparent on low magnification, osteoclasts more numerous, <1/4 of tibia or tarsals at marginal zones resorbed

3=Moderate=obvious resorption of medullary trabecular and cortical bone without full thickness defects in cortex, loss of some medullary trabeculae, lesion apparent on low magnification, osteoclasts more numerous, 1/4 to 1/3 of tibia or tarsals affected at marginal zones

4=Marked=Full thickness defects in cortical bone, often with distortion of profile of remaining cortical surface, marked loss of medullary bone, numerous osteoclasts, 1/2-3/4 of tibia or tarsals affected at marginal zones

5=Severe=Full thickness defects in cortical bone, often with distortion of profile of remaining cortical surface, marked loss of medullary bone, numerous osteoclasts, >3/4 of tibia or tarsals affected at marginal zones, severe distortion of overall architecture

Bone Resorption (Knee)

0=Normal

1=Minimal=small areas of resorption, not readily apparent on low magnification, rare osteoclasts

2=Mild=more numerous areas of resorption, definite loss of subchondral bone involving 1/4 of tibial or femoral surface (medial or lateral)

3=Moderate=obvious resorption of subchondral bone involving >1/4 but <1/2 of tibial or femoral surface (medial or lateral)

4=Marked= obvious resorption of subchondral bone involving $\geq 1/2$ but <3/4 of tibial or femoral surface (medial or lateral)

5=Severe= distortion of entire joint due to destruction involving >3/4 of tibial or femoral surface (medial or lateral)

1. Statistical analysis of body/paw weights, paw AUC parameters and histopathologic parameters were evaluated using a Student's t-test or other appropriate (ANOVA with post-test) with significance set at the 5% significance level. Percent inhibition of paw weight and AUC was calculated using the following formula:

$$\% \text{ Inhibition} = \frac{A - B}{A} \times 100$$

A=Mean Disease Control – Mean Normal

B=Mean Treated – Mean Normal

[00457] This model can be employed to demonstrate that one or more compounds of the present invention are capable of ameliorating arthritis induced ankle diameter increase over time, and reduction of ankle histopathology in at least one or more of the categories of inflammation, pannus, cartilage damage, and bone resorption as described above. The results are expected to show that one or more compounds of the present invention may be useful for the treatment and reduction of arthritis disease symptoms. The model can be employed to demonstrate that one or more compounds of the present invention may not only be useful for treating arthritis disease symptoms, but may also be useful for the inhibition of the autoimmune reaction itself.

Example 36: Rat Established Type II Collagen Induced Arthritis Assay

[00458] In order to examine the dose responsive efficacy of the compounds of the present invention in inhibiting the inflammation, cartilage destruction and bone resorption of 10 day established type II collagen induced arthritis in rats, compounds are administered orally daily or twice daily for 6 days.

[00459] Female Lewis rats are anesthetized and given collagen injections prepared and administered as described previously on day 0. On day 6, animals are anesthetized and given a second collagen injection. Caliper measurements of normal (pre-disease) right and left ankle joints are performed on day 9. On days 10-11, arthritis

typically occurs and rats are randomized into treatment groups. Randomization is performed after ankle joint swelling is obviously established and there is evidence of bilateral disease.

[00460] After an animal is selected for enrollment in the study, treatment is initiated by the oral route. Animals are given vehicle, control (Enbrel) or compound doses, twice daily or once daily (BID or QD respectively).

Administration is performed on days 1-6 using a volume of 2.5ml/kg (BID) or 5ml/kg (QD) for oral solutions. Rats are weighed on days 1-7 following establishment of arthritis and caliper measurements of ankles taken every day. Final body weights are taken on day 7 and animals are euthanized.

[00461] This model can be employed to demonstrate that the kinase inhibitors disclosed herein can reduce mean ankle diameter increase over time with a once daily administration or twice daily administration under the conditions tested. This suggests that the compounds of the present invention may be useful for the treatment of autoimmune diseases such as arthritis.

Example 37: Adjuvant Induced Arthritis Assay

[00462] *Intrathecal Catheterization of Rats*

[00463] Isoflurane-anesthetized Lewis rats (200–250 g) are implanted with an intrathecal (IT) catheter. After a 6 d recovery period, all animals except those that appeared to have sensory or motor abnormalities (generally fewer than 5% of the total number) are used for experiments. For IT administration, 10 μ l of drug or saline followed by 10 μ l of isotonic saline is injected through the catheter.

[00464] *Adjuvant Arthritis and Drug Treatment*

[00465] Lewis rats are immunized at the base of the tail with 0.1 ml of complete Freund's adjuvant (CFA) on day 0 several days after catheter implantation (n=6/group). Drug (e.g. one or more compounds of the present invention or vehicle) treatment is generally started on day 8 and is continued daily until day 20. Clinical signs of arthritis generally begin on day 10, and paw swelling is determined every second day by water displacement plethysmometry.

[00466] This model can be used to show that selected test compounds (e.g., one or more compounds of the present invention) demonstrate a dose dependent reduction in the average paw volume increase as measured in this adjuvant induced arthritis model system. These results would suggest that one or more of the compounds of the present invention may be useful for the treatment of one or more of the diseases or conditions described herein.

[00467] The results would also suggest that selected test compounds (one or more compounds of the present invention) do not exhibit toxicity or other adverse reaction under the conditions tested as measured by a lack of weight loss.

Example 38: Rodent Pharmacokinetic Assay

[00468] In order to study the pharmacokinetics of the compounds of the present invention a set of 4-10 week old mice are grouped according to the following table:

Group#	Mice/ group	Compound Administration from day-1 to day-7		
		(mg/kg)	Route	Regimen
1	3	1	Po	BID for 7 days
2	3	3		
3	3	10		
4	3	30		
5	3	60		

[00469] Compounds of the present invention are dissolved in an appropriate vehicle (e.g. 5% 1-methyl-2-pyrrolidinone, 85% polyethylene glycol 400, 10% Solutol) and administered orally at 12 hour intervals daily. All animals are euthanized in CO₂ 2 hours after the final compound is administered. Blood is collected immediately and kept on ice for plasma isolation. Plasma is isolated by centrifuging at 5000 rpm for 10 minutes. Harvested plasma is frozen for pharmacokinetic detection.

[00470] This assay are expected to demonstrate the pharmacokinetic parameters such as absorption, distribution, metabolism, excretion, and toxicity for the compounds of the present invention.

Example 39: Basotest assay

[00471] The basotest assay is performed using Orpegen Pharma Basotest reagent kit. Heparinized whole blood is pre-incubated with test compound or solvent at 37C for 20min. Blood is then incubated with assay kit stimulation buffer (to prime cells for response) followed by allergen (dust mite extract or grass extract) for 20min. The degranulation process is stopped by incubating the blood samples on ice. The cells are then labeled with anti-IgE-PE to detect basophilic granulocytes, and anti-gp53-FITC to detect gp53 (a glycoprotein expressed on activated basophils). After staining red blood cells are lysed by addition of Lysing Solution. Cells are washed, and analyzed by flow cytometry. This assay can be used to show that under the conditions tested some of the compound of the present invention are potent inhibitors of allergen induced activation of basophils.

Example 40: Combination use of PI3K δ inhibitors and agents that inhibit IgE production or activity

[00472] The compounds of the present invention may present synergistic or additive efficacy when administered in combination with agents that inhibit IgE production or activity. Agents that inhibit IgE production include, for example, one or more of TEI-9874, 2-(4-(6-cyclohexyloxy-2-naphtyloxy)phenylacetamide)benzoic acid, rapamycin, rapamycin analogs (i.e. rapalogs), TORC1 inhibitors, TORC2 inhibitors, and any other compounds that inhibit mTORC1 and mTORC2. Agents that inhibit IgE activity include, for example, anti-IgE antibodies such as Omalizumab and TNX-901.

[00473] One or more of the subject compounds capable of inhibiting PI3K δ are efficacious in treatment of autoimmune and inflammatory disorders (AIID) for example rheumatoid arthritis. If any of the compounds causes an undesired level of IgE production, one may choose to administer it in combination with an agent that inhibits IgE production or IgE activity. Additionally, the administration of PI3K δ or PI3K δ / γ inhibitors of the present invention in combination with inhibitors of existing mTOR or mTOR inhibitors provided by the present invention may also exhibit synergy through enhanced inhibition of the PI3K pathway. Various *in vivo* and *in vitro* models may be used to establish the effect of such combination treatment on AIID including but not limited to (a) *in vitro* B-cell antibody production assay, (b) *in vivo* TNP assay, and (c) rodent collagen induced arthritis model.

[00474] (a) B-cell Assay

[00475] Mice are euthanized, and the spleens are removed and dispersed through a nylon mesh to generate a single-cell suspension. The splenocytes are washed (following removal of erythrocytes by osmotic shock) and incubated with anti-CD43 and anti-Mac-1 antibody-conjugated microbeads (Miltenyi Biotec). The bead-bound cells are separated from unbound cells using a magnetic cell sorter. The magnetized column retains the unwanted cells and the resting B cells are collected in the flow-through. Purified B-cells are stimulated with lipopolysaccharide or an anti-CD40 antibody and interleukin 4. Stimulated B-cells are treated with vehicle alone or with PI3K δ inhibitors of the present invention with and without known mTOR inhibitors such as rapamycin, rapalogs, or mTORC1/C2 inhibitors. The results are expected to show that in the presence of mTOR inhibitors (e.g., rapamycin) alone, there is

little to no substantial effect on IgG and IgE response. However, in the presence of PI3K δ and mTOR inhibitors, the B-cells are expected to exhibit a decreased IgG response as compared to the B-cells treated with vehicle alone, and the B-cells are expected to exhibit a decreased IgE response as compared to the response from B-cells treated with PI3K δ inhibitors alone.

[00476] (b) TNP Assay

[00477] Mice are immunized with TNP-Ficoll or TNP-KHL and treated with: vehicle, a PI3K δ inhibitor, an mTOR inhibitor, for example rapamycin, or a PI3K δ inhibitor in combination with an mTOR inhibitor such as rapamycin. Antigen-specific serum IgE is measured by ELISA using TNP-BSA coated plates and isotype specific labeled antibodies. This assay can be used to demonstrate that mice treated with an mTOR inhibitor alone exhibit little or no substantial effect on antigen specific IgG3 response and no statistically significant elevation in IgE response as compared to the vehicle control. This assay can be used to demonstrate that mice treated with both PI3K δ inhibitor and mTOR inhibitor exhibit a reduction in antigen specific IgG3 response as compared to the mice treated with vehicle alone. Additionally, This assay can be used to demonstrate that the mice treated with both PI3K δ inhibitor and mTOR inhibitor exhibit a decrease in IgE response as compared to the mice treated with PI3K δ inhibitor alone.

[00478] (c) *Rat Collagen Induced Arthritis Model*

[00479] Female Lewis rats are anesthetized and given collagen injections prepared and administered as described previously on day 0. On day 6, animals are anesthetized and given a second collagen injection. Caliper measurements of normal (pre-disease) right and left ankle joints are performed on day 9. On days 10-11, arthritis typically occurs and rats are randomized into treatment groups. Randomization is performed after ankle joint swelling is obviously established and there is good evidence of bilateral disease.

[00480] After an animal is selected for enrollment in the study, treatment is initiated. Animals are given vehicle, PI3K δ inhibitor, or PI3K δ inhibitor in combination with rapamycin. Dosing is administered on days 1-6. Rats are weighed on days 1-7 following establishment of arthritis and caliper measurements of ankles taken every day. Final body weights are taken on day 7 and animals are euthanized.

[00481] This assay can be used to show that the combination treatment using PI3K δ inhibitor and rapamycin provides greater efficacy than treatment with PI3K δ inhibitor alone.

Example 41: Use of the compounds of the present invention for inhibition of tumor growth

[00482] Cell Lines. Cell lines of interest (A549, U87, ZR-75-1 and 786-O) are obtained from American Type Culture Collection (ATCC, Manassas, VA). Cells are proliferated and preserved cryogenically at early passage (e.g. passage 3). One aliquot is used for further proliferation to get enough cells for one TGI study (at about passage 9).

[00483] Animals. Female athymic nude mice are supplied by Harlan. Mice are received at 4 to 6 weeks of age. All mice are acclimated for about one day to two weeks prior to handling. The mice are housed in microisolator cages and maintained under specific pathogen-free conditions. The mice are fed with irradiated mouse chow and freely available autoclaved water is provided.

[00484] Tumor Xenograft Model. Mice are inoculated subcutaneously in the right flank with 0.01 to 0.5 ml of tumor cells (approximately 1.0×10^5 to 1.0×10^8 cells/mouse). Five to 10 days following inoculation, tumors are measured using calipers and tumor weight is calculated, for example using the animal study management software, such as Study Director V.1.6.70 (Study Log). Mice with tumor sizes of about 120 mg are pair-matched into desired groups using Study Director (Day 1). Body weights are recorded when the mice are pair-matched. Tumor volume and bodyweight measurements are taken one to four times weekly and gross observations are made at least once daily. On Day 1, compounds of the present invention and reference compounds as well as vehicle control are

administered by oral gavage or iv as indicated. At the last day of the experiment, mice are sacrificed and their tumors are collected 1-4 hours after the final dose. The tumors are excised and cut into two sections. One third of the tumor is fixed in formalin and embedded in paraffin blocks and the remaining two thirds of tumor is snap frozen and stored at -80°C.

[00485] Data and Statistical Analysis

[00486] Mean tumor growth inhibition (TGI) is calculated utilizing the following formula:

$$\text{TGI} = \left[1 - \frac{(\bar{\chi}_{\text{Treated(Final)}} - \bar{\chi}_{\text{Treated(Day1)})}{(\bar{\chi}_{\text{Control(Final)}} - \bar{\chi}_{\text{Control(Day)})}} \right] \times 100\%$$

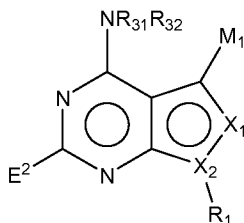
[00487] Tumors that regress from the Day 1 starting size are removed from the calculations. Individual tumor shrinkage (TS) is calculated using the formula below for tumors that show regression relative to Day 1 tumor weight. The mean tumor shrinkage of each group is calculated and reported.

$$\text{TS} = \left[1 - \frac{(\text{Tumor Weight}_{\text{(Final)}})}{(\text{Tumor Weight}_{\text{(Day1)}})} \right] \times 100\%$$

[00488] This assay can be employed to show that one or more compounds of the present invention inhibit tumor cell growth including but not limited to renal carcinoma cell growth, breast cancer cell growth, lung cancer cell growth, or glioblastoma cell growth with an IC₅₀ of less than about 10 to about 0.5 mg/kg at a once per day dosage under the conditions tested.

CLAIMS

1. A compound of Formula I



Formula I

or a pharmaceutically acceptable salt thereof, wherein:

M₁ is benzothiazolyl substituted with $-(W^2)_k-R^2$;

k, in each instance, is 0 or 1;

R₁ is -H, -L-alkyl, -L-cycloalkyl, -L-alkyl-cycloalkyl, -L-aryl, -L-heteroaryl, -L-alkylaryl, -L-alkylheteroaryl, -L-alkylheterocyclyl, -L-alkenyl, -L-alkynyl, -L-alkenyl-cycloalkyl, -L-alkynyl-cycloalkyl, or -L-heterocyclyl, each of which is unsubstituted or substituted by one or more independent R³ substituents;

L is absent, C=O, -C(=O)O-, -C(=O)NR³¹-, -S-, -S(O)-, -S(O)₂-, -S(O)₂NR³¹-, or -NR³¹-;

X₁ is N or C-E¹ and X₂ is N; or X₁ is NH or CH-E¹ and X₂ is C;

E¹ and E² are independently $-(W^1)_j-R^4$;

j, in each instance, is 0 or 1;

W¹ is -O-, -NR⁶-, -S(O)₀₋₂-, -C(O)-, -C(O)N(R⁶)-, -N(R⁶)C(O)-, -N(R⁶)S(O)-, -N(R⁶)S(O)₂-, -C(O)O-, -CH(R⁶)N(C(O)OR⁷)-, -CH(R⁷)N(C(O)R⁷)-, -CH(R⁶)N(SO₂R⁷)-, -CH(R⁶)N(R⁷)-, -CH(R⁶)C(O)N(R⁷)-, -CH(R⁶)N(R⁷)C(O)-, -CH(R⁶)N(R⁷)S(O)-, or -CH(R⁶)N(R⁷)S(O)₂-;

W² is -O-, -NR⁶-, -S(O)₀₋₂-, -C(O)-, -C(O)N(R⁶)-, -N(R⁶)C(O)-, -N(R⁶)S(O)-, -N(R⁶)S(O)₂-, -C(O)O-, -CH(R⁶)N(C(O)OR⁷)-, -CH(R⁷)N(C(O)R⁷)-, -CH(R⁶)N(SO₂R⁷)-, -CH(R⁶)N(R⁷)-, -CH(R⁶)C(O)N(R⁷)-, -CH(R⁶)N(R⁷)C(O)-, -CH(R⁶)N(R⁷)S(O)-, or -CH(R⁶)N(R⁷)S(O)₂-;

R³ and R⁴ are independently hydrogen, halogen, aryl, heteroaryl, alkyl, cycloalkyl, -alkyl-cycloalkyl, -alkylheterocyclyl, C₂₋₁₀alkenyl, or C₂₋₁₀alkynyl;

R² is hydrogen, bicyclic aryl, substituted monocyclic aryl, hetaryl, alkyl, cycloalkyl, -alkyl-cycloalkyl, -alkyl-monocyclic aryl, -alkylbicycloaryl, -alkylhetaryl, -alkylheterocyclyl, or alkenyl, alkynyl,;

R⁶ and R⁷ are each independently hydrogen, alkyl, alkenyl, aryl, heteroaryl, heterocyclyl or cycloalkyl, wherein each alkyl, alkenyl, aryl, heteroaryl, heterocyclyl or cycloalkyl is unsubstituted or substituted by one or more independent R⁸ substituents; and

R⁸ is halo, -OR³¹, -SH, NH₂, -NR³⁴R³⁵, -NR³¹R³², -CO₂R³¹, -CO₂aryl, -C(=O)NR³¹R³², C(=O)NR³⁴R³⁵, -NO₂, -CN, -S(O)₀₋₂alkyl, -S(O)₀₋₂aryl, -SO₂NR³⁴R³⁵, -SO₂NR³¹R³², alkyl, alkenyl, or alkynyl;

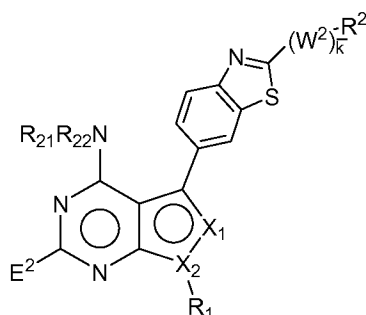
R³¹, R³², and R³³, in each instance, are independently H or alkyl; and

R³⁴ and R³⁵ are taken together with the nitrogen atom to which they are attached to form a 3-10 membered ring.

2. The compound of claim 1, wherein E² is -H.

3. The compound of claim 2, wherein L is optionally -N(R³¹)C(O)-.

4. The compound of claim 2, wherein R³ and R⁴ are optionally alkoxy, heterocyclyl, -OH, -R³¹, -CF₃, -OCF₃, -OR³¹, -NR³¹R³², -NR³⁴R³⁵, -C(O)R³¹, -CO₂R³¹, -C(=O)NR³¹R³², -C(=O)NNR³⁴R³⁵, -NO₂, -CN, -S(O)₀₋₂R³¹, -SO₂NR³¹R³², -SO₂NR³⁴R³⁵, -NR³¹C(=O)R³², -NR³¹C(=O)OR³², -NR³¹C(=O)NR³²R³³, -NR³¹S(O)₀₋₂R³², -C(=S)OR³¹, -C(=O)SR³¹, -NR³¹C(=NR³²)NR³³R³², -NR³¹C(=NR³²)OR³³, -NR³¹C(=NR³²)SR³³, -OC(=O)OR³³, -OC(=O)NR³¹R³², -OC(=O)SR³¹, -SC(=O)OR³¹, -P(O)OR³¹OR³², or -SC(=O)NR³¹R³².
5. The compound of claim 2, wherein R² is optionally-alkyl-substituted monocyclic aryl, heterocyclyl, -cycloalkyl-heterocyclyl, or -heterocyclyl-heterocyclyl.
6. The compound of claim 2, wherein W² is optionally -N(R⁶)C(O)N(R⁷)-, -CH(R⁷)C(O)-, or -NR³⁴R³⁵.
7. The compound of claim 1, wherein X₁ is N and X₂ is N.
8. The compound of claim 1, wherein X₁ is C-E¹ and X₂ is N.
9. The compound of claim 1, wherein M₁ is 5-benzothiazolyl substituted at the 2-position with -(W²)_j-R².
10. The compound of claim 1, wherein M₁ is 6-benzothiazolyl substituted at the 2-position with -(W²)_j-R².
11. The compound of claim 1, wherein -(W²)_k- is -NR⁷-, -N(R⁷)C(O)- or -N(R⁷)S(O)₂-.
12. The compound of claim 1, wherein R² is -H, alkyl, cycloalkyl, or -alkyl-cycloalkyl.
13. The compound of claim 1, wherein R₁ is alkyl, cycloalkyl or heterocyclyl.
14. A compound of Formula X



Formula X

or a pharmaceutically acceptable salt thereof, wherein:

k, in each instance, is 0 or 1;

R₁ is -H, -L-alkyl, -L-cycloalkyl, -L-alkyl-cycloalkyl, -L-aryl, -L-heteroaryl, -L-alkylaryl, -L-alkylheteroaryl, -L-alkylheterocyclyl, -L-alkenyl, -L-alkynyl, -L-alkenyl-cycloalkyl, -L-alkynyl-cycloalkyl, or -L-heterocyclyl, each of which is unsubstituted or substituted by one or more independent R³ substituents;

L is absent, C=O, -C(=O)O-, -C(=O)NR³¹-, -S-, -S(O)-, -S(O)₂-, -S(O)₂NR³¹-, or -NR³¹-;

X₁ is N or C-E¹ and X₂ is N; or X₁ is NH or CH-E¹ and X₂ is C;

E¹ and E² are independently -(W¹)_j-R⁴;

j, in each instance, is 0 or 1;

W¹ is -O-, -NR⁶-, -S(O)₀₋₂-, -C(O)-, -C(O)N(R⁶)-, -N(R⁶)C(O)-, -N(R⁶)S(O)-, -N(R⁶)S(O)₂-, -C(O)O-, -CH(R⁶)N(C(O)OR⁷)-, -CH(R⁷)N(C(O)R⁷)-, -CH(R⁶)N(SO₂R⁷)-, -CH(R⁶)N(R⁷)-, -CH(R⁶)C(O)N(R⁷)-, -CH(R⁶)N(R⁷)C(O)-, -CH(R⁶)N(R⁷)S(O)-, or -CH(R⁶)N(R⁷)S(O)₂-;

W² is -O-, -NR⁶-, -S(O)₀₋₂-, -C(O)-, -C(O)N(R⁶)-, -N(R⁶)C(O)-, -N(R⁶)S(O)-, -N(R⁶)S(O)₂-, -C(O)O-, -CH(R⁶)N(C(O)OR⁷)-, -CH(R⁷)N(C(O)R⁷)-, -CH(R⁶)N(SO₂R⁷)-, -CH(R⁶)N(R⁷)-, -CH(R⁶)C(O)N(R⁷)-, -CH(R⁶)N(R⁷)C(O)-, -CH(R⁶)N(R⁷)S(O)-, or -CH(R⁶)N(R⁷)S(O)₂-;

R², R³, and R⁴ are independently hydrogen, halogen, aryl, heteroaryl, alkyl, cycloalkyl, alkenyl, alkynyl, heteroalkyl, heterocyclyl, alkyl-aryl, -alkyl-cycloalkyl, -alkylheterocyclyl, or -alkynyl-cycloalkyl;

R⁶ and R⁷ are each independently hydrogen, alkyl, alkenyl, aryl, heteroaryl, heterocyclyl or cycloalkyl, wherein each alkyl, alkenyl, aryl, heteroaryl, heterocyclyl or cycloalkyl is unsubstituted or substituted by one or more independent R⁸ substituents; and

R⁸ is halo, -OR³¹, -SH, NH₂, -NR³⁴R³⁵, -NR³¹R³², -CO₂R³¹, -CO₂aryl -C(=O)NR³¹R³², C(=O)NR³⁴R³⁵, -NO₂, -CN, -S(O)₀₋₂alkyl, -S(O)₀₋₂aryl, -SO₂NR³⁴R³⁵, -SO₂NR³¹R³², alkyl, alkenyl, or alkynyl;

R³¹, R³², and R³³, in each instance, are independently H or alkyl; and

R³⁴ and R³⁵ are taken together with the nitrogen atom to which they are attached to form a 3-10 membered ring.

15. The compound of claim 1, wherein E² is -H.

16. The compound of claim 2, wherein L is optionally -N(R³¹)C(O)-.

17. The compound of claim 2, wherein R³ and R⁴ are optionally alkoxy, -OH, -R³¹, -CF₃, -OCF₃, -OR³¹, -NR³¹R³², -NR³⁴R³⁵, -C(O)R³¹, -CO₂R³¹, -C(=O)NR³¹R³², -C(=O)NNR³⁴R³⁵, -NO₂, -CN, -S(O)₀₋₂R³¹, -SO₂NR³¹R³², -SO₂NR³⁴R³⁵, -NR³¹C(=O)R³², -NR³¹C(=O)OR³², -NR³¹C(=O)NR³²R³³, -NR³¹S(O)₀₋₂R³², -C(=S)OR³¹, -C(=O)SR³¹, -NR³¹C(=NR³²)NR³³R³², -NR³¹C(=NR³²)OR³³, -NR³¹C(=NR³²)SR³³, -OC(=O)OR³³, -OC(=O)NR³¹R³², -OC(=O)SR³¹, -SC(=O)OR³¹, -P(O)OR³¹OR³², or -SC(=O)NR³¹R³².

18. The compound of claim 2, wherein R² is optionally -cycloalkyl-heterocyclyl, or -heterocyclyl-heterocyclyl.

19. The compound of claim 2, wherein W² is optionally -N(R⁶)C(O)N(R⁷)-, -CH(R⁷)C(O)-, or -NR³⁴R³⁵.

20. The compound of claim 30, wherein X₁ is N and X₂ is N.

21. The compound of claim 30, wherein X₁ is C-E¹ and X₂ is N.

22. The compound of claim 1, wherein -(W²)_k- is -NR⁷-, -N(R⁷)C(O)- or -N(R⁷)S(O)₂-.

23. The compound of claim 1, wherein R² is -H, alkyl, cycloalkyl, or -alkyl-cycloalkyl.

24. The compound of claim 1, wherein R₁ is alkyl, cycloalkyl or heterocyclyl.

25. The compound of any one of the preceding claims wherein the compound inhibits a protein kinase.

26. The compound of any one of claims 1-24 wherein the compound inhibits a lipid kinase.

27. The compound of any one of claims 1-24 wherein the compound inhibits a protein kinase and a lipid kinase.

28. The compound of claim any one of claims 1-24 wherein the compound inhibits mTorC1 and/or mTorC2.

29. A pharmaceutical composition comprising a compound of any one of the preceding claims and a pharmaceutically acceptable carrier.

30. A method of inhibiting activity of a protein kinase and/or a lipid kinase present in a cell, comprising; contacting said cell with an effective amount of a compound of any one of claims 1-24.

31. The method of claim 30 wherein the inhibiting takes place in a subject suffering from a disorder selected from the group consisting of cancer, bone disorder, inflammatory disease, immune disease, nervous system disease, metabolic disease, respiratory disease, and cardiac disease.

32. The method of claim 30 further comprising administering a second therapeutic agent.

33. A method for inhibiting cell proliferation comprising contacting a cell with a compound of any one of claims 1-24 that selectively inhibits mTorC1 and/or mTorC2 activity relative to one or more type I phosphatidylinositol 3-kinases (PI3-kinase) ascertained by an *in vitro* kinase assay, wherein the one or more type I PI3-kinase is selected from the group consisting of PI3-kinase α, PI3-kinase β, PI3-kinase γ, and PI3-kinase δ.

34. A method of ameliorating a medical condition mediated by mTorC1 and/or mTorC2, comprising administering to a subject in need thereof a therapeutically effective amount of a compound of any one of claims 1-24 that

selectively inhibits mTorC1 and/or mTorC2 activity relative to one or more type I phosphatidylinositol 3-kinases (PI3-kinase) as ascertained in a cell-based assay or an *in vitro* kinase assay, wherein the one or more type I PI3-kinase is selected from the group consisting of PI3-kinase α , PI3-kinase β , PI3-kinase γ , and PI3-kinase δ .

Pharmacokinetics parameters of compound 4 in Table 5 when tested in CD-1 mice following intravenous or oral administration
 NA: Not applicable

Treatment	AUC _(0-∞) μg/L*hr	AUC _(0-∞) μg/L*hr	MRT _(0-∞) hr	t _{1/2z} hr	T _{max} hr	V _z L/kg	CL _z L/hr/kg	C _{max} μg/L	F %
IV-2mg/kg	472.68	479.72	0.82	0.65	0.08	3.89	4.17	555.05	207.2
PO-10mg/kg	4845.64	4971.20	2.86	1.62	0.50	NA	NA	1646.71	5

Figure 1

Absorption Distribution Metabolism and Excretion Data

Comp ID	Plasma Stability Mean Parent Remaining (%)	Chemical Stability Mean Parent Remaining (%)	Mean Permeability (TC7, PH 7.4/7.4) (10 ⁻⁶ cm/s)		Mean of % protein bound	K ⁺ Channel (hERG)% Inhibition of Tail current			Solubility (PBS, PH 7.4)	Human Liver Microsome Stability (min)
			A→B	B→A		10 μM	1 μM	0.1 μM		
Compound 4 in Table 5	101	102	35.3	38.5	87.8	33.2	10.7	4.7	8.5	>60
Compound 3 in Table 1	95								184.7	

Figure 2

**Kinase
profiling
data**

	Compound 4 in Table 5	Compound 4 in Table 5	Compound 3 in Table 5	Compound 3 in Table 5
Abi(h)	+++	+++	++	+++
Aurora-A(h)	+++	+++	++	++
Adi(h)	++	+++	+	++
Bmx(h)	+++	+++	++	+++
BTk(h)	+	++	+	++
CDK2/cyclinA(h)	+	++	+	+++
CDK2/cyclin T1(h)	++	+++	+	++
CKI1(h)	+++	+++	+++	+++
CK2(h)	+	+	+	+
ckl(h)	+	++	+	+
c-RAF(h)	++	+++	++	++
cSRC(h)	+	++	+	++
EGFR(h)	+	+	+	+
EphA2(h)	+	++	++	++
EphB2(h)	+	+	+	+
FAK(h)	++	++	++	+++
Flt3(h)	++	+++	++	+++
Fms(h)	+++	+++	+	++
GRK2(h)	+	+	+	++
IGF-1R(h)	++	++	++	+++
IKKα(h)	+	+	+	+
IR(h)	++	+++	+	+++
Ilk(h)	++	+++	++	++
JAK2(h)	++	+++	++	+++
KDR(h)	+++	+++	++	+++
Lck(h)	++	+++	++	+++
MAPK2(h)	+	+	+	++
Me(h)	++	+++	+	++
MST3(h)	+	+	+	+
NER2(h)	++	+++	+	+++
p70S6(h)	+	++	+	++
PAK3(h)	++	+++	+	++
PDGFRα(h)	+	++	+	+++
PDK1(h)	+	+	+	++
Pim-1(h)	+	+	+	++
PKA(h)	+	+	+	++
PKBα(h)	+	+	+	+
PKCβ(h)	++	++	++	++
Plk1(h)	++	+++	+	++
Raf(h)	+++	+++	++	+++
Ron(h)	++	+++	++	++
Rsk1(h)	+++	+++	++	++
SAPK2α(h)	+	+	+	+
Syk(h)	++	+++	+	++
Tie(h)	++	+++	+++	+++
ZAP-70(h)	+	++	+	+

Figure 3