



US00D635581S

(12) **United States Design Patent**
Blike et al.

(10) **Patent No.:** **US D635,581 S**

(45) **Date of Patent:** **** Apr. 5, 2011**

(54) **COMPUTER MONITOR OR DISPLAY PANEL WITH DISPLAY ICON FOR PULMONARY FUNCTION**

(75) Inventors: **George T. Blike**, Grantham, NH (US);
M. Christina De Mur, North Andover, MA (US)

(73) Assignee: **Draeger Medical Systems, Inc.**,
Andover, MA (US)

(**) Term: **14 Years**

(21) Appl. No.: **29/334,527**

(22) Filed: **Mar. 27, 2009**

(51) **LOC (9) Cl.** **32-00**

(52) **U.S. Cl.** **D14/491**

(58) **Field of Classification Search** D14/485-495;
715/700-867

See application file for complete search history.

(56) **References Cited**

U.S. PATENT DOCUMENTS

D344,032	S	*	2/1994	Polizzotto	D10/99
D420,340	S	*	2/2000	Bailer et al.	D14/486
6,234,963	B1	*	5/2001	Blike et al.	600/300
6,471,658	B1	*	10/2002	Daniels et al.	600/538
D465,167	S	*	11/2002	Hayashi et al.	D10/98
6,667,726	B1	*	12/2003	Damiani et al.	345/1.1
D550,228	S	*	9/2007	Bandman et al.	D14/486
D552,121	S	*	10/2007	Carl et al.	D14/488
D552,122	S	*	10/2007	Carl et al.	D14/488
D563,977	S	*	3/2008	Carl et al.	D14/488
D590,410	S	*	4/2009	Wall et al.	D14/486
D591,692	S	*	5/2009	Drews et al.	D13/162
D592,153	S	*	5/2009	Engel et al.	D13/162
D592,154	S	*	5/2009	Drews et al.	D13/162

D592,156	S	*	5/2009	Drews et al.	D13/162
7,662,106	B2	*	2/2010	Daniels et al.	600/532
D614,634	S	*	4/2010	Nilsen	D14/486
2003/0216621	A1	*	11/2003	Alpert et al.	600/300
2005/0139213	A1	*	6/2005	Blike	128/205.23
2010/0050085	A1	*	2/2010	Blike et al.	715/738

* cited by examiner

Primary Examiner — Cathron C Brooks

Assistant Examiner — Deanna Fluegeman

(74) *Attorney, Agent, or Firm* — Rissman, Hendricks & Oliverio, LLP

(57) **CLAIM**

The ornamental design for a computer monitor or display panel with display icon for pulmonary function, as shown and described.

DESCRIPTION

FIG. 1 is a front view of the computer monitor or display panel with display icon for pulmonary function according to my new design;

FIG. 2 is a front view of the second embodiment thereof;

FIG. 3 is a front view of the third embodiment thereof; and,

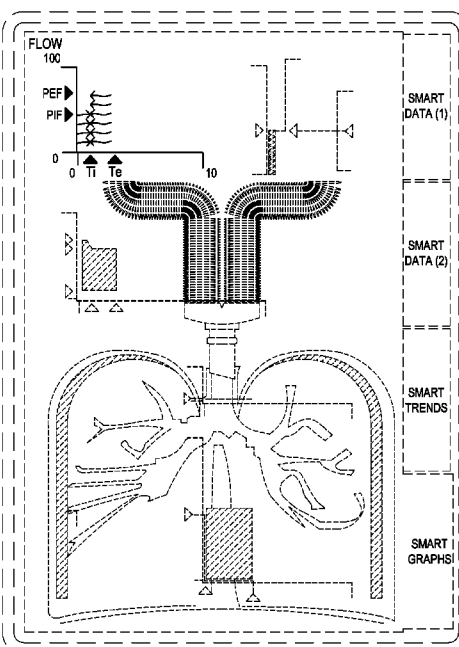
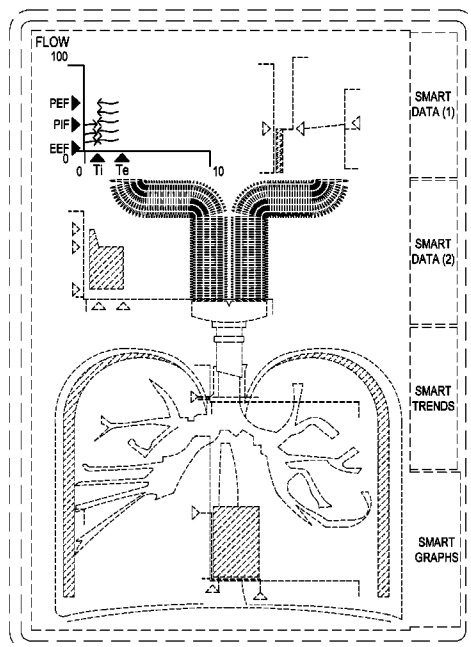
FIG. 4 is a front view of the fourth embodiment thereof.

The claimed design is directed to a computer-generated icon, shown in the upper left corner of a display screen, representing a respiratory flow under different physiological conditions.

The broken line showing of the computer monitor or display panel and the broken line showing of portions of the display icon for pulmonary function represent unclaimed environment and form no part of the claimed design.

Graphic display of pulmonary functions, such as flow rate, in form of an icon on a display screen during a medical evaluation or procedure.

1 Claim, 4 Drawing Sheets



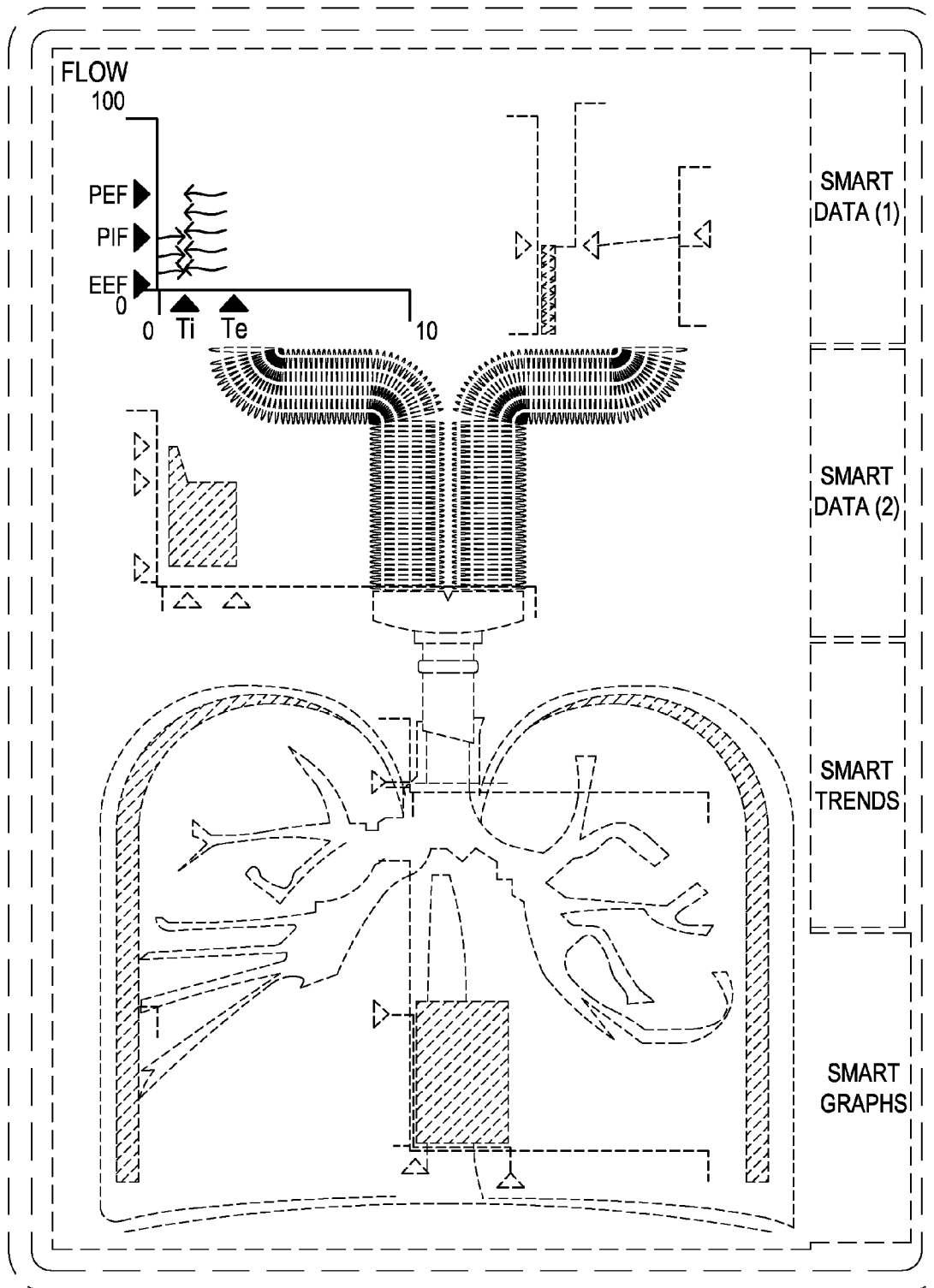
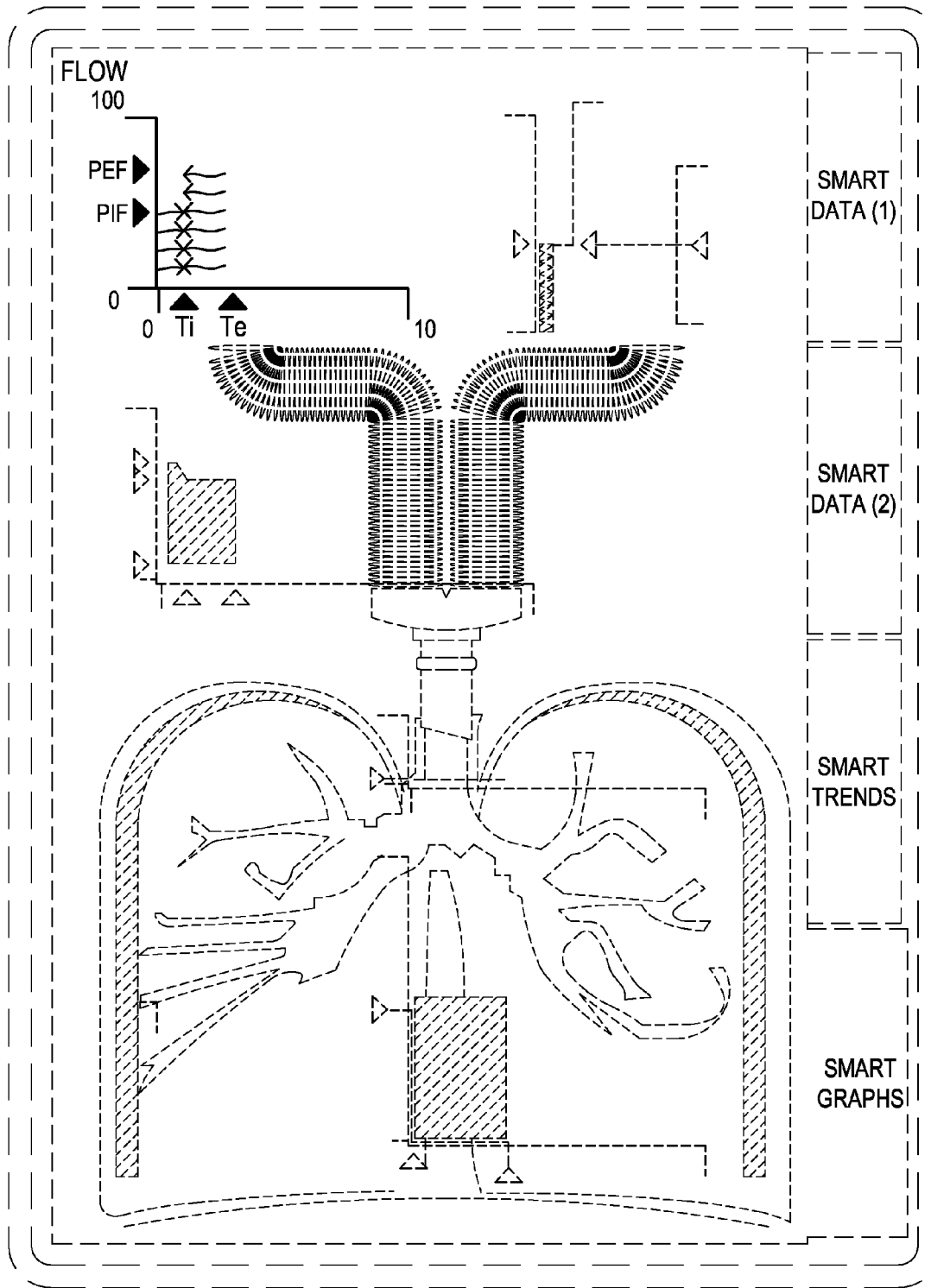


FIG. 1



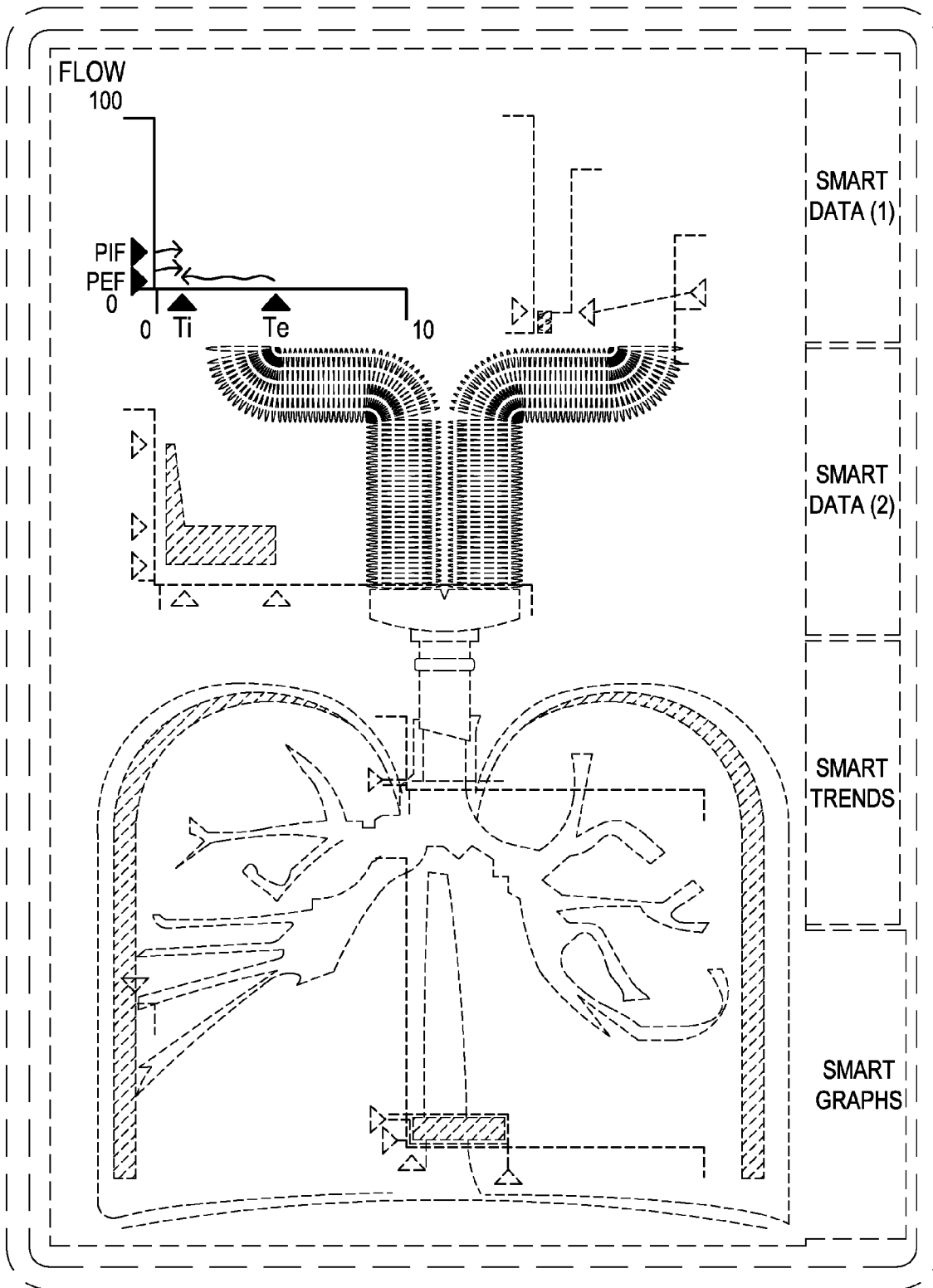


FIG. 3

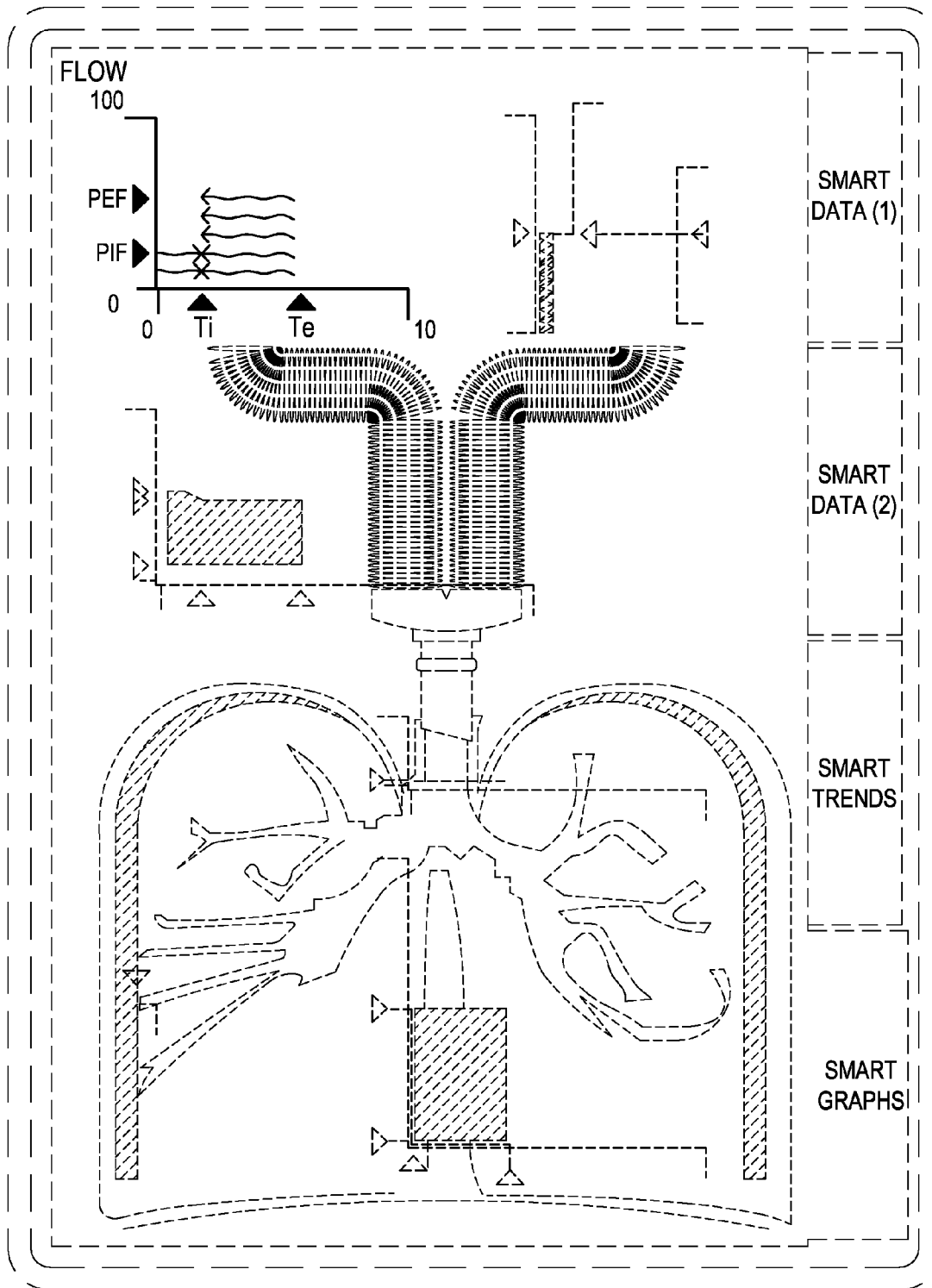


FIG. 4