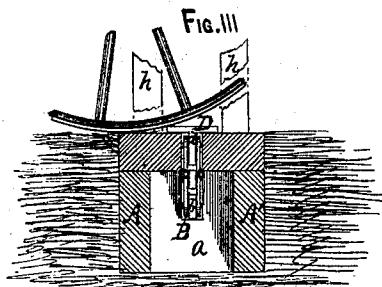
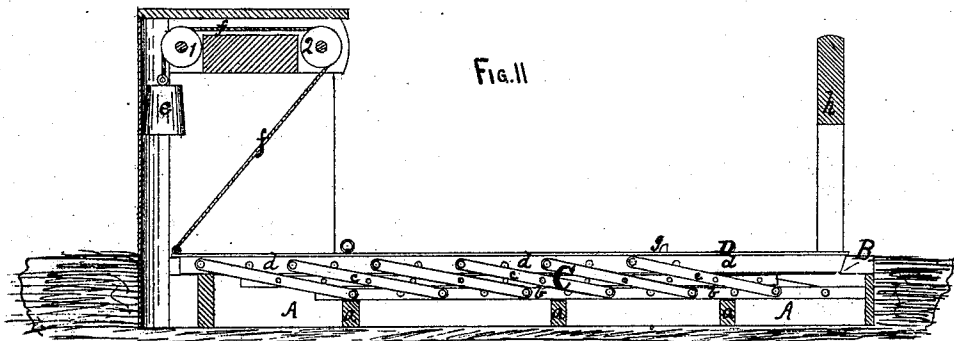
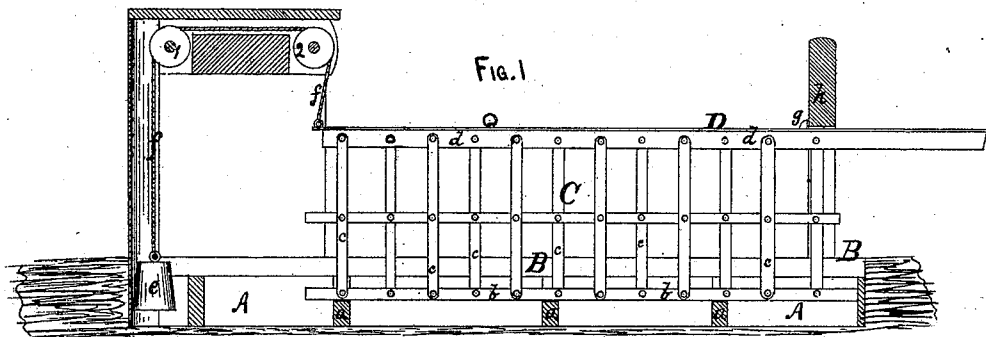


H. B. Grindall,

Gate

No. 111,322.

Patented Jan. 31. 1871.



Witnesses.
J. R. Drake
C. H. Woodward.

Hosea T. Grindall—Inventor.

J. Fraser & Co. attys.
Buffalo N.Y.

United States Patent Office.

HOSEA BALLOU CRANDALL, OF BROCTON, NEW YORK.

Letters Patent No. 111,322, dated January 31, 1871.

IMPROVEMENT IN GATES.

The Schedule referred to in these Letters Patent and making part of the same.

To all whom it may concern :

Be it known that I, HOSEA BALLOU CRANDALL, of Brocton, in the county of Chautauqua and State of New York, have invented a certain new and useful Improvement in Gates, of which the following is a specification.

Nature of the Invention.

This invention relates to drop-folding gates; and consists mainly in the adaptation of a broad flange to such gates covering the slot into which the gate falls, and the arrangement of parts necessary to effect this object.

General Description.

In the drawing—

Figure 1 is a sectional elevation, showing the gate raised.

Figure 2 is a similar view showing it lowered.

Figure 3, a cross-section of the platform, with the gate folded therein.

A A are side-pieces, forming the hollow platform or bed, B, into which the gate C folds down diagonally through a slot made therein. This bed is without a bottom, so as to allow snow, &c., to sink into the ground and not interfere with the working of the gate.

Notched cross-pieces, *a a*, receive and hold the lower or stationary bar *b* of the gate, to which the bottoms of the slats *c* are pivoted.

The tops are pivoted to a bar, *d*.

On top of bar *d* is fastened a flat, wide flange, D,

made longer than the gate, which flange serves the double purpose of covering over or bridging the slot or bed when the gate drops into it, keeping out dirt and water, and also protecting the gate from injury from wheels passing over it.

A ring, or its equivalent, fastened in the top of the gate, enables any one to readily raise or lower it by hand; but to aid this pulleys, 1 2, with a weight, *e*, and rope or chain, *f*, attached, can be used.

A pin or stop, *g*, or equivalent device, is arranged on the top of the gate, so as to strike a post, *h*, when the gate is exactly upright, to prevent its falling the other way.

I am aware that gates which fold into a slot in the roadway have been used; also, that a broad flange has been used to cover the slot in gates which drop vertically into the slot. I do not claim these.

Claim.

What I claim as my invention, and desire to secure by Letters Patent, is—

The arrangement, with the folding gate C and slotted platform B, of the elongated flange D and stop *g*, when constructed and operating as herein shown and described.

In witness whereof I have hereunto signed my name in the presence of two subscribing witnesses.

HOSEA B. CRANDALL.

Witnesses:

J. R. DEAKE,

C. N. WOODWARD.