



US00D757233S

(12) **United States Design Patent**
Vaz et al.

(10) **Patent No.:** **US D757,233 S**

(45) **Date of Patent:** **** May 24, 2016**

(54) **MALE HOSE FITTING**

(71) Applicant: **TEKNOR APEX COMPANY,**
Pawtucket, RI (US)

(72) Inventors: **David Vaz,** Riverside, RI (US); **Mark
Buchan,** Norton, MA (US)

(73) Assignee: **TEKNOR APEX COMPANY,**
Pawtucket, RI (US)

(**) Term: **14 Years**

(21) Appl. No.: **29/524,955**

(22) Filed: **Apr. 24, 2015**

(51) **LOC (10) Cl.** **23-01**

(52) **U.S. Cl.**
USPC **D23/262**

(58) **Field of Classification Search**
USPC D23/259–266, 269, 213; D24/129
CPC F16L 37/088; F16L 37/0841; Y10S
285/921; A61M 2039/1027
See application file for complete search history.

(56) **References Cited**

U.S. PATENT DOCUMENTS

1,104,508	A	7/1914	Huthsing	
D231,928	S *	6/1974	Nelson	D23/213
D254,505	S *	3/1980	Parsons	D23/262
4,477,109	A *	10/1984	Kleuver	F16L 37/06 285/110
4,541,657	A *	9/1985	Smyth	F16L 37/086 285/305
D283,342	S *	4/1986	Tisserat	D23/262
5,285,561	A *	2/1994	Manning	F16L 33/2076 29/417
D383,378	S *	9/1997	Schrader	D23/262
D392,722	S *	3/1998	Kurz	D23/262
6,113,153	A	9/2000	Yang	
6,948,527	B2	9/2005	Ragner et al.	
7,168,451	B1	1/2007	Dundas	

7,549,448	B2	6/2009	Ragner et al.	
D613,780	S	4/2010	Henry et al.	
D631,351	S *	1/2011	Coon	D9/453
7,971,617	B2	7/2011	Henry et al.	
7,975,633	B2	7/2011	Henry et al.	
D645,632	S	9/2011	Henry et al.	
D648,502	S	11/2011	Henry et al.	
D648,503	S	11/2011	Henry et al.	
D650,052	S *	12/2011	Drenth	D23/269
8,141,609	B2	3/2012	Henry et al.	
8,211,262	B2	7/2012	Henry et al.	
D666,644	S	9/2012	Henry	
8,272,420	B2	9/2012	Henry	
8,291,941	B1	10/2012	Berardi	
8,291,942	B2	10/2012	Berardi	
8,359,991	B2	1/2013	Henry et al.	
8,371,143	B2	2/2013	Ragner	
D679,784	S *	4/2013	Meyer	D23/262

(Continued)

FOREIGN PATENT DOCUMENTS

GB	904638	8/1962
GB	1017331	1/1966

(Continued)

Primary Examiner — George D Kirschbaum

Assistant Examiner — Amy Wierenga

(74) *Attorney, Agent, or Firm* — Hudak, Shunk & Farine Co.
LPA

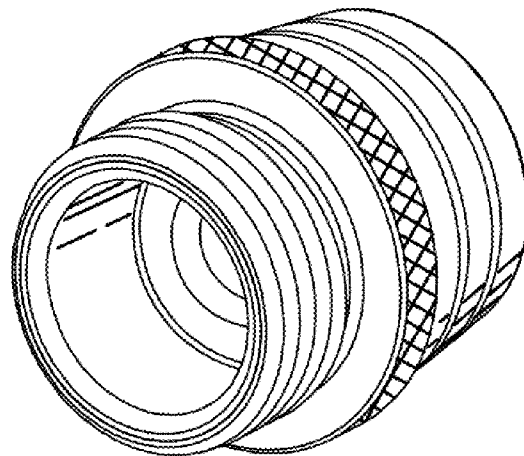
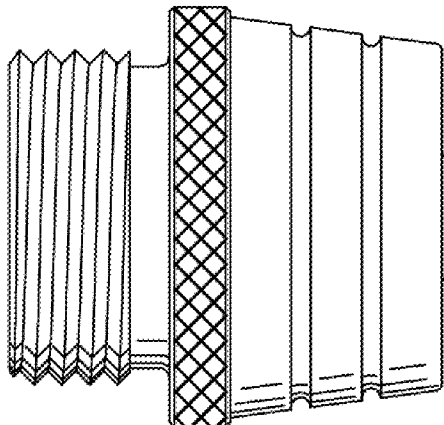
(57) **CLAIM**

The ornamental design for a male hose fitting, as shown and described.

DESCRIPTION

FIG. 1 is a side view of a male hose fitting, wherein the opposite side is a mirror image thereof;
FIG. 2 is a rear side perspective view of FIG. 1;
FIG. 3 is a front side perspective view of FIG. 1;
FIG. 4 is a front view of FIG. 1; and,
FIG. 5 is a rear view of the hose fitting.

1 Claim, 1 Drawing Sheet



(56)

References Cited

U.S. PATENT DOCUMENTS

8,453,701 B2 6/2013 Henry
 8,479,776 B2 7/2013 Berardi
 D687,528 S * 8/2013 Meyer D23/262
 D691,261 S * 10/2013 Kawamura D24/130
 D693,393 S 11/2013 Henry
 D705,284 S 5/2014 Nussbaum
 D705,285 S 5/2014 Nussbaum
 D706,904 S * 6/2014 Faraon Chaul Huerta ... D23/233
 8,757,213 B2 6/2014 Berardi
 8,776,836 B2 7/2014 Ragner et al.
 8,826,838 B2 9/2014 Henry et al.
 D714,935 S * 10/2014 Nishioka D24/130
 D717,406 S * 11/2014 Stanley D23/259
 D717,848 S 11/2014 Henry et al.
 8,936,046 B2 1/2015 Ragner
 D722,681 S 2/2015 Berardi
 8,951,380 B2 2/2015 Henry
 D723,669 S 3/2015 Berardi
 D724,186 S 3/2015 Berardi
 9,022,076 B2 5/2015 Ragner et al.
 D736,914 S * 8/2015 Schultz D24/129
 D744,563 S * 12/2015 Hassan D15/144
 2011/0083787 A1 4/2011 Henry

2012/0227363 A1 9/2012 Nussbaum
 2013/0098887 A1 4/2013 Henry
 2013/0113205 A1 5/2013 Berardi
 2014/0124125 A1 5/2014 Nussbaum et al.
 2014/0124127 A1 5/2014 Henry
 2014/0124136 A1 5/2014 Nussbaum
 2014/0130930 A1 5/2014 Ragner
 2014/0150889 A1 6/2014 Ragner
 2014/0305586 A1 10/2014 Hupp, Sr.
 2014/0305587 A1 10/2014 Henry
 2014/0307987 A1 10/2014 Henry
 2014/0345734 A1 11/2014 Berardi
 2014/0374020 A1 12/2014 Warnock, II
 2015/0007902 A1 1/2015 Ragner
 2015/0041016 A1 2/2015 Ragner
 2015/0129042 A1 5/2015 Ragner
 2015/0219259 A1 * 8/2015 Weems F16L 33/30
 2015/0219260 A1 * 8/2015 Kury F16L 33/2076
 285/272
 285/256

FOREIGN PATENT DOCUMENTS

WO 2014169057 A1 10/2014
 WO 2015023592 A1 2/2015

* cited by examiner

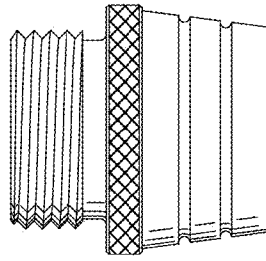


FIG. 1

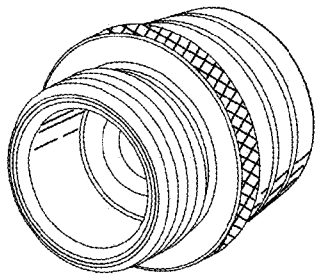


FIG. 2

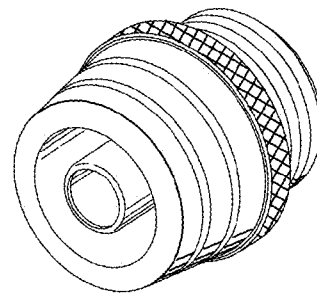


FIG. 3

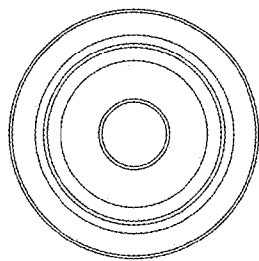


FIG. 4

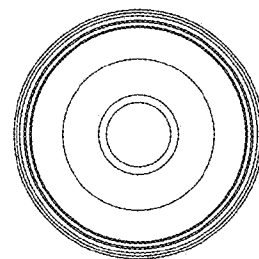


FIG. 5