

CONVENTION

65 6 246

AUSTRALIA

Patents Act 1990

REQUEST FOR A STANDARD PATENT

AND NOTICE OF ENTITLEMENT

The Applicant identified below requests the grant of a patent to the nominated person identified below for an invention described in the accompanying standard complete patent specification.

[70,71]Applicant and Nominated Person:

Imperial Chemical Industries PLC

Imperial Chemical House, Millbank, London SW1P 3JF, UNITED KINGDOM

[54]Invention Title:

CATHODE FOR USE IN ELECTROLYTIC CELL

[72]Actual Inventors:

Eric Paul

Paul Michael Hayes

Mary Jane Mockford

Frank Rourke

[74]Address for Service:

PHILLIPS ORMONDE & FITZPATRICK

367 Collins Street

Melbourne 3000 AUSTRALIA

[31,33,32]

Details of basic application(s):-

9126534.8 UNITED KINGDOM

GB 13 December 1991

9126536.3 UNITED KINGDOM

GB 13 December 1991

Applicant states the following:

1. The nominated person is the assignee of the actual inventor(s)

2. The nominated person is

- the applicant

~~- the assignee of the applicant~~

~~- authorised to make this application by the applicant~~  
of the basic application.

3. The basic application(s) was/were the first made in a convention country in respect of the invention.

The nominated person is not an opponent or eligible person described in Section 33-36 of the Act.

30 November 1992

Imperial Chemical Industries PLC

By PHILLIPS ORMONDE & FITZPATRICK

Patent Attorneys

By

Our Ref : 312121

5999q

David B Fitzpatrick

M 041417 301192



AU922971i

(12) PATENT ABRIDGMENT (11) Document No. AU-B-29711/92  
(19) AUSTRALIAN PATENT OFFICE (10) Acceptance No. 656246

(54) Title  
CATHODE FOR USE IN ELECTROLYTIC CELL

International Patent Classification(s)  
(51)<sup>5</sup> C25B 011/06 C23C 028/02

(21) Application No. : 29711/92

(22) Application Date : 30.11.92

(30) Priority Data

(31) Number	(32) Date	(33) Country
9126534	13.12.91	GB UNITED KINGDOM
9126536	13.12.91	GB UNITED KINGDOM

(43) Publication Date : 17.06.93

(44) Publication Date of Accepted Application : 27.01.95

(71) Applicant(s)  
IMPERIAL CHEMICAL INDUSTRIES PLC

(72) Inventor(s)  
ERIC PAUL; PAUL MICHAEL HAYES; MARY JANE MOCKFORD; FRANK ROURKE

(74) Attorney or Agent  
PHILLIPS ORMONDE & FITZPATRICK, 367 Collins Street, MELBOURNE VIC 3000

(56) Prior Art Documents  
US 5021304  
US 4342792

(57) Claim

1. An electrode suitable for use as a cathode in an electrolytic cell which electrode includes a metallic substrate and a coating thereon, said coating having at least an outer layer which includes at least 10% cerium oxide as measured by X-ray diffraction analysis (XRD) and at least one non-noble Group 8 metal.

6. A process for the preparation of an electrode as claimed in Claim 1 including the steps of (A) applying an interim coating to the metallic substrate by plasma spraying an intermetallic compound of cerium and a non-noble Group 8 metal and (B) heating the electrode bearing the interim coating in a non-oxidising atmosphere.

17. An electrode suitable for use as a cathode in an electrolytic cell which electrode includes a metallic substrate and a coating thereon, said electrode being prepared by a process as claimed in any one of Claims 6 to 16.

AUSTRALIA

Patents Act

65 6246

**COMPLETE SPECIFICATION  
(ORIGINAL)**

Application Number:  
Lodged:

Class

Int. Class

Complete Specification Lodged:  
Accepted:  
Published:

Priority

Related Art:

Name of Applicant:

Imperial Chemical Industries PLC

Actual Inventor(s):

Eric Paul  
Paul Michael Hayes  
Mary Jane Mockford  
Frank Rourke

Address for Service:

**PHILLIPS ORMONDE & FITZPATRICK**  
Patent and Trade Mark Attorneys  
367 Collins Street  
Melbourne 3000 AUSTRALIA

Invention Title:

**CATHODE FOR USE IN ELECTROLYTIC CELL**

Our Ref : 312121  
POF Code: 1453/1453

The following statement is a full description of this invention, including the best method of performing it known to applicant(s):

## CATHODE FOR USE IN ELECTROLYTIC CELL

This invention relates to a cathode for use in an electrolytic cell, and in particular to a cathode which has a low hydrogen over-voltage when used in the electrolysis of water or aqueous solutions, e.g. aqueous alkali metal chloride solutions.

The voltage at which a solution may be electrolysed at a given current density is made up of and is influenced by a number of features, namely the theoretical electrolysing voltage, the over-voltages at the anode and cathode, the resistance of the solution which is electrolysed, the resistance of the diaphragm or membrane, if any, positioned between the anode and cathode, and the resistance of the metallic conductors and their contact resistances.

As the cost of electrolysis is proportional to the voltage at which electrolysis is effected, and in view of the high cost of electrical power, it is desirable to reduce the voltage at which a solution is electrolysed to as low as a value as possible. In the electrolysis of water or aqueous solutions there is considerable scope for achieving such a reduction in the electrolysing voltage by reducing the hydrogen over-voltage at the cathode.

There have been many prior proposals of means of achieving such a reduction in hydrogen over-voltage.

For example, it is known that the hydrogen over-voltage at a cathode may be reduced by increasing the surface area of the cathode, e.g. by etching the surface of the cathode in an acid, or by grit-blasting the surface of the cathode, or by coating the surface of the cathode with mixture of metals, e.g. a mixture of nickel and aluminium, and selectively leaching one of the metals, e.g. aluminium, from the coating.

Other methods of achieving a low hydrogen over-voltage cathode which have been described involve coating the surface of a cathode with an electrocatalytically-active material which comprises a platinum group metal and/or an oxide thereof. Examples of such prior disclosures include the following.

US Patent 4100049 discloses a cathode comprising a substrate of iron, nickel, cobalt or alloys thereof and a coating of a mixture of a precious metal oxide, particularly palladium oxide, and a valve metal oxide particularly zirconium oxide.

British Patent 1511719 discloses a cathode comprising a metal substrate, which may be ferrous metal, copper or nickel, a coating of cobalt, and a further coating consisting of ruthenium.

Japanese Patent Publication 54090080 discloses pre-treating an iron cathode with perchloric acid followed by sinter coating the cathode with cathode active substances which may be ruthenium, iridium, iron or nickel in the form of the metal or a compound of the metal.

Japanese Patent Publication 54110983 discloses a cathode, which may be of mild steel, nickel or nickel alloy, and a coating of a dispersion of nickel or nickel alloy particles and a cathode activator which comprises one or more of platinum, ruthenium, iridium, rhodium, palladium or osmium metal or oxide.

Japanese Patent Publication 53010036 discloses a cathode having a base of a valve metal and a coating of an alloy of at least one platinum group metal and a valve metal, and optionally a top coating of at least one platinum group metal.

European Patent 0 129 374 describes a cathode which comprise a metallic substrate and a coating

having at least an outer layer of a mixture of at least one platinum group metal and at least one platinum group metal oxide in which the platinum group metal in the mixture with the platinum group metal oxide comprises from 2% to 30% by weight of the mixture.

The present invention relates to a cathode for use in an electrolytic cell which has a low hydrogen over-voltage when used in the electrolysis of water or aqueous solutions and which does not depend for its effectiveness on the presence of a coating containing a platinum group metal or an oxide thereof, such metals and oxides being relatively expensive.

Furthermore, we have found surprisingly that where an interim coating is applied by air plasma spraying at ambient pressure (hereinafter referred to for convenience as "APS") and the electrode coated with the interim coating is heated in a non-oxidising atmosphere a cathode operating at low hydrogen over-voltage for a prolonged period of time, at least 12 months, say, may be prepared (hereinafter referred to for convenience as "durable electrode"). Such durable electrodes are also resistant to the effects of so-called "cell short-circuit stoppage", that is cell short-circuit stoppage has little adverse effect on the hydrogen over-voltage.

It is well known that cell short-circuit stoppage and "switch-off" separately lead to corrosion of cathodes, for example as described in EP 0,222,911 and EP 0,413,480 respectively. In EP 0,413,480 it has been suggested that the incorporation of metallic titanium and/or zirconium into the coating would reduce such corrosion and in EP 0,405,559 it has been suggested that incorporation of nickel Misch metal, stabilised a Raney nickel coating against corrosion.

The first aspect of the present invention provides an electrode suitable for use as a cathode in an electrolytic cell which electrode comprises a metallic substrate and a coating thereon having at least an outer layer comprising a cerium oxide and at least one non-noble Group 8 metal. The electrode will hereinafter be referred to as a cathode.

In the electrode according to the first aspect of the present invention cerium oxide provides at least 10% and preferably at least 20% as measured by X-ray diffraction analysis (XRD) of the coating.

We do not exclude the possibility that a small amount, say less than 10% by XRD of a non-noble Group 8 metal oxide may be present in the coating, eg NiO.

The electrode according to the first aspect of the present invention may be prepared by a process comprising the step of plasma spraying, preferably by APS an intermetallic compound of cerium and nickel.

The second aspect of the present invention provides a process for the preparation of an electrode as defined in the first aspect of the present invention which process comprises the steps of (A) applying an interim coating to the metallic substrate by APS and (B) heating the electrode bearing the interim coating in a non-oxidising atmosphere.

However, we do not exclude the possibility that the electrode according to the first aspect of the present invention may be prepared by (a) the APS of an intermetallic compound of cerium and at least one non-noble Group 8 metal onto the substrate, directly or (b) by heat treatment of known intermetallic coatings, or (c) thermal spraying of a mixture of cerium oxide and nickel.

A further aspect of the present invention provides an electrode for use as a cathode in an



electrolytic cell which electrode comprises a metallic substrate and a coating thereon having at least an outer layer prepared by a process involving the step of APS an intermetallic compound of cerium and nickel and the further step of heating the electrode bearing the interim coating in a non-oxidising atmosphere.

As examples of non-oxidising atmospheres may be mentioned inter alia a vacuum, a reducing gas, eg hydrogen, or preferably an inert gas, eg argon, or mixtures thereof, eg heating in argon followed by vacuum treatment at elevated temperature.

The interim coating produced in Step A of the process according to the present invention typically comprises about 10% by XRD of an intermetallic compound, eg  $CeNi_x$ , wherein x has the meaning hereinafter ascribed to it. We have found that electrodes comprising such an interim coating often have a low hydrogen over-voltage.

Furthermore, we have found that low hydrogen over-voltage electrodes may be prepared by the low pressure plasma-spraying (hereinafter referred to for convenience as "LPPS") of an intermetallic compound of cerium and nickel. Coatings prepared by LPPS tend to comprise cerium oxide, non-noble Group 8 metal, preferably Ni, and at least 20% by XRD of an intermetallic compound of Ce and a non-noble Group 8 metal, eg  $CeNi_x$ .

We do not exclude the possibility that the interim coating in the preparation of the electrode according to the first aspect of the present invention may be prepared by an alternative melt-spraying process, eg low pressure plasma spraying; or baking, eg spray-bake; or composite plating, eg in a Watts bath heated to at least 300°C.



The interim coating comprises cerium oxide, a non-noble Group 8 metal and oxide thereof and an intermetallic compound of cerium and the non-noble Group 8.

5 We are aware of certain prior disclosures in which the use of intermetallic compounds as a low hydrogen over-voltage cathode coating has been described.

10 Doklady Akad Nauk SSSR 1984, vol 276 No 6 pp1424-1426, describes a study of the electrochemical properties of an electrode which is a copper or nickel screen to which a mixture of an intermetallic compound  $\text{LaNi}_5$ ,  $\text{CeCo}_3$ , or  $\text{CeNi}_3$  and a fluoropolymer is pressed and thermally treated under vacuum. The electrode of the present invention does not require the use of a fluoropolymer binder for the intermetallic compound. Furthermore, the electrochemical properties of the electrodes of the reference are said to be related to the electrode material as a whole since they will be influenced by the properties of the binder and its proportions.

20 In the proceedings of a symposium on Electrochemical Engineering in the Chlor-alkali and Chlorate Industries, The Electrochemical Society, 1988 pp184-194, there is described the use of a coated electrode in which the coating comprises  $\text{LaNi}_5$  and a non-electroactive bonding agent or sintered particulate  $\text{LaNi}_5$  or a sintered mixture of particulate  $\text{LaNi}_5$  and Ni powder.

30 Journal of Applied Electrochemistry vol 14, 1984, pp107-115 describes a cathode for use in a chlor-alkali electrolytic cell in which the cathode comprises a steel or nickel substrate and a plasma-sprayed nickel coating on the substrate.

## Published European patent application

No 0 089 141 describes a cathode which comprises a hydrogenated species of an  $AB_n$  material including an  $AB_5$  phase, wherein A is a rare earth metal or calcium, or two or more of these elements, of which up to 0.2 atoms in total may be replaced atom for atom by one or both of zirconium and thorium, and B is nickel or cobalt or both, of which up to 1.5 atoms in total may be replaced atom for atom by one or more of copper, aluminium, tin, iron, and chromium, and particles of the  $AB_n$  material not exceeding  $20\mu m$  in size being bonded by a metallic or electrically conductive plastic binder.

The cathode of the present invention comprises a metallic substrate. The substrate may be of a ferrous metal, or of a film-forming metal, e.g. titanium. However, it is preferred that the substrate of the cathode is made of nickel or a nickel alloy or of another material having an outer face of nickel or nickel alloy. For example, the cathode may comprise a core of another metal, e.g. steel or copper, and an outer face of nickel or nickel alloy. A substrate comprising nickel or a nickel alloy is preferred on account of the corrosion resistance of such a substrate in an electrolytic cell in which aqueous alkali chloride solution is electrolysed, and on account of the long term low hydrogen over-voltage performance of cathodes of the invention which comprises a substrate of nickel or nickel alloy.

The substrate of the cathode may have any desired structure. For example, it may be in the form of a plate, which may be foraminate, e.g. the cathode may be a perforated plate, or it may be in the form of an expanded metal, or it may be woven or unwoven. The cathode is not necessarily in plate form. Thus, it

may be in the form of a plurality of so-called cathode fingers between which the anode of the electrolytic cell may be placed.

5 As it assists in the production of a cathode which operates with a low hydrogen over-voltage it is desirable that the substrate has a high surface area. Such a high surface area may be achieved by roughening the surface of the substrate, for example by chemically etching the surface and/or by grit-blasting the surface.

10 In the electrode according to the first aspect of the present invention the defined coating may be applied directly to the surface of the substrate. However, we do not exclude the possibility that the defined coating may be applied to an intermediate coating of another material on the surface of the substrate. Such an intermediate coating may be, for example, a porous nickel coating. However, the invention will be described hereinafter with reference to a cathode in which such an intermediate coating is not present.

20 The intermetallic compound which is to be air-plasma sprayed in the process according to the second aspect of the present invention must contain cerium. However, we do not exclude the possibility that it may contain one or more other metals of the lanthanide series, e.g. lanthanum itself, that is some of the cerium may be replaced by one or more other lanthanide metals. However, where such other metal of the lanthanide series is present in the intermetallic compound it should provide less than 2% w/w of the intermetallic compound and cerium should be present as the major amount of the total metal of the lanthanide series, including cerium.

The intermetallic compound which is to be air-plasma sprayed contains at least one non-noble Group 8 metal, that is at least one of iron, cobalt and nickel. Intermetallic compounds containing cobalt and/or nickel, particularly nickel, are preferred.

The intermetallic compound may contain one or more metals additional to cerium and non-noble Group 8 metals but such other metals, if present, will generally be present in a proportion of not more than 2%.

The intermetallic compound may have an empirical formula  $CeM_x$  where M is at least one non-noble Group 8 metal, x is in the range of about 1 to 5, and in which some of the cerium may be replaced by one or more other lanthanide metals as hereinbefore described.

The composition used for plasma spraying may be a neat intermetallic compound, e.g.  $CeNi_3$ , or a mixture of intermetallic compounds, e.g.  $CeNi_3$  and  $Ce_2Ni_7$ , or an intimate mixture of a metal powder, preferably Ni, with an intermetallic compound, e.g.  $Ce_2Ni_7$  to form, e.g. notionally  $CeNi_{22}$ , or a cerium/nickel alloy containing  $CeNi_x$  phases wherein x is 1-5.

Typically the concentration of Ce in the intermetallic compound charged to the plasma spray gun is not more than about 50 % w/w and it is often preferred that it is not less than about 10 % w/w.

The relative amounts of a component in the outer layer can be determined from the peaks of the XRD analysis of the coating using the equation

$$\text{Relative amount of Y} = \frac{(\text{highest intensity diffraction peak height of Y})}{(\text{sum of highest intensity})}$$

diffraction peak height of all components)

5 It will be appreciated that amorphous material and/or low levels of a solid solution of cerium in nickel, not detectable by XRD analysis, may be present in the coatings.

10 The present invention is further illustrated by reference to the accompanying drawing. The drawing shows an X-ray diffraction pattern of an electrode coating comprising cerium oxide, nickel and nickel oxide.

15 The interim coating produced in step A of the process of the present invention essentially comprises oxides of metals and Group 8 metal. Typically, up to about 10% by XRD say of intermetallic compound may be present in the interim coatings. The proportion of intermetallic compound in the coating decreases on heating in Steps B as shown by XRD analysis.

20 The precise temperature to be used in Step B of the process of the present invention depends at least to some extent on the precise method by which the coating is produced as will be discussed hereafter.

25 The coated electrode may be produced by direct application of particles of intermetallic compound to the metallic substrate. The particles of intermetallic compound may themselves be made by processes known in the art. For example, a mixture of the required metals in the proportions necessary for the production of the intermetallic compound may be melted and the molten mixture may then be comminuted and cooled rapidly to form a plurality of small particles of the intermetallic compound. The particles charged to the spray gun typically have a size in the range 0.1  $\mu\text{m}$  to 250  $\mu\text{m}$ , although particles

30

35

having a size outside this range may be used, preferably 20-106 $\mu$  and more preferably 45-90 $\mu$ m.

5 The temperature at which the particles are heated in the plasma-spraying step of process of the second aspect of the present invention may be several thousand °C. In general the power output from the plasma spray gun may be in the range 20 to 55kW.

10 The mechanical properties and chemical/physical composition of the coating in the (durable) electrode according to the first aspect of the present invention are dependent on the length of time, the rate of heating and temperature used in Step B. It is preferably heated for less than 8 hours, more preferably above 1 hour. The temperature to which it is heated is preferably above 300°C and less than 1000°C and more preferably about 500°C. The typical rate of heating is between 1 and 50°C per minute and preferably is in the range 10-20°C/min.

15  
20 The proportion of intermetallic compound in the coating decreases on heating in Step B as shown by X-ray diffraction analysis.

25 By "low pressure plasma spraying" we mean plasma spraying at low pressure, e.g. about 80-150 mbars, in an inert gas atmosphere, preferably argon. For example, the spraying chamber is evacuated and then back-filled with argon to the desired pressure.

30 In general the coating on the surface of the metallic substrate of the electrode of the first aspect of the present invention will be present at a loading of at least 20gm<sup>-2</sup> of electrode surface in order that the reduced hydrogen overvoltage provided by the coating should last for a reasonable period of time. The length of time for which the reduced hydrogen over-voltage persists is related to the loading of the coating of intermetallic compound and

35

the coating preferably is present at a loading of at least  $50\text{gm}^{-2}$ . The coating may be present at a loading of as much as  $1200\text{gm}^{-2}$  or more.

5 It will be appreciated that the chemical compositions of the coating of the electrode prepared by the process according to the second aspect of the present invention will depend on inter alia the composition and form, eg size and shape, of the powder and on the plasma spraying conditions used, eg  
10 distance of gun from target and gun current.

The cathode of the invention may be a monopolar electrode or it may form part of a bipolar electrode.

15 The cathode is suitable for use in an electrolytic cell comprising an anode, or a plurality of anodes, a cathode, or a plurality of cathodes, and optionally a separator positioned between each adjacent anode and cathode. The separator may be a porous electrolyte permeable diaphragm or it may be a hydraulically impermeable cation permselective  
20 membrane.

25 The anode in the electrolytic cell may be metallic, and the nature of the metal will depend on the nature of the electrolyte to be electrolysed in the electrolytic cell. A preferred metal is a film-forming metal, particularly where an aqueous solution of an alkali metal chloride is to be electrolysed in the cell.

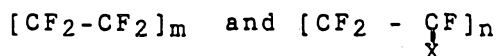
30 The aforementioned film-forming metal may be one of the metals titanium, zirconium, niobium, tantalum or tungsten or an alloy consisting principally of one or more of these metals and having anodic polarisation properties comparable with those of titanium.

35 The anode may have a coating of an electro-conducting electro-catalytically active material.

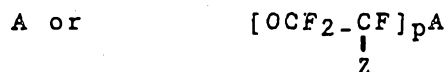
Particularly in the case where an aqueous solution of an alkali metal chloride is to be electrolysed this coating may for example consist of one or more platinum group metals, that is platinum, rhodium, iridium, ruthenium, osmium and palladium, or alloys of the said metals, and/or an oxide or oxides thereof. The coating may consist of one or more of the platinum group metals and/or oxides thereof in admixture with one or more non-noble metal oxides, particularly a film-forming metal oxide. Especially suitable electro-catalytically active coatings include platinum itself and those based on ruthenium dioxide/titanium dioxide, ruthenium dioxide/tin dioxide, ruthenium dioxide/tin dioxide/titanium dioxide, and tin dioxide, ruthenium dioxide and iridium dioxide.

Such coatings, and methods of application thereof, are well known in the art.

Cation permselective membranes as aforementioned are known in the art. The membrane is preferably a fluorine-containing polymeric material containing anionic groups. The polymeric material is preferably a fluoro-carbon containing the repeating groups.



where m has a value of 2 to 10, and is preferably 2, the ratio of m to n is preferably such as to give an equivalent weight of the groups X in the range 500 to 2000, and X is chosen from





where p has the value of for example 1 to 3, Z is fluorine or a perfluoroalkyl group having from 1 to 10 carbon atoms, and A is a group chosen from the groups:

-SO<sub>3</sub>H  
-CF<sub>2</sub>SO<sub>3</sub>H  
-CCl<sub>2</sub>SO<sub>3</sub>H  
-X<sup>1</sup>SO<sub>3</sub>H<sub>2</sub>  
-PO<sub>3</sub>H<sub>2</sub>  
-PO<sub>2</sub>H<sub>2</sub>  
-COOH and  
-X<sup>1</sup>OH

or derivatives of the said groups, where X<sup>1</sup> is an aryl group. Preferably A represents the group SO<sub>3</sub>H or -COOH. SO<sub>3</sub>H group-containing ion exchange membranes are sold under the tradename 'Nafion' by E I DuPont de Nemours and Co Inc and -COOH group containing ion exchange membranes under the tradename 'Flemion' by the Asahi Glass Co Ltd.

The cathode of the invention is suitable for use in an electrolytic cell in which water or an aqueous solution is electrolysed and in which hydrogen is produced by electrolysis and evolved at the cathode. The cathode of the invention finds its greatest application in the electrolysis of aqueous solutions of alkali metal chlorides, particularly aqueous solutions of sodium chloride, and in water electrolysis, e.g. in the electrolysis of aqueous potassium hydroxide solution.

The invention is illustrated by the following Examples in which, unless stated otherwise, each cathode comprised a grit-blasted nickel substrate.

In the Examples, the overvoltage was measured at a current density of 3kAm<sup>-2</sup> in a 32% NaOH solution at 90°C and the overvoltage of Grit Blasted Nickel ("GBNi") cathodes was taken as 350mV. It was measured

5 using the average measurements taken from three Luggin probes where the Luggin probes are disposed close (about 1mm) to the electrode surface. A saturated calomel electrode was used as the reference electrode and the voltages obtained from the coated cathodes were compared with that of a GBNi cathode.

10 In the Examples, by "short" we mean the application of a shorting switch to the cell which allows the applied current to by-pass the cell and allows the cathode to return to its thermodynamic rest potential. This lack of a polarising voltage affords the possibility of corrosion occurring at the cathode coating. It will be appreciated that the ability of the cathode to withstand this change of condition in laboratory experiments is a prime indicator of its potential working durability in commercial chlor-alkali cells.

15 In the Examples, the coating loading was determined as weight increase per unit area of cathode.

20 Examples 1-20

Examples 6-17 illustrate durable electrodes according to the present invention (Table 3).

25 Examples 1-5 illustrate low over-voltage electrodes prepared by Step A of the process according to the present invention (Table 2).

Examples 18-20 are Comparative Tests.

30 In the Examples a grit-blasted nickel substrate was plasma-sprayed with a powder under essentially the following conditions:

Argon flow	40 SLPM
Hydrogen flow	10 SLPM
Power feed rate	25 g min <sup>-1</sup>
Current	450A

In Examples 1-11 and 18, the powder charged to the spray-gun was a cerium/nickel intermetallic compound wherein the weight ratio of cerium:nickel was 50:50.

In Examples 12-17 and 19-20, the powders charged to the spray-gun had the compositions shown in Table 1

Table 1

Example No.	Composition (%w/w)	
12	Cerium/nickel intermetallic	45:55
13	"	35:65
14	"	19:81
15	"	19:81
16	"	10:90
17	"	10:90
19	Cerium oxide : nickel	76:24
20	Mm/Ni intermetallic	50:50

Table 2

Example No.	Loading gm <sup>-2</sup>	Initial saving mV*	Final saving mV*
1	70	286	138
2	130	312	171
3	300	268	109
4	309	288	147
5	1200	278	254

\* vs. Grit blasted nickel coating

In Example 5 the cell was on load for 148 days, but not subjected to any shorts.

In Examples 6-15, 17, 18 and 20, the electrodes bearing interim coatings prepared under the aforementioned plasma-spraying conditions were subjected to one of the following heat treatments.

A: Argon atmosphere for 1 hour at 500°C (Examples 6-10, 12-15, 17 and 20);

B: Hydrogen atmosphere for 1 hour at 500°C (Example 11); or

C: air for 1 hour at 500°C (Example 18)

In the Examples, the electrodes were subjected to 5 "shorts" (except Examples 5, 10 and 19 which were not "shorted").

TABLE 3

Example No	Loading g m <sup>-2</sup>	Initial mV saving*	Final mV saving*
6	48	247	235
7	118	251	265
8	120	275	261
9	210	294	263
10	146	224	211
11	131	271	269
12	415	313	295
13	431	233	252
14	197	237	219
15	430	247	220
16	245	239	164
17	197	219	170
18	150	321	114
19	201	69	28
20	212	257	101

\* vs. Grit blasted nickel coating

5

In Example 10, which is a Comparative Test in which the electrode was not subjected to any shorts, the cell was on load for 148 days.

The coatings on the electrodes in certain of the Examples were analysed by XRD and the percentage compositions shown in Table 4 were observed.

10

13

20

25

25

30

30

35




TABLE 4

Example No	Z by XRD			
	CeO <sub>2</sub>	Ni	NiO	CeNi <sub>x</sub>
1	61	19	12	8
6	73	21	6	0
11	77	23	0	0
18	71	16	13	0
12	70	27	3	0
13	54	43	39	0
15	26	72	2	0
18	43	25	9	24

Example 18 illustrates the coating on an electrode prepared by low pressure plasma-spraying ¼ cerium/nickel intermetallic compound (50:50%w/w) without post heat treatment.

From Tables 3 and 4:

Examples 1-4 demonstrate the low initial over-voltage performance of interim coatings and Example 5 demonstrates that if these interim coatings are not subjected to shorts they will continue performing with very little deterioration.

Examples 6-9 and 11 reveal that post-heat treatment in an argon and hydrogen atmosphere respectively increases durability.

Examples 12-15 reveal that reducing the cerium content of the intermetallic particles charged to the spray-gun to 19 % w/w has no significant effect on durability on a coated electrode prepared therefrom.

Examples 1 and 6 reveal that useful electrodes can be obtained at coating loadings down to 50gm<sup>-2</sup>.

Examples 16 and 17 reveal that low cerium content reduces the durability of the coating even after heat treatment.

5 Example 18 shows that increasing the NiO content by heating the interim coating in air does not increase durability.

Example 19 shows that direct plasma spraying of CeO and Ni does not produce a low over-voltage coating.

10 Example 20 shows that increasing the proportion of other rare earths (in Misch metal) does not give durable coating.

20

25

30

35

The claims defining the invention are as follows:

1. An electrode suitable for use as a cathode in an electrolytic cell which electrode includes a metallic substrate and a coating thereon, said coating having at least an outer layer which includes at least 10% cerium oxide as measured by X-ray diffraction analysis (XRD) and at least one non-noble Group 8 metal.
2. An electrode as claimed in Claim 1 wherein  $\text{CeO}_2$  provides at least 50% by XRD of the outer layer.
3. An electrode as claimed in Claim 1 or Claim 2 wherein the metallic substrate includes nickel or a nickel alloy.
4. An electrode as claimed in any one of claims 1 to 3 wherein the at least one non-noble Group 8 metal is cobalt and/or nickel.
5. An electrode as claimed in any one of claims 1 to 4 wherein the outer layer is present at a loading of at least  $50\text{gm}^{-2}$ .
6. A process for the preparation of an electrode as claimed in Claim 1 including the steps of (A) applying an interim coating to the metallic substrate by plasma spraying an intermetallic compound of cerium and a non-noble Group 8 metal and (B) heating the electrode bearing the interim coating in a non-oxidising atmosphere.
7. A process for the preparation of an electrode as claimed in Claim 6 which process includes charging particles of an intimate mixture of a metal powder and the intermetallic compound to the spray gun in the plasma spraying step (A).
8. A process for the preparation of an electrode as claimed in Claim 6 wherein the concentration of Ce in the intermetallic compound charged to the spray gun is more than about 10% w/w.
9. A process for the preparation of an electrode as claimed in Claim 7 wherein the metal powder is nickel powder.
10. A process for the preparation of an electrode as claimed in Claim 6 wherein the size of the particles charged to the spray gun in the plasma spraying step is in





the range 45 - 90  $\mu\text{m}$ .

11. A process as claimed in any one of claims 6 to 10 wherein the non-oxidising atmosphere is provided by an inert gas.

5 12. A process as claimed in Claim 11 wherein the inert gas is argon.

13. A process as claimed in Claim 12 wherein the electrode, after heating in an argon atmosphere, is heated in vacuo.

10 14. A process as claimed in Claim 6 wherein the electrode with the interim coating is heated at about 500°C.

15. A process as claimed in Claim 14 wherein the electrode is heated at about 500°C for about 1 hour.

15 16. A process as claimed in Claim 6 wherein the electrode with the interim coating is heated at a rate in the range 10-20°C/min to reach the suitable temperature.

17. An electrode suitable for use as a cathode in an electrolytic cell which electrode includes a metallic  
20 substrate and a coating thereon, said electrode being prepared by a process as claimed in any one of Claims 6 to 16.

18. An electrolytic cell wherein at least one cathode includes an electrode as claimed in any one of Claims 1 to  
25 5 or 17.

19. A process for the electrolysis of water or an aqueous solution carried out in an electrolytic cell as claimed in Claim 18.

20. An electrode as claimed in Claim 1 substantially  
30 as hereinbefore described with reference to the drawing or any one of the examples.

21. A process as claimed in Claim 6 substantially as hereinbefore described with reference to the drawing or any one of the examples.

35 DATED: 15 November 1994

PHILLIPS ORMONDE & FITZPATRICK

Attorneys for:

IMPERIAL CHEMICAL INDUSTRIES PLC

5606m

*David B Fitzpatrick*



## ABSTRACT

Durable low hydrogen over-voltage cathodes bearing a coating which has an outer layer which comprises at least 10% cerium oxide by XRD and at least one non-noble Group 8 metal. Such cathodes may be prepared by a process involving at least the steps of coating a metallic substrate with an interim coating comprising cerium oxide and at least one non-noble Group 8 metal by plasma spraying an intermetallic compound of cerium and nickel and heating the interim coating in a non-oxidising atmosphere.

15

20

25

30

35

