

T. TAYLOR, JR.
CROQUET Mallet AND THE LIKE.
APPLICATION FILED DEC. 20, 1913.

1,166,946.

Patented Jan. 4, 1916.

Fig. 1.

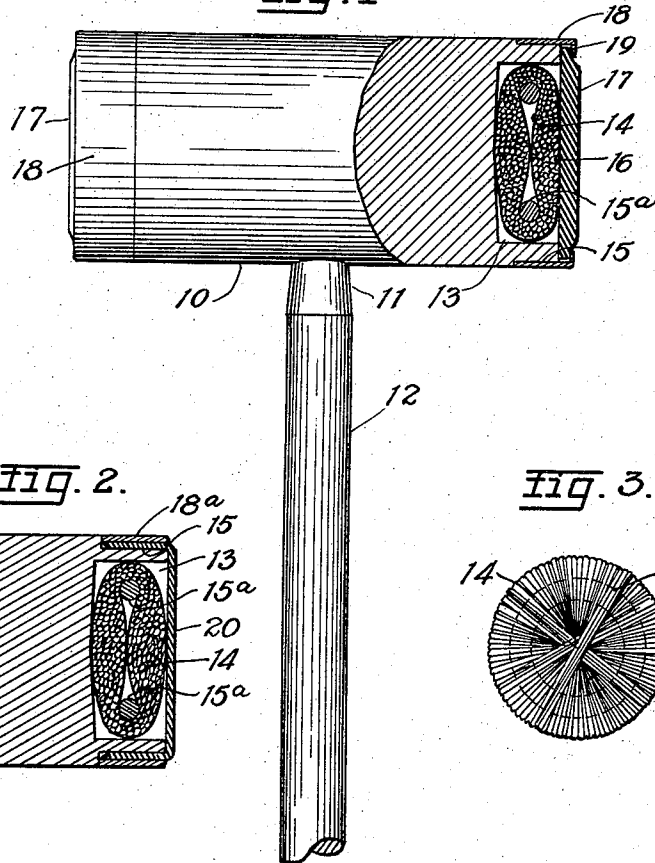


Fig. 2.

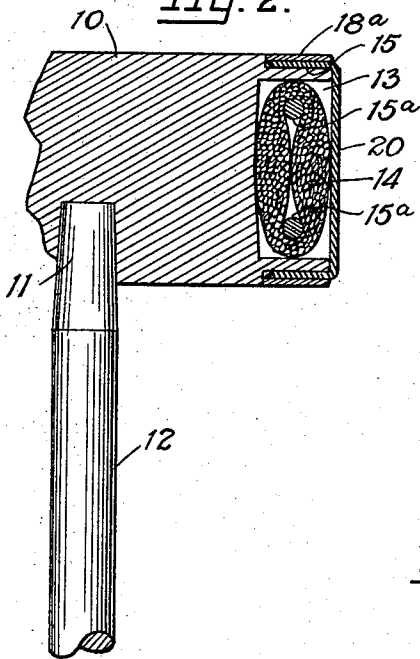


Fig. 3.

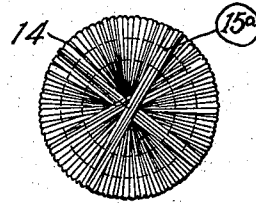
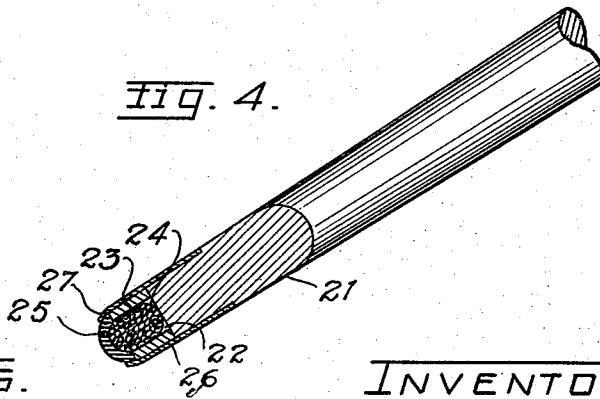


Fig. 4.



WITNESSES.

H. E. Palmer
A. S. Phillips

INVENTOR.

Thomas Taylor, Jr.
BY *Chas. C. Tillman*
ATTY.

UNITED STATES PATENT OFFICE.

THOMAS TAYLOR, JR., OF HUBBARD WOODS, ILLINOIS.

CROQUET-MALLET AND THE LIKE.

1,166,946.

Specification of Letters Patent.

Patented Jan. 4, 1916.

Application filed December 20, 1913. Serial No. 807,834.

To all whom it may concern:

Be it known that I, THOMAS TAYLOR, JR., a citizen of the United States, residing at Hubbard Woods, in the county of Cook and State of Illinois, have invented certain new and useful Improvements in Croquet-Mallets and the like, of which the following is a specification.

This invention relates to improvements in mallets, such as those used in playing the games of croquet and roque and in analogous devices, for instance, billiard cues, and it consists in certain peculiarities of the construction, novel arrangement and operation of the parts thereof, as will be hereinafter more fully set forth and specifically claimed.

The invention has for its principal object an improved construction which will render the striking end or ends of a mallet or cue very much more resilient when a ball is struck than under the old type of mallets or cues, to the end, that a lighter stroke will be required in driving the ball the desired distance or with the requisite amount of force.

Another object is to provide a mallet or cue which by reason of its novel construction, will resist to a great extent the wear incident to the impact thereof with the balls, and in a great measure will protect the balls from injury by said impact, besides will relieve the mallet or cue from jars when in use.

Other objects and advantages of the invention will be disclosed in the subjoined description and explanation.

In the accompanying drawing, which serves to illustrate the invention: Figure 1 is a view partly in section and partly in elevation of a croquet mallet constructed according to one form of the invention; Fig. 2 is a fragmental sectional view of a croquet mallet illustrating a modification in its construction; Fig. 3 is a plan or face view of the resilient filling employed at one or both ends of the mallet or at one end of a billiard cue, showing it detached therefrom, and Fig. 4 is a view of a portion of a billiard stock or cue, showing it partly in section and illustrating my invention applied thereto.

Like numerals of reference refer to corresponding parts throughout the different views of the drawings.

The reference numeral 10 designates the head or stock of a mallet, such as is used for playing the games of croquet or roque, and is provided at about its middle with a socket 11, in which is fitted one end of a handle 12,

of any desired length and of the usual construction. The head or stock 10, is preferably made of wood and cylindrical in form as usual, and has at one or both of its ends a socket 13, in which the resilient filling 14 is located. The head or stock 10 of the mallet is provided on its outer surface around each of the sockets 13, with a reduced portion 15, for the purpose to be presently explained. The filling 14 consists of filaments of rubber wound in a high state of tension, *i. e.*, wound while stretched, and in order to facilitate this winding I prefer to use a core 15^a, which, by preference, is in the form of a ring, as is clearly shown in Figs. 1, 2 and 3 of the drawing. The filaments 16, of rubber, are wound on this core 15, while stretched or in a high state of tension in any suitable manner, and may be secured, so as to retain their tension, in any desired way, and when so wound will furnish a filling 14, when used for the mallet of greater diameter than thickness, when it may be placed in the socket 13, at one or both of the ends of the head or stock 10 of the mallet and retained in such position by means of an impact plate or piece 17, which in Fig. 1 of the drawings is shown as being made of gutta percha or like material, and rests on the outer or free end of the head or stock 10.

Fitted around the reduced portion 15, of the mallet head or stock is a ferrule or sleeve 18, which has an inturned flange 19, to engage the impact plate or piece 17, at its edges so as to hold the latter in contact with the resilient filling 14, which latter is thereby compressed to some extent, as shown in Fig. 1 of the drawing.

Instead of employing an impact plate made of gutta percha or material of substantially the same resiliency, I may employ an impact plate or piece of greater resiliency or flexibility, such as leather 20, which is shown in Fig. 2 of the drawing, and which is held in position on the reduced portion 15, of the mallet head or stock by means of a sleeve 18^a closely surrounding the inner portions of the piece 20, and the reduced part 15, of the mallet head or stock.

In applying my invention to a billiard cue, the said cue or stock 21 is provided at one of its ends with a socket 22, which is preferably formed by applying a collar 23, of ivory, horn or bone to the striking end of the stock 21, or cue. Within the socket with which the stock 21 is provided is lo-

cated resilient filling 24, which consists of filaments of rubber wound in a high state of tension, *i. e.*, wound while stretched. Over the outer end of the filling 24, is placed an impact piece 25, which is preferably of leather and rests at its edges against the outer end of the collar 23, which collar as well as the impact plate 25, is held in position on the stock 21 by means of a sleeve 26, secured around the front portion of the stock in any desired manner. As shown, the sleeve 26, is contracted at its outer portion as at 27, so as to engage the tip or piece 25 near its edges, yet in such a manner as to allow the front portion of said tip or piece to impinge against the ball or balls without interference by the front end of said sleeve.

Having thus fully described my invention, what I claim as new and desire to secure by Letters Patent, is—

1. In a device of the character described, the combination with a stock provided with a socket at one of its ends, and filling located in said socket and consisting of a core and filaments of rubber wound thereon in a high state of tension.

2. In a device of the character described, the combination with a stock provided with

a socket at one of its ends, and filling located in said socket and consisting of a hollow core and filaments of rubber wound thereon in a high state of tension.

3. In a device of the character described, the combination with a stock provided with a socket at one of its ends, and filling located in said socket and consisting of a ring core and filaments of rubber wound thereon in a high state of tension.

4. In a mallet, the combination with the mallet stock or head provided with a socket in at least one of its ends, filling located in said socket and consisting of a core and filaments of rubber wound thereon in a high state of tension, and an impact piece located over the outer portion of said filling and secured to said stock.

5. In a device of the character described, the combination with a stock provided with a socket at one of its ends, of filling located in said socket and consisting of a core having an open cavity and filaments of rubber wound thereon in a high state of tension.

THOMAS TAYLOR, Jr.

Witnesses:

CHAS. C. TILLMAN,
A. S. PHILLIPS.

Copies of this patent may be obtained for five cents each, by addressing the "Commissioner of Patents, Washington, D. C."