United States Patent [19]

Inaba

[11] **Patent Number: Des. 279,896**

[45] **Date of Patent: ** Jul. 30, 1985**

[54] **TELEPHONE HANDSET**

[75] Inventor: **Hiroshi Inaba**, Yokohama, Japan

[73] Assignee: **Nippon Tsushin Kogyo Kabushiki Kaisha**, Kanagawa, Japan

[**] Term: **14 Years**

[21] Appl. No.: **490,146**

[22] Filed: **Apr. 29, 1983**

[30] **Foreign Application Priority Data**

Feb. 1, 1983 [JP] Japan 58-3330

[52] **U.S. Cl.** **D14/63**; D14/64

[58] **Field of Search** ..... D14/52, 53, 63, 64, D14/56, 58, 59; 179/179, 100 R, 100 C, 100 D, 101, 102, 103

[56] **References Cited**

U.S. PATENT DOCUMENTS

D. 210,378	3/1968	Perkins	D14/63
D. 227,782	7/1973	Hazell et al.	D14/63
D. 236,356	8/1975	Henshaw	D14/58
D. 236,627	9/1975	Henshaw et al.	D14/63
D. 268,411	3/1983	Banko	D14/63
D. 270,155	8/1983	Shimizu	D14/53
D. 270,445	9/1983	Chen	D14/53
D. 273,492	4/1984	Coons et al.	D14/53
D. 275,568	9/1984	Marshall	D14/53
D. 276,338	11/1984	Pardo	D14/60
4,220,829	9/1980	Ruzic	179/179

OTHER PUBLICATIONS

Hong Kong Enterprise Catalog, "Megaphone", 1 page, 253.

Primary Examiner—Wallace R. Burke
Assistant Examiner—Horace B. Fay
Attorney, Agent, or Firm—Burns, Doane, Swecker & Mathis

[57] **CLAIM**

The ornamental design for a telephone handset, substantially as shown and described.

DESCRIPTION

FIG. **1** is a left side elevational view of a telephone handset showing my new design;
FIG. **2** is a right side elevational view thereof;
FIG. **3** is a front end elevational view thereof;
FIG. **4** is a rear end elevational view thereof;
FIG. **5** is a top or outer plan view thereof; and
FIG. **6** is a bottom or inside plan view thereof.

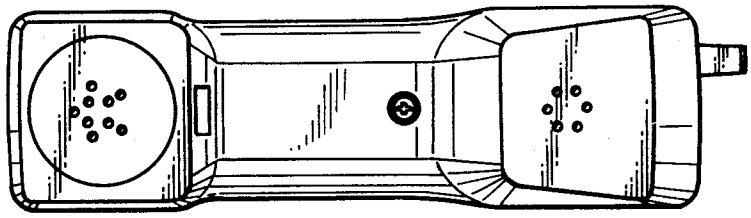



Fig. 1



Fig. 2

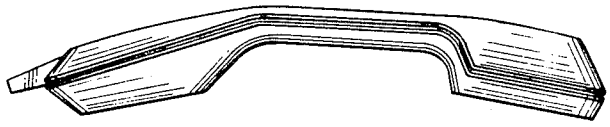

Fig. 3

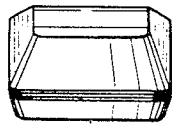

Fig. 4

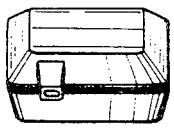

Fig. 5

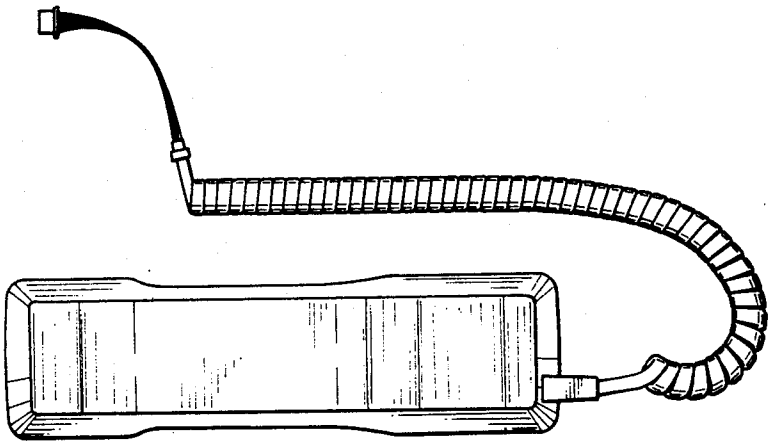

Fig. 6

