



US00D366247S

# United States Patent [19]

[11] **Patent Number:** **Des. 366,247**

**Mazura et al.**

[45] **Date of Patent:** **\*\*Jan. 16, 1996**

[54] **HOUSING FOR ELECTRICAL AND/OR ELECTRONIC EQUIPMENT**

5,333,097 7/1994 Christensen et al. .... 361/685

### FOREIGN PATENT DOCUMENTS

[75] Inventors: **Paul Mazura**, Karlsbad; **Hans-Martin Schwenk**, Straubenhardt, both of Germany

2302988 8/1973 Germany ..... D13/184

### OTHER PUBLICATIONS

[73] Assignee: **Schroff GmbH**, Straubenhardt, Germany

"Catalogue; 19" Systems for Electronics Packaging" Mar. 1990, Schroff UK Ltd.

[\*\*] Term: **14 Years**

*Primary Examiner*—Joel Sincavage  
*Attorney, Agent, or Firm*—Spencer, Frank & Schneider

[21] Appl. No.: **28,398**

### [57] CLAIM

[22] Filed: **Sep. 14, 1994**

The ornamental design for a housing for electrical and/or electronic equipment, as shown.

### [30] Foreign Application Priority Data

### DESCRIPTION

Mar. 23, 1994 [DE] Germany ..... 94 02 242.9

[52] **U.S. Cl.** ..... **D13/184**

[58] **Field of Search** ..... D13/184; D14/100, D14/104, 240; D6/470; 312/223.1, 223.2; 361/676, 724

FIG. 1 is a perspective view of the housing for electrical and/or electronic equipment showing the front and right side;

FIG. 2 is a front elevation view;

FIG. 3 is a side elevation view and depicts the right side;

FIG. 4 is a rear elevation view;

FIG. 5 is a side elevation view and depicts the left side;

FIG. 6 is a bottom plan view; and,

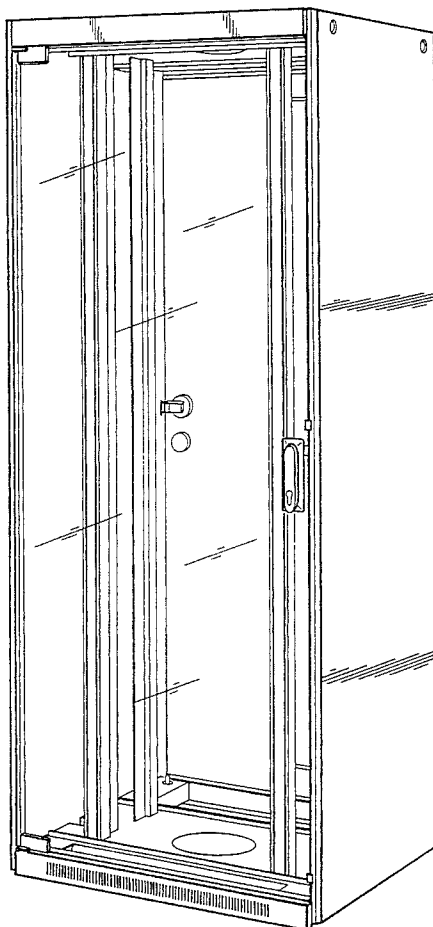
FIG. 7 is a top plan view.

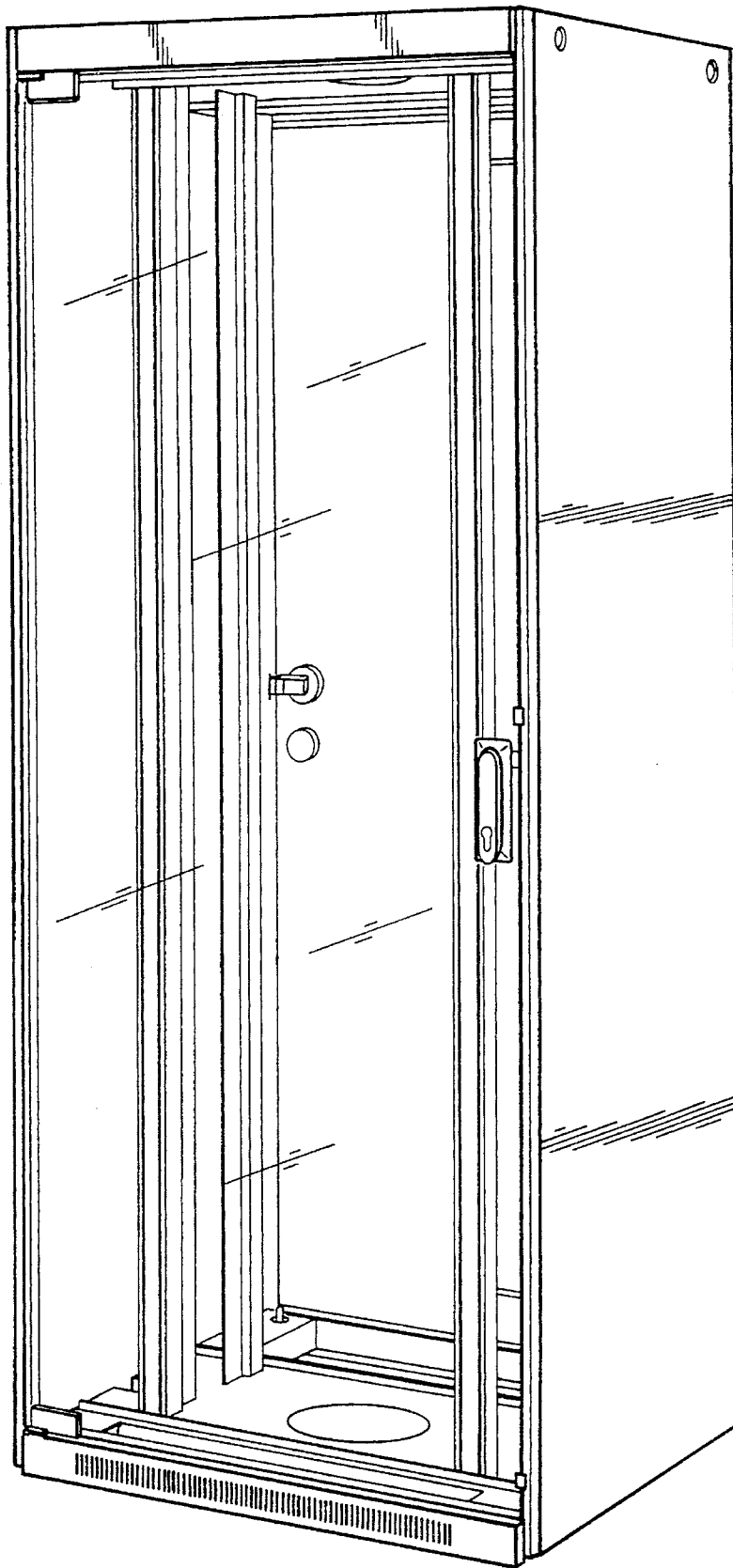
### [56] References Cited

#### U.S. PATENT DOCUMENTS

D. 313,226 12/1990 Kimura et al. .... D14/240 X  
D. 340,700 10/1993 Shukur et al. .... D13/184  
5,292,189 3/1994 Lau et al. .... 361/724 X


**1 Claim, 4 Drawing Sheets**



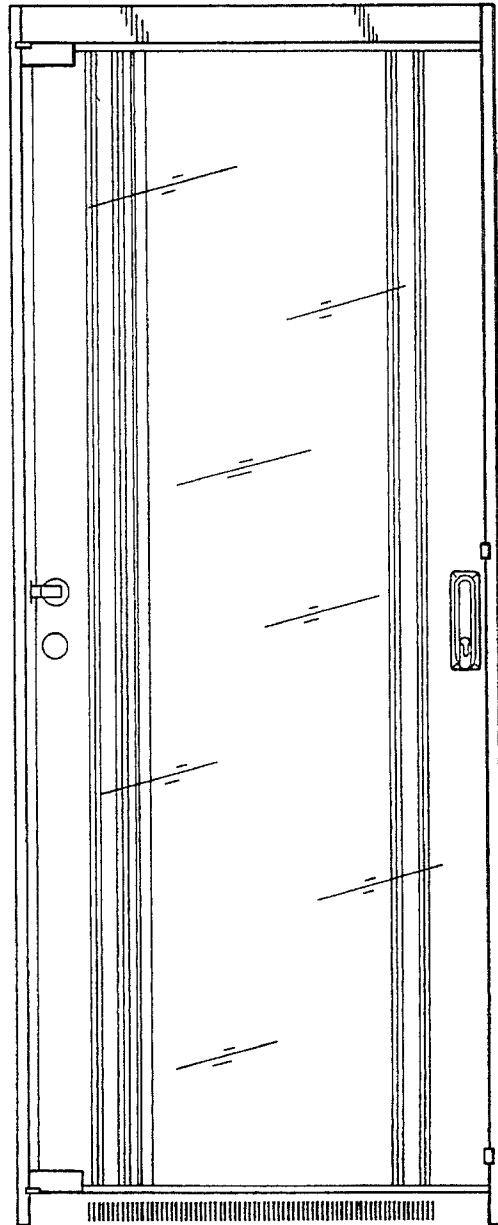


***Fig. 1***


***Fig. 3***




***Fig. 2***



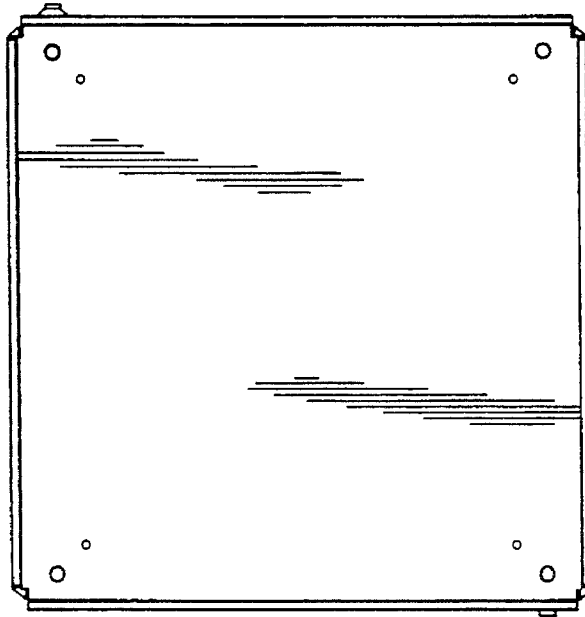
***Fig. 5***



***Fig. 4***



***Fig. 6***



***Fig. 7***

