



US00D723845S

(12) **United States Design Patent**
Valiulis et al.

(10) **Patent No.:** **US D723,845 S**
(45) **Date of Patent:** **** Mar. 10, 2015**

- (54) **RETAIL MERCHANDISE DISPLAY STRIP**
- (71) Applicants: **Thomas E. Valiulis**, Rockford, IL (US);
Scott W. Sisney, Rockford, IL (US)
- (72) Inventors: **Thomas E. Valiulis**, Rockford, IL (US);
Scott W. Sisney, Rockford, IL (US)
- (73) Assignee: **Southern Imperial, Inc.**, Rockford, IL (US)

D377,123	S	*	1/1997	Hutchens	D6/323
6,145,675	A	*	11/2000	Kass et al.	211/71.01
6,202,866	B1	*	3/2001	Shea	211/87.01
D464,510	S	*	10/2002	Shea	D6/469
D466,796	S	*	12/2002	Lacey	D8/372
D486,021	S	*	2/2004	Dion	D6/553
6,966,446	B1	*	11/2005	Wise et al.	211/113
7,118,000	B2	*	10/2006	Shea	211/86.01
7,219,459	B2	*	5/2007	Valiulis et al.	40/673
D571,576	S	*	6/2008	Lane	D6/457
D582,686	S	*	12/2008	Belokin	D6/315
D702,832	S	*	4/2014	Hadley	D24/128

(**) Term: **14 Years**

* cited by examiner

(21) Appl. No.: **29/461,898**

Primary Examiner — Kelley Donnelly

(22) Filed: **Jul. 29, 2013**

(74) *Attorney, Agent, or Firm* — Reinhart Boerner Van Deuren P.C.

(51) **LOC (10) Cl.** **06-06**

(52) **U.S. Cl.**

USPC **D6/682.4**

(58) **Field of Classification Search**

USPC D6/449, 466-469, 465, 513-514, 553,
D6/682, 682.1-682.2, 682.3-682.4;
211/72-73, 85.29, 105.1, 105.2, 123,
211/87.01, 113; 248/220.31, 220.41

See application file for complete search history.

(57) **CLAIM**

We claim the ornamental design for the retail merchandise display strip, as shown and described.

DESCRIPTION

FIG. 1 is a perspective view of the retail merchandise display strip;

FIG. 2 is a partial perspective view thereof;

FIG. 3 is a top view thereof;

FIG. 4 is a bottom view thereof;

FIG. 5 is a front view thereof;

FIG. 6 is a back view thereof;

FIG. 7 is a side view thereof

FIG. 8 is a side view thereof showing the side opposite that shown in FIG. 7;

FIG. 9 is another perspective view thereof, exposing a side opposite that shown in FIG. 1; and,

FIG. 10 is another perspective view thereof.

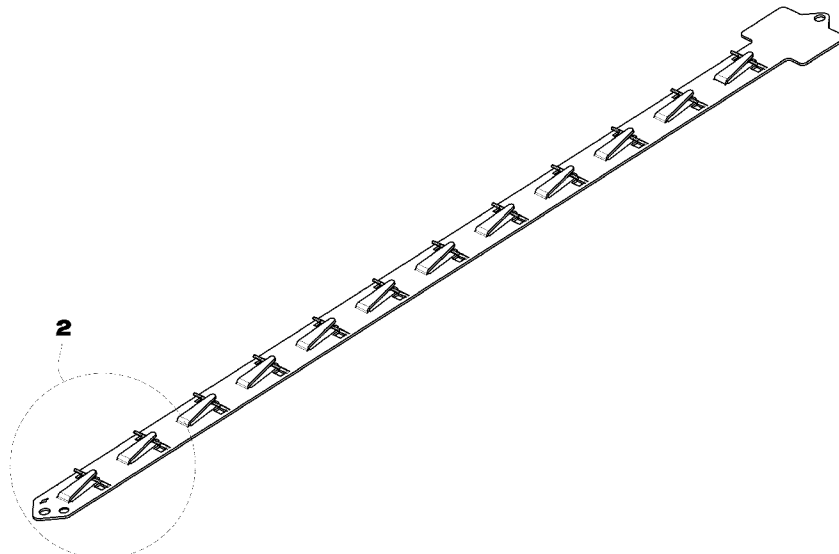
The use of broken lines in the aforementioned figures is for illustrative purposes only. The features shown in broken lines form no part of the claimed design.

(56) **References Cited**

U.S. PATENT DOCUMENTS

2,288,706	A	*	7/1942	Herr	248/215
3,360,229	A	*	12/1967	Beyer	248/496
D257,709	S	*	12/1980	Lewis	D8/381
4,461,387	A	*	7/1984	Belokin, Jr.	211/85.15
4,546,943	A	*	10/1985	Fast	248/205.3
5,103,970	A	*	4/1992	Nielson et al.	206/763
D326,366	S	*	5/1992	Fung	D6/320
5,284,259	A	*	2/1994	Conway et al.	211/73
5,339,967	A	*	8/1994	Valiulis	211/57.1
5,386,916	A	*	2/1995	Valiulis	211/113
5,405,022	A	*	4/1995	Rissley	211/59.1
D367,574	S	*	3/1996	Werner	D6/514
5,553,721	A	*	9/1996	Gebka	211/59.1

1 Claim, 6 Drawing Sheets



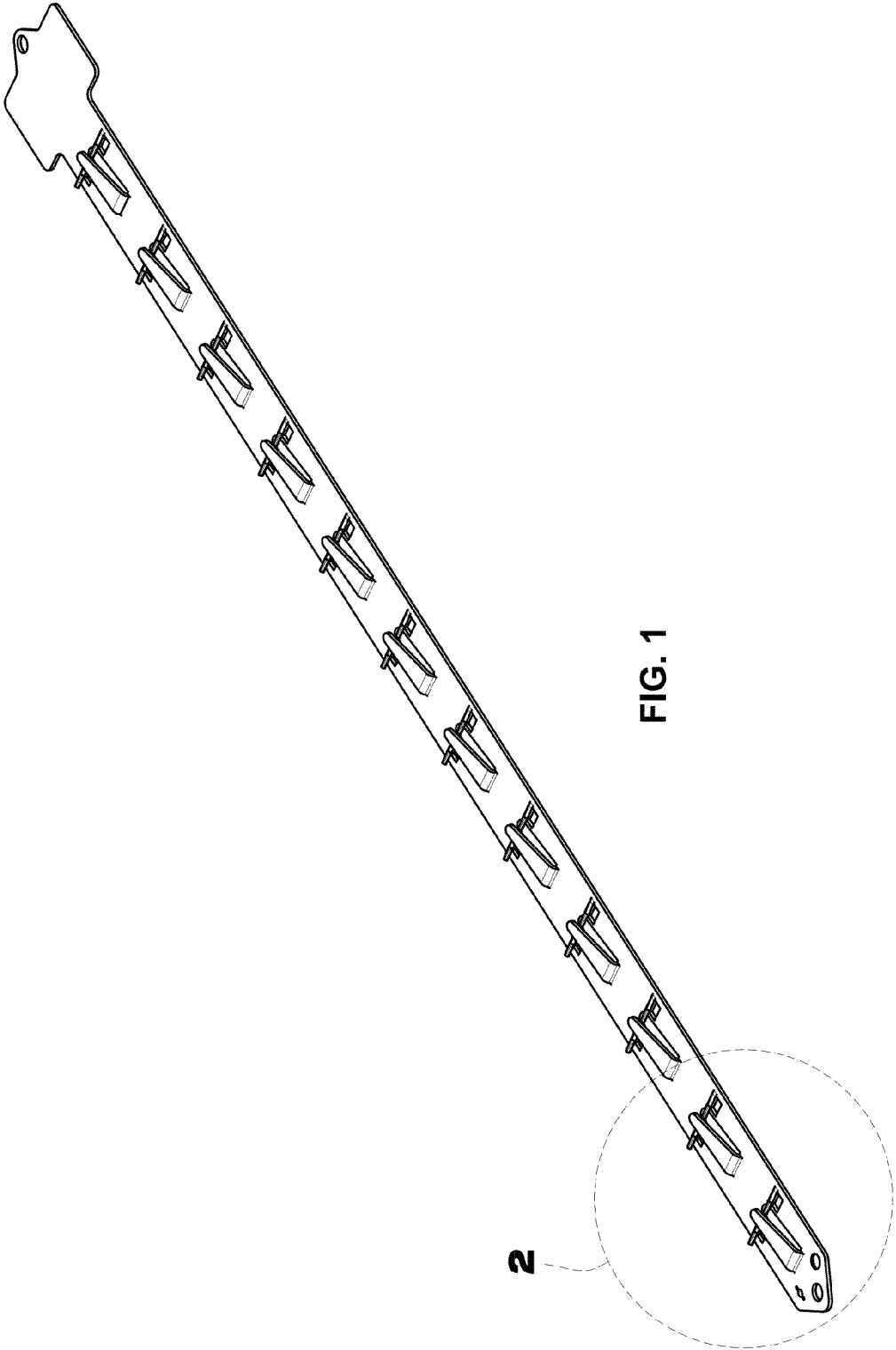


FIG. 1

2

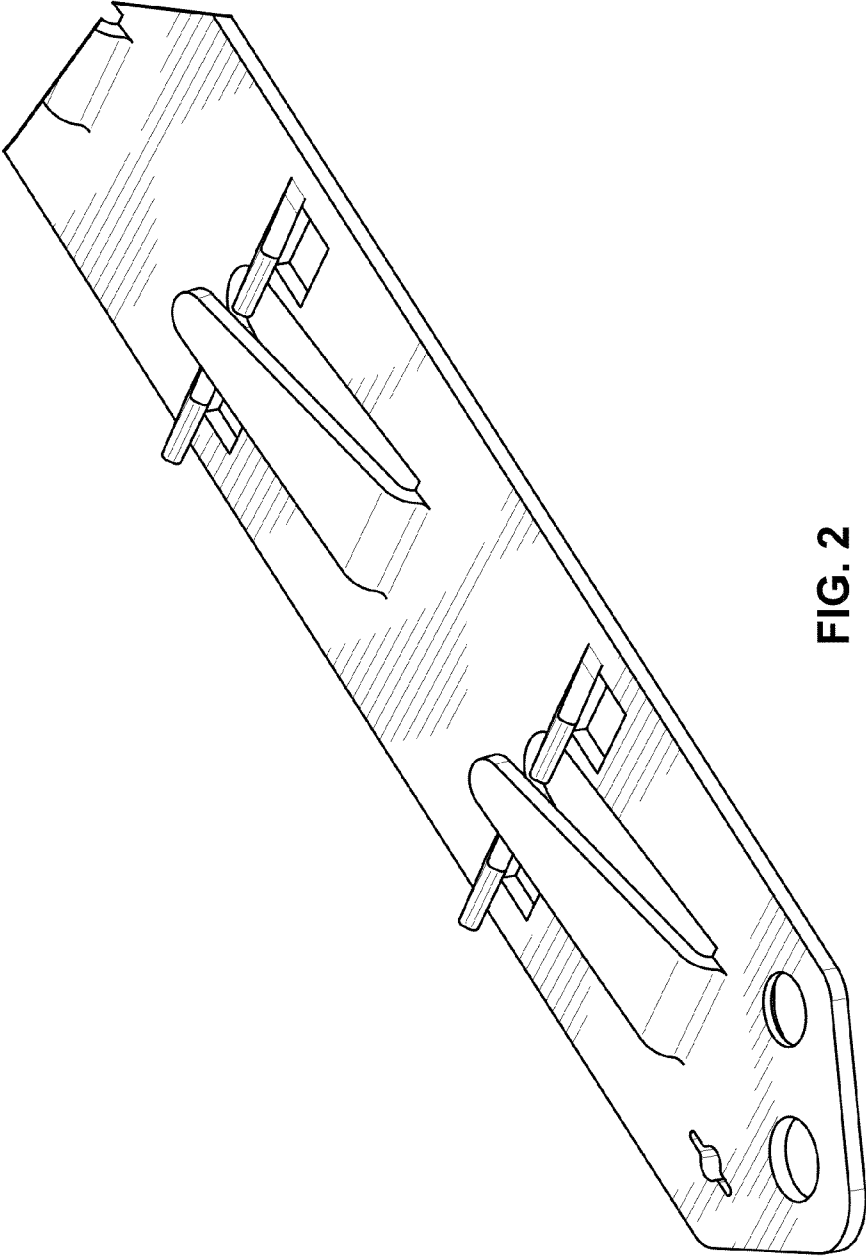


FIG. 2

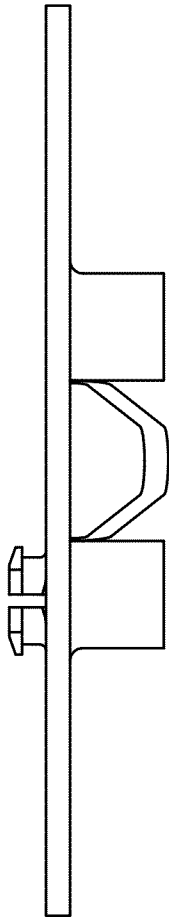


FIG. 3

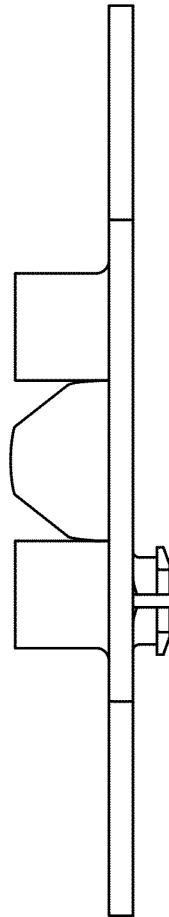


FIG. 4



FIG. 7

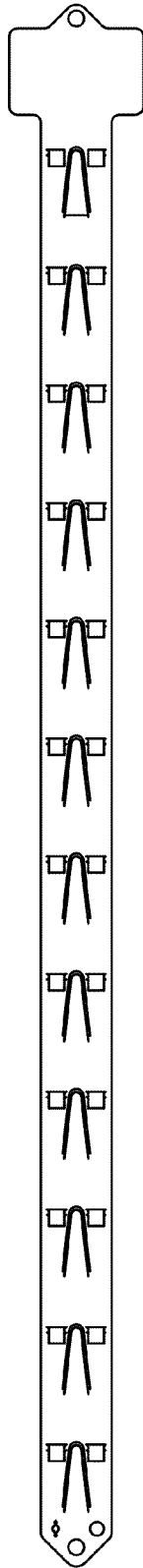


FIG. 5



FIG. 8

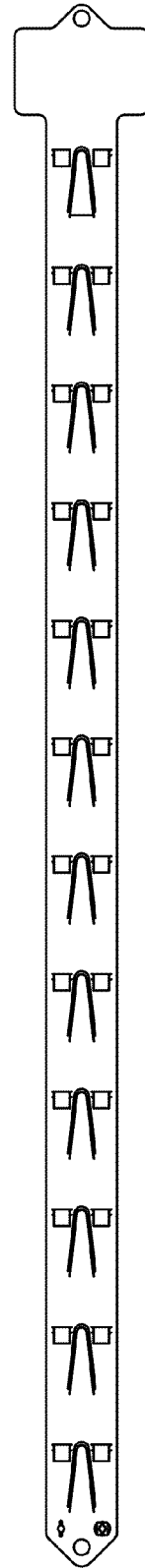


FIG. 6

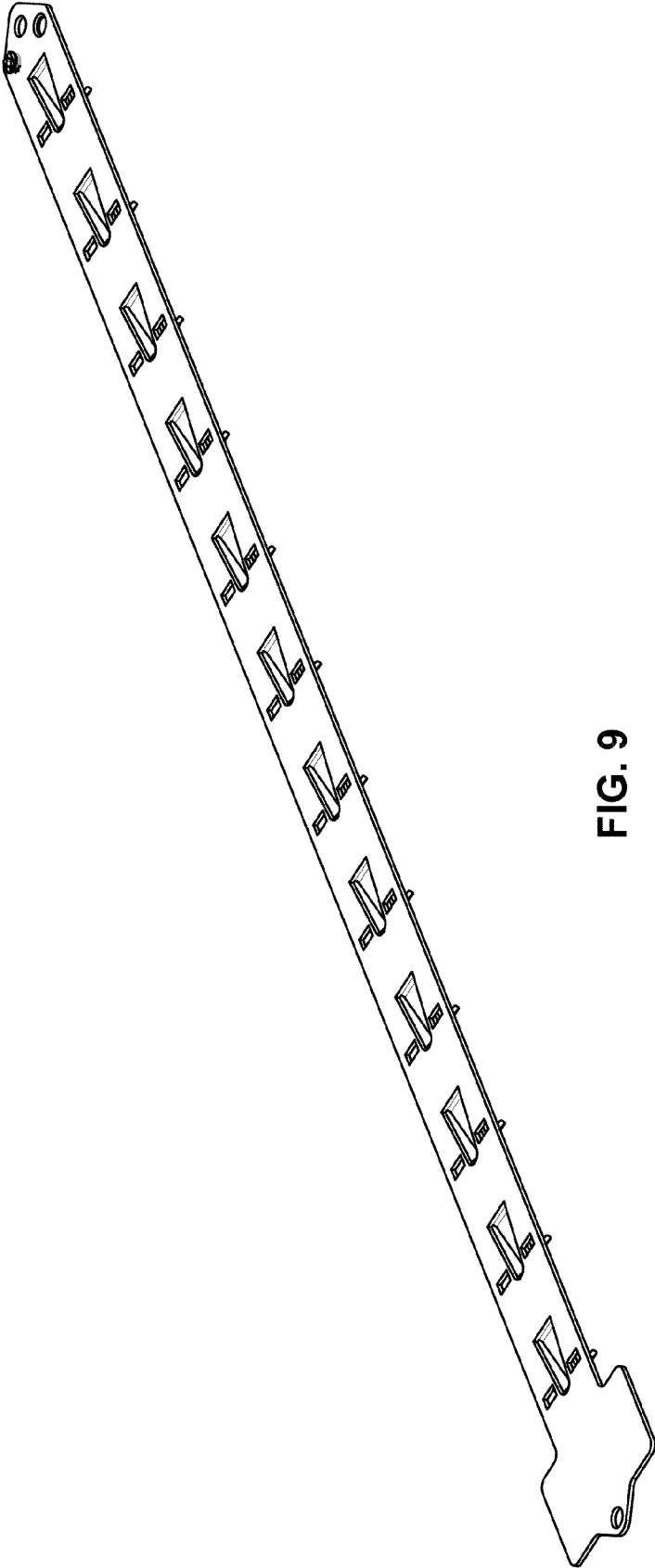


FIG. 9

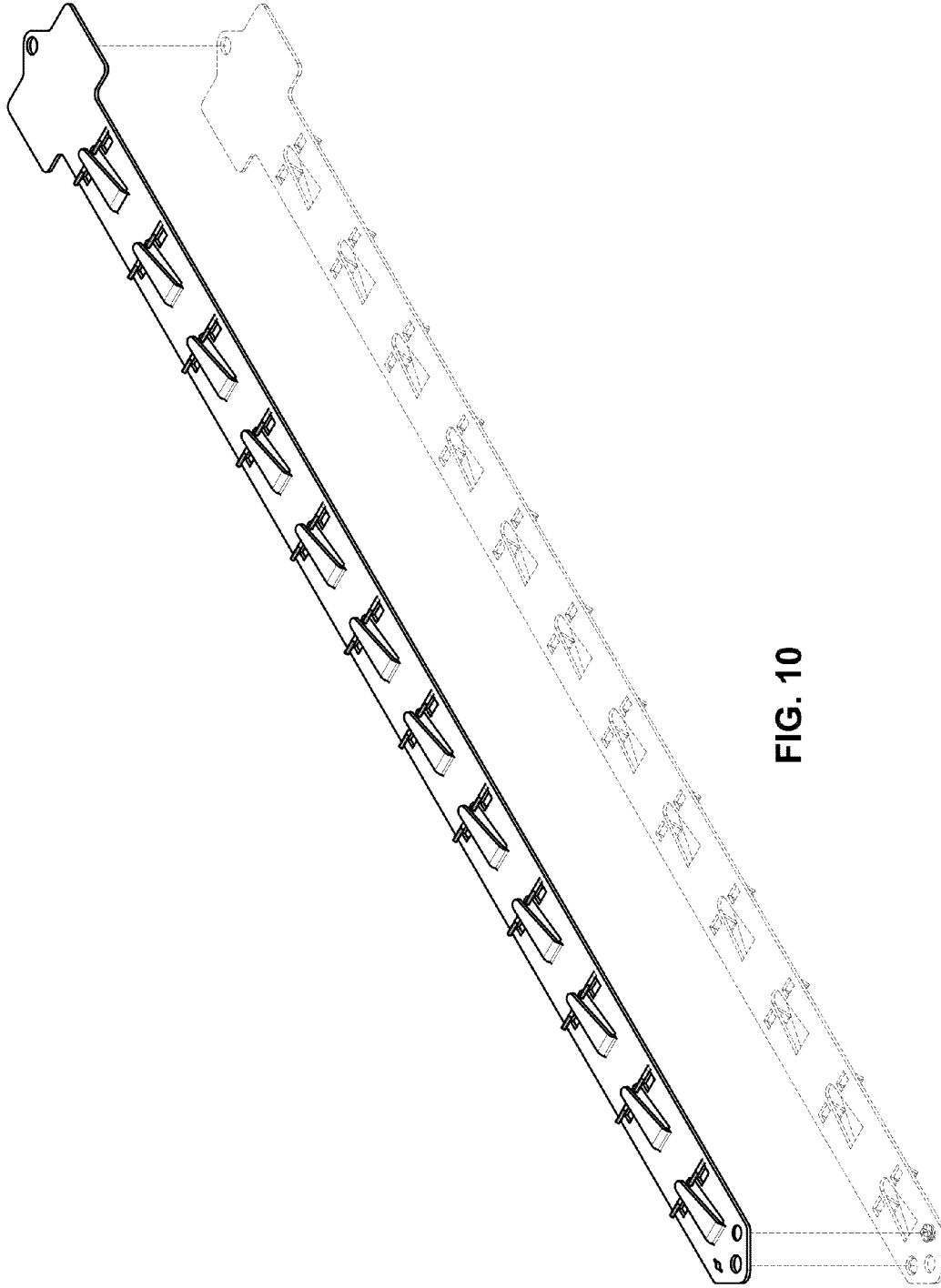


FIG. 10