



US00D577640S

(12) **United States Design Patent**
Wyszogrod et al.

(10) **Patent No.:** **US D577,640 S**

(45) **Date of Patent:** **** Sep. 30, 2008**

(54) **VEHICLE INSTRUMENT PANEL**

(75) Inventors: **Jose Wyszogrod**, Los Angeles, CA (US);
Hiroki Shigehara, Palos Verdes, CA (US)

(73) Assignee: **Honda Motor Co., Ltd.**, Tokyo (JP)

(**) Term: **14 Years**

(21) Appl. No.: **29/299,336**

(22) Filed: **Dec. 21, 2007**

(51) **LOC (8) Cl.** **12-16**

(52) **U.S. Cl.** **D12/192**

(58) **Field of Classification Search** D12/192,
D12/415; 180/190; 280/750-752; 296/190.01-190.09,
296/70; D15/17, 28; D10/46, 98, 102-103
See application file for complete search history.

(56) **References Cited**

U.S. PATENT DOCUMENTS

| | | | |
|--------------|---------|-----------------------|---------|
| D403,641 S * | 1/1999 | Sacco et al. | D12/192 |
| D470,807 S * | 2/2003 | Wyszogrod et al. | D12/192 |
| D489,660 S * | 5/2004 | Okumura et al. | D12/192 |
| D494,908 S * | 8/2004 | Pfeiffer | D12/192 |
| D512,006 S * | 11/2005 | Sims | D12/192 |
| D512,357 S * | 12/2005 | Schuttera | D12/192 |

| | | | |
|--------------|---------|----------------------|---------|
| D530,249 S * | 10/2006 | Norman et al. | D12/192 |
| D532,353 S * | 11/2006 | Honda et al. | D12/192 |
| D560,150 S * | 1/2008 | Honma et al. | D12/192 |
| D567,162 S * | 4/2008 | Motozaki et al. | D12/192 |

* cited by examiner

Primary Examiner—Stacia Cadmus

(74) *Attorney, Agent, or Firm*—Plumsea Law Group, LLC;
Mark E. Duell

(57) **CLAIM**

The ornamental design for a vehicle instrument panel, as shown and described.

DESCRIPTION

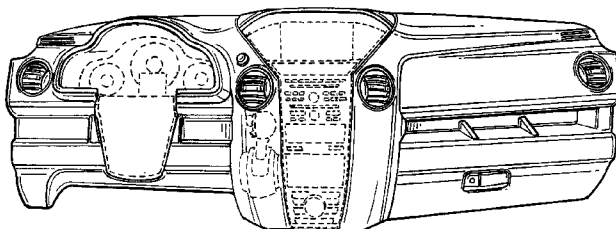
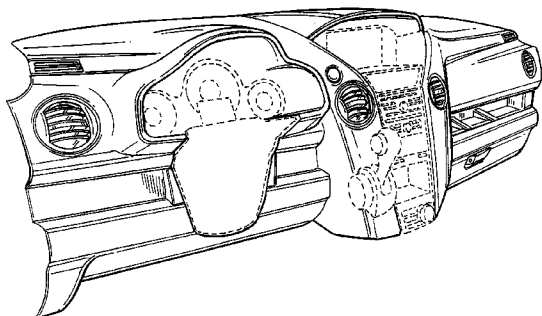
FIG. 1 is a perspective view of a vehicle instrument panel showing my new design;

FIG. 2 is a perspective view thereof viewed from the opposite side; and,

FIG. 3 is a front elevational view thereof.

The broken line showings of the instrument cluster, steering wheel mount area, central display area, central control panel and the gear shifter are for illustrative purposes only and form no part of the claimed design.

1 Claim, 3 Drawing Sheets



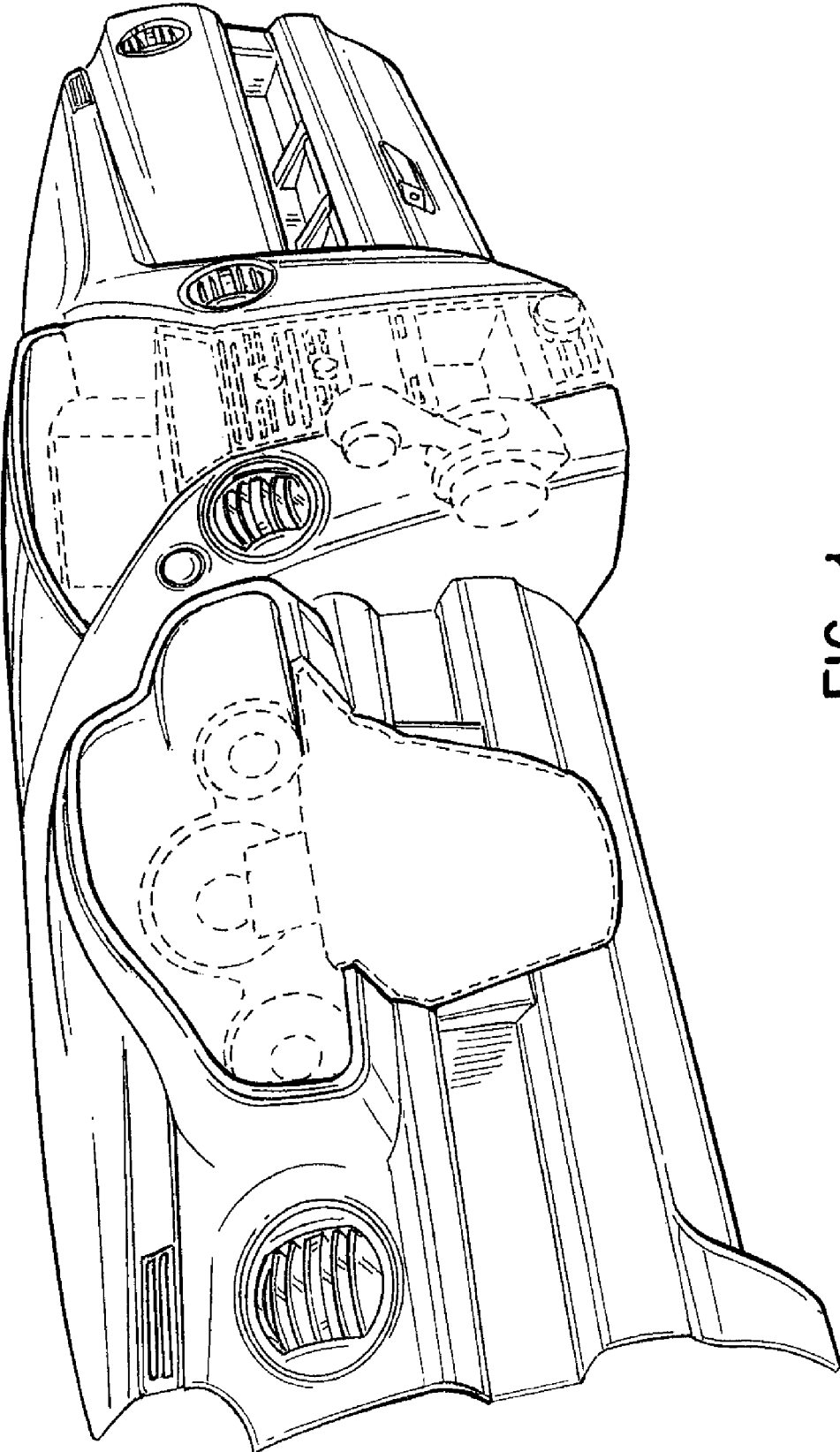


FIG. 1

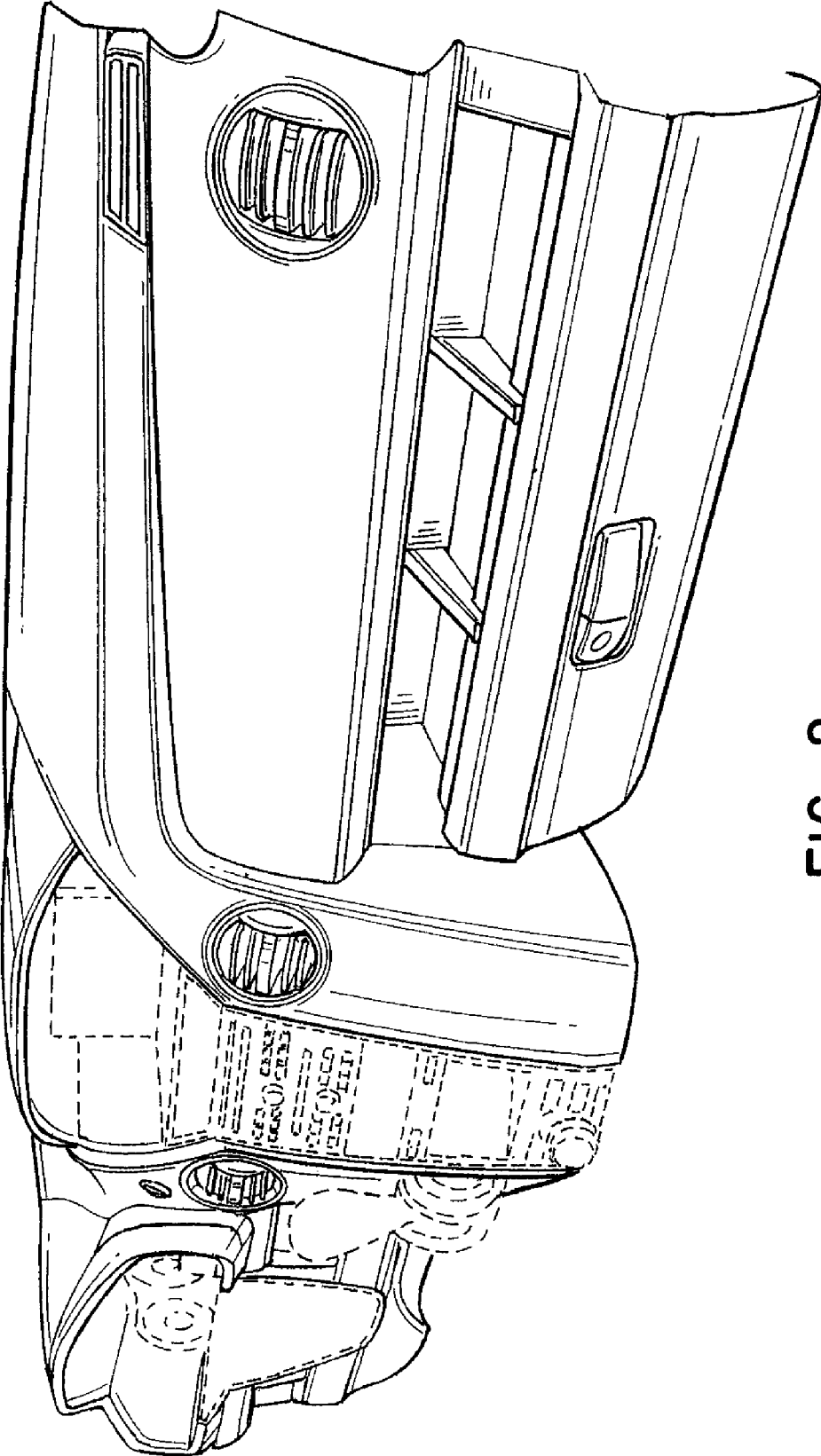


FIG. 2

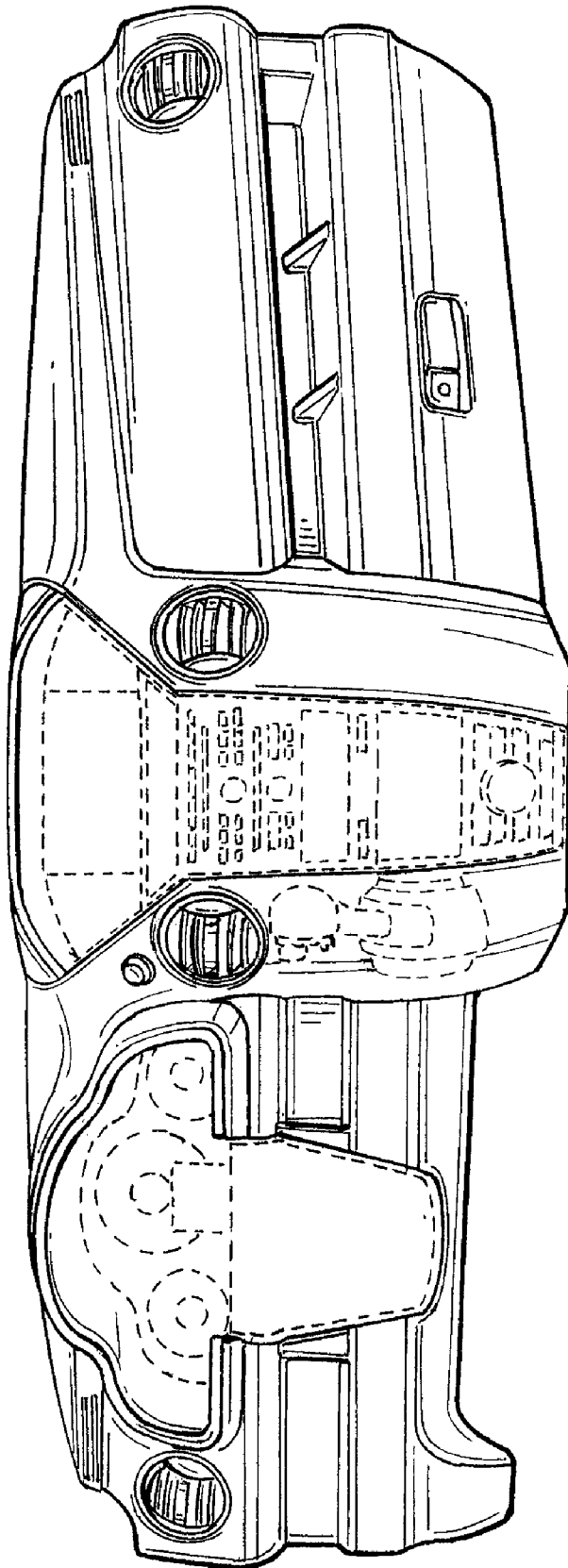


FIG. 3