



US00D587802S

(12) **United States Design Patent**
Boaz

(10) **Patent No.:** **US D587,802 S**

(45) **Date of Patent:** **** Mar. 3, 2009**

(54) **CONTROL UNIT FOR A PERISTALTIC PUMP**

(75) Inventor: **Amos Boaz, Soresh (IL)**

(73) Assignee: **Q-Core Ltd. (IL)**

(**) Term: **14 Years**

(21) Appl. No.: **29/297,535**

(22) Filed: **Nov. 13, 2007**

Related U.S. Application Data

(63) Continuation of application No. 29/280,017, filed on May 14, 2007.

(51) **LOC (9) Cl.** **24-02**

(52) **U.S. Cl.** **D24/111; D10/49**

(58) **Field of Classification Search** D10/49;
D24/107, 111; 417/477.1-477.11, 475, 44.1,
417/202, 477.2, 477.3, 415, 419, 234, 229,
417/321, 265, 405, 360, 474; 128/DIG. 6,
128/12, 13; 604/65, 67, 131, 151, 152, 153,
604/246, 809.1, 891.1, 326, 4.01, 5.01; 607/59
See application file for complete search history.

(56) **References Cited**

U.S. PATENT DOCUMENTS

5,098,261 A * 3/1992 Bertoncini 417/475
5,257,917 A * 11/1993 Minarik et al. 417/475

5,318,413 A * 6/1994 Bertoncini 417/475
D380,546 S * 7/1997 Clegg et al. D24/111
6,422,057 B1 * 7/2002 Anderson 604/153
D540,821 S * 4/2007 Gilroy D15/7
2004/0133166 A1 * 7/2004 Moberg et al. 604/151
2005/0148938 A1 * 7/2005 Blomquist 604/152
2006/0282040 A1 * 12/2006 Toman et al. 604/151
2007/0156092 A1 * 7/2007 Estes et al. 604/151
2007/0201992 A1 * 8/2007 Mernoe 417/321

* cited by examiner

Primary Examiner—Antoine D Davis

(74) *Attorney, Agent, or Firm*—Cantor Colburn LLP

(57) **CLAIM**

I claim, the ornamental design for a control unit for a peristaltic pump, as shown and described.

DESCRIPTION

FIG. 1 is a front view of a control unit for a peristaltic pump, showing my new design;

FIG. 2 is a side view thereof, taken from the left of FIG. 1;

FIG. 3 is a rear view thereof;

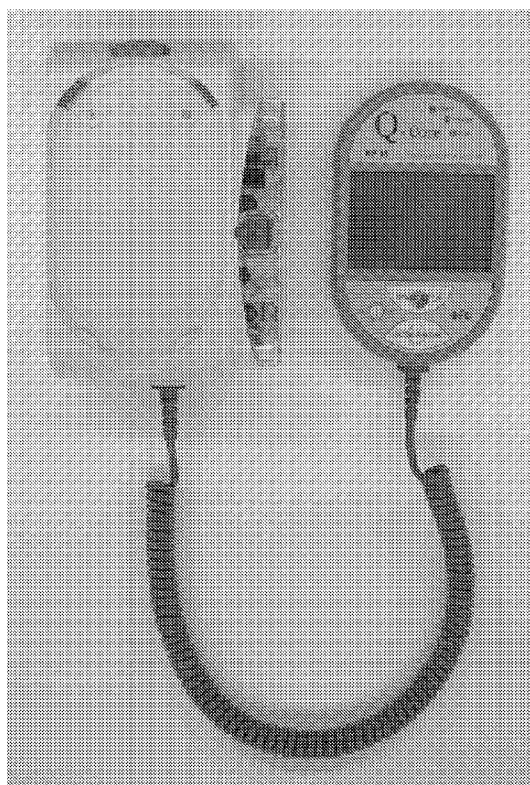
FIG. 4 is a side view thereof, taken from the right of FIG. 1;

FIG. 5 is a top view thereof;

FIG. 6 is a bottom view thereof; and,

FIG. 7 is a perspective view thereof.

1 Claim, 4 Drawing Sheets



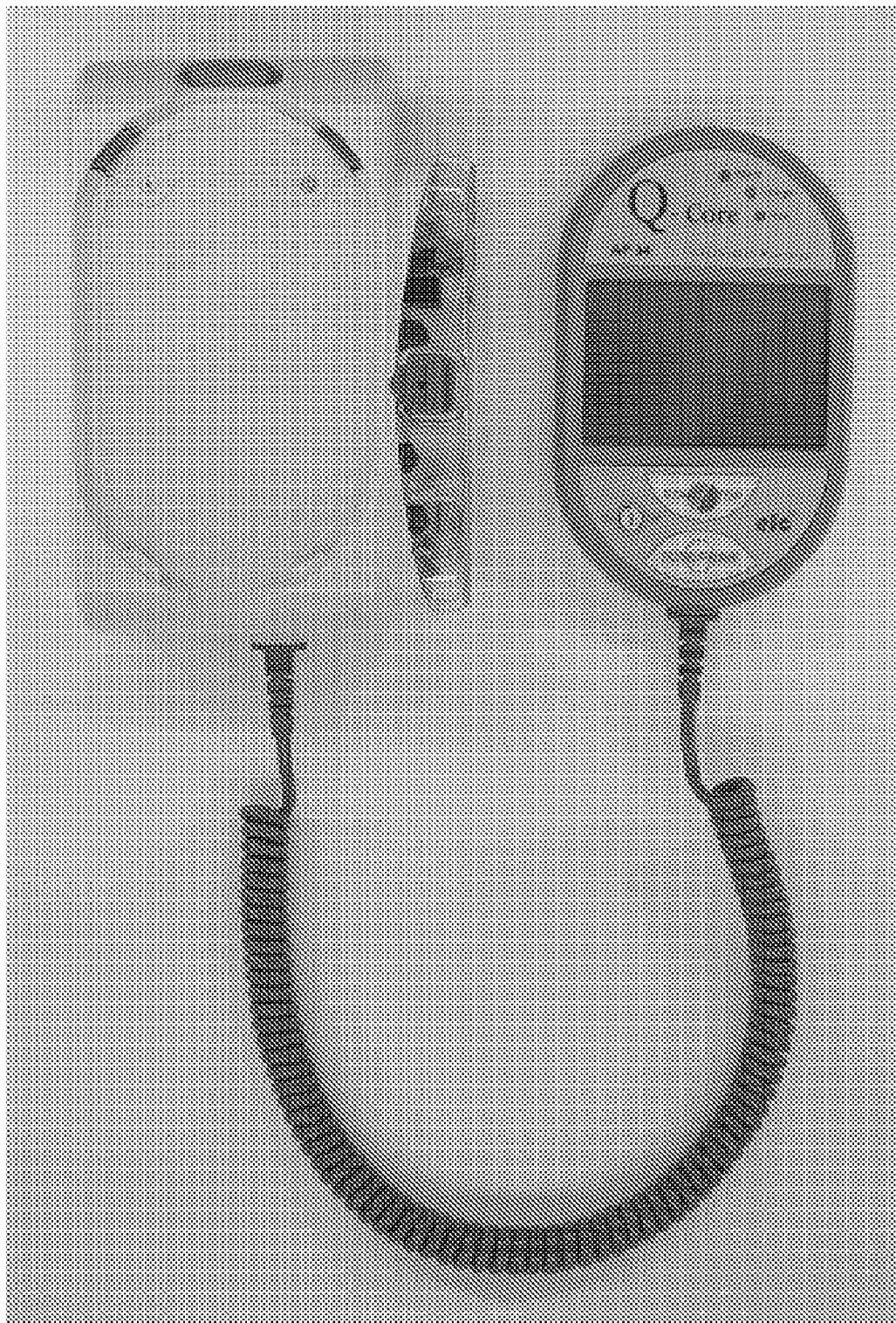


Fig. 1




Fig. 2

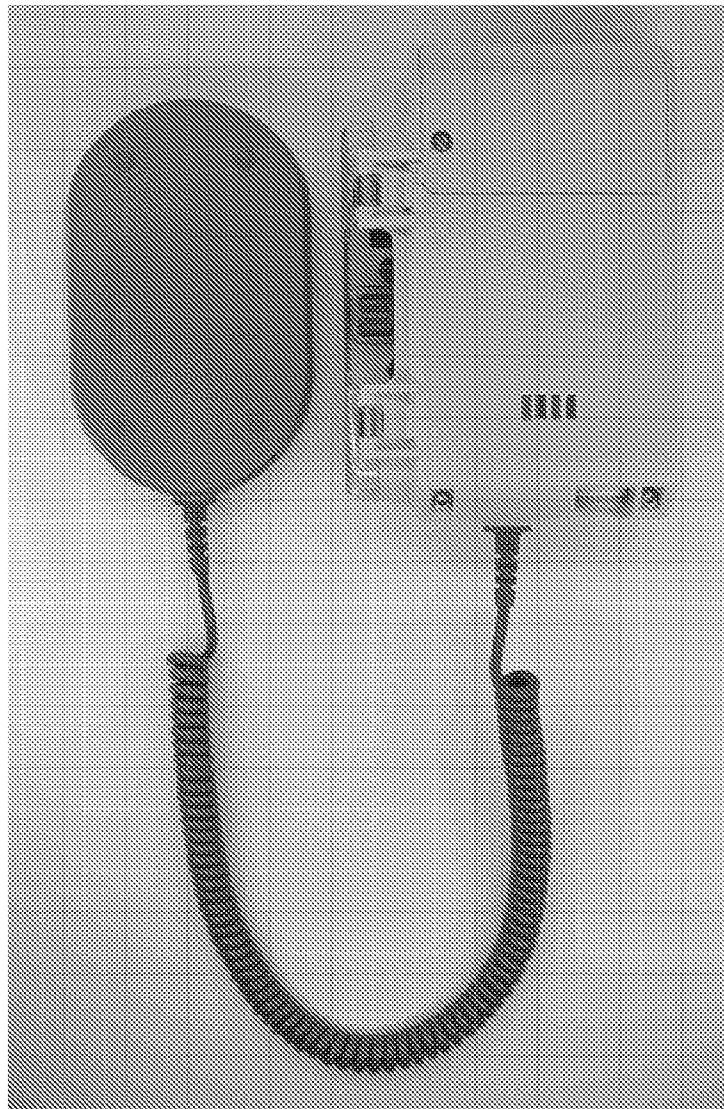


Fig. 3



Fig. 4




Fig. 5




Fig. 6




Fig.7