

(19) World Intellectual Property Organization
International Bureau



(43) International Publication Date
31 October 2002 (31.10.2002)

PCT

(10) International Publication Number
WO 02/086835 A1

(51) International Patent Classification⁷: G08B 21/00, A61B 5/00, H04M 11/04, G08B 5/22

(21) International Application Number: PCT/US02/12876

(22) International Filing Date: 22 April 2002 (22.04.2002)

(25) Filing Language: English

(26) Publication Language: English

(30) Priority Data: 09/841,133 23 April 2001 (23.04.2001) US

(71) Applicant: CARDIONET, INC. [US/US]; 510 Market Street, San Diego, CA 92101 (US).

(81) Designated States (national): AE, AG, AL, AM, AT, AU, AZ, BA, BB, BG, BR, BY, BZ, CA, CH, CN, CO, CR, CU, CZ, DE, DK, DM, DZ, EC, EE, ES, FI, GB, GD, GE, GH, GM, HR, HU, ID, IL, IN, IS, JP, KE, KG, KP, KR, KZ, LC, LK, LR, LS, LT, LU, LV, MA, MD, MG, MK, MN, MW, MX, MZ, NO, NZ, OM, PH, PL, PT, RO, RU, SD, SE, SG, SI, SK, SL, TJ, TM, TN, TR, TT, TZ, UA, UG, UZ, VN, YU, ZA, ZM, ZW.

(84) Designated States (regional): ARIPO patent (GH, GM, KE, LS, MW, MZ, SD, SL, SZ, TZ, UG, ZM, ZW), Eurasian patent (AM, AZ, BY, KG, KZ, MD, RU, TJ, TM), European patent (AT, BE, CH, CY, DE, DK, ES, FI, FR, GB, GR, IE, IT, LU, MC, NL, PT, SE, TR), OAPI patent (BF, BJ, CF, CG, CI, CM, GA, GN, GQ, GW, ML, MR, NE, SN, TD, TG).

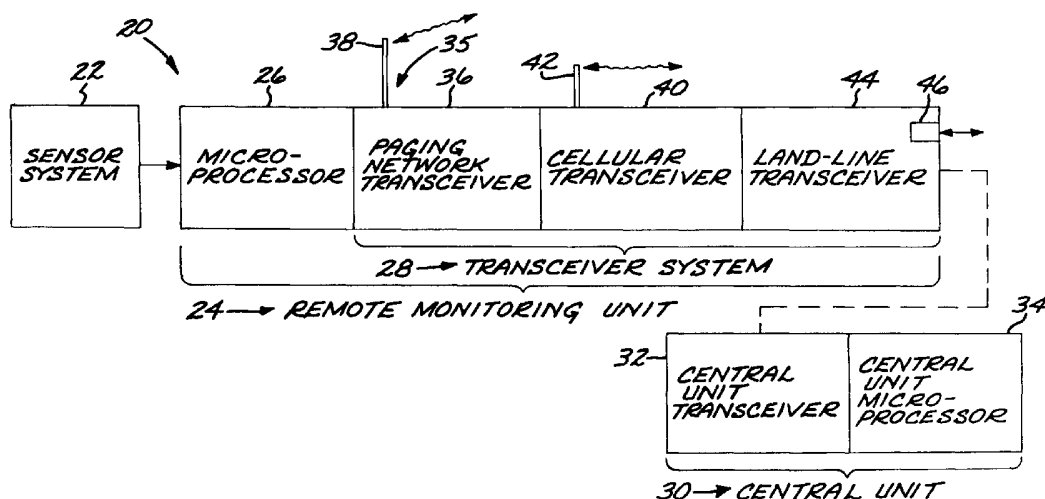
(72) Inventors: ROGERS, Bobby, E.; 3525 Del Mar Heights Road #430, San Diego, CA 92130 (US). MARABLE, William, R.; 6613 Corte Real, Carlsbad, CA 92009 (US). EGGERS, Philip, N.; 15238 Midland Road, Poway, CA 92064 (US).

Published:
— with international search report
— before the expiration of the time limit for amending the claims and to be republished in the event of receipt of amendments

(74) Agent: COVERSTONE, Thomas, E.; Procopio, Cory, Hargreaves & Savitch LLP, 530 B Street, Suite 2100, San Diego, CA 92101-4469 (US).

For two-letter codes and other abbreviations, refer to the "Guidance Notes on Codes and Abbreviations" appearing at the beginning of each regular issue of the PCT Gazette.

(54) Title: MEDICAL MONITORING SYSTEM HAVING MULTIPATH COMMUNICATIONS CAPABILITY



(57) Abstract: A medical monitoring system has a sensor system including a sensor associated with a patient and a remote monitoring unit. The remote monitoring unit includes a microprocessor in communication with the sensor system, and a portable-monitoring-unit transceiver system in communication with the microprocessor. The portable-monitoring-unit transceiver system has a land-line telephone transceiver and/or a cellular telephone transceiver, and a third-network transceiver such as a paging-network transceiver. A full data set is transmitted over the land-line telephone transceiver or the cellular telephone transceiver when communications links over these transceivers are available, and a reduced data set is transmitted over the third-network transceiver when communications links over the land-line telephone transceiver and the cellular telephone transceiver are not available.



WO 02/086835 A1

-1-

MEDICAL MONITORING SYSTEM HAVING
MULTIPATH COMMUNICATIONS CAPABILITY

This invention relates to a medical monitoring system utilizing a remote
5 monitoring unit and, more particularly, to the provision of a communication link for
the remote monitoring unit with wider coverage than previously available.

BACKGROUND OF THE INVENTION

Advances in sensor technology, electronics, and communications have made it
10 possible for physiological characteristics of patients to be monitored even when the
patients are ambulatory and not in continuous, direct contact with a hospital
monitoring system. For example, US Patent 5,959,529 describes a monitoring system
in which the patient carries a remote monitoring unit with associated physiological
sensors. The remote monitoring unit conducts a continuous monitoring of one or
15 more physiological characteristics of the patient according to the medical problem of
the patient, such as the heartbeat and its waveform.

An important objective of such portable monitoring systems is to establish
contact with a central unit, which is in turn in contact with medical personnel and
medical records. The ability to establish contact allows the central unit to determine
20 the existence of a medical emergency with the patient, and to render medical
assistance to the patient during such an emergency. The ability to establish contact is
also important psychologically to the patient, so that the patient knows that (s)he is
not alone and out of touch.

At the present time, the portable monitoring systems may establish
25 communication links to the central unit through telephone land-lines, when the patient
is in a location where land-line telephone access is readily available, or through the
cellular telephone system when land-line access is not available or an emergency
suddenly occurs. However, the present inventors have recognized that the existing
medical monitoring systems are hampered by the fact that cellular telephone
30 communication links are not available in many parts of the United States and in other
countries. This unavailability arises because the cellular system infrastructure is not
in place in relatively remote areas and because cellular telephone signals will not

-2-

penetrate into many structures even if they are within the range of cellular telephone transceiver cell sites. The result is that the remote monitoring unit is unable to communicate with the central unit from many locations. The patient is therefore unable to obtain emergency assistance in those locations, and consequently feels isolated.

There is a need for an improved approach to ensuring wide-area communication availability for remote monitoring units of medical monitoring systems. The present invention fulfills this need, and further provides related advantages.

SUMMARY OF THE INVENTION

The present invention provides a medical monitoring system having a remote monitoring unit that has full communications coverage throughout the United States and much of the world. This communications coverage includes a wide geographical area and also locations such as the interiors of buildings that are sometimes unavailable for cellular telephone coverage. This full communications coverage allows the remote monitoring unit to communicate with the central unit under emergency conditions. Equally importantly, the patient being monitored has the peace of mind of knowing that (s)he is never completely out of touch with medical assistance. The present approach may be implemented relatively inexpensively, as the system infrastructure is in place and operating, and it may be adopted to new communications technologies that become available. The necessary addition to the remote monitoring unit adds very little in size, weight, and power consumption to the remote monitoring unit.

In accordance with the invention, a medical monitoring system comprises a sensor system including a sensor associated with a patient, and a remote monitoring unit. The remote monitoring unit comprises a microprocessor in communication with the sensor system, and a portable-monitoring-unit transceiver system in communication with the microprocessor. The portable-monitoring-unit transceiver system includes at least one transceiver selected from the group consisting of a land-line telephone transceiver and a primary wireless-network transceiver such as a cellular telephone transceiver, and preferably both. The portable-monitoring-unit

-3-

transceiver system further comprises a third-network transceiver, such as a paging-network transceiver. Preferably, the portable-monitoring unit transceiver system includes a land-line telephone transceiver, a cellular telephone transceiver, and a paging-network transceiver.

5 The medical monitoring system also typically includes a central unit comprising a central unit transceiver which supports communication with the portable-monitoring-unit transceiver system.

 The third network is preferably the paging system, but it may be of other types such as a marine network, an emergency network, or the like. The paging system, as
10 it is used today in other applications, is intended to communicate relatively limited amounts of information, typically a brief message to a user that prompts the user to make some further contact or a short reply from the user. In a typical case, the user is prompted to go to a telephone to contact the person who has made the page. Stated alternatively, the paging network has a relatively low bandwidth. Within this
15 constraint, however, the bidirectional paging network has the important advantage that it operates through orbiting communication satellites or an antenna system that give it very wide area coverage and at frequencies that permit its signal to penetrate to locations and to be used in locations that do not permit cellular communication. The paging network has the additional advantage that its infrastructure is in place and
20 operating.

 The present inventors have recognized that the use of the paging network for emergency medical monitor communications does not permit the transmission of as high a data rate as does cellular or land-line communication. However, in an
25 emergency where high-bandwidth communication is not available, more limited communication between the patient and the central unit is better than no communication between the patient and the central unit.

 Accordingly, in this architecture the microprocessor of the remote monitoring unit usually includes a first processing routine that transmits a full data set over the land line or cellular system when a communication link over one of these transceivers
30 is available, and a second processing routine that transmits a reduced data set over the paging-network (or other third-network) transceiver when a communication link over other transceivers is not available. For example, the first processing routine transmits

-4-

full physiological information such as a complete heartbeat waveform in the case of heart patients, while the second processing routine might transmit a reduced data set such as heart rate, waveform classification, and other computed information locally derived from the heartbeat waveform by calculations made in the remote monitoring unit. Alternatively, the remote monitoring unit may make multiple transmissions over the paging network, but even in this case it is unlikely that full physiological information from the sensor can be transmitted at the same rate as achieved over the land-line or cellular communication systems.

The present invention establishes a communications hierarchy for the medical monitoring system. The medical monitoring system preferably has two basic communications paths between the remote monitoring unit and the central unit, the land-line telephone system and a wireless link such as the cellular-network system. Each of these communications paths has a relatively high communications bandwidth and can carry extensive data. However, in those cases where the basic communications system is unavailable, a third-network backup system, usually with a much narrower bandwidth, provides a minimal data set to define the event detected.

Other features and advantages of the present invention will be apparent from the following more detailed description of the preferred embodiment, taken in conjunction with the accompanying drawings, which illustrate, by way of example, the principles of the invention. The scope of the invention is not, however, limited to this preferred embodiment.

BRIEF DESCRIPTION OF THE DRAWINGS

Figure 1 is a schematic diagram of a medical monitoring system; and

25

Figure 2 is a block flow diagram of a method of operation of the communications.

DETAILED DESCRIPTION OF THE INVENTION

Figure 1 depicts a preferred embodiment of a medical monitoring system 20. The medical monitoring system 20 includes a sensor system 22 having a sensor associated with a patient. The sensor system 22 may monitor any of a variety of

-5-

physiological characteristics of the patient, such as a heartbeat waveform, blood pressure, brain signals, blood chemistry, and the like. The sensor system 22 communicates with a remote monitoring unit (RMU) 24 that is either carried by the patient or is relatively physically close to the patient. The communication between the sensor system 22 and the remote monitoring unit 24 may be either wired or wireless, such as a short-range radio frequency link.

The remote monitoring unit 24 includes a microprocessor 26 in communication with the sensor system 22. The microprocessor 26 performs computations as may be necessary and oversees the operation of a portable-monitoring-unit transceiver system 28 that is also a part of the remote monitoring unit 24. The portable-monitoring-unit transceiver system 28 communicates with a central unit (CU) 30 having a central-unit transceiver system 32 that supports communications of the types found in the portable-monitoring-unit transceiver system 28 and which will be discussed subsequently. The central unit 30 also includes a central unit microprocessor 34 that coordinates the central-unit transceiver system 32 and performs other analytical and control functions. The general features of a preferred form of the medical monitoring system 20, other than those to be discussed subsequently, are described in US Patent 5,959,529, whose disclosure is incorporated by reference.

The portable-monitoring-unit transceiver system 28 includes a third-network transceiver 35. The third-network transceiver 35 is preferably a two-way paging-network transceiver operable with the paging network, and the following discussion will focus on that preferred embodiment. However, the third-network transceiver 35 may be of other backup types, such as a specialized emergency-network transceiver, a marine-network transceiver, and the like.

The embodiment of Figure 1 includes the paging network transceiver 36 and its antenna 38 that selectively establish a third-network link (in this case a paging-network link) with the central unit 30. The paging network transceiver 36 operates using the existing paging network available throughout the United States and much of the rest of the world. Communication with the paging network is available in virtually every part of the United States and in most parts of the rest of the world. It is available in the open, inside buildings, in aircraft, and onboard ships. The paging network

-6-

originally operated unidirectionally, with signals conveyed only from the satellite to the paging unit, but it is now available in a bidirectional form as suggested by the term "transceiver", an art-recognized contraction of "transmitter/receiver". That is, the bidirectional paging transceiver 36 may either receive information or send information, via the existing paging system, to the central unit transceiver 32.

The portable-monitoring-unit transceiver system 28 further includes a cellular telephone transceiver 40 and its antenna 42, which serves as a primary wireless-network transceiver. The cellular transceiver 40 selectively establishes a cellular link with the central unit 30. The cellular telephone transceiver 36 operates using the existing network of cell sites available through much of the United States and some of the rest of the world. Cellular communications links are operable in the open, inside most automobiles within range of cell sites, and inside many buildings, but are often not available in some buildings, in aircraft, or onboard ships. The cellular telephone transceiver 40 may either receive information or send information through the cellular network to the central unit transceiver 32.

The portable-monitoring-unit transceiver system 28 further includes a land-line telephone transceiver 44 and its plug jack 46. The land-line telephone transceiver 44 selectively establishes a land-line link with the central unit 30. The land-line telephone transceiver 44 operates using the land-line system (which may also include microwave links of the land lines) available through much of the United States and much of the rest of the world. Land-line telephone communications links are available through telephone central switching offices wherever there is a plug connection, but the need for physical access to a plug limits the mobility of the patient. The land-line telephone transceiver 44 may either receive information or send information through the land-line system to the central unit transceiver 32.

Figure 2 depicts the sequence of events when communication is required between the remote monitoring unit 24 and the central unit 30. A need for communications is first determined, numeral 60. This step typically occurs when the remote monitoring unit 24 determines that it needs to communicate with the central unit 30, but it may also occur when the central unit 30 determines that it needs to communicate with the remote monitoring unit 24. The former case will be discussed in detail, but the discussion is equally applicable to the latter case.

-7-

The land-line transceiver 44 is used if the land-line link is available, numeral 62. That is, the microprocessor 26 seeks to open a land-line communication link to the central unit 30 through the land-line transceiver 44. If there is no plug in the plug jack 46 or if it is otherwise not possible to dial up the central unit 30, then the
5 microprocessor 26 seeks to open a cellular link to the central unit 30 through the cellular telephone transceiver 40, numeral 64. The use of the land-line transceiver 44 is preferred to the use of the cellular telephone transceiver 40, because the land-line communication link is more reliable, more secure, and usually less costly, if available.

If the communication link is established either through the land-line
10 transceiver 44 or the cellular transceiver 40, then the microprocessor 26 uses a first processing routine stored therein that transmits a full data set through either of these wide-bandwidth communications channels. This is the desired operating mode of the medical monitoring system 20, because its full data capabilities may be employed.

However, as noted above, in some instances neither the land-line link nor the
15 cellular link is available due to reasons such as unavailability of the land line, unavailability of the cellular system, user overload of the cellular system, interference to wireless communications in the frequency band of the cellular system, or the like. In that case, the paging-network (or other third-network) transceiver 36 is used, numeral 66. Because of the narrow communications bandwidth of the paging
20 network, the microprocessor 26 typically uses a second processing routine stored therein that determines and transmits a reduced data set over the paging-network link. In some cases where the sensor system 22 obtains a small amount of data such as a single blood chemistry number, the full data set may be transmitted over the paging network transceiver 36. In other cases where the sensor system 22 obtains much
25 larger amounts of data, such as a heartbeat waveform, then it is not possible to transmit the full data set even if data compression techniques are used. The second processing routine is written to select only the most important of the data that is gathered by the sensor system 22, or to calculate secondary data from the gathered data, for transmission over the paging network transceiver 36. In the case of the
30 heartbeat, for example, the second processing routine may calculate a heart rate (number of beats per minute), an amplitude, and waveform characteristics of selected portions of the full heartbeat signal for transmission within the bandwidth constraints

of the paging network. The second processing routine would typically not select voice or other audio signals for transmission. This reduced data set, while not as complete as the full data set, is far better and more useful to the central unit 30 in diagnosing and aiding the patient than having no information and no contact at all. It is possible to perform multiple serial communications between the remote monitoring unit 24 and the central unit 30 to transmit more information, but even in that case it is unlikely that the full data set can be conveyed. The selection of the content of the reduced data set and hence the content of the second processing routine is left to the individual situation and type of data being monitored for the individual patient.

The present invention provides a communications hierarchy based upon a recognition that limited communications is better than no communications in many instances, and a recognition of the tradeoff between communications availability and bandwidth. Some currently available communications links are summarized in the following table, with the land-line telephone being a wired connection and the other communications links being wireless. However, it is emphasized that the use of the present invention is not limited to these types of communications links and includes other presently available and future communications links:

| Communications Link | Center Frequency (MHZ) | Bandwidth (Qualitative) |
|---------------------------------|---------------------------|----------------------------|
| Land-line telephone | -- | very high |
| Analog cellular phone | 859 | moderate |
| Digital CDMA cellular phone | 800 | high |
| Digital PCS CDMA cellular phone | 1900 | high |
| Motorola Reflex paging | 900 | moderate |
| Celelemetry paging | 859 | very low |

Thus, it is preferred that the portable-monitoring-unit transceiver system of the medical monitoring system include the land-line telephone transceiver and a digital cellular transceiver. However, when communication over these communications links is not available, one of the paging systems may be used as a backup. Even data

-9-

communications over a low-bandwidth or moderate-bandwidth paging system is preferable to no communication in many situations.

Although a particular embodiment of the invention has been described in detail for purposes of illustration, various modifications and enhancements may be
5 made without departing from the spirit and scope of the invention. Accordingly, the invention is not to be limited except as by the appended claims.

-10-
CLAIMS

What is claimed is:

1. A medical monitoring system, comprising:
a sensor system including a sensor associated with a patient; and
a remote monitoring unit comprising
a microprocessor in communication with the sensor system, and
a portable-monitoring-unit transceiver system in communication with
the microprocessor, the portable-monitoring-unit transceiver system comprising
a land-line telephone transceiver,
a primary wireless-network transceiver, and
a third-network transceiver.
2. The medical monitoring system of claim 1, wherein the primary
wireless-network transceiver comprises a cellular telephone transceiver.
3. The medical monitoring system of claim 1, wherein the third-network
transceiver comprises a paging-network transceiver.
4. The medical monitoring system of claim 1, wherein the third-network
transceiver comprises a bidirectional paging-network transceiver.
5. The medical monitoring system of claim 1, wherein a third network
operating with the third-network transceiver has a lower data bandwidth than a
primary wireless network operating with the primary wireless-network transceiver.
6. The medical monitoring system of claim 1, wherein the medical
monitoring system further includes
a central unit comprising
a central unit transceiver which supports communication with the
portable-monitoring-unit transceiver system.

-11-

7. The medical monitoring system of claim 1, wherein the microprocessor of the remote monitoring unit includes

a first processing routine that transmits

a full data set over the land-line telephone transceiver when a communication link over the land-line telephone transceiver is available, and

a full data set over the primary wireless-network transceiver when a communication link over the primary wireless-network transceiver is available and a communication link over the land-line telephone transceiver is not available, and

a second processing routine that transmits a reduced data set over the third-network transceiver when a communication link over the land-line telephone transceiver and the primary wireless-network transceiver are not available.

8. A medical monitoring system, comprising:

a sensor system including a sensor associated with a patient; and

a remote monitoring unit comprising

a microprocessor in communication with the sensor system, and

a portable-monitoring-unit transceiver system in communication with the microprocessor, the portable-monitoring-unit transceiver system comprising a paging-network transceiver.

9. The medical monitoring system of claim 8, wherein the medical monitoring system further includes

a central unit comprising

a central unit transceiver which supports communication with the portable-monitoring-unit transceiver system.

10. A medical monitoring system, comprising:

a sensor system including a sensor associated with a patient; and

a remote monitoring unit comprising

a microprocessor in communication with the sensor system, and

-12-

a portable-monitoring-unit transceiver system in communication with the microprocessor, the portable-monitoring-unit transceiver system comprising at least one transceiver selected from the group consisting of a land-line telephone transceiver and a primary wireless-network transceiver, and a third-network transceiver.

11. The medical monitoring system of claim 10, wherein the primary wireless-network transceiver comprises a cellular telephone transceiver.

12. The medical monitoring system of claim 10, wherein the third-network transceiver comprises a paging-network transceiver.

13. The medical monitoring system of claim 10, wherein the medical monitoring system further includes a central unit comprising a central unit transceiver which supports communication with the portable-monitoring-unit transceiver system.

14. The medical monitoring system of claim 10, wherein the microprocessor of the remote monitoring unit includes a first processing routine that transmits a full data set over the at least one transceiver when a communication link over the at least one transceiver is available, and a second processing routine that transmits a reduced data set over the third-network transceiver when a communication link over the at least one additional transceiver is not available.

15. A method for performing communications by a remote monitoring unit to a central unit, comprising the steps of determining a need for communication by the remote monitoring unit to the central unit;

-13-

the remote monitoring unit communicating with the central unit by a land-line link if the land-line link is available;

the remote monitoring unit communicating with the central unit by a cellular link if the land-line link is not available; and

the remote monitoring unit communicating with the central unit by a third-network link if the land-line link and the cellular link are not available.

16. The method of claim 15, wherein the third-network link is a paging-network link.

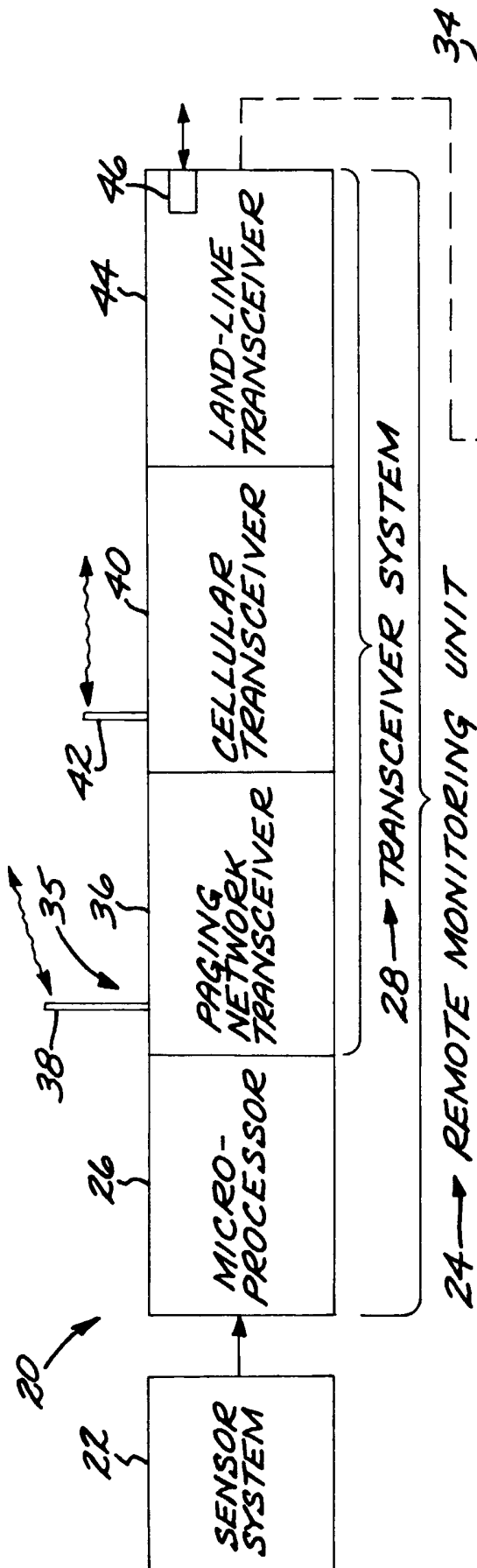
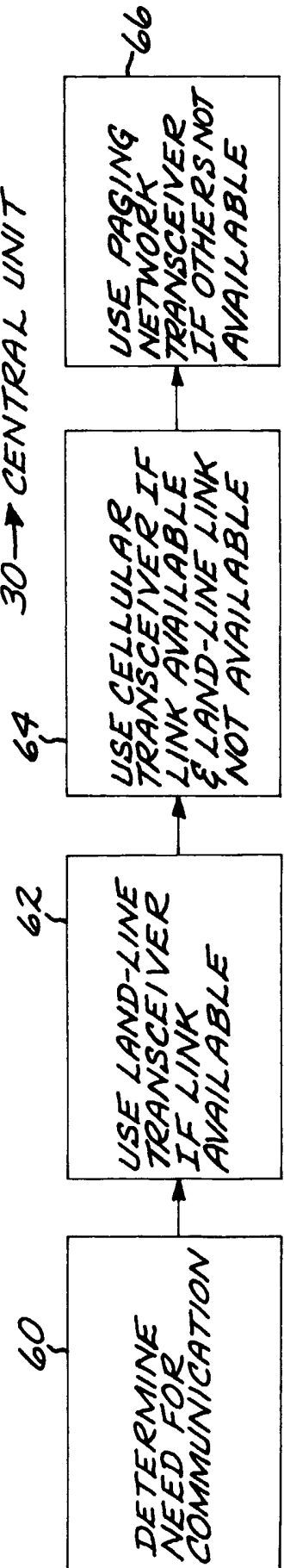


FIG. 1

FIG. 2



INTERNATIONAL SEARCH REPORT

International Application No
PCT/US 02/12876

A. CLASSIFICATION OF SUBJECT MATTER
IPC 7 G08B21/00 A61B5/00 H04M11/04 G08B5/22

According to International Patent Classification (IPC) or to both national classification and IPC

B. FIELDS SEARCHED

Minimum documentation searched (classification system followed by classification symbols)
IPC 7 G08B A61B H04M

Documentation searched other than minimum documentation to the extent that such documents are included in the fields searched

Electronic data base consulted during the international search (name of data base and, where practical, search terms used)

EPO-Internal, WPI Data

C. DOCUMENTS CONSIDERED TO BE RELEVANT

| Category ° | Citation of document, with indication, where appropriate, of the relevant passages | Relevant to claim No. |
|------------|---|-----------------------|
| X | US 6 160 478 A (PETELENZ TOMASZ J ET AL) 12 December 2000 (2000-12-12) column 2, line 60 -column 3, line 67; claim 18; figures 1-4 | 1-6,8-13 |
| Y | --- | 15 |
| X | US 5 724 025 A (TAVORI ITZCHAK) 3 March 1998 (1998-03-03) column 3, line 41 - line 67 column 5, line 55 - line 64; figure 1 | 1,2,5,10 |
| Y | US 5 729 197 A (CASH JEFFREY M) 17 March 1998 (1998-03-17) column 4, line 62 -column 5, line 7; figure 3A | 15 |

Further documents are listed in the continuation of box C.

Patent family members are listed in annex.

° Special categories of cited documents :

- *A* document defining the general state of the art which is not considered to be of particular relevance
- *E* earlier document but published on or after the international filing date
- *L* document which may throw doubts on priority claim(s) or which is cited to establish the publication date of another citation or other special reason (as specified)
- *O* document referring to an oral disclosure, use, exhibition or other means
- *P* document published prior to the international filing date but later than the priority date claimed

- *T* later document published after the international filing date or priority date and not in conflict with the application but cited to understand the principle or theory underlying the invention
- *X* document of particular relevance; the claimed invention cannot be considered novel or cannot be considered to involve an inventive step when the document is taken alone
- *Y* document of particular relevance; the claimed invention cannot be considered to involve an inventive step when the document is combined with one or more other such documents, such combination being obvious to a person skilled in the art.
- * & * document member of the same patent family

Date of the actual completion of the international search

3 September 2002

Date of mailing of the international search report

10/09/2002

Name and mailing address of the ISA

European Patent Office, P.B. 5818 Patentlaan 2
NL - 2280 HV Rijswijk
Tel. (+31-70) 340-2040. Tx. 31 651 epo nl,
Fax: (+31-70) 340-3016

Authorized officer

Dascalu, A

INTERNATIONAL SEARCH REPORT

Information on patent family members

International Application No

PCT/US 02/12876

| Patent document cited in search report | | Publication date | | Patent family member(s) | Publication date |
|--|---|------------------|----|-------------------------|------------------|
| US 6160478 | A | 12-12-2000 | FR | 2785073 A1 | 28-04-2000 |
| | | | US | 2001004234 A1 | 21-06-2001 |
| US 5724025 | A | 03-03-1998 | EP | 0790034 A2 | 20-08-1997 |
| US 5729197 | A | 17-03-1998 | AU | 1807897 A | 10-09-1997 |
| | | | WO | 9731351 A1 | 28-08-1997 |