



US006482812B2

(12) **United States Patent**  
DeLuca et al.(10) **Patent No.:** US 6,482,812 B2  
(45) **Date of Patent:** \*Nov. 19, 2002(54) **METHOD OF LOCKING 1 $\alpha$ -OH OF VITAMIN D COMPOUNDS IN AXIAL ORIENTATION**(75) Inventors: **Hector F. DeLuca**, Deerfield, WI (US);  
**Rafal R. Sicinski**, Warsaw (PL)(73) Assignee: **Wisconsin Alumni Research Foundation**, Madison, WI (US)

(\*) Notice: Subject to any disclaimer, the term of this patent is extended or adjusted under 35 U.S.C. 154(b) by 0 days.

This patent is subject to a terminal disclaimer.

(21) Appl. No.: **09/835,742**(22) Filed: **Apr. 16, 2001**(65) **Prior Publication Data**

US 2001/0025036 A1 Sep. 27, 2001

**Related U.S. Application Data**

(62) Division of application No. 09/553,206, filed on Apr. 20, 2000, now Pat. No. 6,369,099, said application No. 09/082,776, filed on May 21, 1998, now Pat. No. 6,114,317.

(51) **Int. Cl.**<sup>7</sup> ..... **A61K 31/59**(52) **U.S. Cl.** ..... **514/167; 552/653**(58) **Field of Search** ..... 514/167; 552/653(56) **References Cited****U.S. PATENT DOCUMENTS**

4,666,634 A	5/1987	Miyamoto et al. ....	260/397.2
5,536,713 A	7/1996	DeLuca et al. ....	514/167
5,877,168 A	3/1999	Miyamoto et al. ....	514/167
5,945,410 A	8/1999	DeLuca et al. ....	514/167
6,114,317 A *	9/2000	DeLuca et al. ....	514/167

**FOREIGN PATENT DOCUMENTS**

EP	0184206	12/1985
EP	0387077	12/1992
EP	0516410	12/1992
JP	6-041059	* 2/1994
WO	9601811	1/1996

**OTHER PUBLICATIONS**

XP-002066055, Nov. 21, 1994.\*

MARPAT 130: 209850.\*

Scheddin et al, 2 $\beta$ -Chloro, -Fluro,-Methoxy, 1 $\alpha$ , 25-Dihydroxyvitamin D<sub>3</sub>, Steroids, 63, 633-643, 1998.Sato et al, 1 $\alpha$ -Hydroxyl Derivatives of Vitamin D<sub>3</sub>, Chemical Pharmaceutical Bulletin 26, 2933-2940, 1978.Tohira et al, 1 $\alpha$ -[2-3H]-Hydroxyvitamin D<sub>3</sub>, Anal. Biochem., 77, 495-502, 1977.Wing et al, "Vitamin D in Solution: Conformations of Vitamin D<sub>3</sub>, 1 $\alpha$ ,25-Dihydroxyvitamin D<sub>3</sub>, and Dihydroxycholesterol<sub>3</sub>", Science 186, 939, 1974, pp. 939-941.Katsuhito et al, 6001 Chemical Abstracts, 2 $\beta$ -Substituted Vitamin D Derivatives, vol. 121, No. 21, 1994.Fujishima et al, Synthesis and Biological Activity of 2-Methyl-20-EPI Analogues of 1 $\alpha$ ,25-Dihydroxyvitamin D<sub>3</sub>, Bioorganic & Medicinal Chemistry Letters, vol. 8, No. 16, pp. 2145-2148, Aug. 18, 1998.Konno et al, A Novel and Practical Route to A-Ring Enyne Synthon for 1 $\alpha$ ,25-Dihydroxyvitamin D<sub>3</sub> Analogs: Synthesis of A-Ring Diastereomers of 1 $\alpha$ ,25-Dihydroxyvitamin D<sub>3</sub> and 2-Methyl-1, 25-Dihydroxyvitamin D<sub>3</sub>, Bioorganic & Medicinal Chemistry Letters, vol. 8, No. 2, pp. 151-156, Jan. 20, 1998.

Okamura et al, Vitamin D: Concerning the Relationship Between Molecular Topology and Biological Function, Proc. Nat. Acada, Sci., U.S.A., Oct. 1974, vol. 71, No. 10, pp. 4194-4197.

Okano et al, Regulatory Activities of 2 $\beta$ -(3-Hydroxypropoxy)-1 $\alpha$ , 25-Dihydroxyvitamin D<sub>3</sub>. A Novel Synthetic Vitamin D<sub>3</sub> Derivative on Calcium Metabolism, Biochemical and Biophysical Research Communications, vol. 163, No. 3, pp. 1444-1449, Sep. 29, 1989.Posner et al, 2-Fluroalkyl A-Ring Analogs of 1,25-Dihydroxyvitamin D<sub>3</sub>. Stereocontrolled Total Synthesis Via intramolecular and Intermolecular Diels-Alder Cycloadditions. Preliminary Biological Testing, Journal of Organic Chemistry, vol. 60, No. 14, pp. 4617-4623, Jul. 14, 1995.Posner et al, Stereocontrolled Synthesis of a Trihydroxylated A Ring as an Immediate Precursor to 1 $\alpha$ , 2 $\alpha$ , 25-Trihydroxyvitamin D<sub>3</sub>, J. Org. Chem. 56, pp. 4339-4341, Apr. 15, 1991.Sincinski et al, New 1 $\alpha$ -25-Dihydroxy-19-Norvitamin D<sub>3</sub> Compounds of High Biological Activity: Synthesis and Biological Evaluation of 2-Hydroxymethyl, 2-Methyl, and 2-Methylene Analogues, Journal of Medicinal Chemistry, vol. 41, pp. 4662-4674, Oct. 22, 1998.Sincinski et al, Synthesis, Conformational Analysis and Biological Activity of the 1 $\alpha$ ,25-Dihydroxy-10, 19-Dihydrovitamin D<sub>3</sub> Isomers, Bioorganic Chemistry, vol. 22, pp. 150-171, 1994.Trinh et al, Crystal Structure of 25-Hydroxy-Vitamin D<sub>3</sub> Monohydrate: A Stereo-chemical Analysis of Vitamin D Molecules, J. Org. Chem., 1977, pp. 393-401.Trinh et al, Solid-State Conformations of Vitamin D<sub>3</sub>, J. Org. Chem., vol. 41, No. 21, 1976, pp. 3476-3478.

\* cited by examiner

*Primary Examiner*—Alton Pryor(74) *Attorney, Agent, or Firm*—Andrus, Scales, Starke & Sawall, LLP(57) **ABSTRACT**

A method of modifying or altering the structure of a 1 $\alpha$ -hydroxylated vitamin D compound to increase its biological activity by altering the conformational equilibrium of the A-ring to favor a chair conformation that presents the 1 $\alpha$ -hydroxyl in the axial orientation. This is accomplished by either locking the A-ring chair conformation in a geometry having an axially orientated 1 $\alpha$ -hydroxyl, or by the addition of one or more substituents to the A-ring which interact with other substituents in the molecule or on the A-ring to provide a driving force to the A-ring to adopt a chair conformation which presents the 1 $\alpha$ -hydroxyl in the axial orientation.

**38 Claims, No Drawings**

1

## METHOD OF LOCKING 1 $\alpha$ -OH OF VITAMIN D COMPOUNDS IN AXIAL ORIENTATION

This application is a division of Ser. No. 09/553,206 filed Apr. 20, 2000 now U.S. Pat. No. 6,369,099 which is a division of Ser. No. 09/082,776 filed May 21, 1998 now U.S. Pat. No. 6,114,317.

### STATEMENT REGARDING FEDERALLY SPONSORED RESEARCH OR DEVELOPMENT

This invention was made with United States government support awarded by the following agencies:

NIH Grant No. DK14881

The United States has certain rights in this invention.

### BACKGROUND AND SUMMARY OF THE INVENTION

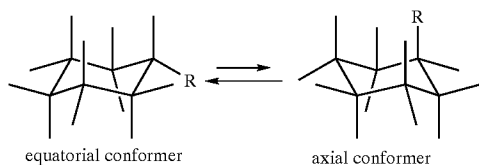
The present invention relates to vitamin D compounds, and more particularly, to a method of presenting the 1 $\alpha$ -OH of vitamin D compounds in an axial orientation and the compounds made thereby.

The two diastereomeric forms of monosubstituted cyclohexanes (Scheme I) are differently populated, the equilibrium constant K being given by the equation

$$\Delta G^\circ = -RT \ln K$$

where  $K = [\text{equatorial conformer}]/[\text{axial conformer}]$ .  $\Delta G^\circ$  (usually negative) is the difference of free energy between the equatorial and axial conformers and  $-\Delta G^\circ$  is known as conformational free energy of the substituent R [defined as it's A value, Winstein et al., J. Am. Chem. Soc. 77, 5562 (1955)]. Thus, the greater the A value of the substituent R, the greater a driving force to adopt the R-equatorial form. A value can be, therefore, considered as

SCHEME I



destabilization energy imparted to a monosubstituted six-membered chair by an axial substituent. Thus, for example, the A value of methyl substituent equals ca. 1.7 kcal/mol [Hirsch, Top. Stereochem. 1, 199 (1967)] that corresponds to 95% of population of equatorial conformer of methylcyclohexane at room temperature. The conformational free energies of substituents in cyclohexanes under ideal conditions are expected to be additive. It is usually assumed that all conformational effects are additive, i.e. various destabilizing interactions identified within a six-membered ring system operate independently of each other. In di-, tri- and polysubstituted cyclohexanes mutual interactions among the substituents have to be considered. Such interactions can destabilize one chair conformation raising its energy to favor an alternate inverted chair form, or even favor some other, distorted (rigid or flexible) cyclohexane geometries. The most important interactions that influence the equilibrium between the respective chair conformations include interaction of a pair of substituents in 1,2-trans-diequatorial and 1,3-cis-diaxial relationship. Thus, total destabilization energy ( $E_D$ ) can be described as a sum of the substituents'

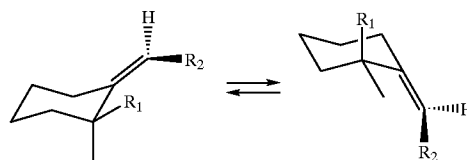
2

A values, representing monoaxial interactions, G values for 1,2-diequatorial interactions and U values for 1,3-diaxial interactions [Corey, et al., J. Org. Chem. 45, 765 (1980)].

$$E_D = \Sigma(A+G+U)$$

In the case of alkylidenecyclohexanes, additional interactions are involved, especially in 2-substituted derivatives. The most important interaction (designated A<sup>1,3</sup>-strain, Johnson, Chem. Rev. 68, 375 (1968)] exists in the allylic segment between equatorial R<sub>1</sub> and substituent R<sub>2</sub> of the exomethylene unit (Scheme II). When both

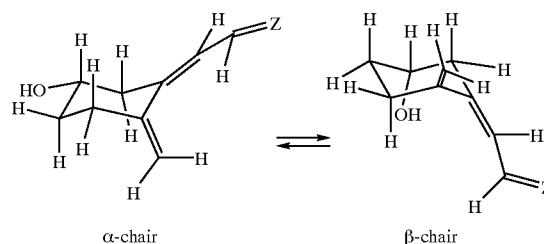
SCHEME II



R<sub>1</sub> and R<sub>2</sub> are medium or large groups, the axial conformer is preferred over the equatorial (Malhotra et al., J. Am. Chem. Soc. 87, 5492 (1965)]. Thus, for example, when R<sub>1</sub>=R<sub>2</sub>=Me the difference in energy between both forms is approximately 4.5 kcal/mol, in favor of the axial conformer. In the case when R<sub>1</sub>=Me and R<sub>2</sub>=H, a 1:3 peri interaction exists which increases by ca. 1.25 kcal/mol the destabilization energy of the system (Duraismy et al., J. Am. Chem. Soc. 105, 3264 (1983)].

Conformational behavior of vitamin D has attracted considerable attention over the past 25 years. It has been suggested long ago [Havinga, Experientia 29, 1181 (1973)] that vitamin D compounds can exist as a mixture of two rapidly equilibrating A-ring chair conformers. These two conformations were abbreviated as  $\alpha$ - and  $\beta$ - forms (Scheme III). <sup>1</sup>H NMR studies of vitamin D<sub>2</sub> and D<sub>3</sub> in chloroform solutions confirmed the existence of the dynamic equilibrium between the two chair forms [La Mar et al., J. Am. Chem. Soc. 96, 7317 (1974); Wing et al., J. Am. Chem. Soc. 97, 4980 (1975)] of these B-ring secosteroids. A similar conformational equilibrium has also been found for 25-hydroxyvitamin D<sub>3</sub> (25-OH-D<sub>3</sub>), 1 $\alpha$ -hydroxyvitamin D<sub>3</sub> (1 $\alpha$ -OH-D<sub>3</sub>) and the natural hormone 1 $\alpha$ ,25-dihydroxyvitamin D<sub>3</sub> (1 $\alpha$ ,25-(OH)<sub>2</sub>D<sub>3</sub>) as well as some other A-ring substituted vitamin D derivatives [see for example Helmer et al., Arch. Biochem. Biophys. 241, 608 (1985); Sheves et al., J. Org. Chem. 42, 3597 (1977); Berman et al., J. Org. Chem. 42, 3325 (1977); Sheves et al., J. Chem. Soc. Chem. Commun. 643 (1975); Okamura et al., J. Org. Chem. 43, 574 (1978)]. In the  $\alpha$ -chair conformer of vitamin D molecule, the hydroxy group is equatorial whereas in the  $\beta$ -chair conformer the hydroxy group is axially oriented.

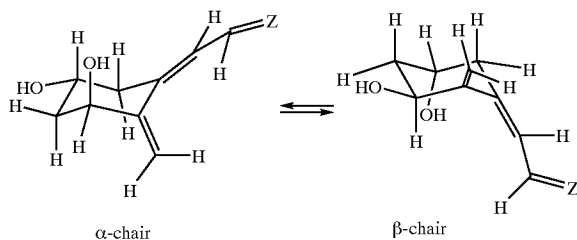
SCHEME III



3

NMR studies of various vitamin D compounds in solutions have also shown that the ratio of the respective A-ring conformers depends significantly on the solvent used [Helmer et al., Arch. Biochem. Biophys. 241, 608 (1985)]. Unfortunately, due to solubility problems, it is impossible to study these conformer populations in an aqueous medium. X-Ray diffraction studies of vitamin D<sub>2</sub> and D<sub>3</sub> confirmed that their A-rings also occur in the solid phase as an equimolar mixture of such extreme  $\alpha$ - and  $\beta$ -chair conformations [Hull et al., Acta Cryst., Sect. B, 32, 2374 (1976); Trinh et al., J. Org. Chem. 41, 3476 (1976)]. Interestingly, 25-OH-D<sub>3</sub> exists in the solid state exclusively in the  $\alpha$ -form whereas the natural hormone 1 $\alpha$ ,25-(OH)<sub>2</sub>D<sub>3</sub> in the A-ring  $\beta$ -form [Trinh et al., J. Chem. Soc., Perkin Trans. II, 393 (1977); Suwinska et al., Acta Cryst., Sect. B, 52, 550 (1996)]. X-Ray studies have also shown that the C(5)=C(6)—C(7)=C(8) diene part of the molecule is nearly planar, whereas the exocyclic C(10)=C(19) bond, because of steric strain, is twisted out of plane by about 55°. This exomethylene group is situated below the mean A-ring plane in the  $\alpha$ -chair form and above it in the alternate  $\beta$ -chair form. In the case of vitamin D analogs substituted in the ring A with a 1 $\alpha$ -hydroxy group, crucial for biological activity, the orientation of 1 $\alpha$ -OH is axial in the  $\alpha$  chair form and equatorial in the  $\beta$ -form (Scheme IV).

SCHEME IV



It has to be added that molecular mechanics calculations revealed that, similarly as in the case of the model 1,2-dimethylenecyclohexane ([Hofmann et al., J. Org. Chem. 55, 2151 (1990)], an existence of other than low-energy chair conformations of the ring A can be expected for D vitamins, namely, half-chair or twist forms [Mosquera et al., J. Mol. Struct. 168, 125, (1988); Hofer et al., Monatsh. fur Chemie, 124, 185 (1993)].

In 1974, it was proposed [Okamura et al., Proc. Natl. Acad. Sci. USA 71, 4194 (1974); Wing et al., Science 186, 939 (1974)] that calcium regulation ability of vitamin D is limited to the compounds that can assume a ring-A chair conformation in which the 1 $\alpha$ -hydroxy group (or pseudo-1 $\alpha$ -OH) occupies an equatorial orientation. Such conformation, according to this hypothesis, has the proper geometry for binding to the protein receptor, a step which is necessary to induce the biological response leading to the calcium transport and calcium mobilization in the body. However, recent results of biological testing of 1 $\alpha$ ,25-dihydroxy-10, 19-dihydroxyvitamin D<sub>3</sub> compounds do not support the idea that the equatorially favored 1-hydroxyl would be the most biologically active. On the contrary, 1 $\alpha$ ,25-dihydroxy-10(S), 19-dihydroxyvitamin D<sub>3</sub>, the analog strongly biased toward the A-ring chair conformer possessing 1 $\alpha$ -axial orientation, provided the greatest in vivo biological response and showed very significant activity on intestinal calcium transport. Moreover, more recent studies on 19-norvitamins, especially those substituted at C-2, demonstrate that pronounced biological activity is provided by

4

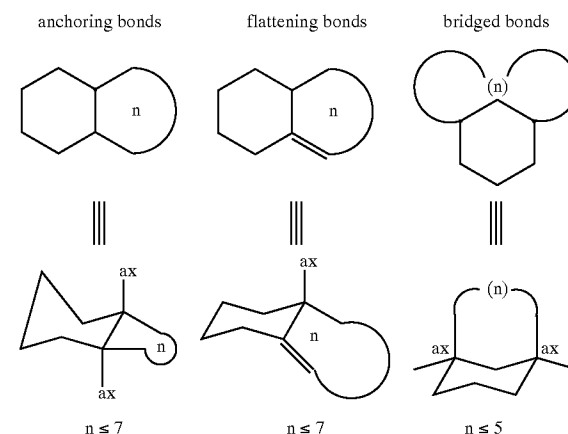
compounds having an axial 1 $\alpha$ -hydroxyl. Thus, it is believed that axial orientation of the 1 $\alpha$ -hydroxyl group in the vitamin D molecule is of crucial importance for its biological activity and, the prediction of its biological response can be made by evaluation of the conformational equilibrium of the A-ring of the vitamin. It is believed that the more favored the axial position of 1 $\alpha$ -hydroxyl is the greater biological response can be expected. A logical extension of this prediction is that the greatest activity can be predicted for such A-ring substitution of vitamin D molecules which:

- 1) constitute an anancomeric system or other corresponding to at least 90% preponderating conformer possessing 1 $\alpha$ -OH in axial position, even though the rate of A-ring inversion can remain facile—these analogs are characterized by conformationally free well-defined geometries of A rings and a significant energy advantage (at least 1.2 kcal/mole) for an axial 1 $\alpha$ -OH conformer; or 2) constitute conformationally locked, rigid or distorted geometries in which the A ring is held in only one chair conformation, i.e. the one having an axial 1 $\alpha$ -OH or, although it may deform considerably, it may not flip over to its conformationally inverted opposite form with equatorial orientation of 1 $\alpha$ -OH.

Such structural constraints which prevent the cyclohexane ring from flipping but which can be accommodated by its chair geometry (Scheme V) include:

- 1) anchoring bonds (trans-fusion bonds to a ring of size seven or smaller),
- 2) flattening bonds (fusion bonds to a ring of size seven or smaller which contains a double bond exocyclic to the six-membered ring), and
- 3) bridged bonds (two contiguous ring bonds whose termini are joined by a bridge of five atoms or fewer).

SCHEME V

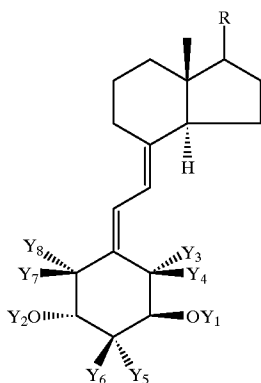


It should be noted that the remaining substituents (or hydrogens) of flattening or anchoring bonds must assume an axial orientation with respect to the six-membered ring. In the case of (1,3)-bridging, the bridged bonds have to be axially disposed with respect to the six-membered ring.

Accordingly, the present invention provides a novel class of 1 $\alpha$ -hydroxylated vitamin D compounds wherein the conformational equilibrium of the A-ring has, or has been altered or modified to favor a chair conformation that presents the 1 $\alpha$ -hydroxyl in the axial orientation, and the A-ring is attached to the conventional 5,7-diene and C-D ring system having any known side chain attached at carbon 17 of the D-ring.

5

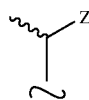
Structurally these novel analogs are characterized by the general formula I shown below:



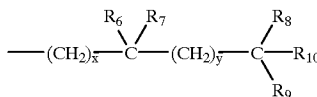
where  $Y_1$  and  $Y_2$ , which may be the same or different, are each selected from the group consisting of hydrogen and a hydroxy-protecting group; where  $Y_3, Y_4, Y_5, Y_6, Y_7$  and  $Y_8$ , which may be the same or different, are each selected from the group consisting of hydrogen, a methyl group or substituted methyl group of the formula  $-CR_1R_2R_3$ , an amino group or substituted amino group of the formula  $-NR_1R_2$ , a phosphino group or substituted phosphino group of the formula  $-PR_1R_2$ , an alkylsulfinyl group, an arylsulfinyl group, an alkylsulfonyl group, an arylsulfonyl group, and aryl, where  $R_1, R_2$  and  $R_3$  are each independently selected from the group consisting of hydrogen,  $C_{1-5}$  alkyl, hydroxyalkyl, aminoalkyl, halogenalkyl, alkoxyalkyl, aryloxyalkyl, aryl, halogen, hydroxyl, protected hydroxy, alkoxy, aryloxy, acyl, an amino group, an alkyl substituted amino group, and an aryl substituted amino group, and where  $R_1$  and  $R_2$  taken together represent an oxo group or a group  $-(CH_2)_m-$  where  $m$  is an integer having a value of from 2 to 5; or  $Y_3$  and  $Y_4$  when taken together represent a methylene group; or  $Y_7$  and  $Y_8$  when taken together represent a methylene group; where  $Y_2$  and  $Y_6$ , or  $Y_2$  and  $Y_7$ , when taken together may represent the group  $-(CR_1R_2)_n-$  where  $n$  is an integer having a value of from 1 to 4 and wherein any of the groups  $-(CR_1R_2)-$  may be replaced by an oxygen, sulfur or nitrogen atom; where  $Y_5$  and  $Y_8$ , or  $Y_5$  and  $Y_3$ , or  $Y_3$  and  $Y_8$ , when taken together may represent the group  $-(CR_1R_2)_r-$  where  $r$  is an integer having a value of from 1 to 5 and wherein any of the groups  $-(CR_1R_2)-$  may be replaced by an oxygen, sulfur or nitrogen atom; and where  $Y_5$  and  $Y_6$  when taken together represent the group  $=CR_4R_5$  where  $R_4$  and  $R_5$ , which may be the same or different, are each selected from the group consisting of hydrogen and  $Y_3$ , with the proviso that  $R_4$  and  $R_5$  cannot be a hydroxyl; and where  $R_4$  and  $Y_2$  when taken together may represent the group  $-(CR_1R_2)_s-$  where  $s$  is an integer having a value of from 1 to 3; and where the group  $R$  represents any of the typical side chains known for vitamin D type compounds.

More specifically  $R$  can represent a saturated or unsaturated hydrocarbon radical of 1–35 carbons, that may be straight-chain, branched or cyclic and that may contain one or more additional substituents, such as hydroxy- or protected-hydroxy groups, fluoro, carbonyl, ester, epoxy, amino or other heteroatomic groups. Preferred side chains of this type are represented by the structure below

6

I  
5

where the stereochemical center (corresponding to C-20 in steroid numbering) may have the R or S configuration, (i.e. either the natural configuration about carbon 20 or the 20-epi configuration), and where  $Z$  is selected from  $Y, -Y, -CH_2OY, -C\equiv CY$  and  $-CH=CHY$ , where the double bond may have the cis or trans geometry, and where  $Y$  is selected from hydrogen, methyl,  $-COR_{10}$  and a radical of the structure:

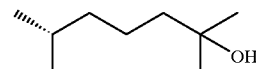


20

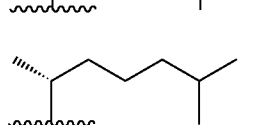
where  $x$  and  $y$ , independently, represent the integers from 0 to 5, where  $R_6$  is selected from hydrogen, deuterium, hydroxy, protected hydroxy, fluoro, trifluoromethyl, and  $C_{1-5}$ -alkyl, which may be straight chain or branched and, optionally, bear a hydroxy or protected-hydroxy substituent, and where each of  $R_7, R_8$ , and  $R_9$ , independently, is selected from deuterium, deuterioalkyl, hydrogen, fluoro, trifluoromethyl and  $C_{1-5}$  alkyl, which may be straight-chain or branched, and optionally, bear a hydroxy or protected-hydroxy substituent, and where  $R_6$  and  $R_7$ , taken together, represent an oxo group, or an alkylidene group,  $=CR_7R_8$ , or the group  $-(CH_2)_p-$ , where  $p$  is an integer from 2 to 5, and where  $R_8$  and  $R_9$ , taken together, represent an oxo group, or the group  $-(CH_2)_q-$ , where  $q$  is an integer from 2 to 5, and where  $R_{10}$  represents hydrogen, hydroxy, protected hydroxy, or  $C_{1-5}$  alkyl and wherein any of the CH-groups at positions 20, 22, or 23 in the side chain may be replaced by a nitrogen atom, or where any of the groups  $-(CH(CH_3)-, -CH(R^3)-, or -CH(R^2)-$  at positions 20, 22, and 23, respectively, may be replaced by an oxygen or sulfur atom.

The wavy line to the substituent at C-20 indicates that the carbon 20 may have either the R or S configuration.

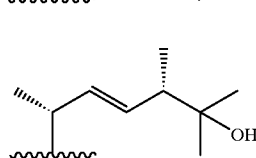
Specific important examples of side chains with natural 20R-configuration are the structures represented by formulas (a), (b), (c), (d) and (e) below, i.e. the side chain as is occurs in 25-hydroxyvitamin  $D_3$  (a); vitamin  $D_3$  (b); 25-hydroxyvitamin  $D_2$  (c); vital  $D_2$  (d); and the C-24 epimer of 25-hydroxyvitamin  $D_2$  (e):



(a)



(b)

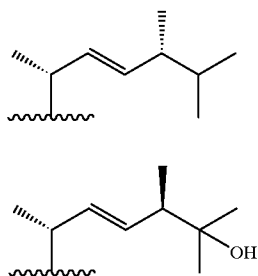


(c)

65

7

-continued



The above novel compounds wherein the 1 $\alpha$ -OH group is presented in the axial orientation exhibit a desired, and highly advantageous, pattern of biological activity. These compounds are characterized by having greater biological activity, as compared to 1 $\alpha$ ,25(OH) $_2$ D $_3$ , in one or more of the three activities typically referred to as "calcemic" activities, i.e. intestinal calcium transport activity, bone mineralization activity and bone calcium mobilization activity, or in cell differentiation activity. Hence, these compounds may be highly specific in their calcemic activity. Their preferential calcemic activity suggests the in vivo administration of these compounds for the treatment of metabolic bone diseases where bone loss is a major concern. Because of their preferential calcemic activity on bone, one or more of these compounds may be preferred therapeutic agents for the treatment of diseases where bone formation is desired, such as osteoporosis, especially low bone turnover osteoporosis, steroid induced osteoporosis, senile osteoporosis or postmenopausal osteoporosis, as well as hypoparathyroidism, osteomalacia and renal osteodystrophy. In addition, hypocalcemia as well as rickets, and vitamin D resistant rickets may be treated with one or more of the disclosed compounds. These compounds may also provide a method of treating female infertility in female mammals. The treatment may be transdermal, oral (in solid or liquid form) or parenteral. The compounds may be present in a composition in an amount from about 0.01  $\mu$ g/day to about 100  $\mu$ g/day, preferably about 0.1  $\mu$ g/gm to about 50  $\mu$ g/gm of the composition, and may be administered in dosages of from about 0.1  $\mu$ g/day to about 50  $\mu$ g/day.

The compounds of the invention are also especially suited for treatment and prophylaxis of human disorders which are characterized by an imbalance in the immune system, e.g. in autoimmune diseases, including multiple sclerosis, diabetes mellitus, host versus graft reaction, and rejection of transplants; and additionally for the treatment of inflammatory diseases, such as rheumatoid arthritis and asthma, as well as the improvement of bone fracture healing and improved bone grafts. Acne, alopecia, skin conditions such as dry skin (lack of dermal hydration), undue skin slackness (insufficient skin firmness), insufficient sebum secretion and wrinkles, and hypertension are other conditions which may be treated with one or more of the compounds of the invention.

The above compounds may also be characterized by high cell differentiation activity. Thus, these compounds may also provide therapeutic agents for the treatment of psoriasis and other skin disorders characterized by proliferation of undifferentiated skin cells, e.g. dermatitis, eczema, solar keratosis and the like, or as an anti-cancer agent, especially against leukemia, colon cancer, breast cancer and prostate cancer. The compounds may be present in a composition to treat disorders such as psoriasis in an amount from about 0.01

8

$\mu$ g/gm to about 100  $\mu$ g/gm of the composition, and may be administered topically, transdermally, orally (in solid or liquid form) or parenterally in dosages of from about 0.01  $\mu$ g/day to about 100  $\mu$ g/day.

This invention also provides a novel method of modifying or altering the structure of a 1 $\alpha$ -hydroxylated vitamin D compound to increase its biological activity by altering the conformational equilibrium of the A-ring of the 1 $\alpha$ -hydroxylated vitamin D compound to favor a chair conformation that presents the 1 $\alpha$ -hydroxyl in the axial orientation. This is accomplished by either locking the chair conformation of the A-ring in a geometry having an axially orientated 1 $\alpha$ -hydroxyl, or by the addition of one or more substituents to the A-ring which interact with other substituents in the molecule or on the A-ring to provide a driving force to the A-ring to adopt a chair conformation which presents the 1 $\alpha$ -hydroxyl in the axial orientation.

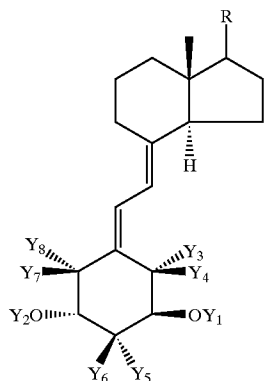
#### DETAILED DESCRIPTION OF THE INVENTION

As used in the description and in the claims, the term "hydroxy-protecting group" signifies any group commonly used for the temporary protection of hydroxy functions, such as for example, alkoxy carbonyl, acyl, alkylsilyl or alkylarylsilyl groups (hereinafter referred to simply as "silyl" groups), and alkoxyalkyl groups. Alkoxy carbonyl protecting groups are alkyl-O-CO- groupings such as methoxycarbonyl, ethoxycarbonyl, propoxycarbonyl, isopropoxycarbonyl, butoxycarbonyl, isobutoxycarbonyl, tert-butoxycarbonyl, benzyloxycarbonyl or allyloxycarbonyl. The term "acyl" signifies an alkanoyl group of 1 to 6 carbons, in all of its isomeric forms, or a carboxyalkanoyl group of 1 to 6 carbons, such as an oxalyl, malonyl, succinyl, glutaryl group, or an aromatic acyl group such as benzoyl, or a halo, nitro or alkyl substituted benzoyl group. The word "alkyl" as used in the description of the claims, denotes a straight-chain or branched alkyl radical of 1 to 10 carbons, in all its isomeric forms. Alkoxyalkyl protecting groups are groupings such as methoxymethyl, ethoxymethyl, methoxyethoxymethyl, or tetrahydrofuranyl and tetrahydropyranyl. Preferred silyl-protecting groups are trimethylsilyl, triethylsilyl, t-butyl dimethylsilyl, dibutylmethylsilyl, diphenylmethylsilyl, phenyldimethylsilyl, diphenyl-t-butylsilyl and analogous alkylated silyl radicals. The term "aryl" specifies a phenyl-, or an alkyl-, nitro- or halo-substituted phenyl group.

A "protected hydroxy" group is a hydroxy group derivatized or protected by any of the above groups commonly used for the temporary or permanent protection of hydroxy functions, e.g. the silyl, alkoxyalkyl, acyl or alkoxy carbonyl groups, as previously defined. The terms "hydroxyalkyl", "deuteroalkyl", "aminoalkyl", "halogenalkyl", "alkoxyalkyl", "aryloxyalkyl", and "fluoroalkyl" refer to an alkyl radical substituted by one or more hydroxy, deuterium, amino, halogen, alkoxy, aryloxy, or fluoro group respectively. A "halogen" group includes any of the five elements fluorine, chlorine, bromine, iodine and astatine that form a part of group VIIA of the periodic table.

As previously discussed, the novel analogs of the present invention are characterized by the general formula I shown below:

9

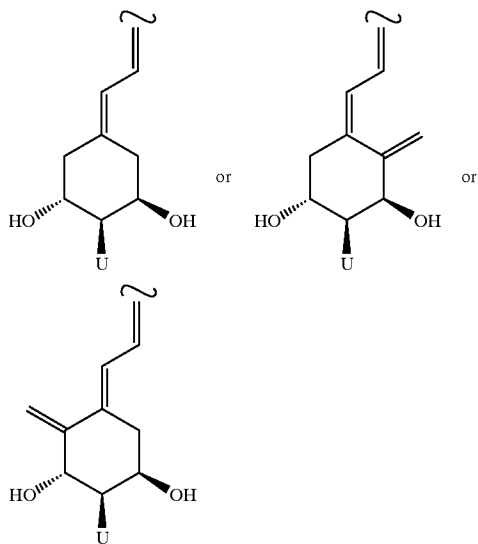


where the definitions of  $Y_1$ ,  $Y_2$ ,  $Y_3$ ,  $Y_4$ ,  $Y_5$ ,  $Y_6$ ,  $Y_7$ ,  $Y_8$  and  $R$  are as previously set forth herein. The preferred analogs are the following:

1. 2-substituted  $1\alpha$ -hydroxy vitamin D compounds

1.1  $2\alpha$ -substitution

Vitamins possessing  $2\alpha$ -substituent  $U$  that is characterized by large conformational free energy ( $A$  value) and, therefore having this  $C(2)$  substituent in equatorial disposition and, therefore, having  $1\alpha$ -hydroxyl in an axial orientation:



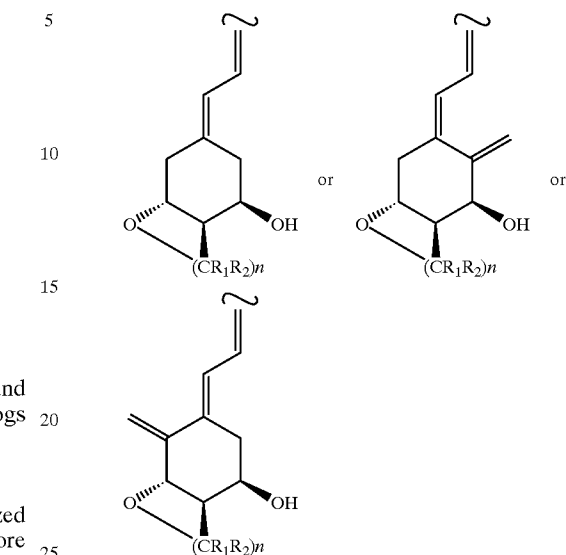
where  $U$  is selected from the group consisting of a methyl, a substituted methyl group described by general formula  $CR_1R_2R_3$ , an amino group or substituted amino group described by general formula  $NR_1R_2$ , a phosphino group or substituted phosphino group described by general formula  $PR_1R_2$ , an alkyl- or arylsulfinyl group, an alkyl- or arylsulfonyl group, and aryl, and where  $R_1$ ,  $R_2$  and  $R_3$  are each independently selected from the group consisting of hydrogen, alkyl, hydroxyalkyl, aminoalkyl, halogenalkyl, alkoxyalkyl, aryloxyalkyl, aryl, halogen, hydroxyl, protected hydroxy, alkoxy, aryloxy, acyl, an amino group, an amino group substituted with alkyl or aryl substituents and where  $R_1$  and  $R_2$ , taken together, represent an oxo group, or a group  $-(CH_2)_m-$  where  $m$  is an integer having a value of from 2 to 5.

1.2  $2\alpha$ -substitution and formation of a ring with  $3\beta$ -O

Vitamins that contain an anchoring bond system, i.e., possessing an additional ring connecting  $C(2)$  with  $C(3)$ -O.

10

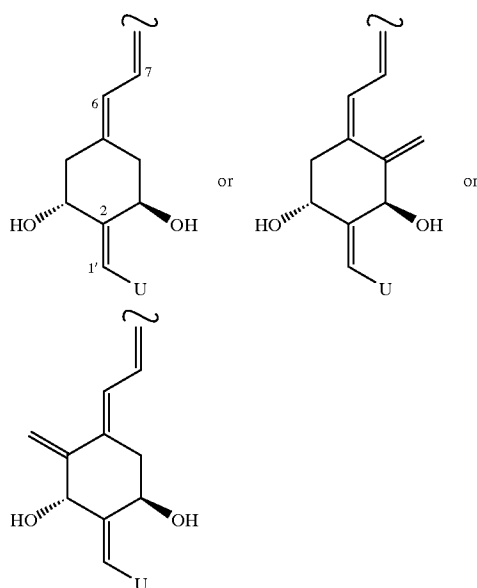
The vitamins are characterized by trans-diequatorial orientation of substituents at  $C(2)$  and  $C(3)$  and, therefore, they have  $1\alpha$ -hydroxyl in an axial orientation.



where  $R_1$  and  $R_2$  are as described above, and wherein  $n$  is an integer having a value of from 1 to 4, and wherein any of the groups  $CR_1R_2$ - may be replaced by an oxygen, sulfur or nitrogen atom.

1.3 2-alkylidene compounds

Vitamins in which 2-methylene group is further substituted by  $U$ . The vitamins are characterized by cis-orientation of substituents of the terminal olefinic atoms of the 1,4-dimethylenecyclohexane system of the ring A, i.e. cis-orientation between  $C(6)$ - $C(7)$  bond and  $C(1')$ - $U$  bond. Substituent  $U$  due to its size strongly interacts with equatorial  $1\alpha$ -OH and, therefore, the inverted A-ring chair conformer is favored, having  $1\alpha$ -hydroxyl in an axial orientation:

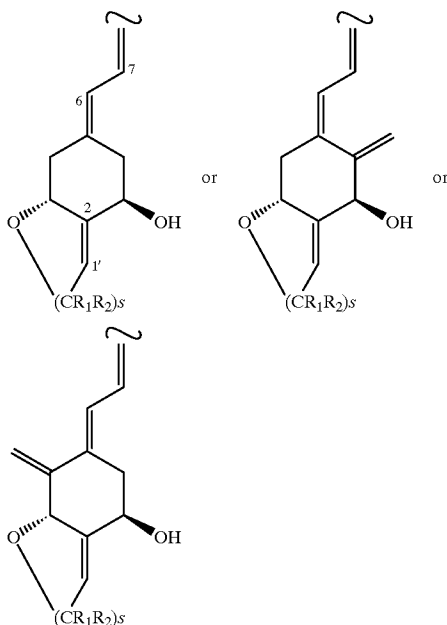


where  $U$  is as described above with the proviso that  $U$  cannot be an  $-OH$  group.

11

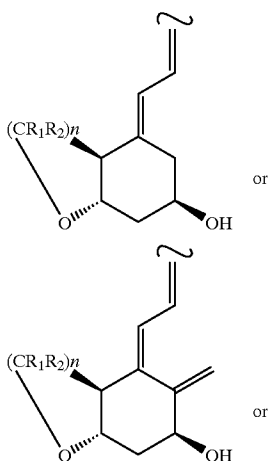
1.4. 2-alkylidene compounds with an additional connection with  $3\beta$ -O.

Vitamins that contain a flattening bond system, i.e., an exocyclic 2-methylene group that is further substituted and forms a ring with C(3)—O. The vitamins are characterized by trans-orientation of substituents of the terminal olefinic atoms of the 1,4-dimethylenecyclohexane system of the ring A, i.e., trans-orientation between C(6)—C(7) bond and C(1')—C(2')R<sub>1</sub>R<sub>2</sub> bond. Therefore, these vitamins have C(3)—O substituent in equatorial disposition and  $1\alpha$ -hydroxyl in an axial orientation:

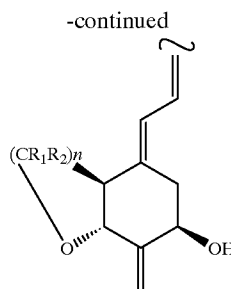


where R<sub>1</sub> and R<sub>2</sub> are as described above, and wherein s is an integer having a value of from 1 to 3, and wherein any of the groups —CR<sub>1</sub>R<sub>2</sub>- may be replaced by an oxygen, sulfur or nitrogen atom.

2.  $4\alpha$ -substitution and formation of a ring with  $3\beta$ -O  
Vitamins that contain an anchoring bond system, i.e., possessing an additional ring connecting C(4) with C(3)—O. The vitamins are characterized by trans-diequatorial orientation of substituents at C(3) and C(4) and, therefore, they have  $1\alpha$ -hydroxyl in an axial orientation:



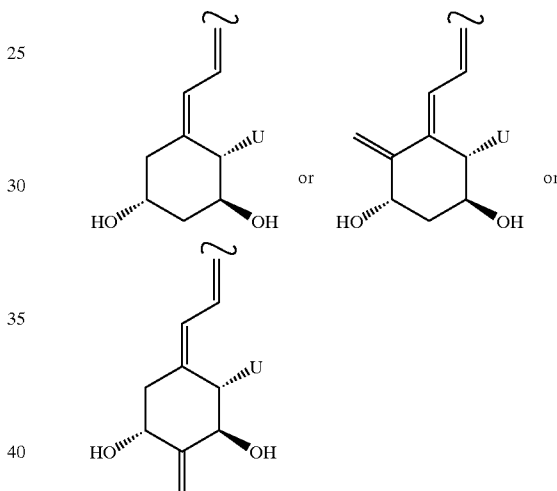
12



where R<sub>1</sub> and R<sub>2</sub> are as described above, and wherein n is an integer having a value of from 1 to 4, and wherein any of the groups —CR<sub>1</sub>R<sub>2</sub>- may be replaced by an oxygen, sulfur or nitrogen atom.

### 3. $10\beta$ -substitution

Vitamins possessing  $10\beta$ -substituent U, which due to its size strongly interacts with C(7)—H and, therefore, the inverted A-ring chair conformer is favored, having  $1\alpha$ -hydroxyl in an axial orientation:

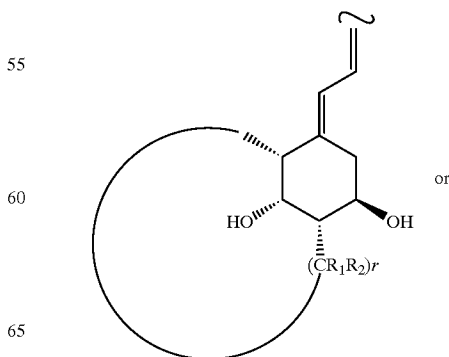


where U is as described previously.

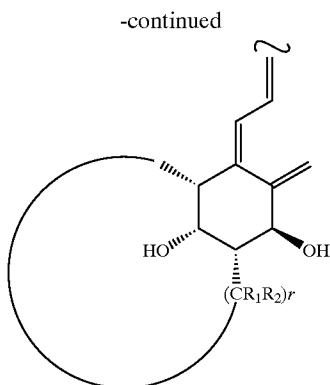
### 4. 1,3-diaxially bridged compounds

#### 4.1. $2\beta,4\beta$ -bridged

Vitamins that contain a bridged bond system, i.e., possessing an additional ring connecting C(2) with C(4). The vitamins are characterized by cis-1,3-diaxial orientation of additional substituents at C(2) and C(4) and, therefore, they have  $1\alpha$ -hydroxyl in an axial orientation:



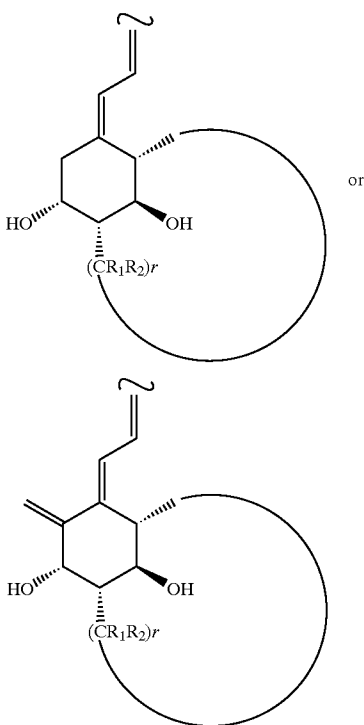
13



where  $R_1$  and  $R_2$  are as described above, and wherein  $r$  is an integer having a value of from 1 to 5, and wherein any of the groups  $—CR_1R_2—$  may be replaced by an oxygen, sulfur or nitrogen atom.

#### 4.2. $2\beta,10\beta$ -bridged

Vitamins that contain a bridged bond system, i.e., possessing an additional ring connecting C(2) with C(10). The vitamins are characterized by *cis*-1,3-diaxial orientation of substituents at C(2) and C(10) and, therefore, they have  $1\alpha$ -hydroxyl in an axial orientation:

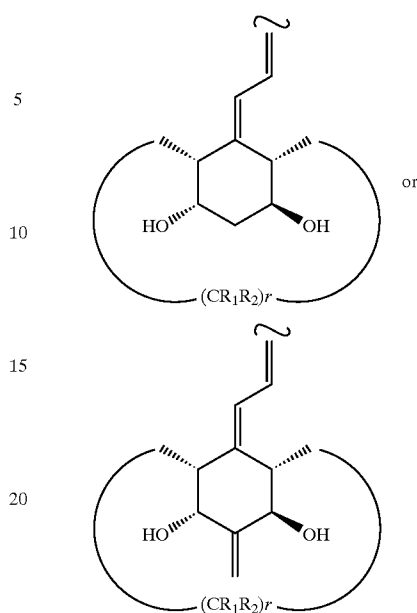


where  $R_1$  and  $R_2$  are as described above, and wherein  $r$  is an integer having a value of from 1 to 5, and wherein any of the groups  $—CR_1R_2—$  may be replaced by an oxygen, sulfur or nitrogen atom.

#### 4.3 $4\beta,10\beta$ -bridged

Vitamins that contain a bridged bond system, i.e., possessing an additional ring connecting C(4) with C(10). The vitamins are characterized by *cis*-1,3-diaxial orientation of additional substituents at C(4) and C(10) and, therefore, they have  $1\alpha$ -hydroxyl in an axial orientation:

14



where  $R_1$  and  $R_2$  are as described above, and wherein  $r$  is an integer having a value of from 1 to 5, and wherein any of the groups  $—CR_1R_2—$  may be replaced by an oxygen, sulfur or nitrogen atom.

Methods of making compounds of formulae I and 1.1–4.3 are known. Specifically, reference is made to Zhu et al, Chem. Rev. 95, 1877 (1995) and Dai et al, Synthesis 1383 (1994) which describe a method of synthesizing such compounds.

It should be noted in this description that the term “24-homo” refers to the addition of one methylene group and the term “24-dihomo” refers to the addition of two methylene groups at the carbon 24 position in the side chain. Likewise, the term “trihomo” refers to the addition of three methylene groups. Also, the term “26,27-dimethyl” refers to the addition of a methyl group at carbon 26 and 27 positions so that for example  $R^3$  and  $R^4$  are ethyl groups. Likewise, the term “26,27-diethyl” refers to the addition of an ethyl group at the 26 and 27 positions so that  $R^3$  and  $R^4$  are propyl groups.

In the following lists of compounds, the particular substituents attached on the A-ring should be added to the nomenclature. For example, if a methyl group is the alkyl substituent attached at the carbon 2 position on the A-ring, the term “2-methyl” should precede each of the named compounds. If an ethyl group is the alkyl substituent attached at the carbon 2 position on the A-ring, the term “2-ethyl” should precede each of the named compounds, and so on. In addition, if the methyl group attached at the carbon 20 position is in its *epi* or *unnatural* configuration, the term “20(S)” or “20-*epi*” should be included in each of the following named compounds. The named compounds could also be of the vitamin  $D_2$  type if desired.

Specific and preferred examples of the compounds of structure I when the side chain is unsaturated are:

- 19-nor-24-homo-1,25-dihydroxy-22-dehydrovitamin  $D_3$ ;
- 19-nor-24-dihomo- 1,25-dihydroxy-22-dehydrovitamin  $D_3$ ;
- 19-nor-24-trihomo- 1,25-dihydroxy-22-dehydrovitamin  $D_3$ ;
- 19-nor-26,27-dimethyl-24-homo-1,25-dihydroxy-22-dehydrovitamin  $D_3$ ;



- 19-nor-26,27-dimethyl-24-dihomo-1,25-dihydroxy-22-dehydrovitamin D<sub>3</sub>;
- 19-nor-26,27-dimethyl-24-trihomo-1,25-dihydroxy-22-dehydrovitamin D<sub>3</sub>;
- 19-nor-26,27-diethyl-24-homo-1,25-dihydroxy-22-dehydrovitamin D<sub>3</sub>;
- 19-nor-26,27-diethyl-24-dihomo-1,25-dihydroxy-22-dehydrovitamin D<sub>3</sub>;
- 19-nor-26,27-diethyl-24-trihomo-1,25-dihydroxy-22-dehydrovitamin D<sub>3</sub>;
- 19-nor-26,27-dipropyl-24-homo-1,25-dihydroxy-22-dehydrovitamin D<sub>3</sub>;
- 19-nor-26,27-dipropyl-24-dihomo-1,25-dihydroxy-22-dehydrovitamin D<sub>3</sub>; and
- 19-nor-26,27-dipropyl-24-trihomo-1,25-dihydroxy-22-dehydrovitamin D<sub>3</sub>.

Specific and preferred examples of the compounds of structure I when the side chain is saturated are:

- 19-nor-24-homo-1,25-dihydroxyvitamin D<sub>3</sub>;
- 19-nor-24-dihomo-1,25-dihydroxyvitamin D<sub>3</sub>;
- 19-nor-24-trihomo-1,25-dihydroxyvitamin D<sub>3</sub>;
- 19-nor-26,27-dimethyl-24-homo-1,25-dihydroxyvitamin D<sub>3</sub>;
- 19-nor-26,27-dimethyl-24-dihomo-1,25-dihydroxyvitamin D<sub>3</sub>;
- 19-nor-26,27-dimethyl-24-trihomo-1,25-dihydroxyvitamin D<sub>3</sub>;
- 19-nor-26,27-diethyl-24-homo-1,25-dihydroxyvitamin D<sub>3</sub>;
- 19-nor-26,27-diethyl-24-dihomo-1,25-dihydroxyvitamin D<sub>3</sub>;
- 19-nor-26,27-diethyl-24-trihomo-1,25-dihydroxyvitamin D<sub>3</sub>;
- 19-nor-26,27-dipropyl-24-homo-1,25-dihydroxyvitamin D<sub>3</sub>;
- 19-nor-26,27-dipropyl-24-dihomo-1,25-dihydroxyvitamin D<sub>3</sub>; and
- 19-nor-26,27-dipropyl-24-trihomo-1,25-dihydroxyvitamin D<sub>3</sub>.

For treatment purposes, the novel compounds of this invention defined by formula I may be formulated for pharmaceutical applications as a solution in innocuous solvents, or as an emulsion, suspension or dispersion in suitable solvents or carriers, or as pills, tablets or capsules, together with solid carriers, according to conventional methods known in the art. Any such formulations may also contain other pharmaceutically-acceptable and non-toxic excipients such as stabilizers, anti-oxidants, binders, coloring agents or emulsifying or taste-modifying agents.

The compounds may be administered orally, topically, parenterally or transdermally. The compounds are advantageously administered by injection or by intravenous infusion or suitable sterile solutions, or in the form of liquid oral doses or solid doses via the alimentary canal, or in the form of creams, ointments, patches, or similar vehicles suitable for transdermal applications. Doses of from 0.01  $\mu\text{g}$  to 100  $\mu\text{g}$  per day, preferably 0.1  $\mu\text{g}$  to 50  $\mu\text{g}$  per day, of the compounds are appropriate for treatment purposes, such doses being adjusted according to the disease to be treated, its severity and the response of the subject as is well understood in the art. Since the new compounds exhibit specificity of action, each may be suitably administered alone, or together with graded doses of another active vitamin D compound—e.g. 1 $\alpha$ -hydroxyvitamin D<sub>2</sub> or D<sub>3</sub>, or

1 $\alpha$ ,25-dihydroxyvitamin D<sub>3</sub>- in situations where different degrees of bone mineral mobilization and calcium transport stimulation is found to be advantageous.

Compositions for use in the above-mentioned cell differentiation treatments, e.g. psoriasis and other malignancies comprise an effective amount of one or more vitamin D compound as defined by the above formula I as the active ingredient, and a suitable carrier. An effective amount of such compounds for use in accordance with this invention is from about 0.01  $\mu\text{g}$  to about 100  $\mu\text{g}$  per gm of composition, and may be administered topically, transdermally, orally or parenterally in dosages of from about 0.1  $\mu\text{g}/\text{day}$  to about 100  $\mu\text{g}/\text{day}$ .

The compounds may be formulated as creams, lotions, ointments, topical patches, pills, capsules or tablets, or in liquid form as solutions, emulsions, dispersions, or suspensions in pharmaceutically innocuous and acceptable solvents or oils, and such preparations may contain in addition other pharmaceutically innocuous or beneficial components, such as stabilizers, antioxidants, emulsifiers, coloring agents, binders or taste-modifying agents.

The compounds are advantageously administered in amounts sufficient to effect the differentiation of promyelocytes to normal macrophages. Dosages are described above are suitable, it being understood that the amounts given are to be adjusted in accordance with the severity of the disease, and the condition and response of the subject as is well understood in the art.

The formulations of the present invention comprise an active ingredient in association with a pharmaceutically acceptable carrier therefore and optionally other therapeutic ingredients. The carrier must be "acceptable" in the sense of being compatible with the other ingredients of the formulations and not deleterious to the recipient thereof.

Formulations of the present invention suitable for oral administration may be in the form of discrete units as capsules, sachets, tablets or lozenges, each containing a predetermined amount of the active ingredient; in the form of a powder or granules; in the form of a solution or a suspension in an aqueous liquid or non-aqueous liquid; or in the form of an oil-in-water emulsion or a water-in-oil emulsion.

Formulations for rectal administration may be in the form of a suppository incorporating the active ingredient and a carrier such as cocoa butter, or in the form of an enema.

Formulations suitable for parenteral administration conveniently comprise a sterile oily or aqueous preparation of the active ingredient which is preferably isotonic with the blood of the recipient.

Formulations suitable for topical administration include liquid or semi-liquid preparations such as liniments, lotions, applicants, oil-in-water or water-in-oil emulsions such as creams, ointments or pastes; or solutions or suspensions such as drops; or as sprays.

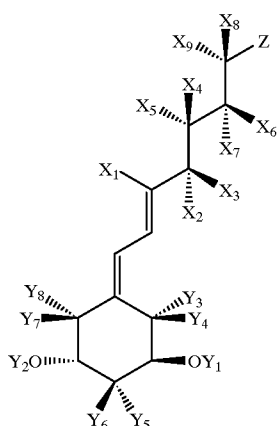
For asthma treatment, inhalation of powder, self-propelling or spray formulations, dispensed with a spray can, a nebulizer or an atomizer can be used. The formulations, when dispensed, preferably have a particle size in the range of 10 to 100 $\mu$ .

The formulations may conveniently be presented in dosage unit form and may be prepared by any of the methods well known in the art of pharmacy. The term "dosage unit" is meant a unitary, i.e. a single dose which is capable of being administered to a patient as a physically and chemically stable unit dose comprising either the active ingredient as such or a mixture of it with solid or liquid pharmaceutical diluents or carriers.

17

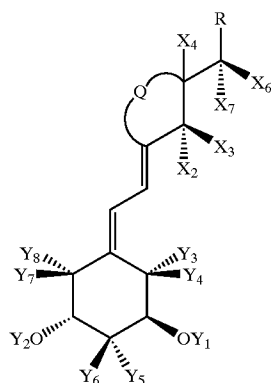
In its broadest application, the present invention relates to any analog of vitamin D which have the vitamin D nucleus. By "vitamin D nucleus", it is meant a central part consisting of a substituted chain of five carbon atoms which correspond to positions 8, 14, 13, 17 and 20 of vitamin D<sub>3</sub> and at the ends of which are connected at position 20 a structural moiety representing any of the typical side chains known for vitamin D type compounds (such as R as previously defined herein), and at position 8 the 5,7-diene moiety connected to the A-ring of an active 1 $\alpha$ -hydroxy vitamin D analog (as illustrated by formula I herein). Thus, various known modifications to the six-membered C-ring and the five-membered D-ring typically present in vitamin D<sub>3</sub> such as the lack of one or the other or both, are also embraced by the present invention.

Accordingly, compounds of the following formulae Ia, are along with those of formula I, also encompassed by the present invention:



In the above formula Ia, the definitions of Y<sub>1</sub>, Y<sub>2</sub>, Y<sub>3</sub>, Y<sub>4</sub>, Y<sub>5</sub>, Y<sub>6</sub>, Y<sub>7</sub>, Y<sub>8</sub> and Z are as previously set forth herein. With respect to X<sub>1</sub>, X<sub>2</sub>, X<sub>3</sub>, X<sub>4</sub>, X<sub>5</sub>, X<sub>6</sub>, X<sub>7</sub>, X<sub>8</sub> and X<sub>9</sub>, these substituents may be the same or different and are selected from hydrogen or lower alkyl, i.e. a C<sub>1-5</sub> alkyl such as methyl, ethyl or n-propyl. In addition, paired substituents X<sub>1</sub> and X<sub>4</sub> or X<sub>5</sub>, X<sub>2</sub> or X<sub>3</sub> and X<sub>6</sub> or X<sub>7</sub>, X<sub>4</sub> or X<sub>5</sub> and X<sub>8</sub> or X<sub>9</sub>, when taken together with the three adjacent carbon atoms of the central part of the compound, which correspond to positions 8, 14, 13 or 14, 13, 17 or 13, 17, 20 respectively, can be the same or different and form a saturated or unsaturated, substituted or unsubstituted, carbocyclic 3, 4, 5, 6 or 7 membered ring.

Preferred compounds of the present invention may be represented by one of the following formulae:



Ib

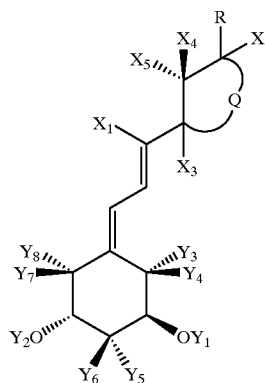
55

60

65

18

-continued



Ic

Id

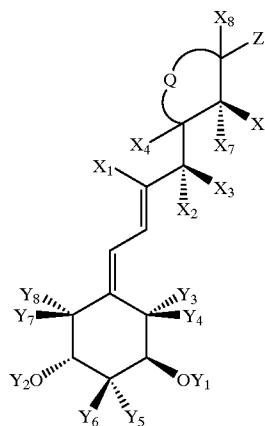
Ia

20

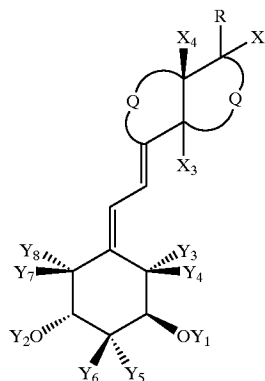
25

30

35



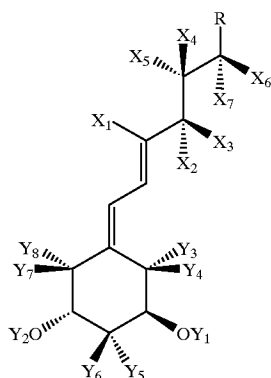
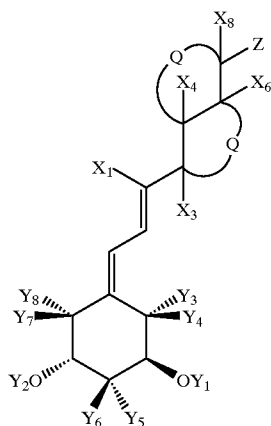
Ie



If

19

-continued

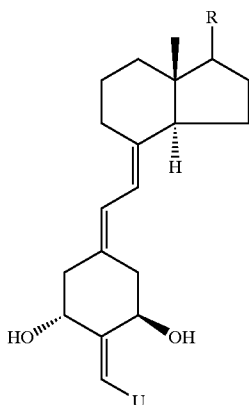


In the above formulae Ib, Ic, Id, Ie, If, Ig and Ih, the definitions of  $Y_1$ ,  $Y_2$ ,  $Y_3$ ,  $Y_4$ ,  $Y_5$ ,  $Y_6$ ,  $Y_7$ ,  $Y_8$ ,  $R$ ,  $Z$ ,  $X_1$ ,  $X_2$ ,  $X_3$ ,  $X_4$ ,  $X_5$ ,  $X_6$ ,  $X_7$  and  $X_8$  are as previously set forth herein. The substituent  $Q$  represents a saturated or unsaturated, substituted or unsubstituted, hydrocarbon chain comprised of 0, 1, 2, 3 or 4 carbon atoms, but is preferably the group  $-(CH_2)_k-$  where  $k$  is an integer equal to 2 or 3.

Methods for making compounds of formulae Ia-Ih are known. Specifically, reference is made to International Application Number PCT/EP94/02294 filed Jul. 7, 1994 and published Jan. 19, 1995 under International Publication Number WO95/01960.

We claim:

1. A compound having the formula:



where  $U$  is selected from the group consisting of a methyl, a substituted methyl group described by general formula  $CR_1R_2R_3$ , an amino group or substituted amino group

20

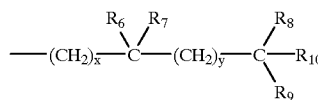
Ig

described by general formula  $NR_1R_2$ , a phosphino group or substituted phosphino group described by general formula  $PR_1R_2$ , an alkyl- or arylsulfinyl group, an alkyl- or arylsulfonyl group, and aryl, and where  $R_1$ ,  $R_2$  and  $R_3$  are each independently selected from the group consisting of hydrogen, alkyl, hydroxyalkyl, aminoalkyl, halogenalkyl, alkoxyalkyl, aryloxyalkyl, aryl, halogen, hydroxyl, protected hydroxy, alkoxy, aryloxy, acyl, an amino group, an amino group substituted with alkyl or aryl substituents and where  $R_1$  and  $R_2$ , taken together, represent an oxo group, or a group  $-(CH_2)_m-$  where  $m$  is an integer having a value of from 2 to 5, and with the proviso that  $U$  cannot be an  $-OH$  group; and  $R$  is represented by the structure below



Ih

where the stereochemical center at carbon 20 may have the  $R$  or  $S$  configuration, and where  $Z$  is selected from  $Y$ ,  $-OY$ ,  $-CH_2OY$ ,  $-C\equiv CY$  and  $-CH=CHY$ , where the double bond may have the *cis* or *trans* geometry, and where  $Y$  is selected from hydrogen, methyl,  $-COR_{10}$  and a radical of the structure:



30

where  $x$  and  $y$ , independently, represent the integers from 0 to 5, where  $R_6$  is selected from hydrogen, deuterium, hydroxy, protected hydroxy, fluoro, trifluoromethyl, and  $C_{1-5}$ -alkyl, which may be straight chain or branched and, optionally, bear a hydroxy or protected-hydroxy substituent, and where each of  $R_7$ ,  $R_8$ , and  $R_9$ , independently, is selected from deuterium, deutoalkyl, hydrogen, fluoro, trifluoromethyl and  $C_{1-5}$  alkyl, which may be straight-chain or branched, and optionally, bear a hydroxy or protected-hydroxy substituent, and where  $R_6$  and  $R_7$ , taken together, represent an oxo group, or an alkylidene group,  $=CR_7R_8$ , or the group  $-(CH_2)_p-$ , where  $p$  is an integer from 2 to 5, and where  $R_8$  and  $R_9$ , taken together, represent an oxo group, or the group  $-(CH_2)_q-$ , where  $q$  is an integer from 2 to 5, and where  $R_{10}$  represents hydrogen, hydroxy, protected hydroxy, or  $C_{1-5}$  alkyl and wherein any of the  $CH$ -groups at positions 20, 22, or 23 in the side chain may be replaced by a nitrogen atom, or where any of the groups  $-CH(CH_3)-$ ,  $-(CH_2)_x-$ ,  $-(CR_6R_7)-$  or  $-(CH_2)_y-$  at positions 20, 22, and 23, respectively, may be replaced by an oxygen or sulfur atom.

2. A pharmaceutical composition containing an effective amount of at least one compound as claimed in claim 1 together with a pharmaceutically acceptable excipient.

3. The pharmaceutical composition of claim 2 in dosage unit form.

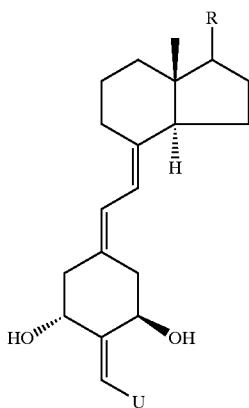
4. The pharmaceutical composition of claim 3 containing about 0.01  $\mu g$  to about 100  $\mu g$  of said at least one compound.

5. The pharmaceutical composition of claim 2 in topical form.

6. The pharmaceutical composition of claim 2 in oral form.

7. A method of treating metabolic bone disease where it is desired to maintain or increase bone mass comprising administering to a patient with said disease an effective amount of a compound having the formula:

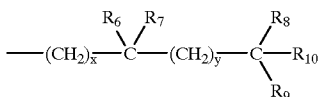
21



where U is selected from the group consisting of a methyl, a substituted methyl group described by general formula  $CR_1R_2R_3$ , an amino group or substituted amino group described by general formula  $NR_1R_2$ , a phosphino group or substituted phosphino group described by general formula  $PR_1R_2$ , an alkyl- or arylsulfonyl group, an alkyl- or arylsulfonyl group, and aryl, and where  $R_1$ ,  $R_2$  and  $R_3$  are each independently selected from the group consisting of hydrogen, alkyl, hydroxyalkyl, aminoalkyl, halogenalkyl, alkoxyalkyl, aryloxyalkyl, aryl, halogen, hydroxyl, protected hydroxy, alkoxy, aryloxy, acyl, an amino group, an amino group substituted with alkyl or aryl substituents and where  $R_1$  and  $R_2$ , taken together, represent an oxo group, or a group  $-(CH_2)_m-$  where m is an integer having a value of from 2 to 5, and with the proviso that U cannot be an  $-OH$  group; and R is represented by the structure below



where the stereochemical center at carbon 20 may have the R or S configuration, and where Z is selected from Y,  $-OY$ ,  $-CH_2OY$ ,  $-C\equiv CY$  and  $-CH=CHY$ , where the double bond may have the cis or trans geometry, and where Y is selected from hydrogen, methyl,  $-COR_{10}$  and a radical of the structure:



where x and y, independently, represent the integers from 0 to 5, where  $R_6$  is selected from hydrogen, deuterium, hydroxy, protected hydroxy, fluoro, trifluoromethyl, and  $C_{1-5}$ -alkyl, which may be straight chain or branched and, optionally, bear a hydroxy or protected-hydroxy substituent, and where each of  $R_7$ ,  $R_8$ , and  $R_9$ , independently, is selected from deuterium, deuterioalkyl, hydrogen, fluoro, trifluoromethyl and  $C_{1-5}$  alkyl, which may be straight-chain or branched, and optionally, bear a hydroxy or protected-hydroxy substituent, and where  $R_6$  and  $R_7$ , taken together, represent an oxo group, or an alkyldene group,  $=CR_7R_8$ , or the group  $-(CH_2)_p-$ , where p is an integer from 2 to 5, and where  $R_8$  and  $R_9$ , taken together, represent an oxo group, or the group  $-(CH_2)_q-$ , where q is an integer from 2 to 5, and where  $R_{10}$  represents hydrogen, hydroxy, protected hydroxy,

22

or  $C_{1-5}$  alkyl and wherein any of the CH-groups at positions 20, 22, or 23 in the side chain may be replaced by a nitrogen atom, or where any of the groups  $-\text{CH}(\text{CH}_3)-$ ,  $-(\text{CH}_2)_x-$ ,  $-(\text{CR}_6\text{R}_7)-$  or  $-(\text{CH}_2)_y-$  at positions 20, 22, and 23, respectively, may be replaced by an oxygen or sulfur atom.

8. The method of claim 7 where the disease is senile osteoporosis.

9. The method of claim 7 where the disease is postmenopausal osteoporosis.

10. The method of claim 7 where the disease is steroid-induced osteoporosis.

11. The method of claim 7 where the disease is low bone turnover osteoporosis.

12. The method of claim 7 where the disease is osteomalacia.

13. The method of claim 7 where the disease is renal osteodystrophy.

14. The method of claim 7 where the disease is rickets.

15. The method of claim 7 where the disease is vitamin D resistant rickets.

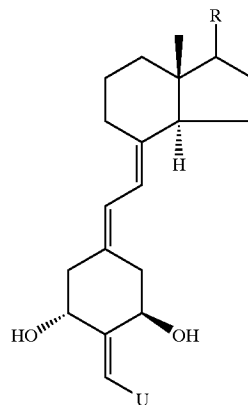
16. The method of claim 7 wherein the compound is administered orally.

17. The method of claim 7 wherein the compound is administered parenterally.

18. The method of claim 7 wherein the compound is administered transdermally.

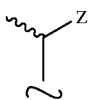
19. The method of claim 7 wherein the compound is administered in a dosage of from 0.1  $\mu\text{g}$  to 50  $\mu\text{g}$  per day.

20. A method of treating a disease characterized by abnormal cell proliferation or cell differentiation comprising administering to a patient with said disease an effective amount of a compound having the formula:

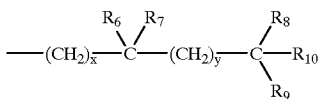


where U is selected from the group consisting of a methyl, a substituted methyl group described by general formula  $CR_1R_2R_3$ , an amino group or substituted amino group described by general formula  $NR_1R_2$ , a phosphino group or substituted phosphino group described by general formula  $PR_1R_2$ , an alkyl- or arylsulfonyl group, an alkyl- or arylsulfonyl group, and aryl, and where  $R_1$ ,  $R_2$  and  $R_3$  are each independently selected from the group consisting of hydrogen, alkyl, hydroxyalkyl, aminoalkyl, halogenalkyl, alkoxyalkyl, aryloxyalkyl, aryl, halogen, hydroxyl, protected hydroxy, alkoxy, aryloxy, acyl, an amino group, an amino group substituted with alkyl or aryl substituents and where  $R_1$  and  $R_2$ , taken together, represent an oxo group, or a group  $-(CH_2)_m-$  where m is an integer having a value of from 2 to 5, and with the proviso that U cannot be an  $-OH$  group, and R is represented by the structure below

23



where the stereochemical center at carbon 20 may have the R or S configuration, and where Z is selected from Y, —OY, —CH<sub>2</sub>OY, —C≡CY and —CH=CHY, where the double bond may have the cis or trans geometry, and where Y is selected from hydrogen, methyl, —COR<sub>10</sub> and a radical of the structure:



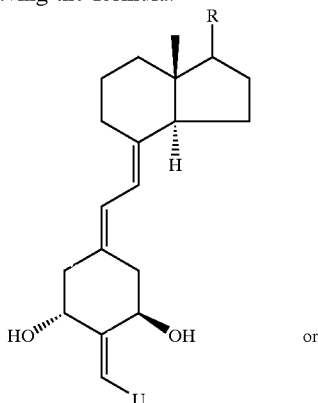
where x and y, independently, represent the integers from 0 to 5, where R<sub>6</sub> is selected from hydrogen, deuterium, hydroxy, protected hydroxy, fluoro, trifluoromethyl, and C<sub>1-5</sub>-alkyl, which may be straight chain or branched and, optionally, bear a hydroxy or protected-hydroxy substituent, and where each of R<sub>7</sub>, R<sub>8</sub>, and R<sub>9</sub>, independently, is selected from deuterium, deutoalkyl, hydrogen, fluoro, trifluoromethyl and C<sub>1-5</sub> alkyl, which may be straight-chain or branched, and optionally, bear a hydroxy or protected-hydroxy substituent, and where R<sub>6</sub> and R<sub>7</sub>, taken together, represent an oxo group, or an alkylidene group, =CR<sub>7</sub>R<sub>8</sub>, or the group —(CH<sub>2</sub>)<sub>p</sub>—, where p is an integer from 2 to 5, and where R<sub>8</sub> and R<sub>9</sub>, taken together, represent an oxo group, or the group —(CH<sub>2</sub>)<sub>q</sub>—, where q is an integer from 2 to 5, and where R<sub>10</sub> represents hydrogen, hydroxy, protected hydroxy, or C<sub>1-5</sub> alkyl and wherein any of the CH-groups at positions 20, 22, or 23 in the side chain may be replaced by a nitrogen atom, or where any of the groups —CH(CH<sub>3</sub>)—, —(CH<sub>2</sub>)<sub>x</sub>—, —(CR<sub>6</sub>R<sub>7</sub>)— or —(CH<sub>2</sub>)<sub>y</sub>— at positions 20, 22, and 23, respectively, may be replaced by an oxygen or sulfur atom.

21. The method of claim 20 where the disease is psoriasis.

22. The method of claim 20 where the disease is a cancer selected from the group consisting of leukemia, colon cancer, breast cancer and prostate cancer.

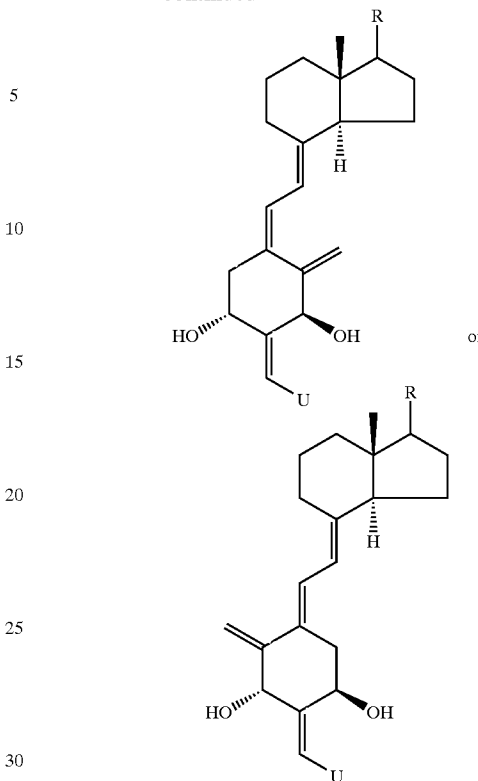
23. The method of claim 20 where the disease is a skin disorder selected from the group consisting of dermatitis, eczema and keratosis.

24. A method of treating a disease characterized by an imbalance in the immune system comprising administering to a patient with said disease an effective amount of a compound having the formula:



24

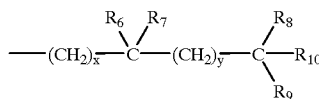
-continued



where U is selected from the group consisting of a methyl, a substituted methyl group described by general formula CR<sub>1</sub>R<sub>2</sub>R<sub>3</sub>, an amino group or substituted amino group described by general formula NR<sub>1</sub>R<sub>2</sub>, a phosphino group or substituted phosphino group described by general formula PR<sub>1</sub>R<sub>2</sub>, an alkyl- or arylsulfinyl group, an alkyl- or arylsulfonyl group, and aryl, and where R<sub>1</sub>, R<sub>2</sub> and R<sub>3</sub> are each independently selected from the group consisting of hydrogen, alkyl, hydroxyalkyl, aminoalkyl, halogenalkyl, alkoxyalkyl, aryloxyalkyl, aryl, halogen, hydroxyl, protected hydroxy, alkoxy, aryloxy, acyl, an amino group, an amino group substituted with alkyl or aryl substituents and where R<sub>1</sub> and R<sub>2</sub>, taken together, represent an oxo group, or a group —(CH<sub>2</sub>)<sub>m</sub>— where m is an integer having a value of from 2 to 5, and with the proviso that U cannot be an —OH group, and R is represented by the structure below



where the stereochemical center at carbon 20 may have the R or S configuration, and where Z is selected from Y, —OY, —CH<sub>2</sub>OY, —C≡CY and —CH=CHY, where the double bond may have the cis or trans geometry, and where Y is selected from hydrogen, methyl, —COR<sub>10</sub> and a radical of the structure:



where x and y, independently, represent the integers from 0 to 5, where R<sub>6</sub> is selected from hydrogen, deuterium,

25

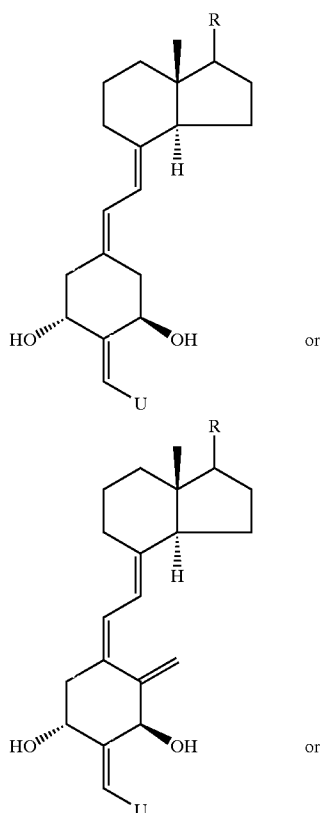
hydroxy, protected hydroxy, fluoro, trifluoromethyl, and C<sub>1-5</sub>-alkyl, which may be straight chain or branched and, optionally, bear a hydroxy or protected-hydroxy substituent, and where each of R<sub>7</sub>, R<sub>8</sub>, and R<sub>9</sub>, independently, is selected from deuterium, deuterioalkyl, hydrogen, fluoro, trifluoromethyl and C<sub>1-5</sub> alkyl, which may be straight-chain or branched, and optionally, bear a hydroxy or protected-hydroxy substituent, and where R<sub>6</sub> and R<sub>7</sub>, taken together, represent an oxo group, or an alkylidene group, =CR<sub>7</sub>R<sub>8</sub>, or the group —(CH<sub>2</sub>)<sub>p</sub>—, where p is an integer from 2 to 5, and where R<sub>8</sub> and R<sub>9</sub>, taken together, represent an oxo group, or the group —(CH<sub>2</sub>)<sub>q</sub>—, where q is an integer from 2 to 5, and where R<sub>10</sub> represents hydrogen, hydroxy, protected hydroxy, or C<sub>1-5</sub> alkyl and wherein any of the CH-groups at positions 20, 22, or 23 in the side chain may be replaced by a nitrogen atom, or where any of the groups —CH(CH<sub>3</sub>)—, —(CH<sub>2</sub>)<sub>x</sub>—, —(CR<sub>6</sub>R<sub>7</sub>)— or —(CH<sub>2</sub>)<sub>y</sub>— at positions 20, 22, and 23, respectively, may be replaced by an oxygen or sulfur atom.

25. The method of claim 24 where the disease is multiple sclerosis.

26. The method of claim 24 where the disease is diabetes mellitus.

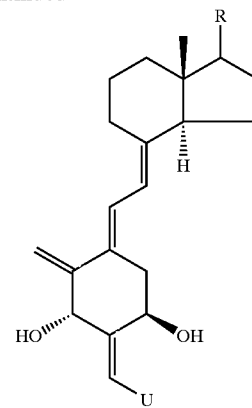
27. The method of claim 24 where the disease is transplant rejection.

28. A method of treating rheumatoid arthritis comprising administering to a patient with rheumatoid arthritis an effective amount of a compound having the formula:



26

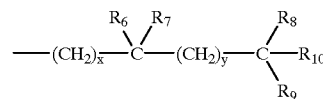
-continued



where U is selected from the group consisting of a methyl, a substituted methyl group described by general formula CR<sub>1</sub>R<sub>2</sub>R<sub>3</sub>, an amino group or substituted amino group described by general formula NR<sub>1</sub>R<sub>2</sub>, a phosphino group or substituted phosphino group described by general formula PR<sub>1</sub>R<sub>2</sub>, an alkyl- or arylsulfinyl group, an alkyl- or arylsulfonyl group, and aryl, and where R<sub>1</sub>, R<sub>2</sub> and R<sub>3</sub> are each independently selected from the group consisting of hydrogen, alkyl, hydroxyalkyl, aminoalkyl, halogenalkyl, alkoxyalkyl, aryloxyalkyl, aryl, halogen, hydroxyl, protected hydroxy, alkoxy, aryloxy, acyl, an amino group, an amino group substituted with alkyl or aryl substituents and where R<sub>1</sub> and R<sub>2</sub>, taken together, represent an oxo group, or a group —(CH<sub>2</sub>)<sub>m</sub>— where m is an integer having a value of from 2 to 5, and with the proviso that U cannot be an —OH group, and R is represented by the structure below



where the stereochemical center at carbon 20 may have the R or S configuration, and where Z is selected from Y, —OY, —CH<sub>2</sub>OY, —C≡CY and —CH=CHY, where the double bond may have the cis or trans geometry, and where Y is selected from hydrogen, methyl, —COR<sub>10</sub> and a radical of the structure:

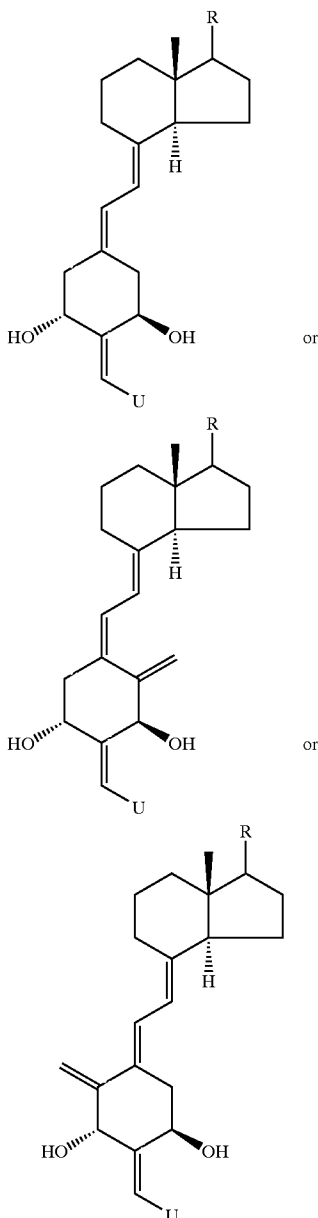


where x and y, independently, represent the integers from 0 to 5, where R<sub>6</sub> is selected from hydrogen, deuterium, hydroxy, protected hydroxy, fluoro, trifluoromethyl, and C<sub>1-5</sub>-alkyl, which may be straight chain or branched and, optionally, bear a hydroxy or protected-hydroxy substituent, and where each of R<sub>7</sub>, R<sub>8</sub>, and R<sub>9</sub>, independently, is selected from deuterium, deuterioalkyl, hydrogen, fluoro, trifluoromethyl and C<sub>1-5</sub> alkyl, which may be straight-chain or branched, and optionally, bear a hydroxy or protected-hydroxy substituent, and where R<sub>6</sub> and R<sub>7</sub>, taken together, represent an oxo group, or an alkylidene group, =CR<sub>7</sub>R<sub>8</sub>, or the group —(CH<sub>2</sub>)<sub>p</sub>—, where p is an integer from 2 to 5, and where R<sub>8</sub> and R<sub>9</sub>, taken together, represent an oxo group, or the group —(CH<sub>2</sub>)<sub>q</sub>—, where q is an integer from 2 to 5, and where R<sub>10</sub> represents hydrogen, hydroxy, protected hydroxy,

27

or C<sub>1-5</sub> alkyl and wherein any of the CH-groups at positions 20, 22, or 23 in the side chain may be replaced by a nitrogen atom, or where any of the groups —CH(CH<sub>3</sub>)—, —(CH<sub>2</sub>)<sub>x</sub>—, —(CR<sub>6</sub>R<sub>7</sub>)— or —(CH<sub>2</sub>)<sub>y</sub>— at positions 20, 22, and 23, respectively, may be replaced by an oxygen or sulfur atom.

29. A method of treating asthma comprising administering to a patient with asthma an effective amount of a compound having the formula:



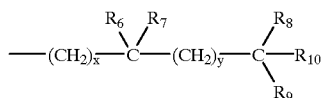
where U is selected from the group consisting of a methyl, a substituted methyl group described by general formula CR<sub>1</sub>R<sub>2</sub>R<sub>3</sub>, an amino group or substituted amino group described by general formula NR<sub>1</sub>R<sub>2</sub>, a phosphino group or substituted phosphino group described by general formula PR<sub>1</sub>R<sub>2</sub>, an alkyl- or arylsulfonyl group, an alkyl- or arylsulfonyl group, and aryl, and where R<sub>1</sub>, R<sub>2</sub> and R<sub>3</sub> are each independently selected from the group consisting of hydrogen, alkyl, hydroxyalkyl, aminoalkyl, halogenalkyl, alkoxyalkyl, aryloxyalkyl, aryl, halogen, hydroxyl, pro-

28

ected hydroxy, alkoxy, aryloxy, acyl, an amino group, an amino group substituted with alkyl or aryl substituents and where R<sub>1</sub> and R<sub>2</sub>, taken together, represent an oxo group, or a group —(CH<sub>2</sub>)<sub>m</sub>— where m is an integer having the value of from 2 to 5, and with the proviso that U cannot be an —OH group, and R is represented by the structure below

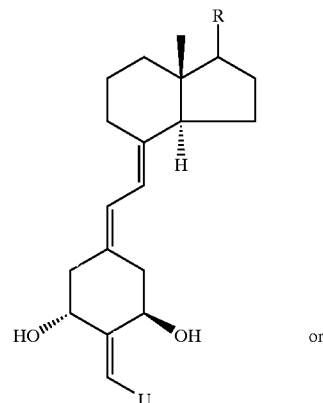


where the stereochemical center at carbon 20 may have the R or S configuration, and where Z is selected from Y, —OY, —CH<sub>2</sub>OY, —C≡CY and —CH=CHY, where the double bond may have the cis or trans geometry, and where Y is selected from hydrogen, methyl, —COR<sub>10</sub> and a radical of the structure:



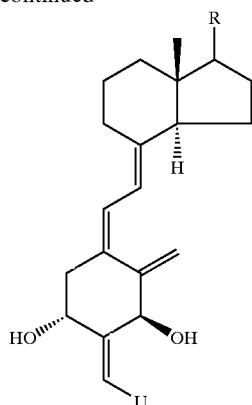
where x and y, independently, represent the integers from 0 to 5, where R<sub>6</sub> is selected from hydrogen, deuterium, hydroxy, protected hydroxy, fluoro, trifluoromethyl, and C<sub>1-5</sub>-alkyl, which may be straight chain or branched and, optionally, bear a hydroxy or protected-hydroxy substituent, and where each of R<sub>7</sub>, R<sub>8</sub>, and R<sub>9</sub>, independently, is selected from deuterium, deutoalkyl, hydrogen, fluoro, trifluoromethyl and C<sub>1-5</sub> alkyl, which may be straight-chain or branched, and optionally, bear a hydroxy or protected-hydroxy substituent, and where R<sub>6</sub> and R<sub>7</sub>, taken together, represent an oxo group, or an alkylidene group, =CR<sub>7</sub>R<sub>8</sub>, or the group —(CH<sub>2</sub>)<sub>p</sub>—, where p is an integer from 2 to 5, and where R<sub>8</sub> and R<sub>9</sub>, taken together, represent an oxo group, or the group —(CH<sub>2</sub>)<sub>q</sub>—, where q is an integer from 2 to 5, and where R<sub>10</sub> represents hydrogen, hydroxy, protected hydroxy, or C<sub>1-5</sub> alkyl and wherein any of the CH-groups at positions 20, 22, or 23 in the side chain may be replaced by a nitrogen atom, or where any of the groups —CH(CH<sub>3</sub>)—, —(CH<sub>2</sub>)<sub>x</sub>—, —(CR<sub>6</sub>R<sub>7</sub>)— or —(CH<sub>2</sub>)<sub>y</sub>— at positions 20, 22, and 23, respectively, may be replaced by an oxygen or sulfur atom.

30. A method of treating hypertension comprising administering to a patient with hypertension an effective amount of a compound having the formula:

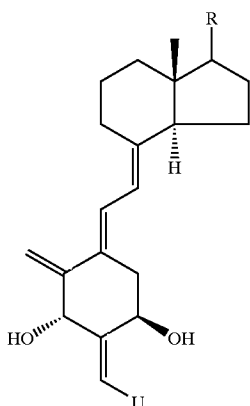


29

-continued



or

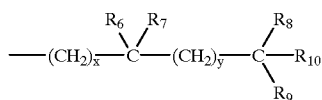


where U is selected from the group consisting of a methyl, a substituted methyl group described by general formula  $CR_1R_2R_3$ , an amino group or substituted amino group described by general formula  $NR_1R_2$ , a phosphino group or substituted phosphino group described by general formula  $PR_1R_2$ , an alkyl- or arylsulfinyl group, an alkyl- or arylsulfonyl group, and aryl, and where  $R_1$ ,  $R_2$  and  $R_3$  are each independently selected from the group consisting of hydrogen, alkyl, hydroxyalkyl, aminoalkyl, halogenalkyl, alkoxyalkyl, aryloxyalkyl, aryl, halogen, hydroxyl, protected hydroxy, alkoxy, aryloxy, acyl, an amino group, an amino group substituted with alkyl or aryl substituents and where  $R_1$  and  $R_2$ , taken together, represent an oxo group, or a group  $-(CH_2)_m-$  where m is an integer having a value of from 2 to 5, and with the proviso that U cannot be an  $-OH$  group, and R is represented by the structure below



where the stereochemical center at carbon 20 may have the R or S configuration, and where Z is selected from Y,  $-OY$ ,  $-CH_2OY$ ,  $-C\equiv CY$  and  $-CH=CHY$ , where the double bond may have the cis or trans geometry, and where Y is selected from hydrogen, methyl,  $-COR_{10}$  and a radical of the structure:

30

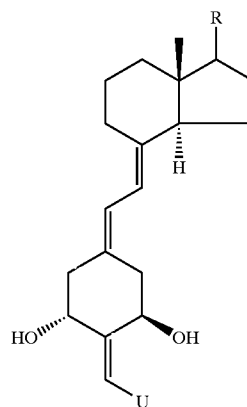


5

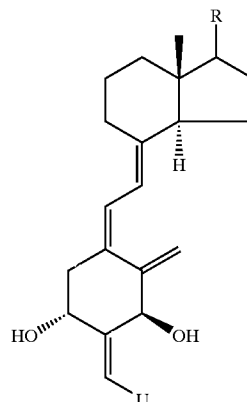
where x and y, independently, represent the integers from 0 to 5, where  $R_6$  is selected from hydrogen, deuterium, hydroxy, protected hydroxy, fluoro, trifluoromethyl, and  $C_{1-5}$ -alkyl, which may be straight chain or branched and, optionally, bear a hydroxy or protected-hydroxy substituent, and where each of  $R_7$ ,  $R_8$ , and  $R_9$ , independently, is selected from deuterium, deuterioalkyl, hydrogen, fluoro, trifluoromethyl and  $C_{1-5}$  alkyl, which may be straight-chain or branched, and optionally, bear a hydroxy or protected-hydroxy substituent, and where  $R_6$  and  $R_7$ , taken together, represent an oxo group, or an alkylidene group,  $=CR_7R_8$ , or the group  $-(CH_2)_p-$ , where p is an integer from 2 to 5, and where  $R_8$  and  $R_9$ , taken together, represent an oxo group, or the group  $-(CH_2)_q-$ , where q is an integer from 2 to 5, and where  $R_{10}$  represents hydrogen, hydroxy, protected hydroxy, or  $C_{1-5}$  alkyl and wherein any of the CH-groups at positions 20, 22, or 23 in the side chain may be replaced by a nitrogen atom, or where any of the groups  $-CH(CH_3)-$ ,  $-(CH_2)_x-$ ,  $-(CR_6R_7)-$  or  $-(CH_2)_y-$  at positions 20, 22, and 23, respectively, may be replaced by an oxygen or sulfur atom.

31. A method of treating hypocalcemia comprising administering to a patient hypocalcemia an effective amount of a compound having the formula:

35



or



or

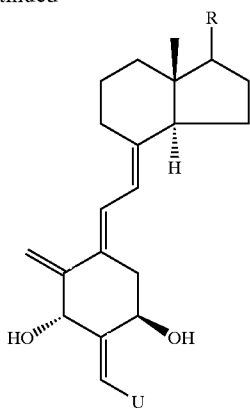
60

65



31

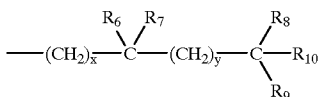
-continued



where U is selected from the group consisting of a methyl, a substituted methyl group described by general formula  $CR_1R_2R_3$ , an amino group or substituted amino group described by general formula  $NR_1R_2$ , a phosphino group or substituted phosphino group described by general formula  $PR_1R_2$ , an alkyl- or arylsulfinyl group, an alkyl- or arylsulfonyl group, and aryl, and where  $R_1$ ,  $R_2$  and  $R_3$  are each independently selected from the group consisting of hydrogen, alkyl, hydroxyalkyl, aminoalkyl, halogenalkyl, alkoxyalkyl, aryloxyalkyl, aryl, halogen, hydroxyl, protected hydroxy, alkoxy, aryloxy, acyl, an amino group, an amino group substituted with alkyl or aryl substituents and where  $R_1$  and  $R_2$ , taken together, represent an oxo group, or a group  $-(CH_2)_m-$  where m is an integer having a value of from 2 to 5, and with the proviso that U cannot be an  $-OH$  group, and R is represented by the structure below



where the stereochemical center at carbon 20 may have the R or S configuration, and where Z is selected from Y,  $-OY$ ,  $-CH_2OY$ ,  $-C\equiv CY$  and  $-CH=CHY$ , where the double bond may have the cis or trans geometry, and where Y is selected from hydrogen, methyl,  $-COR_{10}$  and a radical of the structure:

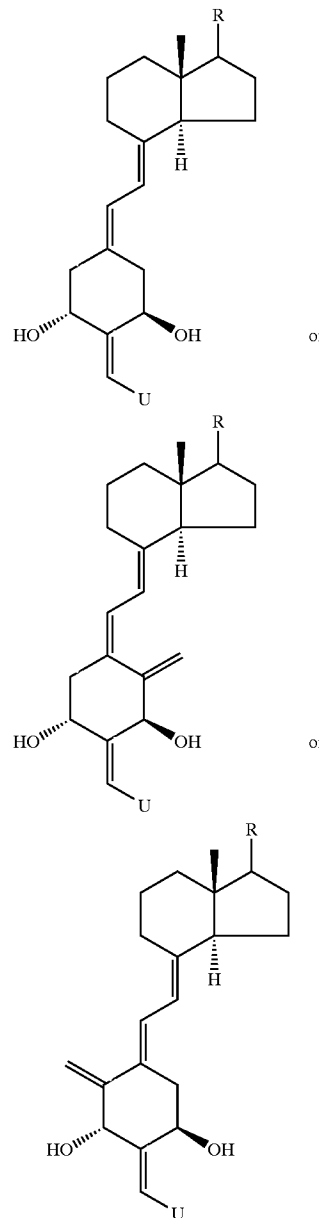


where x and y, independently, represent the integers from 0 to 5, where  $R_6$  is selected from hydrogen, deuterium, hydroxy, protected hydroxy, fluoro, trifluoromethyl, and  $C_{1-5}$ -alkyl, which may be straight chain or branched, and optionally, bear a hydroxy or protected-hydroxy substituent, and where each of  $R_7$ ,  $R_8$ , and  $R_9$ , independently, is selected from deuterium, deuterioalkyl, hydrogen, fluoro, trifluoromethyl and  $C_{1-5}$  alkyl, which may be straight-chain or branched, and optionally, bear a hydroxy or protected-hydroxy substituent, and where  $R_6$  and  $R_7$ , taken together, represent an oxo group, or an alkyldene group,  $=CR_7R_8$ , or the group  $-(CH_2)_p-$ , where p is an integer from 2 to 5, and where  $R_8$  and  $R_9$ , taken together, represent an oxo group, or the group  $-(CH_2)_q-$ , where q is an integer from 2 to 5, and where  $R_{10}$  represents hydrogen, hydroxy, protected hydroxy,

32

or  $C_{1-5}$  alkyl and wherein any of the CH-groups at positions 20, 22, or 23 in the side chain may be replaced by a nitrogen atom, or where any of the groups  $-\text{CH}(\text{CH}_3)-$ ,  $-(\text{CH}_2)_x-$ ,  $-(\text{CR}_6\text{R}_7)-$  or  $-(\text{CH}_2)_y-$  at positions 20, 22, and 23, respectively, may be replaced by an oxygen or sulfur atom.

32. A method of treating hypoparathyroidism comprising administering to a patient with hypoparathyroidism an effective amount of a compound having the formula:



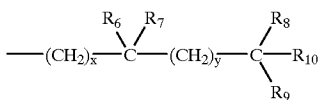
where U is selected from the group consisting of a methyl, a substituted methyl group described by general formula  $CR_1R_2R_3$ , an amino group or substituted amino group described by general formula  $NR_1R_2$ , a phosphino group or substituted phosphino group described by general formula  $PR_1R_2$ , an alkyl- or arylsulfinyl group, an alkyl- or arylsulfonyl group, and aryl, and where  $R_1$ ,  $R_2$  and  $R_3$  are each independently selected from the group consisting of hydrogen, alkyl, hydroxyalkyl, aminoalkyl, halogenalkyl, alkoxyalkyl, aryloxyalkyl, aryl, halogen, hydroxyl, pro-

33

tected hydroxy, alkoxy, aryloxy, acyl, an amino group, an amino group substituted with alkyl or aryl substituents and where R<sub>1</sub> and R<sub>2</sub>, taken together, represent an oxo group, or a group —(CH<sub>2</sub>)<sub>m</sub>—where m is an integer having a value of from 2 to 5, and with the proviso that U cannot be an —OH group, and R is represented by the structure below

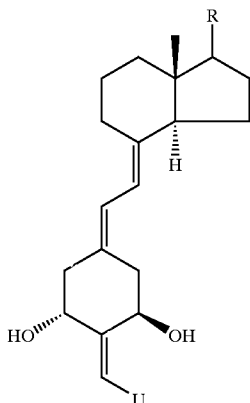


where the stereochemical center at carbon 20 may have the R or S configuration, and where Z is selected from Y, —OY, —CH<sub>2</sub>OY, —C≡CY and —CH=CHY, where the double bond may have the cis or trans geometry, and where Y is selected from hydrogen, methyl, —COR<sub>10</sub> and a radical of the structure:



where x and y, independently, represent the integers from 0 to 5, where R<sub>6</sub> is selected from hydrogen, deuterium, hydroxy, protected hydroxy, fluoro, trifluoromethyl, and C<sub>1-5</sub>-alkyl, which may be straight chain or branched and, optionally, bear a hydroxy or protected-hydroxy substituent, and where each of R<sub>7</sub>, R<sub>8</sub>, and R<sub>9</sub>, independently, is selected from deuterium, deuterioalkyl, hydrogen, fluoro, trifluoromethyl and C<sub>1-5</sub> alkyl, which may be straight-chain or branched, and optionally, bear a hydroxy or protected-hydroxy substituent, and where R<sub>6</sub> and R<sub>7</sub>, taken together, represent an oxo group, or an alkylidene group, =CR<sub>7</sub>R<sub>8</sub>, or the group —(CH<sub>2</sub>)<sub>p</sub>—, where p is an integer from 2 to 5, and where R<sub>8</sub> and R<sub>9</sub>, taken together, represent an oxo group, or the group —(CH<sub>2</sub>)<sub>q</sub>—, where q is an integer from 2 to 5, and where R<sub>10</sub> represents hydrogen, hydroxy, protected hydroxy, or C<sub>1-5</sub> alkyl and wherein any of the CH-groups at positions 20, 22, or 23 in the side chain may be replaced by a nitrogen atom, or where any of the groups —CH(CH<sub>3</sub>)—, —(CH<sub>2</sub>)<sub>x</sub>—, —(CR<sub>6</sub>R<sub>7</sub>)— or —(CH<sub>2</sub>)<sub>y</sub>— at positions 20, 22, and 23, respectively, may be replaced by an oxygen or sulfur atom.

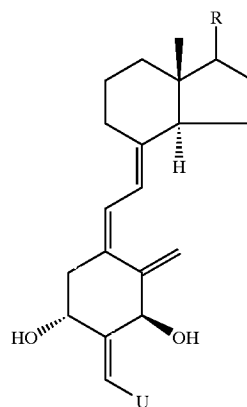
33. A method of treating female infertility which comprises administering to a female mammal in need thereof an effective amount of a compound having the formula:



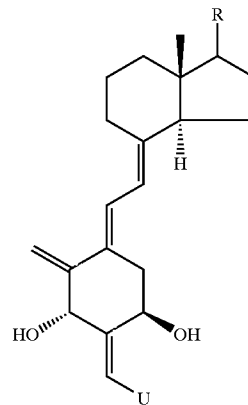
or

34

-continued



or

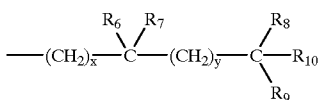


where U is selected from the group consisting of a methyl, a substituted methyl group described by general formula CR<sub>1</sub>R<sub>2</sub>R<sub>3</sub>, an amino group or substituted amino group described by general formula NR<sub>1</sub>R<sub>2</sub>, a phosphino group or substituted phosphino group described by general formula PR<sub>1</sub>R<sub>2</sub>, an alkyl- or arylsulfinyl group, an alkyl- or arylsulfonyl group, and aryl, and where R<sub>1</sub>, R<sub>2</sub> and R<sub>3</sub> are each independently selected from the group consisting of hydrogen, alkyl, hydroxyalkyl, aminoalkyl, halogenalkyl, acyl, an amino group, an amino group substituted with alkyl or aryl substituents and where R<sub>1</sub> and R<sub>2</sub>, taken together, represent an oxo group, or a group —(CH<sub>2</sub>)<sub>m</sub>— where m is an integer having a value of from 2 to 5, and with the proviso that U cannot be an —OH group, and R is represented by the structure below



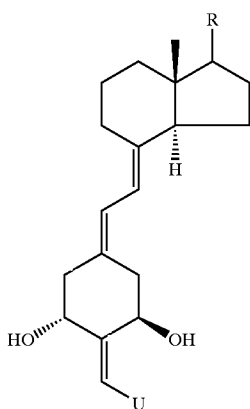
where the stereochemical center at carbon 20 may have the R or S configuration, and where Z is selected from Y, —OY, —CH<sub>2</sub>OY, —C≡CY and —CH=CHY, where the double bond may have the cis or trans geometry, and where Y is selected from hydrogen, methyl, —COR<sub>10</sub> and a radical of the structure:

35

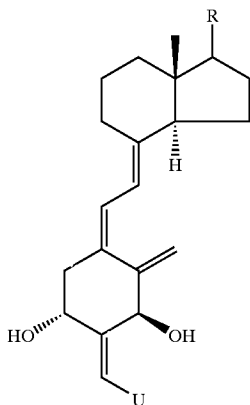


where x and y, independently, represent the integers from 0 to 5, where R<sub>6</sub> is selected from hydrogen, deuterium, hydroxy, protected hydroxy, fluoro, trifluoromethyl, and C<sub>1-5</sub>-alkyl, which may be straight chain or branched and, optionally, bear a hydroxy or protected-hydroxy substituent, and where each of R<sub>7</sub>, R<sub>8</sub>, independently, is selected from deuterium, deuterioalkyl, hydrogen, fluoro, trifluoromethyl and C<sub>1-5</sub> alkyl, which may be straight-chain or branched, and optionally, bear a hydroxy or protected-hydroxy substituent, and where R<sub>6</sub> and R<sub>7</sub>, taken together, represent an oxo group, or an alkylidene group, =CR<sub>7</sub>R<sub>8</sub>, or the group —(CH<sub>2</sub>)<sub>p</sub>—, where p is an integer from 2 to 5, and where R<sub>8</sub> and R<sub>9</sub>, taken together, represent an oxo group, or the group —(CH<sub>2</sub>)<sub>q</sub>—, where q is an integer from 2 to 5, and where R<sub>10</sub> represents hydrogen, hydroxy, protected hydroxy, or C<sub>1-5</sub> alkyl and wherein any of the CH-groups at positions 20, 22, or 23 in the side chain may be replaced by a nitrogen atom, or where any of the groups —CH(CH<sub>3</sub>)—, —(CH<sub>2</sub>)<sub>x</sub>—, —(CR<sub>6</sub>R<sub>7</sub>)— or —(CH<sub>2</sub>)<sub>y</sub>— at positions 20, 22, and 23, respectively, may be replaced by an oxygen or sulfur atom.

34. A method of treating acne comprising administering to a patient with acne an effective amount of a compound having the formula:



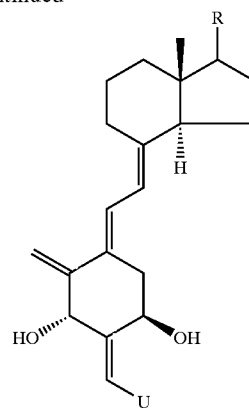
or



or

36

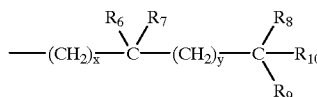
-continued



where U is selected from the group consisting of a methyl, a substituted methyl group described by general formula CR<sub>1</sub>R<sub>2</sub>R<sub>3</sub>, an amino group or substituted amino group described by general formula NR<sub>1</sub>R<sub>2</sub>, a phosphino group or substituted phosphino group described by general formula PR<sub>1</sub>R<sub>2</sub>, an alkyl- or arylsulfinyl group, an alkyl- or arylsulfonyl group, and aryl, and where R<sub>1</sub>, R<sub>2</sub> and R<sub>3</sub> are each independently selected from the group consisting of hydrogen, alkyl, hydroxyalkyl, aminoalkyl, halogenalkyl, alkoxyalkyl, aryloxyalkyl, aryl, halogen, hydroxyl, protected hydroxy, alkoxy, aryloxy, acyl, an amino group, an amino group substituted with alkyl or aryl substituents and where R<sub>1</sub> and R<sub>2</sub>, taken together, represent an oxo group, or a group —(CH<sub>2</sub>)<sub>m</sub>— where m is an integer having a value of from 2 to 5, and with the proviso that U cannot be an —OH group, and R is represented by the structure below



where the stereochemical center at carbon 20 may have the R or S configuration, and where Z is selected from Y, —OY, —CH<sub>2</sub>OY, —C≡CY and —CH=CHY, where the double bond may have the cis or trans geometry, and where Y is selected from hydrogen, methyl, —COR<sub>10</sub> and a radical of the structure:

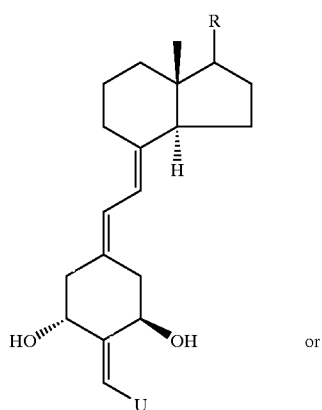


where x and y, independently, represent the integers from 0 to 5, where R<sub>6</sub> is selected from hydrogen, deuterium, hydroxy, protected hydroxy, fluoro, trifluoromethyl, and C<sub>1-5</sub>-alkyl, which may be straight chain or branched and, optionally, bear a hydroxy or protected-hydroxy substituents, and where each of R<sub>7</sub>, R<sub>8</sub>, and R<sub>9</sub>, independently, is selected from deuterium, deuterioalkyl, hydrogen, fluoro, trifluoromethyl and C<sub>1-5</sub> alkyl, which may be straight-chain or branched, and optionally, bear a hydroxy or protected-hydroxy substituent, and where R<sub>6</sub> and R<sub>7</sub>, taken together, represent an oxo group, or an alkylidene group, =CR<sub>7</sub>R<sub>8</sub>, or the group —(CH<sub>2</sub>)<sub>p</sub>—, where p is an integer from 2 to 5, and where R<sub>8</sub> and R<sub>9</sub>, taken together, represent an oxo group, or the group —(CH<sub>2</sub>)<sub>q</sub>—, where q is an integer from 2 to 5, and where R<sub>10</sub> represents hydrogen,

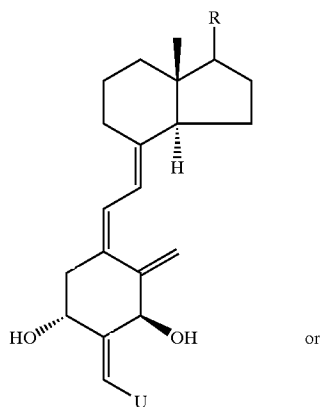
37

hydroxy, protected hydroxy, or C<sub>1-5</sub> alkyl and wherein any of the CH-groups at positions 20, 22, or 23 in the side chain may be replaced by a nitrogen atom, or where any of the groups —CH(CH<sub>3</sub>)—, —(CH<sub>2</sub>)<sub>x</sub>—, —(CR<sub>6</sub>R<sub>7</sub>)— or —(CH<sub>2</sub>)<sub>y</sub>— at positions 20, 22, and 23, respectively, may be replaced by an oxygen or sulfur atom.

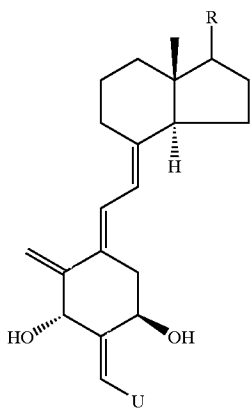
35. A method of treating alopecia comprising administering to a patient with alopecia an effective amount of a compound having the formula:



or



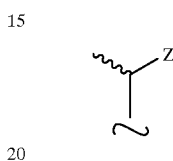
or



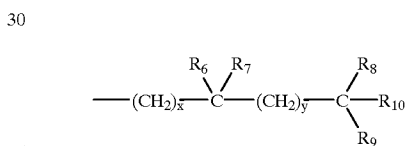
where U is selected from the group consisting of a methyl, a substituted methyl group described by general formula CR<sub>1</sub>R<sub>2</sub>R<sub>3</sub>, an amino group or substituted amino group described by general formula NR<sub>1</sub>R<sub>2</sub>, a phosphino group or

38

substituted phosphino group described by general formula PR<sub>1</sub>R<sub>2</sub>, an alkyl- or arylsulfinyl group, an alkyl- or arylsulfonyl group, and aryl, and where R<sub>1</sub>, R<sub>2</sub> and R<sub>3</sub> are each independently selected from the group consisting of hydrogen, alkyl, hydroxyalkyl, aminoalkyl, halogenalkyl, alkoxyalkyl, aryloxyalkyl, aryl, halogen, hydroxyl, protected hydroxy, alkoxy, aryloxy, acyl, an amino group, an amino group substituted with alkyl or aryl substituents and where R<sub>1</sub> and R<sub>2</sub>, taken together, represent an oxo group, or a group —(CH<sub>2</sub>)<sub>m</sub>— where m is an integer having a value of from 2 to 5, and with the proviso that U cannot be an —OH group, and R is represented by the structure below



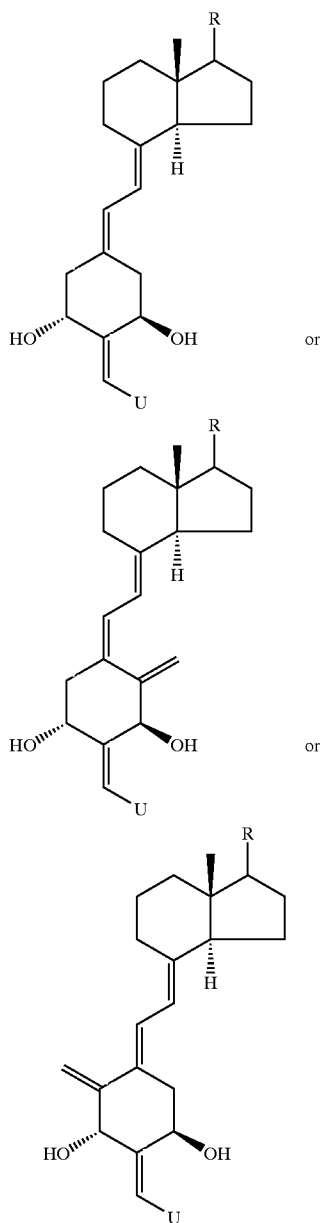
where the stereochemical center at carbon 20 may have the R or S configuration, and where Z is selected from Y, —OY, —CH<sub>2</sub>OY, —C≡CY and —CH=CHY, where the double bond may have the cis or trans geometry, and where Y is selected from hydrogen, methyl, —COR<sub>10</sub> and a radical of the structure:



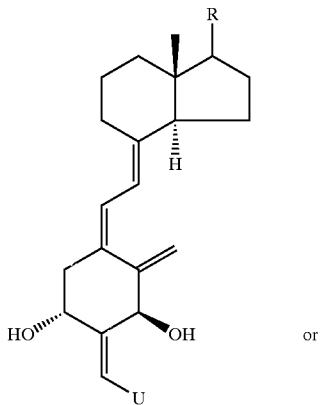
where x and y, independently, represent the integers from 0 to 5, where R<sub>6</sub> is selected from hydrogen, deuterium, hydroxy, protected hydroxy, fluoro, trifluoromethyl, and C<sub>1-5</sub>-alkyl, which may be straight chain or branched and, optionally, bear a hydroxy or protected-hydroxy substituent, and where each of R<sub>7</sub>, R<sub>8</sub>, and R<sub>9</sub>, independently, is selected from deuterium, deuterioalkyl, hydrogen, fluoro, trifluoromethyl and C<sub>1-5</sub> alkyl, which may be straight-chain or branched, and optionally, bear a hydroxy or protected-hydroxy substituent, and where R<sub>6</sub> and R<sub>7</sub>, taken together, represent an oxo group, or an alkylidene group, =CR<sub>7</sub>R<sub>8</sub>, or the group —(CH<sub>2</sub>)<sub>p</sub>—, where p is an integer from 2 to 5, and where R<sub>8</sub> and R<sub>9</sub>, taken together, represent an oxo group, or the group —(CH<sub>2</sub>)<sub>q</sub>—, where q is an integer from 2 to 5, and where R<sub>10</sub> represents hydrogen, hydroxy, protected hydroxy, or C<sub>1-5</sub> alkyl and wherein any of the CH-groups at positions 20, 22, or 23 in the side chain may be replaced by a nitrogen atom, or where any of the groups —CH(CH<sub>3</sub>)—, —(CH<sub>2</sub>)<sub>x</sub>—, —(CR<sub>6</sub>R<sub>7</sub>)— or —(CH<sub>2</sub>)<sub>y</sub>— at positions 20, 22, and 23, respectively, may be replaced by an oxygen or sulfur atom.

36. A method of treating skin conditions selected from the group consisting of lack of skin firmness, wrinkles, lack of dermal hydration and insufficient sebum secretion which comprises administering to a patient by topical, oral or parenteral means an effective amount of a compound having the formula:

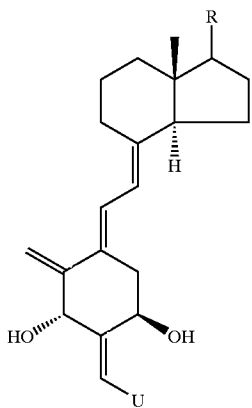
39



or



or



where U is selected from the group consisting of a methyl, a substituted methyl group described by general formula  $CR_1R_2R_3$ , an amino group or substituted amino group described by general formula  $NR_1R_2$ , a phosphino group or substituted phosphino group described by general formula  $PR_1R_2$ , an alkyl- or arylsulfinyl group, an alkyl- or arylsulfonyl group, and aryl, and where  $R_1$ ,  $R_2$  and  $R_3$  are each independently selected from the group consisting of hydrogen, alkyl, hydroxyalkyl, aminoalkyl, halogenalkyl, alkoxyalkyl, aryloxyalkyl, aryl, halogen, hydroxyl, protected hydroxy, alkoxy aryloxy, acyl, an amino group, an amino group substituted with alkyl or aryl substituents and where  $R_1$  and  $R_2$ , taken together, represent an oxo group, or a group  $-(CH_2)_m-$  where m is an integer having a value of from 2 to 5, and with the proviso that U cannot be an  $-OH$  group, and R is represented by the structure below

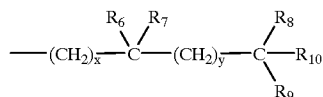
40



5

where the stereochemical center at carbon 20 may have the R or S configuration, and where Z is selected from Y,  $-OY$ ,  $-CH_2OY$ ,  $-C\equiv CY$  and  $-CH=CHY$ , where the double bond may have the cis or trans geometry, and where Y is selected from hydrogen, methyl,  $-COR_{10}$  and a radical of the structure:

15

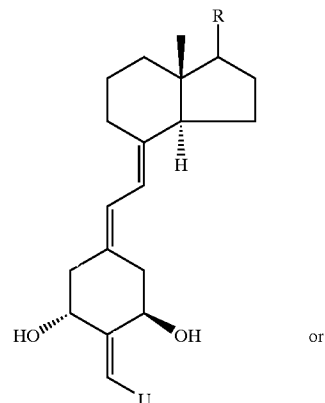


20

where x and y, independently, represent the integers from 0 to 5, where  $R_6$  is selected from hydrogen, deuterium, hydroxy, protected hydroxy, fluoro, trifluoromethyl, and  $C_{1-5}$ -alkyl, which may be straight chain or branched and, optionally, bear a hydroxy or protected-hydroxy substituent, and where each of  $R_7$ ,  $R_8$ , and  $R_9$ , independently, is selected from deuterium, deutoalkyl, hydrogen, fluoro, trifluoromethyl and  $C_{1-5}$  alkyl, which may be straight-chain or branched, and optionally, bear a hydroxy or protected-hydroxy substituent, and where  $R_6$  and  $R_7$ , taken together, represent an oxo group, or an alkylidene group,  $=CR_7R_8$ , or the group  $-(CH_2)_p-$ , where p is an integer from 2 to 5, and where  $R_8$  and  $R_9$ , taken together, represent an oxo group, or the group  $-(CH_2)_q-$ , where q is an integer from 2 to 5, and where  $R_{10}$  represents hydrogen, hydroxy, protected hydroxy, or  $C_{1-5}$  alkyl and wherein any of the CH-groups at positions 20, 22, or 23 in the side chain may be placed by a nitrogen atom, or where any of the groups  $-\text{CH}(\text{CH}_3)-$ ,  $-(CH_2)_x-$ ,  $-(CR_6R_7)-$  or  $-(CH_2)_y-$  at positions 20, 22, and 23, respectively, may be replaced by an oxygen or sulfur atom.

37. A method of treating a disease characterized by abnormal cell proliferation or cell differentiation, said disease is psoriasis, comprising administering to a patient with said disease an effective amount of a compound having the formula:

50

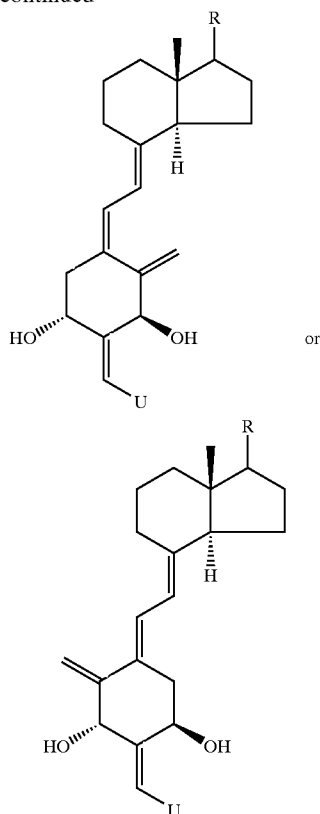


or

65

41

-continued

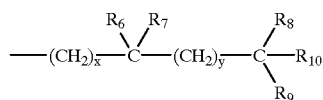


where U is selected from the group consisting of a methyl, a substituted methyl group described by general formula  $CR_1R_2R_3$ , an amino group or substituted amino group described by general formula  $NR_1R_2$ , a phosphino group or substituted phosphino group described by general formula  $PR_1R_2$ , an alkyl- or arylsulfanyl group, an alkyl- or arylsulfonyl group, and aryl, and where  $R_1$ ,  $R_2$  and  $R_3$  are each independently selected from the group consisting of hydrogen, alkyl, hydroxyalkyl, aminoalkyl, halogenalkyl, alkoxyalkyl, aryloxyalkyl, aryl, halogen, hydroxyl, protected hydroxy, alkoxy, aryloxy, acyl, an amino group, an amino group substituted with alkyl or aryl substituents and where  $R_1$  and  $R_2$ , taken together, represent an oxo group, or a group  $-(CH_2)_m-$  where m is an integer having a value of from 2 to 5, and with the proviso that U cannot be an  $-OH$  group, and R is represented by the structure below



where the stereochemical center at carbon 20 may have the R or S configuration, and where Z is selected from Y,  $-OY$ ,  $-CH_2OY$ ,  $-C\equiv CY$  and  $-CH=CHY$ , where the double bond may have the cis or trans geometry, and where Y is selected from hydrogen, methyl,  $-COR_{10}$  and a radical of the structure:

42

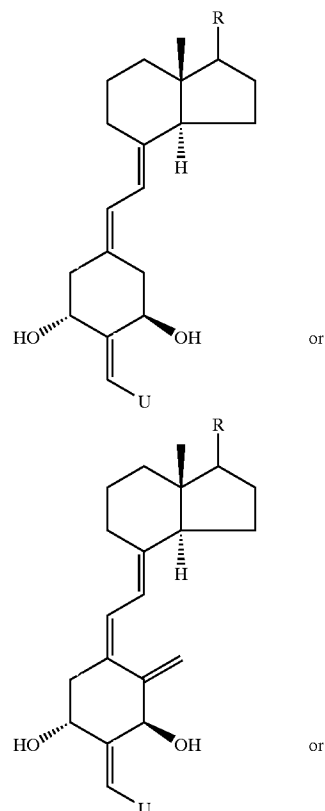


5

where x and y, independently, represent the integers from 0 to 5, where  $R_6$  is selected from hydrogen, deuterium, hydroxy, protected hydroxy, fluoro, trifluoromethyl, and  $C_{1-5}$ -alkyl, which may be straight chain or branched and, optionally, bear a hydroxy or protected-hydroxy substituent, and where each of  $R_7$ ,  $R_8$ , and  $R_9$ , independently, is selected from deuterium, deutoalkyl, hydrogen, fluoro, trifluoromethyl and  $C_{1-5}$  alkyl, which may be straight-chain or branched, and optionally, bear a hydroxy or protected-hydroxy substituent, and where  $R_6$  and  $R_7$ , taken together, represent an oxo group, or an alkylidene group,  $=CR_7R_8$ , or the group  $-(CH_2)_p-$ , where p is an integer from 2 to 5, and where  $R_8$  and  $R_9$ , taken together, represent an oxo group, or the group  $-(CH_2)_q-$ , where q is an integer from 2 to 5, and where  $R_{10}$  represents hydrogen, hydroxy, protected hydroxy, or  $C_{1-5}$  alkyl and wherein any of the CH-groups at positions 20, 22, or 23 in the side chain may be replaced by a nitrogen atom, or where any of the groups  $-CH(CH_3)-$ ,  $-(CH_2)_x-$ ,  $-(CR_6R_7)-$  or  $-(CH_2)_y-$  at positions 20, 22, and 23, respectively, may be replaced by an oxygen or sulfur atom.

38. A method of treating a disease characterized by abnormal cell proliferation or cell differentiation, said disease comprising a skin disorder selected from the group consisting of dermatitis, eczema and keratosis, comprising administering to a patient with said disease an effective amount of a compound having the formula:

35



40

45

50

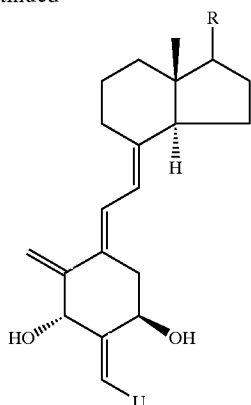
55

60

65

43

-continued



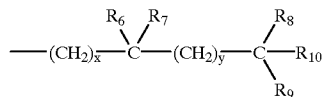
where U is selected from the group consisting of a methyl, a substituted methyl group described by general formula  $CR_1R_2R_3$ , an amino group or substituted amino group described by general formula  $NR_1R_2$ , a phosphino group or substituted phosphino group described by general formula  $PR_1R_2$ , an alkyl- or arylsulfinyl group, an alkyl- or arylsulfonyl group, and aryl, and where  $R_1$ ,  $R_2$  and  $R_3$  are each independently selected from the group consisting of hydrogen, alkyl, hydroxyalkyl, aminoalkyl, halogenalkyl, alkoxyalkyl, aryloxyalkyl, aryl, halogen, hydroxyl, protected hydroxy, alkoxy, aryloxy, acyl, an amino group, an amino group substituted with alkyl or aryl substituents and where  $R_1$  and  $R_2$ , taken together, represent an oxo group, or a group  $-(CH_2)_m-$  where m is an integer having a value of from 2 to 5, and with the proviso that U cannot be an  $-OH$  group, and R is represented by the structure below



where the stereochemical center at carbon 20 may have the R or S configuration, and where Z is selected from Y,  $-OY$ ,

44

$-CH_2OY$ ,  $-C\equiv CY$  and  $-CH=CHY$ , where the double bond may have the cis or trans geometry, and where Y is selected from hydrogen, methyl,  $-COR_{10}$  and a radical of the structure:



where x and y, independently, represent the integers from 0 to 5, where  $R_6$  is selected from hydrogen, deuterium, hydroxy, protected hydroxy, fluoro, trifluoromethyl, and  $C_{1-5}$ -alkyl, which may be straight chain or branched and, optionally, bear a hydroxy or protected-hydroxy substituent, and where each of  $R_7$ ,  $R_8$ , and  $R_9$ , independently, is selected from deuterium, deutoalkyl, hydrogen, fluoro, trifluoromethyl and  $C_{1-5}$  alkyl, which may be straight-chain or branched, and optionally, bear a hydroxy or protected-hydroxy substituent, and where  $R_6$  and  $R_7$ , taken together, represent an oxo group, or an alkylidene group,  $=CR_7R_8$ , or the group  $-(CH_2)_p-$ , where p is an integer from 2 to 5, and where  $R_8$  and  $R_9$ , taken together, represent an oxo group, or the group  $-(CH_2)_q-$ , where q is an integer from 2 to 5, and where  $R_{10}$  represents hydrogen, hydroxy, protected hydroxy, or  $C_{1-5}$  alkyl and wherein any of the CH-groups at positions 20, 22, or 23 in the side chain may be replaced by a nitrogen atom, or where any of the groups  $-CH(CH_3)-$ ,  $-(CH_2)_x-$ ,  $-(CR_6R_7)-$  or  $-(CH_2)_y-$  at positions 20, 22, and 23, respectively, may be replaced by an oxygen or sulfur atom.

\* \* \* \* \*