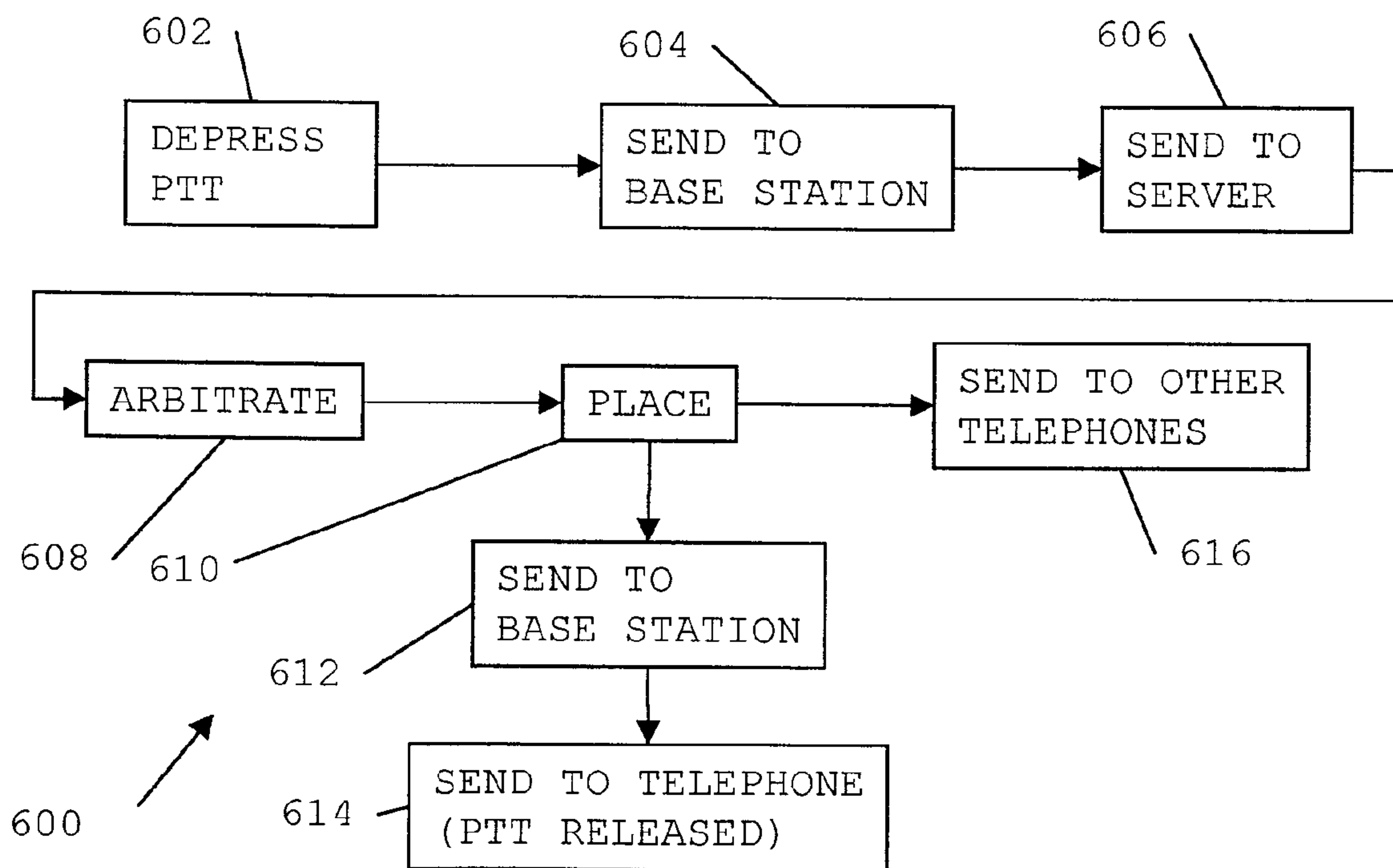




(86) Date de dépôt PCT/PCT Filing Date: 1999/12/14
 (87) Date publication PCT/PCT Publication Date: 2000/08/10
 (45) Date de délivrance/Issue Date: 2008/01/29
 (85) Entrée phase nationale/National Entry: 2001/07/17
 (86) N° demande PCT/PCT Application No.: US 1999/029655
 (87) N° publication PCT/PCT Publication No.: 2000/047005
 (30) Priorités/Priorities: 1999/02/05 (US60/119,195);
 1999/03/03 (US60/122,629); 1999/08/02 (US09/365,964)

(51) Cl.Int./Int.Cl. *H04Q 7/28* (2006.01),
H04B 7/26 (2006.01), *H04L 12/16* (2006.01),
H04L 12/18 (2006.01), *H04M 11/06* (2006.01),
H04Q 7/38 (2006.01)
 (72) Inventeurs/Inventors:
 ROSS, DAVID J., US;
 GUM, ARNOLD J., US;
 JACOBS, PAUL E., US
 (73) Propriétaire/Owner:
 QUALCOMM INCORPORATED, US
 (74) Agent: SMART & BIGGAR

(54) Titre : EMISSION SANS FIL PAR POUSSOIR DE CONVERSATION SUR L'INTERNET
 (54) Title: WIRELESS PUSH-TO-TALK INTERNET BROADCAST



(57) **Abrégé/Abstract:**

A wireless telephone (302) digitizes the voice of the user in response to the depression of a push-to-talk button (110), either physical or virtual. It sends the digitized voice, in data mode, to a base station (308). The base station places the data, through the Internet, or an Intranet or Extranet, on a server (312). Other wireless phones (304-306) recover the data from the server through the same (308) or different (310) base station, through the Internet, Intranet, or Extranet, and convert the data back to digitized voice. The base stations transmit the digitized voice to other wireless telephones (306), which convert them back to voice in response to the recognition of voice frames on the data channel by the CODEC manager software. Networked computers (314) may be configured to emulate a combined base station and wireless telephone. The server can dynamically designate any wireless telephone (or landline emulation) as the broadcaster, and can dynamically configure any set of telephones/emulations as the receivers of the broadcast.



PCT

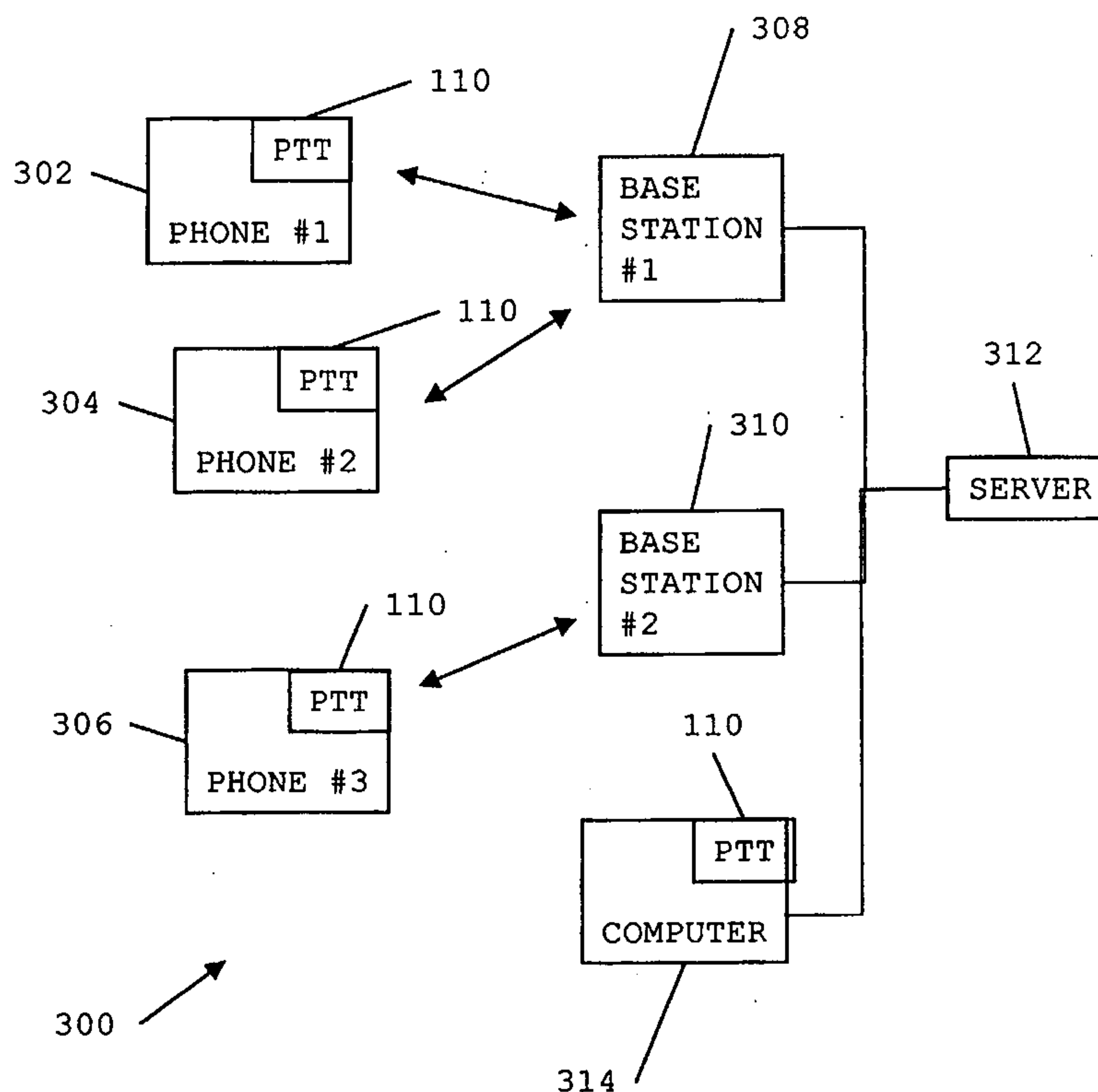
WORLD INTELLECTUAL PROPERTY ORGANIZATION
International Bureau

INTERNATIONAL APPLICATION PUBLISHED UNDER THE PATENT COOPERATION TREATY (PCT)

| | | |
|--|---|---|
| (51) International Patent Classification ⁷ : H04Q 7/28, H04M 7/00 | A1 | (11) International Publication Number: WO 00/47005 (43) International Publication Date: 10 August 2000 (10.08.00) |
| (21) International Application Number: PCT/US99/29655 (22) International Filing Date: 14 December 1999 (14.12.99) (30) Priority Data: 60/119,195 5 February 1999 (05.02.99) US 60/122,629 3 March 1999 (03.03.99) US 09/365,964 2 August 1999 (02.08.99) US (71) Applicant: QUALCOMM INCORPORATED [US/US]; 5775 Morehouse Drive, San Diego, CA 92121-1714 (US). (72) Inventors: ROSS, David, J.; 2262 Carmel Valley Road, Suite A, Del Mar, CA 92014 (US). GUM, Arnold, J.; 4610 Janet Place, San Diego, CA 92115 (US). JACOBS, Paul, E.; 9075 La Jolla Shores Lane, La Jolla, CA 92037 (US). (74) Agents: MILLER, Russell, B. et al.; Qualcomm Incorporated, 5775 Morehouse Drive, San Diego, CA 92121-1714 (US). | (81) Designated States: AE, AL, AM, AT, AU, AZ, BA, BB, BG, BR, BY, CA, CH, CN, CR, CU, CZ, DE, DK, DM, EE, ES, FI, GB, GD, GE, GH, GM, HR, HU, ID, IL, IN, IS, JP, KE, KG, KP, KR, KZ, LC, LK, LR, LS, LT, LU, LV, MA, MD, MG, MK, MN, MW, MX, NO, NZ, PL, PT, RO, RU, SD, SE, SG, SI, SK, SL, TJ, TM, TR, TT, TZ, UA, UG, UZ, VN, YU, ZA, ZW, ARIPO patent (GH, GM, KE, LS, MW, SD, SL, SZ, TZ, UG, ZW), Eurasian patent (AM, AZ, BY, KG, KZ, MD, RU, TJ, TM), European patent (AT, BE, CH, CY, DE, DK, ES, FI, FR, GB, GR, IE, IT, LU, MC, NL, PT, SE), OAPI patent (BF, BJ, CF, CG, CI, CM, GA, GN, GW, ML, MR, NE, SN, TD, TG). Published <i>With international search report.</i> | |

(54) Title: WIRELESS PUSH-TO-TALK INTERNET BROADCAST**(57) Abstract**

A wireless telephone (302) digitizes the voice of the user in response to the depression of a push-to-talk button (110), either physical or virtual. It sends the digitized voice, in data mode, to a base station (308). The base station places the data, through the Internet, or an Intranet or Extranet, on a server (312). Other wireless phones (304-306) recover the data from the server through the same (308) or different (310) base station, through the Internet, Intranet, or Extranet, and convert the data back to digitized voice. The base stations transmit the digitized voice to other wireless telephones (306), which convert them back to voice in response to the recognition of voice frames on the data channel by the CODEC manager software. Networked computers (314) may be configured to emulate a combined base station and wireless telephone. The server can dynamically designate any wireless telephone (or landline emulation) as the broadcaster, and can dynamically configure any set of telephones/emulations as the receivers of the broadcast.



WIRELESS PUSH-TO-TALK INTERNET BROADCAST

BACKGROUND OF INVENTION

5

Technical Field

This invention relates to wireless communications, and has particular relation to broadcasting voice to or from a wireless telephone over the Internet, or an Intranet or Extranet.

10

Background Art

The conventional push-to-talk (PTT) communications system has several transceivers, all tuned to the same channel, namely, the same frequency. Any user who wishes to speak pushes a button on his microphone, causing the transceiver to transmit. Releasing the button causes the transceiver to receive. Any number of users may share the same frequency, provided that there is some way to determine which user is next allowed to transmit.

15

Trunked radio is a step up from this technology. Instead of sharing a common physical channel, the users share a common logical channel. A user who wishes to start a conversation broadcasts a signal requesting such a start. A controller receives this signal. The controller broadcasts back a signal which allocates a physical channel -- a signal which every other user can receive as well. All users then re-tune to the allocated frequency, and the conversation continues as before. Whenever there is a pause in the conversation, the controller can broadcast a new physical channel allocation. Such re-allocation may be required by traffic patterns, signal quality, and the like.

20

25

"Trunked" radio gets its name from telephone trunk lines between distant cities. A telephone user in one city may regularly place a call, every day, to another user in the other city. When he does, he places it on a local loop to his local telephone company office, which places it on a trunk to the telephone company office in the other city, which places it on a local loop to the second user. There is no expectation that the same inter-city trunk will be assigned every day. Indeed, the telephone company may change the trunk in

30
35

the middle of the call (presumably during a pause), without changing either of the local loops.

Trunked radio works as well (or as poorly) in a conference call (more than two users) as it does in a regular call (two users). The controller can do more than just allocate the physical channel. It can also arbitrate which user is next allowed to broadcast. It can alert a pre-selected group of users that a broadcast is being made to them. What it can't do, however, is dynamically change the composition of the group, or give the group geographic coverage driven by the availability of the Internet, or an Intranet or Extranet.

10

BRIEF DISCLOSURE OF THE INVENTION

Applicants have overcome this limitation by combining wireless telephone service with the Internet, or an Intranet or Extranet. A wireless telephone digitizes the voice of the user in response to the depression of a push-to-talk button, either physical or virtual. It sends the digitized voice, in data mode, to a base station. The base station places the data, through the Internet, or an Intranet or Extranet, on a server. Other wireless telephones recover the data from the server through the Internet, or an Intranet or Extranet, and convert the data back to digitized voice. Networked computers may also be configured to emulate a combined base station and wireless telephone. The server can dynamically designate any wireless telephone (or landline emulation) as the broadcaster, and can dynamically configure any set of telephones/emulations as the receivers of the broadcast.

25

74769-391

2a

In accordance with one aspect of the present invention, there is provided an Internet, Intranet, or Extranet server, wherein: (a) the Internet, Intranet, or Extranet server includes means for storing a plurality of Internet, or Intranet, or Extranet addresses; and (b) the Internet, Intranet, or Extranet server is characterized in that it includes: (1) means for receiving an indication that a push-to-talk (PTT) button has been depressed at a wireless telephone at each address; (2) means for determining whether more than one wireless telephone has a depressed PTT button indication; (3) means, responsive to more than one wireless telephone having a depressed PTT button indication, for arbitrating which wireless telephone is allowed to place a streaming voice data message on the Internet, Intranet, or Extranet server; (4) means for placing a streaming voice data message on the Internet, Intranet, or Extranet server from the arbitrated wireless telephone or from a sole wireless telephone; (5) means for sending the placed voice data message to the wireless telephones at the other addresses; and (6) means for dynamically grouping wireless telephones and networked computers into conferences.

In accordance with a second aspect of the present invention, there is provided a system, wherein: (a) the system includes a first wireless telephone, a second wireless telephone or networked computer, a first base station, a second base station, and an Internet, Intranet, or Extranet server; (b) each wireless telephone includes: (1) a speaker; and (2) a microphone; (c) the first wireless telephone is in wireless communication with the first base station; (d) the first base station is in communication, through the Internet, or an Intranet or Extranet, with the Internet, Intranet, or Extranet server; (e) the second wireless telephone is in wireless communication with the

74769-391

2b

second base station; (f) the second base station or networked computer is in communication, through the Internet, or an Intranet or Extranet, with the Internet, Intranet, or Extranet server; (g) the Internet, Intranet, or Extranet server includes means for storing a plurality of Internet, or Intranet or Extranet, addresses; (h) each wireless telephone is characterized in that it includes: (1) a micro-browser or micro-client software having an Internet, Intranet, or Extranet address; (2) a voice CODEC manager software communicating with the micro-browser or micro-client software; (3) a real or virtual push-to-talk (PTT) button; (4) means for sending: (A) an outgoing streaming voice data message from the microphone through the voice CODEC manager software; and (B) an indication that the PTT button has been depressed; in response to a depression of the PTT button; and (5) means for sending an incoming streaming voice data message through the voice CODEC manager software to the speaker, in response to a release of the PTT button; and (i) the Internet, Intranet, or Extranet server is characterized in that it includes: (1) means for receiving an indication that a push-to-talk (PTT) button has been depressed at a wireless telephone at each address; (2) means for determining whether more than one wireless telephone has a depressed PTT button indication; (3) means, responsive to more than one wireless telephone having a depressed PTT button indication, for arbitrating which wireless telephone is allowed to place a streaming voice data message on the Internet, Intranet, or Extranet server; (4) means for placing a streaming voice data message on the Internet, Intranet, or Extranet server from the arbitrated wireless telephone or from a sole wireless telephone; (5) means for sending the placed voice data message to the wireless telephones at the other addresses; and (6) means

74769-391

2c

for dynamically grouping wireless telephones and networked computers into conferences.

In accordance with a third aspect of the present invention, there is provided a method for operating an Internet, Intranet, or Extranet server, wherein: (a) the method includes storing a plurality of Internet, Intranet, or Extranet addresses; and (b) the method is characterized in that it further includes: (1) receiving an indication that a push-to-talk (PTT) button has been depressed at a wireless telephone at each address; (2) determining whether more than one wireless telephone has a depressed PTT button indication; (3) if more than one wireless telephone has a depressed PTT button indication, arbitrating which wireless telephone is allowed to place a streaming voice data message on the Internet, Intranet, or Extranet server; (4) placing a streaming voice data message on the Internet, Intranet, or Extranet server from the arbitrated wireless telephone or from a sole wireless telephone; (5) sending the placed streaming voice data message to the wireless telephones at the other addresses; and (6) dynamically grouping wireless telephones and networked computers into conferences.

In accordance with a fourth aspect of the present invention, there is provided a method for operating a system, wherein: (a) the system includes a first wireless telephone, a second wireless telephone, a first base station, a second base station, and an Internet, Intranet, or Extranet server; (b) each wireless telephone includes: (1) a speaker; and (2) a microphone; (c) the first wireless telephone is in wireless communication with the first base station; (d) the first base station is in communication, through the Internet, Intranet or Extranet, with the Internet, Intranet, or Extranet server; (e) the second wireless telephone is in wireless communication with the

74769-391

2d

second base station; (f) the second base station is in communication, through the Internet, Intranet or Extranet, with the Internet, Intranet, or Extranet server; (g) the Internet, Intranet, or Extranet server includes means for storing a plurality of Internet, or Intranet or Extranet, addresses; (h) each wireless telephone is characterized in that it includes: (1) a micro-browser or micro-client software having an Internet, Intranet, or Extranet address; (2) a voice CODEC manager software communicating with the micro-browser or micro-client software; and (3) a real or virtual push-to-talk (PTT) button; and (i) the method is characterized in that it includes: (1) depressing the PTT button on the first wireless telephone; (2) the first wireless telephone sending: (A) an outgoing streaming voice data message from the microphone through the voice CODEC manager software; and (B) an indication that the PTT button has been depressed; in response to a depression of the PTT button, to the first base station; (3) the first base station sending an indication to the Internet, Intranet, or Extranet server that the PTT button has been depressed at the first wireless telephone; (4) the Internet, Intranet, or Extranet server arbitrating, if more than one wireless telephone has a depressed PTT button indication, which wireless telephone is allowed to place a streaming voice data message on the Internet, Intranet, or Extranet server; (5) placing the streaming voice data message on the Internet, Intranet, or Extranet server from the arbitrated wireless telephone or from a sole wireless telephone; (6) the Internet, Intranet, or Extranet server sending the placed streaming voice data message to the second wireless telephone through the second base station; (7) the second wireless telephone sending the placed streaming voice data message through the voice CODEC manager software, in response to a release of the PTT button, to the speaker; and

74769-391

2e

(8) the Internet, Intranet, or Extranet server sending the placed streaming voice data message to the wireless telephones at the other addresses, if any.

BRIEF DESCRIPTION OF THE DRAWINGS

FIG. 1 is a block diagram of a wireless telephone (100) according to the present invention.

5 FIG. 2 is a block diagram of an Internet, Intranet, or Extranet server (200) according to the present invention.

FIG. 3 is a block diagram of a system (300) according to the present invention.

10 FIG. 4 is a flowchart of a method (400) for operating the wireless telephone of FIG. 1.

FIG. 5 is a flowchart of a method (500) for operating the Internet, Intranet, or Extranet server of FIG. 2.

FIG. 6 is a flowchart of a method (600) for operating the system of FIG. 3.

15 FIG. 7 is a flowchart of a method (700) for configuring the system of FIG. 3.

FIG. 8 is a flowchart of a store-and-forward method (800) using the system of FIG. 3.

DETAILED DESCRIPTION OF THE PREFERRED EMBODIMENT

20

FIG. 1 is a block diagram of a wireless telephone (100) according to the present invention. The wireless telephone includes a speaker (102), a microphone (104), a micro-browser or micro-client software (106) having an Internet, Intranet, or Extranet address, a voice CODEC manager software (108) to the micro-browser or micro-client software, and a real or virtual push-to-talk (PTT) button (110). It also includes means (112) for sending an outgoing streaming voice data message (SVDM) from the microphone through the voice CODEC manager software, and an indication that the PTT button has been depressed, in response to a depression of the PTT button. It further includes means (114) for sending an incoming streaming voice data message through the voice CODEC manager software to the speaker, in response to a release of the PTT button.

35 FIG. 2 is a block diagram of an Internet, Intranet, or Extranet server (200) according to the present invention. The Internet, Intranet, or Extranet server includes means for storing (202) a plurality of Internet, Intranet, or Extranet

addresses. This storage means can accept address additions and deletions both during a call and when no call is taking place. It thus provides the ability to dynamically group wireless telephones into conferences. Networked computers (314; see FIG. 3) may substitute for some wireless telephones.

5 The server (200) also includes means for receiving (204) an indication that a push-to-talk (PTT) button has been depressed at a wireless telephone at each Internet, Intranet, or Extranet address. It also includes means for determining (206) whether more than one wireless telephone has a depressed PTT button indication, and means, responsive to more than one wireless
10 telephone having a depressed PTT button indication, for arbitrating (208) which wireless telephone is allowed to place a streaming voice data message on the server. Once the arbitrated wireless telephone (or the sole wireless telephone, if only one has a depressed PTT button) has been selected, the server includes means for placing (210) a streaming voice data message on the server from the
15 arbitrated wireless telephone or from the sole wireless telephone. It also includes means for sending (212) the placed data to the wireless telephones at the other Internet, Intranet, or Extranet addresses. FIG. 2 shows these components as connected by a bus (214) connected to an interface (216), but any convenient architecture may be used.

20 FIG. 3 is a block diagram of a system (300) according to the present invention. The system includes a first wireless telephone (302), a second wireless telephone (304 or 306), a first base station (308), a second base station (310), and an Internet, Intranet, or Extranet server (312). Each wireless telephone is as described in FIG. 1. The first wireless telephone is in wireless
25 communication with a first base station, and the first base station is in communication, through the Internet, or an Intranet or Extranet, with the Internet, Intranet, or Extranet server. A direct connection is shown for simplicity. In practice, several routers (and perhaps other devices) would be included in the connection. The second wireless telephone is in wireless
30 communication with a second base station, and the second base station is also in communication, through the Internet, or an Intranet or Extranet, with the Internet, Intranet, or Extranet server. The Internet, Intranet, or Extranet server is as described in FIG. 2. The first base station may be the same as the second base station (the second wireless telephone is Phone #2 (304)), or different from
35 the second base station (the second wireless telephone is Phone #3 (306)).

The Internet, Intranet, or Extranet server may be configured to add or remove the Internet, Intranet, or Extranet address of a wireless telephone on request from that wireless telephone, from a device other than that wireless telephone, or both. The Internet, Intranet, or Extranet server may be configured, on request from a wireless telephone, to store one or more streaming voice data messages and to forward them to the wireless telephone on subsequent request. The system may further include at least one additional device, which is not a wireless telephone, but which has been constructed, and has been connected to the Internet, Intranet, or Extranet server, so as to emulate a wireless telephone. This device is preferably a computer (314), with microphone and speaker, loaded with appropriate software. In this case, the store-and-forward mechanism may be as simple as displaying an icon or avatar on the screen, representing the user of a particular telephone or computer. Clicking on this icon forwards all messages from that remote user, or allows particular messages to be selected. Careful use of this feature allows the user to select particular remote users who are deemed to be especially important, and to filter out especially unimportant remote users.

FIG. 4 is a flowchart of a method (400) for operating the wireless telephone of FIG. 1. The method includes depressing (402) the PTT button and sending (404) an outgoing streaming voice data message from the microphone through the voice CODEC manager software (and an indication that the PTT button has been depressed) in response to a depression of the PTT button. It further includes releasing (406) the PTT button and sending (408) an incoming streaming voice data message through the voice CODEC manager software to the speaker, in response to a release of the PTT button.

FIG. 5 is a flowchart of a method (500) for operating the Internet, Intranet, or Extranet server of FIG. 2. The method includes storing (502) a plurality of Internet, Intranet, or Extranet addresses, receiving (504) an indication that a push-to-talk (PTT) button has been depressed at a wireless telephone at each Internet, Intranet, or Extranet address, and determining (506) whether more than one wireless telephone has a depressed PTT button indication. If more than one wireless telephone has a depressed PTT button indication, the method further includes arbitrating (508) which wireless telephone is allowed to place a streaming voice data message on the server, and placing (510) a streaming voice data message on the server from the arbitrated

wireless telephone. If only one had a depressed PTT button, then it includes placing the message from that sole wireless telephone. It finally includes sending (512) the placed streaming voice data message to the wireless telephones at the other Internet, Intranet, or Extranet addresses.

5 FIG. 6 is a flowchart of a method (600) for operating the system of FIG. 3. The PTT button on the first wireless telephone is depressed (602). The first wireless telephone sends (604) an outgoing streaming voice data message from the microphone through the voice CODEC manager software (and an indication that the PTT button has been depressed) in response to a depression
10 of the PTT button, to the first base station. The first base station sends (606) an indication to the Internet, Intranet, or Extranet server that the PTT button has been depressed at the first wireless telephone. The Internet, Intranet, or Extranet server arbitrates (608), if more than one wireless telephone has a depressed PTT button indication, which wireless telephone is allowed to place a
15 streaming voice data message on the server. The streaming voice data message is placed (610) on the server from the arbitrated wireless telephone or from a sole wireless telephone. The server sends (612) the placed streaming voice data message to the second wireless telephone through the second base station. The second wireless telephone sends the placed streaming voice data message
20 through the voice CODEC manager software, in response to a release of the PTT button (614), to the speaker. The server sends (616) the placed streaming voice data message to the wireless telephones at the other Internet, Intranet, or Extranet addresses, if any.

As before, the first base station may be the same as the second base
25 station, or different from the second base station.

FIG. 7 is a flowchart of a method (700) for configuring the system of FIG. 3. The Internet, Intranet, or Extranet server may be configured to add (702) or remove (704) the Internet, Intranet, or Extranet address of a wireless telephone on request (706 or 708) from that wireless telephone, from a device other than
30 that wireless telephone, or both.

FIG. 8 is a flowchart of a store-and-forward method (800) using the system of FIG. 3. The method may include, on request (802) from a wireless telephone, storing (804) one or more streaming voice data messages and forwarding (806) them to the wireless telephone on subsequent request (808).

Industrial Application

Our invention is capable of exploitation in industry, and can be made and used, whenever is it desired to broadcast to or from a wireless telephone
5 via the Internet, or an Intranet or Extranet. The individual components of the apparatus and method shown herein, taken separate and apart from one another, may be entirely conventional, it being their combination which we claim as our invention.

10 While we have described various modes of apparatus and method, the true spirit and scope of my invention are not limited thereto, but are limited only by the following claims and their equivalents, and we claim such as our invention.

What is claimed is:

74769-391

8

CLAIMS:

1. An Internet, Intranet, or Extranet server,
wherein:

(a) the Internet, Intranet, or Extranet server includes
5 means for storing a plurality of Internet, or Intranet, or
Extranet addresses; and

(b) the Internet, Intranet, or Extranet server is
characterized in that it includes:

(1) means for receiving an indication that a push-
10 to-talk (PTT) button has been depressed at a wireless
telephone at each address;

(2) means for determining whether more than one
wireless telephone has a depressed PTT button indication;

(3) means, responsive to more than one wireless
15 telephone having a depressed PTT button indication, for
arbitrating which wireless telephone is allowed to place a
streaming voice data message on the Internet, Intranet, or
Extranet server;

(4) means for placing a streaming voice data
20 message on the Internet, Intranet, or Extranet server from
the arbitrated wireless telephone or from a sole wireless
telephone;

(5) means for sending the placed voice data
message to the wireless telephones at the other addresses;
25 and

(6) means for dynamically grouping wireless
telephones and networked computers into conferences.

2. A system, wherein:

74769-391

9

(a) the system includes a first wireless telephone, a second wireless telephone or networked computer, a first base station, a second base station, and an Internet, Intranet, or Extranet server;

5 (b) each wireless telephone includes:

(1) a speaker; and

(2) a microphone;

(c) the first wireless telephone is in wireless communication with the first base station;

10 (d) the first base station is in communication, through the Internet, or an Intranet or Extranet, with the Internet, Intranet, or Extranet server;

(e) the second wireless telephone is in wireless communication with the second base station;

15 (f) the second base station or networked computer is in communication, through the Internet, or an Intranet or Extranet, with the Internet, Intranet, or Extranet server;

(g) the Internet, Intranet, or Extranet server includes means for storing a plurality of Internet, or Intranet or
20 Extranet, addresses;

(h) each wireless telephone is characterized in that it includes:

(1) a micro-browser or micro-client software having an Internet, Intranet, or Extranet address;

25 (2) a voice CODEC manager software communicating with the micro-browser or micro-client software;

(3) a real or virtual push-to-talk (PTT) button;

74769-391

10

(4) means for sending:

(A) an outgoing streaming voice data message from the microphone through the voice CODEC manager software; and

(B) an indication that the PTT button has been
5 depressed; in response to a depression of the PTT button;
and

(5) means for sending an incoming streaming voice data message through the voice CODEC manager software to the speaker, in response to a release of the PTT button; and

10 (i) the Internet, Intranet, or Extranet server is characterized in that it includes:

(1) means for receiving an indication that a push-to-talk (PTT) button has been depressed at a wireless telephone at each address;

15 (2) means for determining whether more than one wireless telephone has a depressed PTT button indication;

(3) means, responsive to more than one wireless telephone having a depressed PTT button indication, for arbitrating which wireless telephone is allowed to place a
20 streaming voice data message on the Internet, Intranet, or Extranet server;

(4) means for placing a streaming voice data message on the Internet, Intranet, or Extranet server from the arbitrated wireless telephone or from a sole wireless
25 telephone;

(5) means for sending the placed voice data message to the wireless telephones at the other addresses;
and

74769-391

11

(6) means for dynamically grouping wireless telephones and networked computers into conferences.

3. The system of claim 2, further characterized in that the first base station is the same as the second base
5 station.

4. The system of claim 2, further characterized in that the first base station is different from the second base station.

5. The system of claim 2, further characterized in
10 that the Internet, Intranet, or Extranet server is configured to add or remove the address of a wireless telephone on request from that wireless telephone.

6. The system of claim 2, further characterized in that the Internet, Intranet, or Extranet server is
15 configured to add or remove the address of a wireless telephone on request from a device other than that wireless telephone.

7. The system of claim 2, further characterized in that the Internet, Intranet, or Extranet server is
20 configured, on request from a wireless telephone, to store one or more streaming voice data messages and to forward them to the wireless telephone on subsequent request.

8. The system of claim 2, further characterized in that the system further includes at least one additional
25 device, which has been constructed, and has been connected to the Internet, Intranet, or Extranet server, so as to emulate a wireless telephone.

9. The system of claim 8, further characterized in that the Internet, Intranet, or Extranet server is

74769-391

12

configured to add or remove the address of a wireless telephone or first device on request from a second device.

10. A method for operating an Internet, Intranet, or Extranet server, wherein:

5 (a) the method includes storing a plurality of Internet, Intranet, or Extranet addresses; and

(b) the method is characterized in that it further includes:

(1) receiving an indication that a push-to-talk (PTT) button has been depressed at a wireless telephone at
10 each address;

(2) determining whether more than one wireless telephone has a depressed PTT button indication;

(3) if more than one wireless telephone has a depressed PTT button indication, arbitrating which wireless
15 telephone is allowed to place a streaming voice data message on the Internet, Intranet, or Extranet server;

(4) placing a streaming voice data message on the Internet, Intranet, or Extranet server from the arbitrated wireless telephone or from a sole wireless telephone;

20 (5) sending the placed streaming voice data message to the wireless telephones at the other addresses; and

(6) dynamically grouping wireless telephones and networked computers into conferences.

25 11. A method for operating a system, wherein:

74769-391

13

(a) the system includes a first wireless telephone, a second wireless telephone, a first base station, a second base station, and an Internet, Intranet, or Extranet server;

(b) each wireless telephone includes:

5 (1) a speaker; and

(2) a microphone;

(c) the first wireless telephone is in wireless communication with the first base station;

10 (d) the first base station is in communication, through the Internet, Intranet or Extranet, with the Internet, Intranet, or Extranet server;

(e) the second wireless telephone is in wireless communication with the second base station;

15 (f) the second base station is in communication, through the Internet, Intranet or Extranet, with the Internet, Intranet, or Extranet server;

(g) the Internet, Intranet, or Extranet server includes means for storing a plurality of Internet, or Intranet or Extranet, addresses;

20 (h) each wireless telephone is characterized in that it includes:

(1) a micro-browser or micro-client software having an Internet, Intranet, or Extranet address;

25 (2) a voice CODEC manager software communicating with the micro-browser or micro-client software; and

(3) a real or virtual push-to-talk (PTT) button;
and

74769-391

14

(i) the method is characterized in that it includes:

(1) depressing the PTT button on the first wireless telephone;

(2) the first wireless telephone sending:

5 (A) an outgoing streaming voice data message from the microphone through the voice CODEC manager software; and

(B) an indication that the PTT button has been depressed; in response to a depression of the PTT button, to the first base station;

10 (3) the first base station sending an indication to the Internet, Intranet, or Extranet server that the PTT button has been depressed at the first wireless telephone;

(4) the Internet, Intranet, or Extranet server arbitrating, if more than one wireless telephone has a
15 depressed PTT button indication, which wireless telephone is allowed to place a streaming voice data message on the Internet, Intranet, or Extranet server;

(5) placing the streaming voice data message on the Internet, Intranet, or Extranet server from the
20 arbitrated wireless telephone or from a sole wireless telephone;

(6) the Internet, Intranet, or Extranet server sending the placed streaming voice data message to the second wireless telephone through the second base station;

25 (7) the second wireless telephone sending the placed streaming voice data message through the voice CODEC manager software, in response to a release of the PTT button, to the speaker; and

74769-391

15

(8) the Internet, Intranet, or Extranet server sending the placed streaming voice data message to the wireless telephones at the other addresses, if any.

12. The method of claim 11, further characterized in
5 that the first base station is the same as the second base station.

13. The method of claim 11, further characterized in that the first base station is different from the second base station.

10 14. The method of claim 11, further characterized in that the method further includes adding or removing the address of a wireless telephone on request from that wireless telephone.

15 15. The method of claim 11, further characterized in that the method further includes adding or removing the address of a wireless telephone on request from a device other than that wireless telephone.

16. The method of claim 11, further characterized in that the method further includes, on request from a wireless
20 telephone, the Internet, Intranet, or Extranet server storing one or more streaming voice data messages and forwarding them to the wireless telephone on subsequent request.

17. The method of claim 11, further characterized in
25 that the system further includes at least one additional device, which has been constructed, and has been connected to the Internet, Intranet, or Extranet server, so as to emulate a wireless telephone.

18. The method of claim 17, further characterized in
30 that:

74769-391

16

the Internet, Intranet, or Extranet server is configured to add or remove the address of a wireless telephone or first device on request from a second device; and

5 the method includes, at the second device, clicking on an avatar representing the wireless telephone or first device.

SMART & BIGGAR
OTTAWA, CANADA

PATENT AGENTS

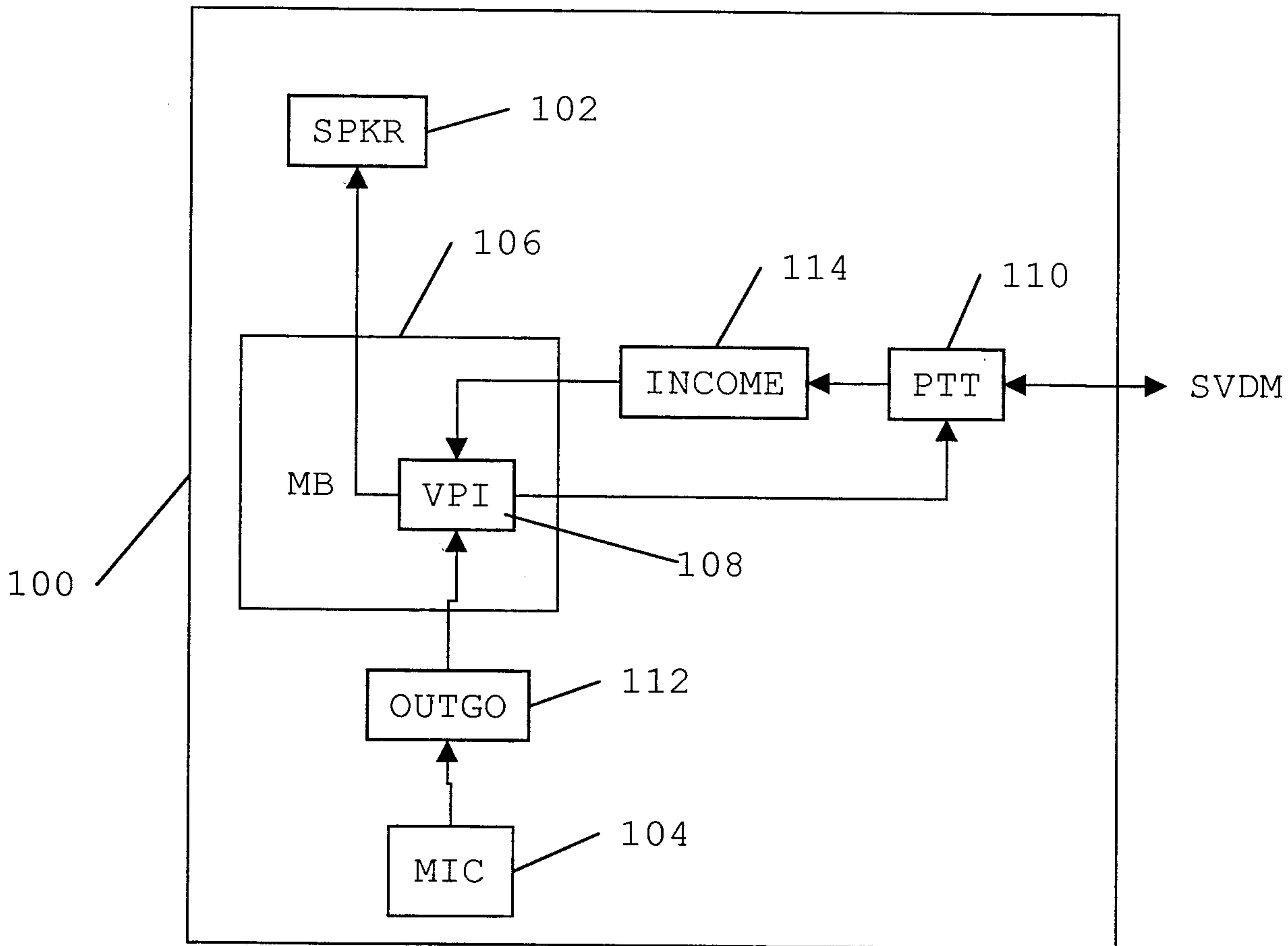


FIG. 1

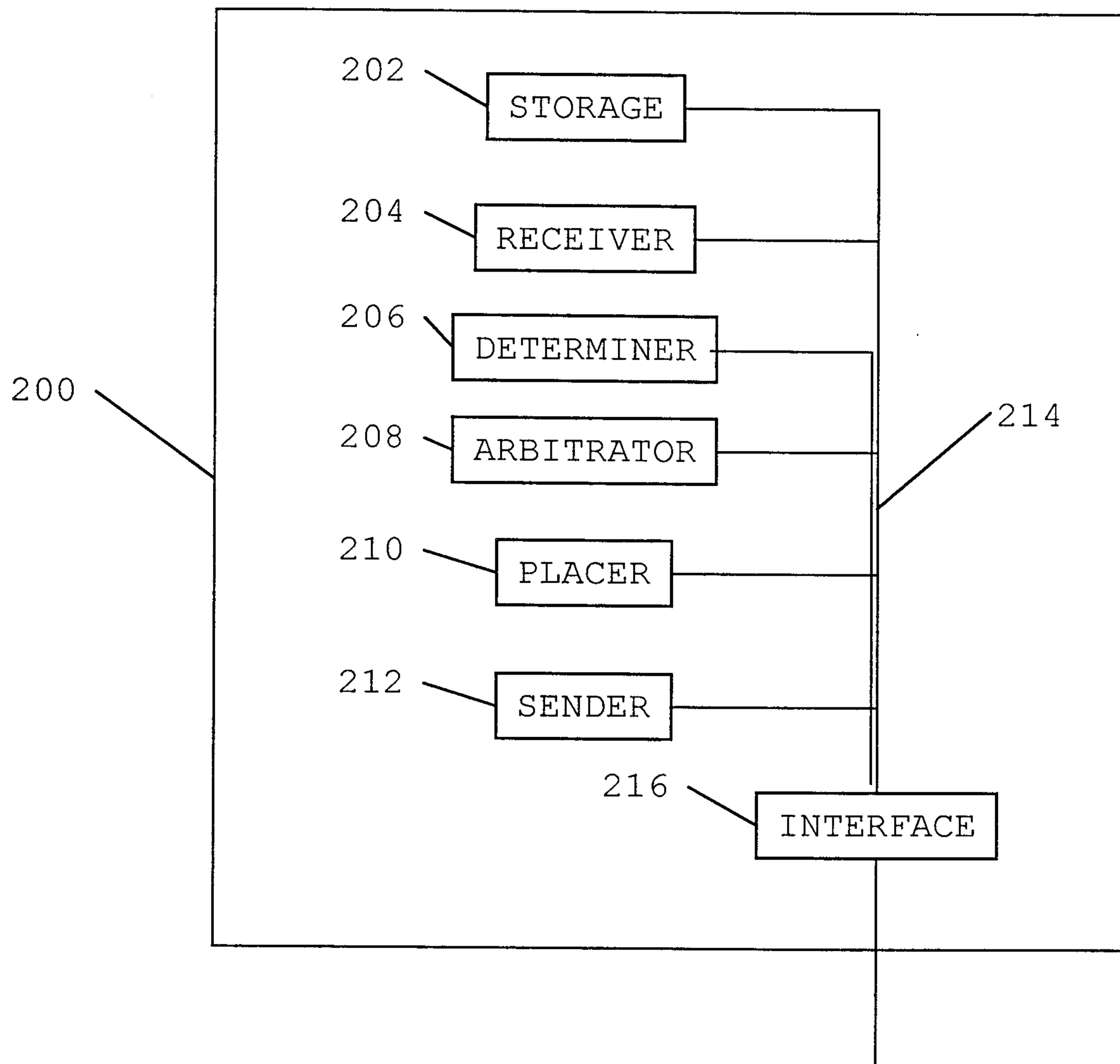


FIG. 2

3/6

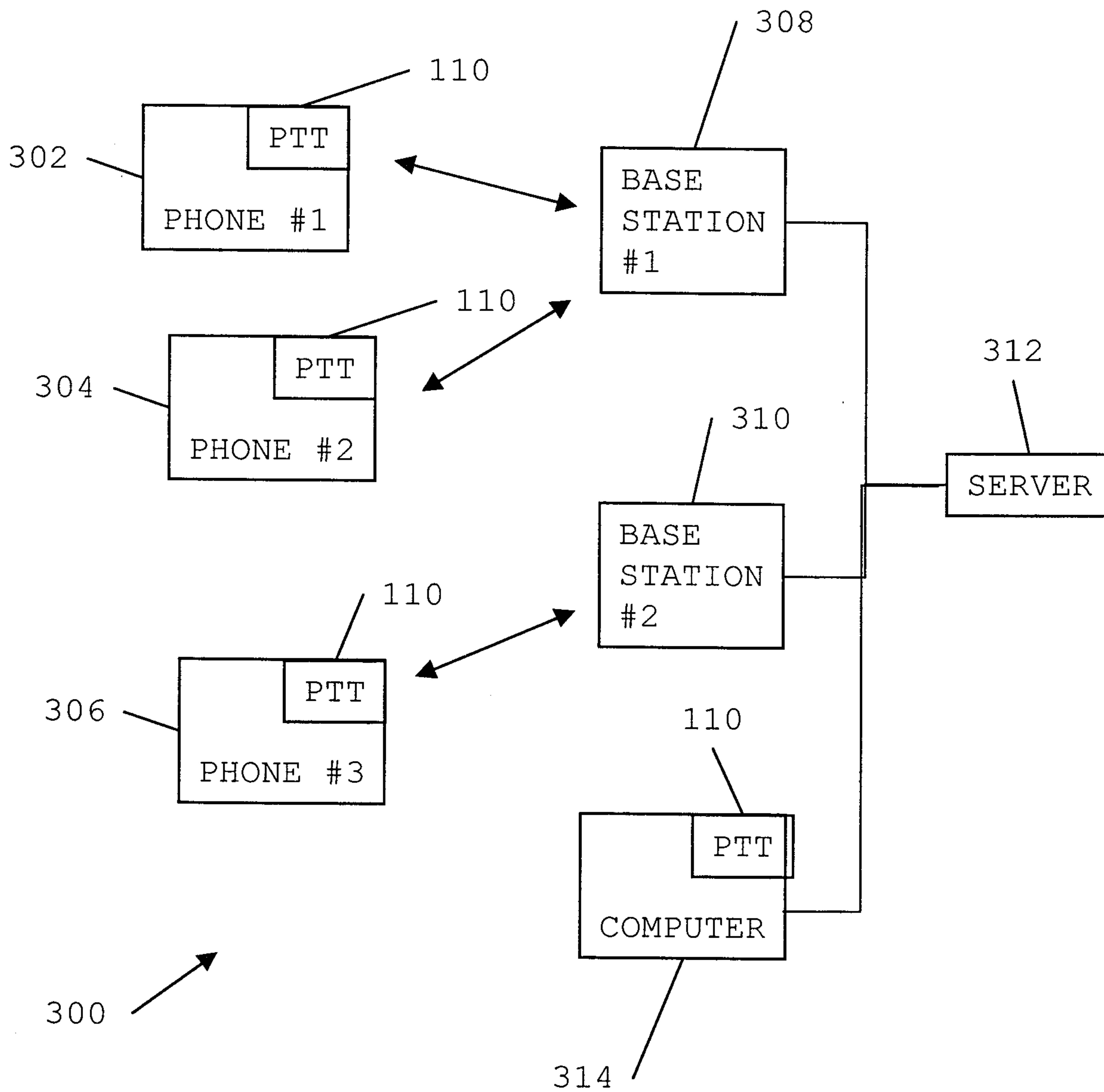


FIG. 3

4/6

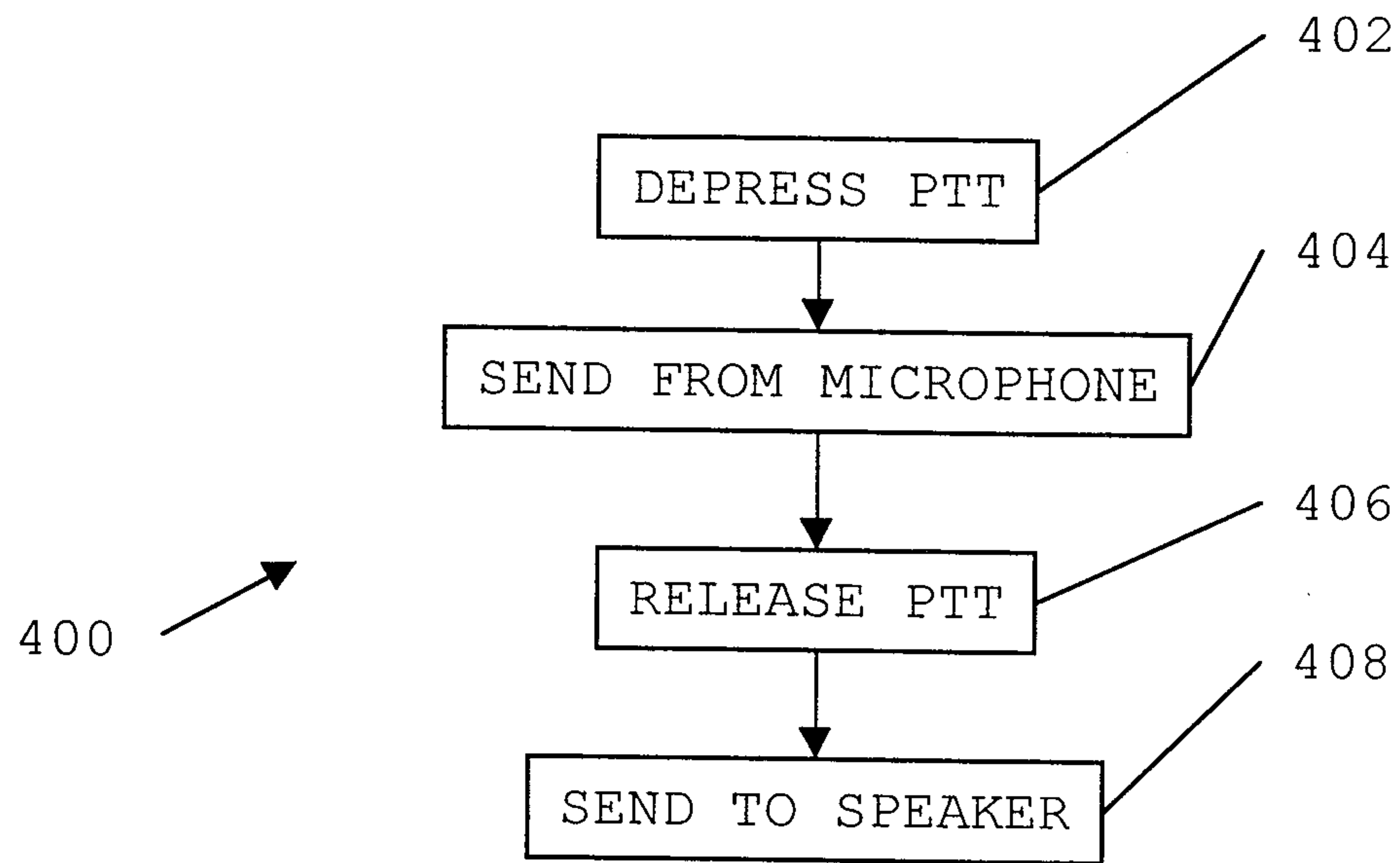


FIG. 4

5/6

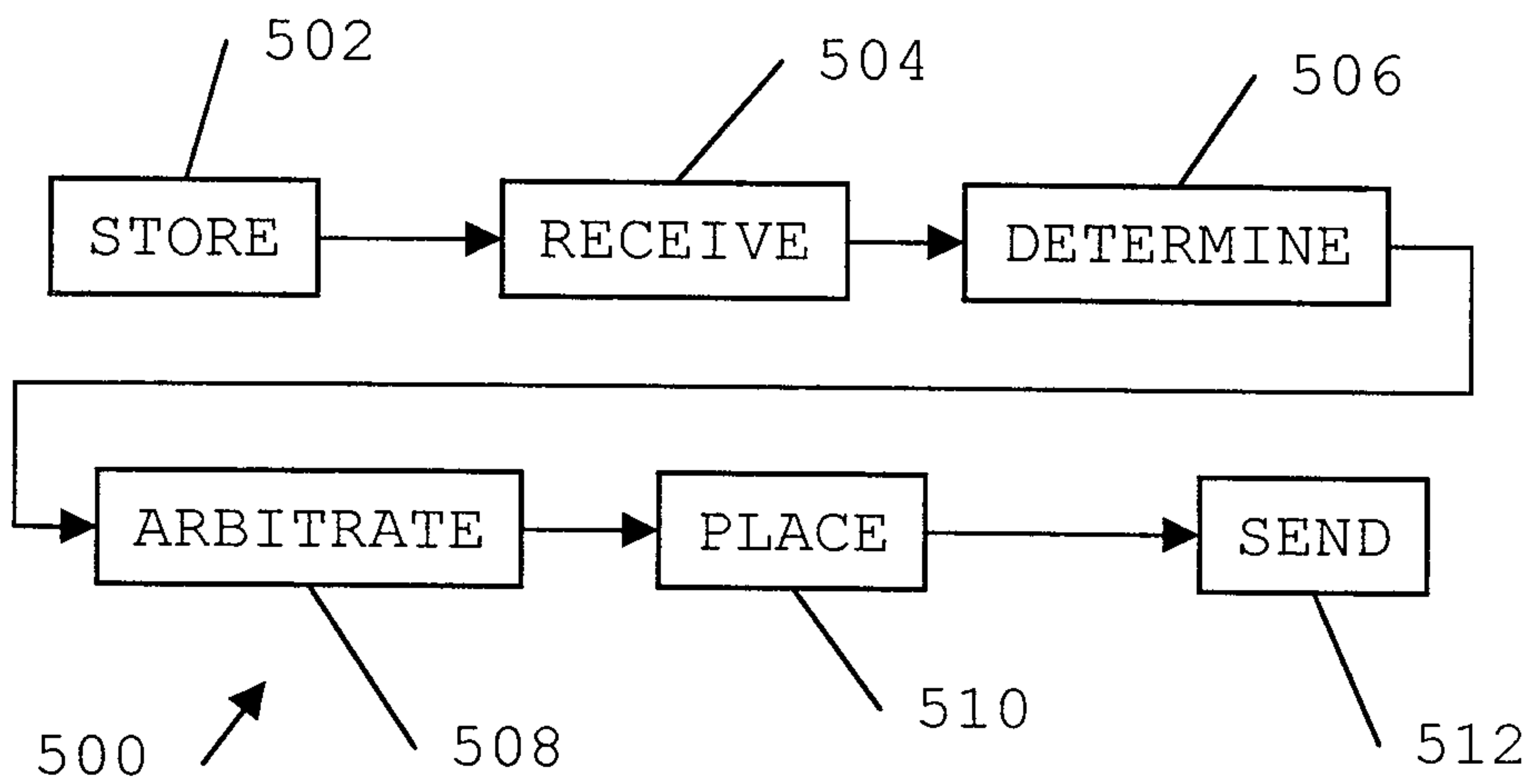


FIG. 5

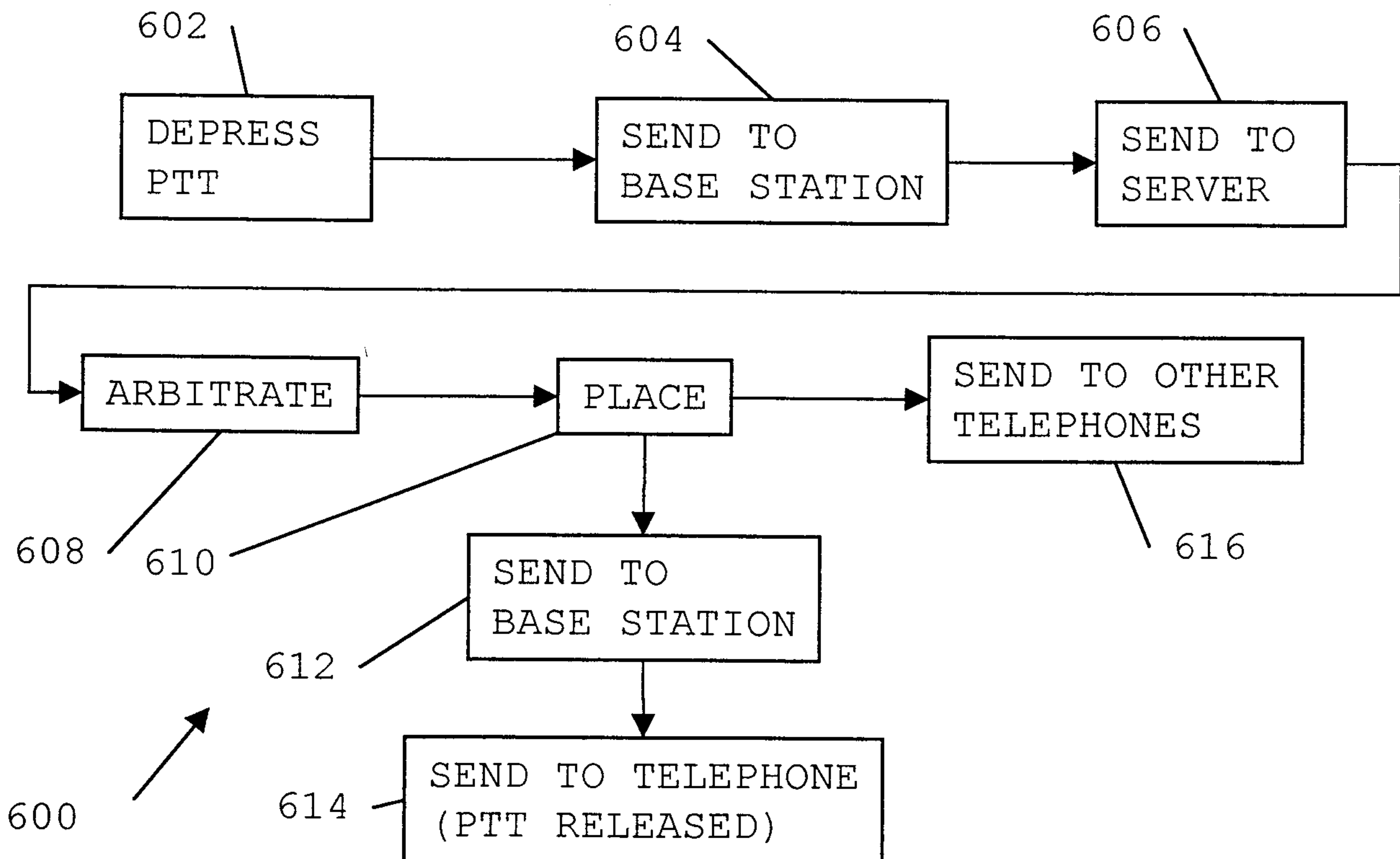


FIG. 6

6/6

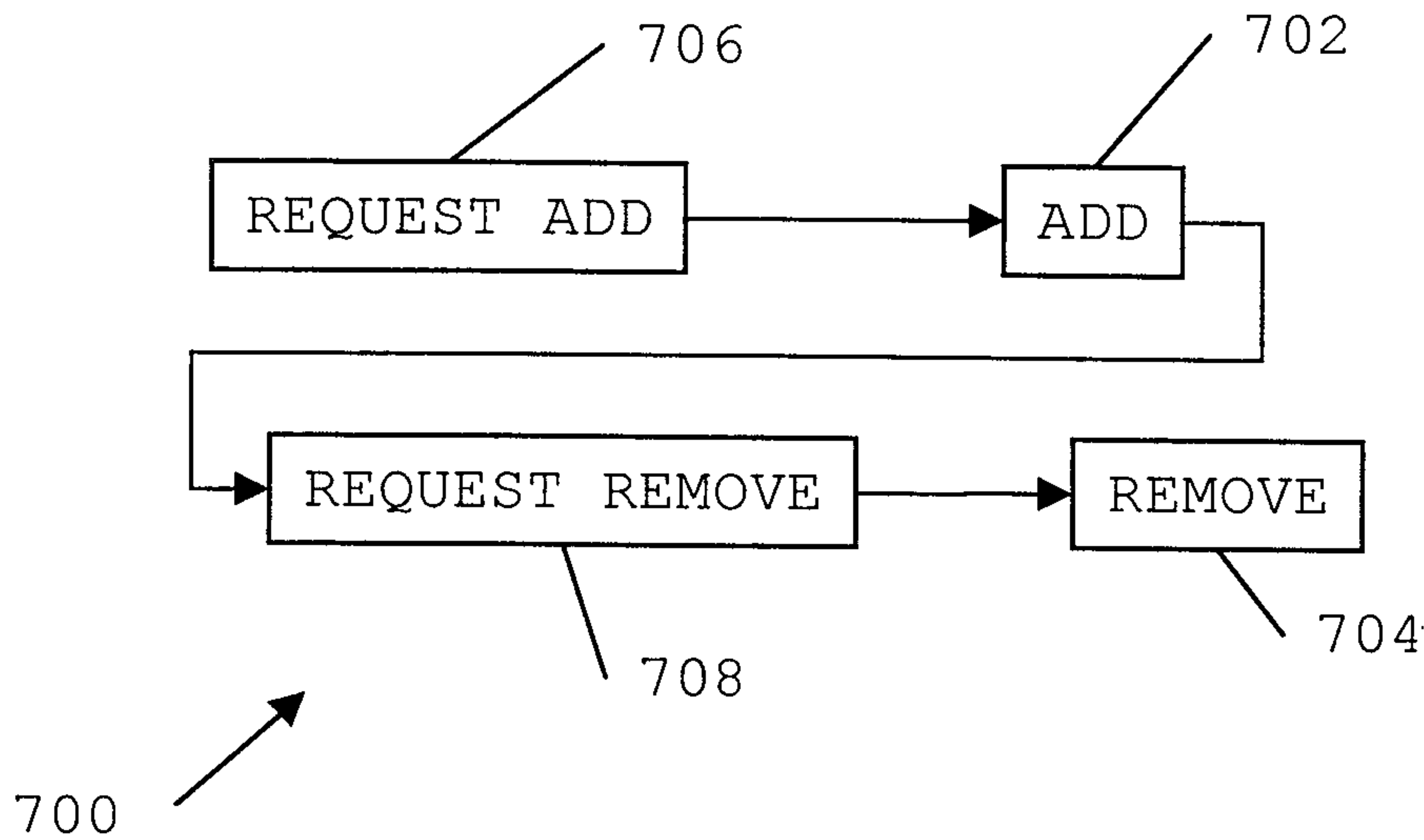


FIG. 7

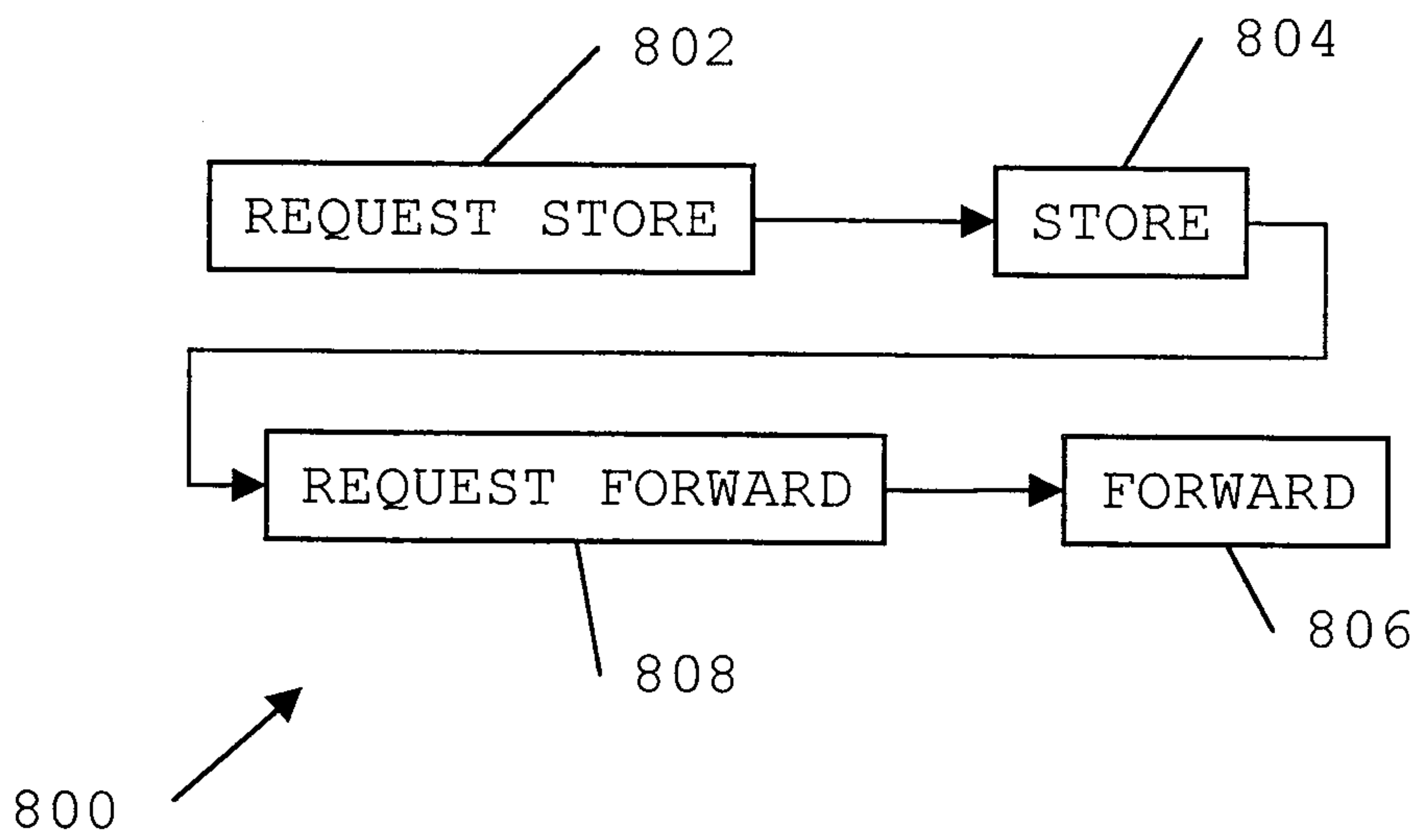


FIG. 8

