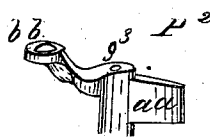
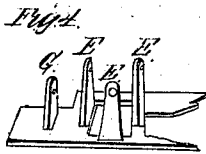
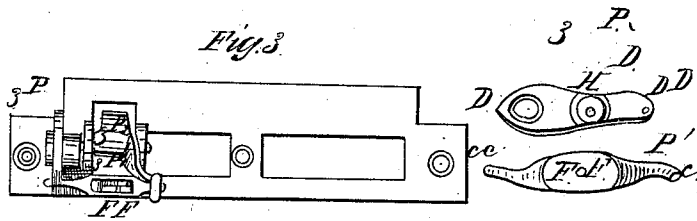
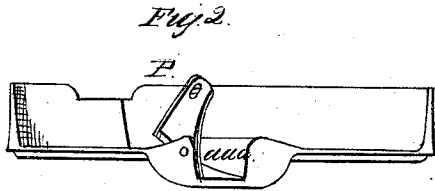
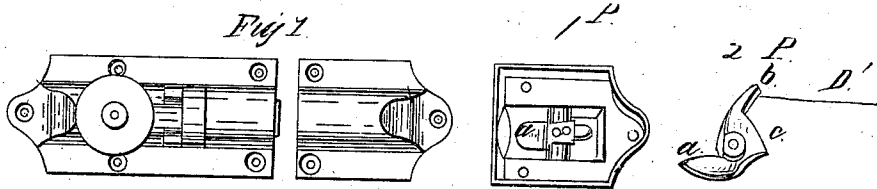


C. E. Pierce.

Alarm Lock.

N<sup>o</sup> 104, 195.

Patented Jun. 14, 1870.



Witnesses:  
James Strickland  
H. W. Figgatt

Inventor:  
Charles E. Pierce

# United States Patent Office.

CHARLES E. PIERCE, OF NEW YORK, N. Y.

Letters Patent No. 104,195, dated June 14, 1870.

## IMPROVEMENT IN ALARM ATTACHMENTS FOR LOCKS AND BOLTS.

The Schedule referred to in these Letters Patent and making part of the same

Know all men by these presents:

That I, CHARLES E. PIERCE, of the city, county and State of New York, have invented certain new and useful Improvements in Nose-Pieces with an Alarm Attachment, and to be used in connection with bolts for doors and windows, also, to be used in connection with all kinds of locks having an extra bolt or lock attached, and as described below; the following is a full, clear, and exact description thereof, reference being had to the annexed drawing making a part of the same, in which—

Figure 1 represents a common bolt, with a lever attached to the nose-piece.

Figure 2 represents a nose-piece with lever attached, and is designed to be used in connection with a door-lock placed upon either side of a door.

Figure 3 represents a nose-piece or plate with one or more levers attached, and is designed to be used more particularly in connection with mortised locks.

To all of said figures, 1, 2, and 3, are attached an alarm-bell, which is more minutely described below.

Figure 1<sup>a</sup>, on fig. 1, represents the under part of the nose-piece with lever 2<sup>a</sup> adjusted to it.

*a* represents that part of the lever which comes in contact with the bolt when shoved into the nose-piece.

*C* represents the plan when the pin passes through the lever and into each side of the nose-piece.

*b* represents the end of lever to which is attached cords or wires *D'* to start the alarm.

Figure 2 represents a side view of a nose-piece with lever attachment, and is used in the same manner as described above, and will be shown in describing fig. 3.

Figures 3<sup>a</sup> 3<sup>b</sup> 3<sup>c</sup> represent three levers which are fastened to standards *E F G*, shown on fig. 4, also shown and connected to each other on fig. 3. Said levers 3<sup>a</sup> 3<sup>b</sup> 3<sup>c</sup> on fig. 3, may be placed on either end of the same if desired.

Figure 3<sup>a</sup> or lever 3<sup>a</sup> is fastened at or near its center *H*, between standards *G* and *E*.

*D*, on lever 3<sup>a</sup>, is a hole, through which passes end *c* of lever 3<sup>b</sup>.

*D'* on lever 3<sup>a</sup> represents a cord or wire, and *D D* the hole in said lever 3<sup>a</sup> where the cord or wire is fastened.

Figure 3<sup>b</sup> or lever 3<sup>b</sup> is fastened to standard *F*, shown on fig. 4.

Figure 3<sup>c</sup> or lever 3<sup>c</sup> is fastened at *I*, between standards *E E* on fig. 4.

*b b* on figure 3<sup>c</sup> represents a hole, through which is inserted end *c* on lever 3<sup>b</sup>.

*a a* represents one end of lever 3<sup>c</sup>, and is that part

which the extra or inside bolt or lock, other than the ordinary lock rests against, when shoved into the nose-piece or plan, indented in said nose-piece to keep the door more securely bolted or locked.

When the different nose-pieces above described, are properly fastened to a door-jamb or frame, and the different locks or bolts intended for each nose-piece are properly placed on a door to fit the nose-piece, and the door locked, and an alarm-bell is fastened to either of the above-described levers, attached to the different nose-pieces by means of cord or wire *D'*, should any person from the outside succeed in unlocking the door, by means of a false key or otherwise, and an attempt be made to force the door open, the inside bolt yet remains locked or in the nose-piece, and resting against ends *aa aaa* on levers 2<sup>a</sup>, 3<sup>b</sup>, and 3<sup>c</sup>, causes cord or wire *D'* to turn and sound an alarm, the said cord or wire *D'* being connected at one end to the lever and the other to the alarm-bell; while, at the same time, the door remains securely locked or bolted.

The levers above described may be attached to any nose-piece, and used in connection with any kind of a bolt or lock of any size.

I am aware that levers have been placed in the keeper before, and so arranged as to be released and the alarm operated by withdrawing the bolt. Also, that levers have been pivoted on the door-casing in contact with the end of the bolt, so that, when an attempt is made to force the door open without withdrawing the bolt, it will operate the lever and through it the alarm.

My improvement consists in so pivoting the lever in and to the keeper, nose-piece, or plate, that when an attempt is made to force open the door without withdrawing the bolt, the end of the latter will come in contact with the lever and operate the alarm, while the bolt is still retained in the keeper.

Having thus described my improved method for alarm attachments to nose-pieces, for different locks or bolts, and the manner in which the same may be used,

What I claim, therefore, is—

The lever, when arranged in a recess on a keeper, nose-piece or plate, so as to be operated by the end of the bolt before the latter is withdrawn, in the manner above described.

CHARLES E. PIERCE.

Witnesses:

JAMES S. GRINNELL,  
H. N. WIGGETT.