



(12) **United States Design Patent**
Sugawara

(10) **Patent No.:** **US D802,218 S**
(45) **Date of Patent:** **** Nov. 7, 2017**

- (54) **CARD HOLDER FOR TEETH CLEANING DEVICES**
- (71) Applicant: **John Sugawara**, North Las Vegas, NV (US)
- (72) Inventor: **John Sugawara**, North Las Vegas, NV (US)
- (**) Term: **15 Years**

5,855,215 A *	1/1999	Clarke	A61C 15/02
				132/321
6,116,420 A	9/2000	Hall et al.		
6,213,132 B1 *	4/2001	Andrews	A61C 15/02
				132/321
D548,886 S	8/2007	Lee		
D571,045 S *	6/2008	Griffin	D28/66
D596,495 S *	7/2009	Dodd	D9/415
D610,747 S *	2/2010	Brownell	D28/65
D643,254 S *	8/2011	Maudsley	D7/636
8,181,786 B1 *	5/2012	Alas	A61C 15/00
				206/570
8,763,796 B2	7/2014	Grossman		
D710,938 S *	8/2014	Reed	D19/10
2005/0155873 A1 *	7/2005	Cohen	A61C 15/00
				206/37

- (21) Appl. No.: **29/548,967**
- (22) Filed: **Dec. 17, 2015**

- (51) **LOC (10) Cl.** **28-03**
- (52) **U.S. Cl.**
- USPC **D28/65**
- (58) **Field of Classification Search**
- USPC D28/65-68; 206/63.5; 132/321-329;
D9/715, 718, 721, 722, 732, 737, 756,
D9/414, 415, 419; D19/9-11; D5/7, 60,
D5/99; D11/6, 11, 119, 141
- CPC A61C 15/00-15/048; A61C 17/005; A61C
3/025; A61C 3/06; A61C 15/046; A61B
17/06114; A46B 15/0069
- See application file for complete search history.

(Continued)

FOREIGN PATENT DOCUMENTS

- WO WO 01/95828 A1 12/2001
- Primary Examiner* — Anhdao Doan
- Assistant Examiner* — Mary Malley
- (74) *Attorney, Agent, or Firm* — Weide & Miller, Ltd.

(57) **CLAIM**

The ornamental design for a card holder for teeth cleaning devices, as shown and described.

(56) **References Cited**

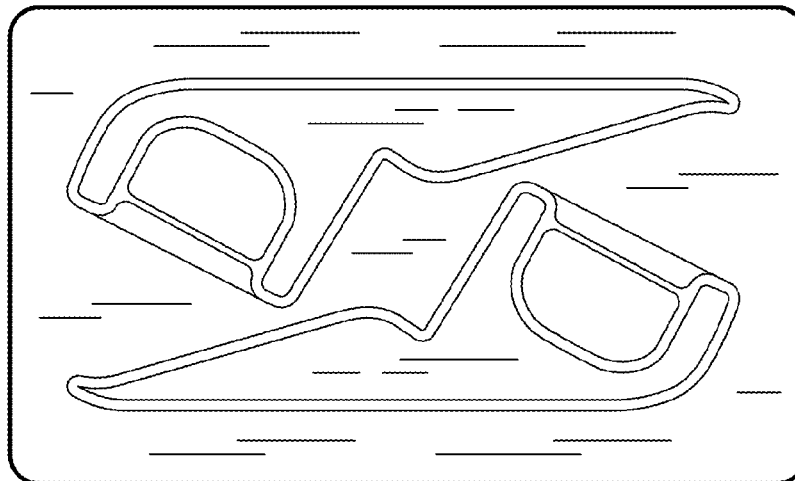
U.S. PATENT DOCUMENTS

D222,402 S *	10/1971	Burnhill	D9/737
4,006,750 A *	2/1977	Chodorow	A61C 15/046
				132/323
4,327,755 A *	5/1982	Endelson	A61C 15/043
				132/324
D275,453 S *	9/1984	Bankier	D9/415
5,076,423 A	12/1991	Russack		
5,240,415 A *	8/1993	Haynie	A61C 5/00
				206/63.5
D368,986 S *	4/1996	Haber	D28/66
5,722,439 A *	3/1998	Endelson	A61C 15/043
				132/321

DESCRIPTION

FIG. 1 is a front view of a card holder for teeth cleaning devices showing the new design;
 FIG. 2 is a rear view thereof;
 FIG. 3 is a top view thereof, the bottom view being a mirror image;
 FIG. 4 is a side view thereof; the opposite side view being a mirror image; and,
 FIG. 5 is a front view thereof with an outer layer removed.
 The broken lines indicate unclaimed portions of the article and form no part of the claimed design.

1 Claim, 2 Drawing Sheets



(56)

References Cited

U.S. PATENT DOCUMENTS

2008/0104786	A1*	5/2008	Hohlbein	A46B 9/005 15/167.1
2008/0127992	A1	6/2008	Pinchuk	
2010/0084423	A1*	4/2010	Zeitman	A61C 15/043 221/267
2010/0086496	A1*	4/2010	Lafferty	A61C 15/02 424/48
2012/0325690	A1*	12/2012	Brodkin	B65D 73/0028 206/63.5
2014/0014543	A1*	1/2014	Hohlbein	A46B 11/0003 206/368

* cited by examiner

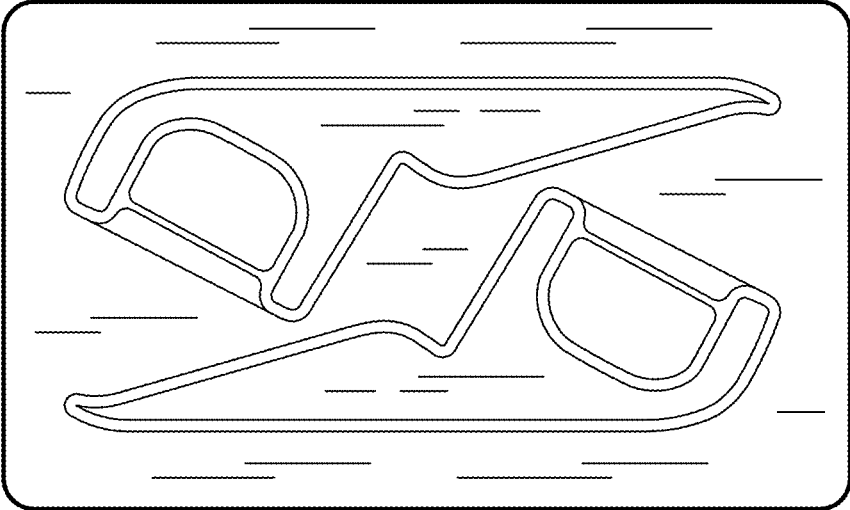


FIG. 1

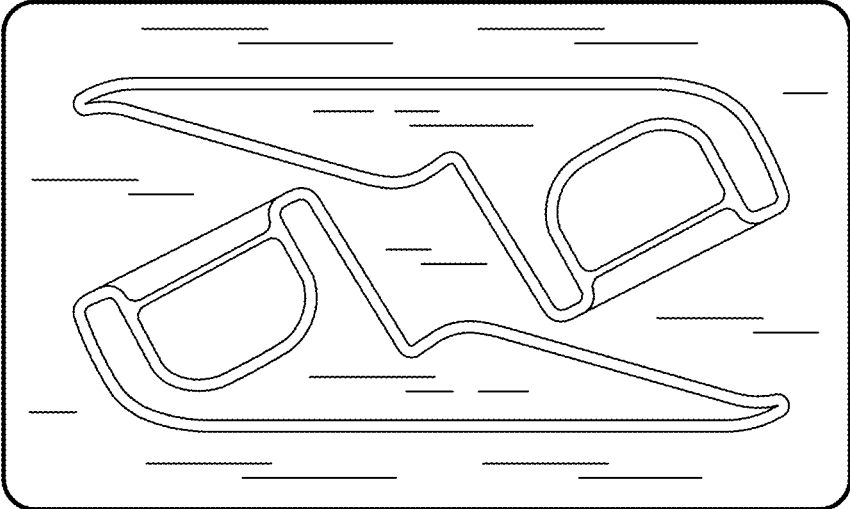


FIG. 2



FIG. 3



FIG. 4

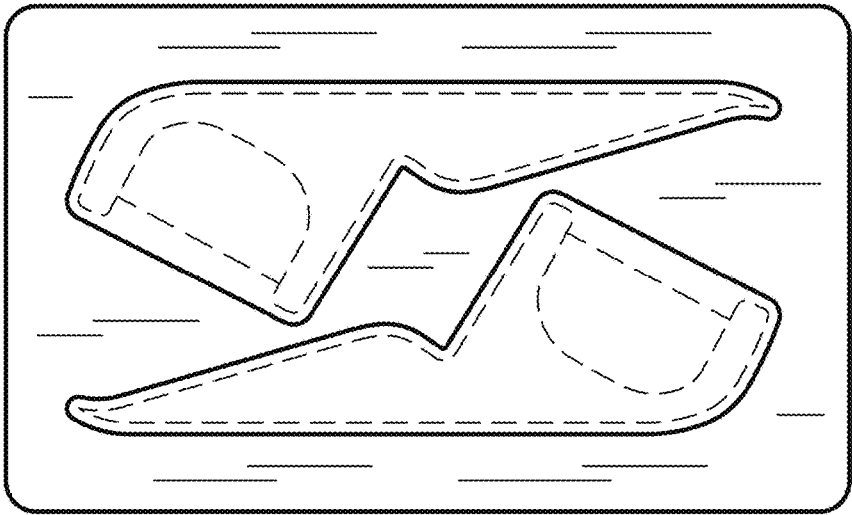


FIG. 5