



US00D862893S

(12) **United States Design Patent**  
**Ebrahimi Afrouzi**

(10) **Patent No.:** **US D862,893 S**  
(45) **Date of Patent:** **\*\* Oct. 15, 2019**

(54) **SIDE BRUSH**  
(71) Applicant: **Ali Ebrahimi Afrouzi**, San Jose, CA (US)  
(72) Inventor: **Ali Ebrahimi Afrouzi**, San Jose, CA (US)  
(73) Assignee: **AI Incorporated**, Toronto (CA)  
(\*\*) Term: **15 Years**  
(21) Appl. No.: **29/656,333**  
(22) Filed: **Jul. 11, 2018**  
(51) **LOC (12) Cl.** ..... **04-01**  
(52) **U.S. Cl.**  
USPC ..... **D4/120; D4/102**  
(58) **Field of Classification Search**  
USPC ..... D4/100, 102, 109, 110, 118, 119, 120, D4/132, 135, 137, 138; D23/377; D32/25, 26, 31, 32; D21/304, 385, 386  
CPC ..... A46B 5/00; A46B 13/02; A46B 13/028; A46B 13/001; A46B 13/003; A46B 13/008; A46B 2200/30; A46B 2200/3026; A46B 2200/3066; A46B 2200/405; A46B 9/00; A46B 9/12; A46B 9/028; A46B 7/08; A46B 7/10; A47L 11/00; A47L 11/02; A47L 11/04; A47L 11/32; A47L 2210/00  
See application file for complete search history.

6,001,448 A \* 12/1999 Zigerlig ..... A46B 13/001 428/67  
9,770,150 B2 \* 9/2017 Penner ..... A47L 9/04  
D832,585 S \* 11/2018 Ebrahimi Afrouzi ..... D4/102  
D836,915 S \* 1/2019 Ebrahimi Afrouzi ..... D4/102  
D836,916 S \* 1/2019 Ebrahimi Afrouzi ..... D4/102  
D836,917 S \* 1/2019 Afrouzi ..... D4/102  
D838,109 S \* 1/2019 Fathi Djalali ..... D4/102  
D838,992 S \* 1/2019 Ebrahimi Afrouzi ..... D4/102  
D838,993 S \* 1/2019 Fathi Djalali ..... D4/102  
10,213,888 B2 \* 2/2019 Matsumoto ..... B23Q 11/0075  
2003/0028982 A1 \* 2/2003 Kress ..... A46B 9/02 15/52.1  
2014/0109935 A1 \* 4/2014 Jang ..... A47L 11/4011 134/18  
2014/0130290 A1 \* 5/2014 Jang ..... A47L 9/108 15/319  
2014/0352103 A1 \* 12/2014 Won ..... A47L 5/30 15/347  
2016/0143429 A1 \* 5/2016 Penner ..... A46B 13/02 15/159.1  
2016/0206165 A1 \* 7/2016 Kim ..... A47L 9/0444  
2016/0331200 A1 \* 11/2016 Yang ..... A47L 11/24  
2017/0354303 A1 \* 12/2017 Kastensson ..... A46B 13/008

\* cited by examiner

*Primary Examiner* — Wan Laymon  
*Assistant Examiner* — Clint A Samuel

(57) **CLAIM**

The ornamental design for a side brush, as shown and described.

**DESCRIPTION**

FIG. 1 is a front elevation view of a side brush showing my new design;  
FIG. 2 is a side view thereof;  
FIG. 3 is a top view thereof;  
FIG. 4 is a bottom view thereof;  
FIG. 5 is an overhead perspective view thereof; and,  
FIG. 6 is a bottom perspective view thereof.

**1 Claim, 6 Drawing Sheets**

(56) **References Cited**  
U.S. PATENT DOCUMENTS  
5,045,091 A \* 9/1991 Abrahamson ..... A46B 7/04 15/183  
5,842,250 A \* 12/1998 Zhadanov ..... A46B 7/08 15/230.14  
5,951,113 A \* 9/1999 Lewis, Jr. .... A46D 3/045 15/159.1




FIG. 1




FIG. 2




FIG. 3




FIG. 4




FIG. 5




FIG. 6

