



US00D746563S

(12) **United States Design Patent**
Dombrow

(10) **Patent No.:** **US D746,563 S**

(45) **Date of Patent:** **** Jan. 5, 2016**

(54) **SET OF TRACTION ELEMENTS FOR A SHOE OUTSOLE**

(71) Applicant: **Under Armour, Inc.**, Baltimore, MD (US)

(72) Inventor: **David Dombrow**, Baltimore, MD (US)

(73) Assignee: **Under Armour, Inc.**, Baltimore, MD (US)

(**) Term: **14 Years**

(21) Appl. No.: **29/477,945**

(22) Filed: **Dec. 30, 2013**

(51) **LOC (10) Cl.** **02-04**

(52) **U.S. Cl.**
USPC **D2/957; D2/951; D2/954**

(58) **Field of Classification Search**

USPC D2/902, 906, 908, 916, 918, 925, D2/946-962, 977; 36/3 B, 22 R, 24.5, 25 R, 36/28, 32 R, 34 R, 59 C, 67 A, 103
CPC A43B 13/00; A43B 13/02; A43B 13/023; A43B 13/026; A43B 13/04; A43B 13/08; A43B 13/10; A43B 13/12; A43B 13/14; A43B 13/141; A43B 13/143; A43B 13/16; A43B 13/18; A43B 13/181; A43B 13/187; A43B 13/189; A43B 13/20; A43B 13/22; A43B 13/223; A43B 13/24; A43B 13/28; A43B 13/30; A43B 13/32; A43B 13/34; A43B 13/36

See application file for complete search history.

(56) **References Cited**

U.S. PATENT DOCUMENTS

D80,433 S * 2/1930 Chrisfield D2/955
D197,505 S * 2/1964 Bingham D2/955
D305,383 S * 1/1990 Arai D2/956

D306,652 S * 3/1990 Kiyosawa D2/957
D325,293 S * 4/1992 Kiyosawa et al. D2/949
D329,940 S * 10/1992 Hatfield D2/957
D339,462 S * 9/1993 Kiyosawa et al. D2/959
D341,481 S * 11/1993 Peterson D2/959
D354,845 S * 1/1995 Bramani D2/957
D355,754 S * 2/1995 Brandon D2/951
D373,897 S * 9/1996 Takatani et al. D2/957
5,806,209 A * 9/1998 Crowley et al. 36/28
D404,547 S * 1/1999 Strawser et al. D2/953
D431,710 S * 10/2000 Panella D2/957
D460,608 S * 7/2002 Laberge et al. D2/957
D481,528 S * 11/2003 St-Louis D2/960
D490,596 S * 6/2004 Belley et al. D2/957
D495,480 S * 9/2004 Laberge D2/960
D499,536 S * 12/2004 Castleberry D2/960
D561,439 S * 2/2008 Schoenborn et al. D2/957
D566,938 S * 4/2008 Matis et al. D2/957
D570,584 S * 6/2008 Gay D2/957
D617,085 S * 6/2010 Recchi et al. D2/957
D620,243 S * 7/2010 McClaskie D2/957
D635,754 S * 4/2011 Mariman D2/959

(Continued)

Primary Examiner — T. Chase Nelson

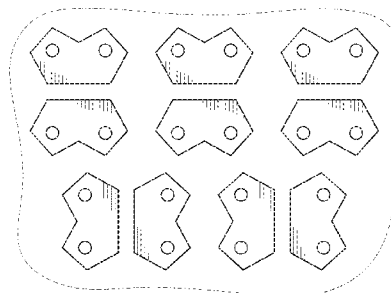
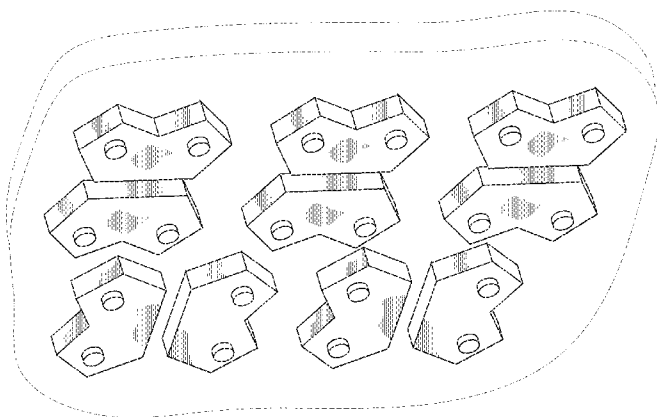
(57) **CLAIM**

The ornamental design for a set of traction elements for a shoe outsole, as shown and described.

DESCRIPTION

FIG. 1 is a perspective view of a set of traction elements for a shoe outsole showing my new design;
FIG. 2 is a bottom plan view thereof;
FIG. 3 is a front side view in elevation thereof;
FIG. 4 is a rear side view in elevation thereof;
FIG. 5 is a left side view in elevation thereof;
FIG. 6 is a right side view in elevation thereof; and,
FIG. 7 is a bottom plan view of the set of traction elements for a shoe outsole.
The broken line illustration of environmental structure in FIGS. 1-7 is not part of the claimed design.

1 Claim, 5 Drawing Sheets



(56)

References Cited

U.S. PATENT DOCUMENTS

D655,902	S *	3/2012	Debiase	D2/957	D707,023	S *	6/2014	Della Valle et al.	D2/957
D663,518	S *	7/2012	McClaskie	D2/957	D707,933	S *	7/2014	McCourt	D2/957
D664,343	S *	7/2012	McClaskie	D2/957	D725,358	S *	3/2015	Francis et al.	D2/957
8,246,881	B2 *	8/2012	Maranan et al.	264/250	2003/0172548	A1 *	9/2003	Fuerst	36/28
D667,205	S *	9/2012	Campbell et al.	D2/953	2005/0072026	A1 *	4/2005	Sink	36/127
D677,453	S *	3/2013	Sakai	D2/959	2006/0005423	A1 *	1/2006	Wu	36/3 B
D679,077	S *	4/2013	Haimerl	D2/951	2010/0170106	A1 *	7/2010	Brewer et al.	36/28
8,516,720	B2 *	8/2013	Gerber	36/15	2012/0000095	A1 *	1/2012	Torrance	36/132
					2012/0110876	A1 *	5/2012	Lubart	36/59 C
					2013/0049257	A1 *	2/2013	Maranan et al.	264/250
					2014/0325871	A1 *	11/2014	Price et al.	36/28

* cited by examiner

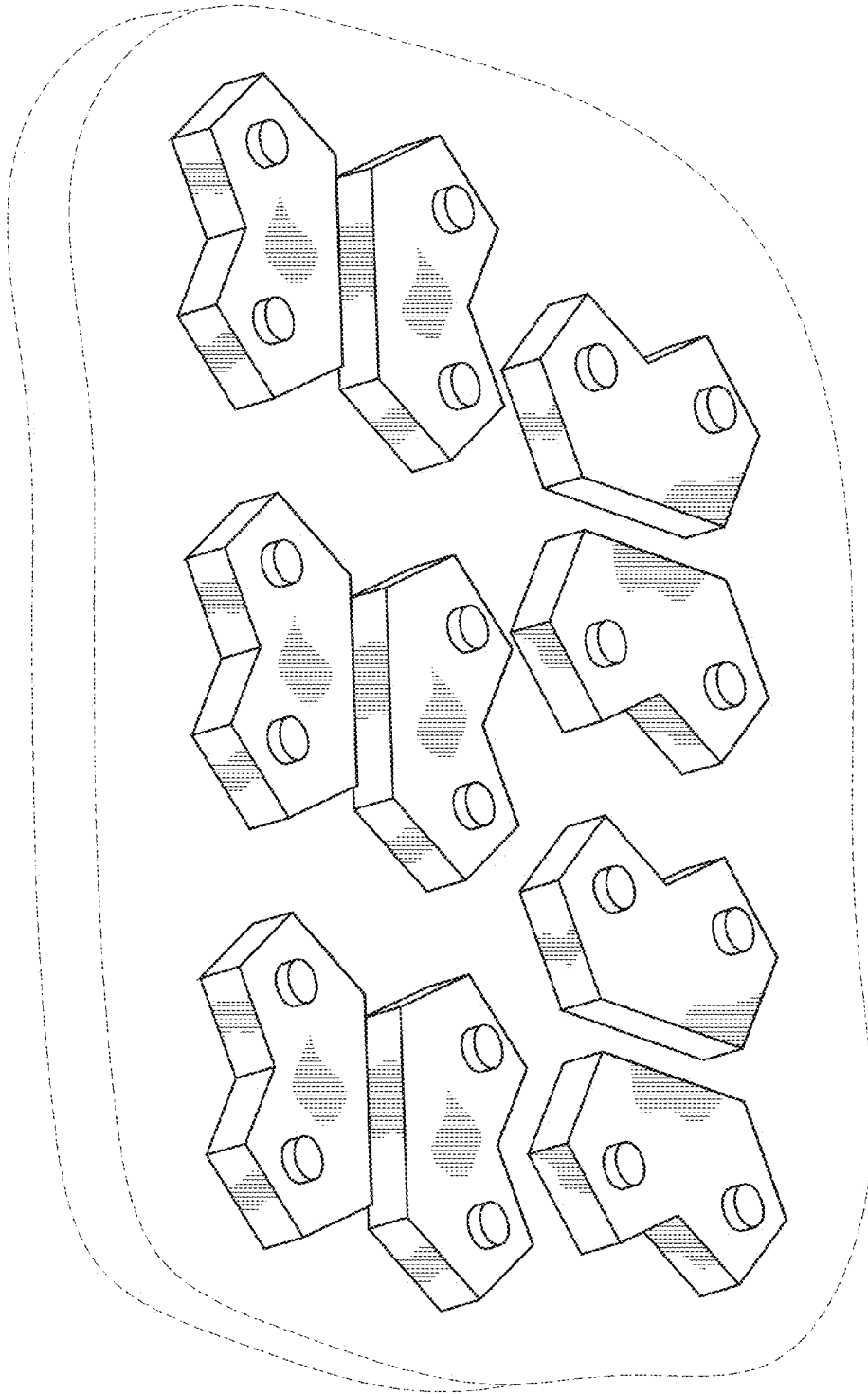


FIG.1

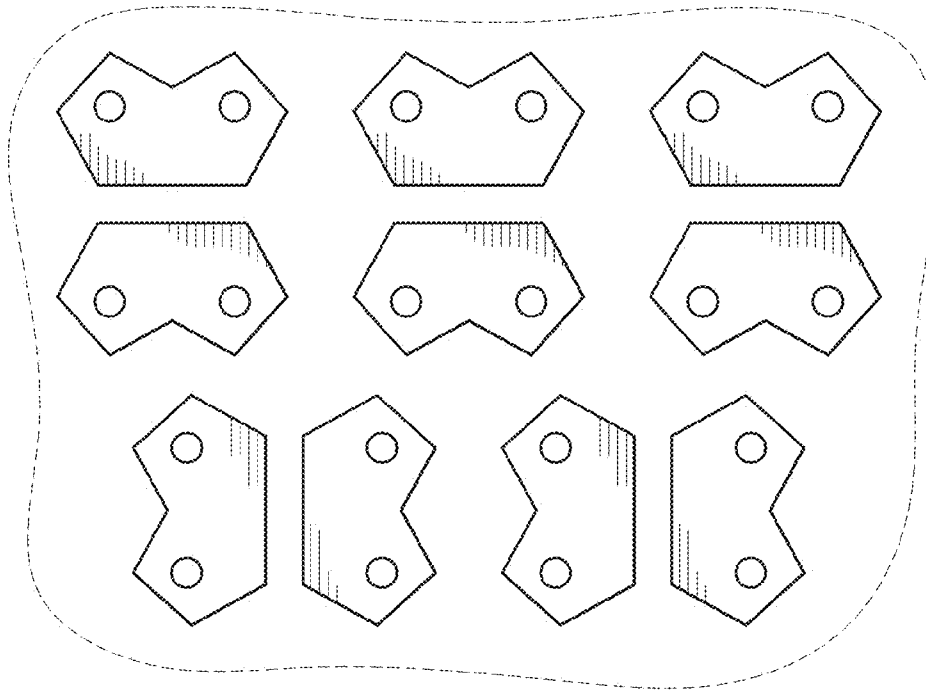


FIG.2

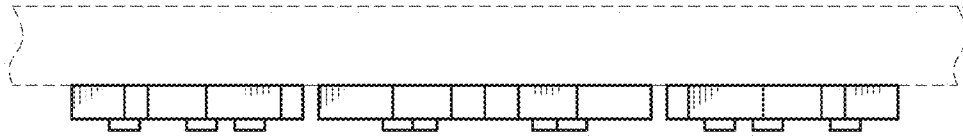


FIG.3

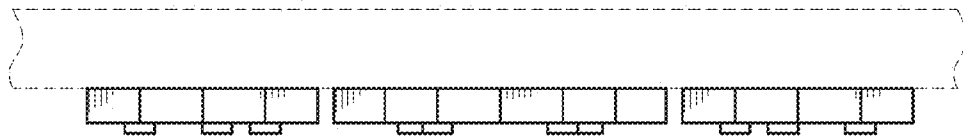


FIG.4

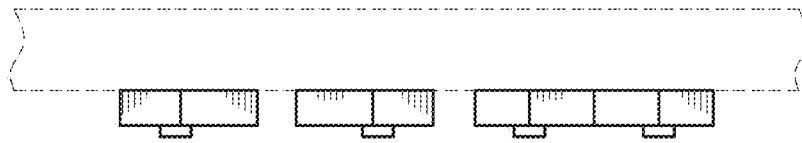


FIG. 5

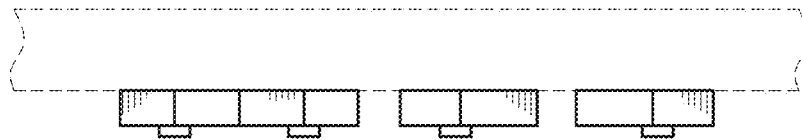


FIG. 6

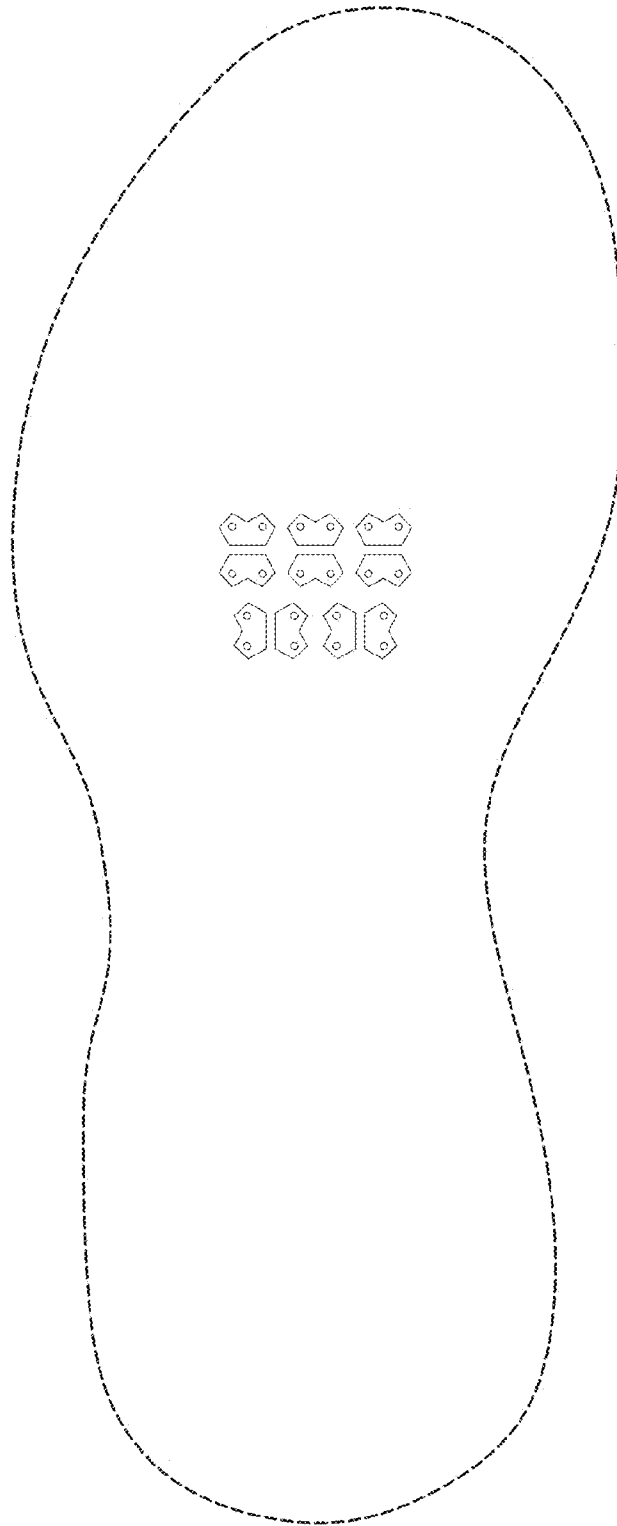


FIG.7