



US00D733933S

(12) **United States Design Patent**
Lee et al.

(10) **Patent No.:** **US D733,933 S**

(45) **Date of Patent:** **** Jul. 7, 2015**

(54) **LADDER RUNG**

(71) Applicant: **Hunt Strategy LLC**, Vassar, MI (US)

(72) Inventors: **Scott Lee**, Vassar, MI (US); **Robert Butcher**, Flushing, MI (US)

(73) Assignee: **HUNT STRATEGY, LLC**, Vassar, MI (US)

(**) Term: **14 Years**

(21) Appl. No.: **29/478,338**

(22) Filed: **Jan. 3, 2014**

(51) **LOC (10) Cl.** **25-04**

(52) **U.S. Cl.**
USPC **D25/69**

(58) **Field of Classification Search**
USPC D25/64, 68-69; 182/64.1-68.312, 129, 182/228.1, 189, 179.1, 180.1, 194, 198
CPC E06C 1/00; E06C 7/003; E06C 7/006; E06C 7/16; E06C 7/165
See application file for complete search history.

(56) **References Cited**

U.S. PATENT DOCUMENTS

3,991,851	A	*	11/1976	Gannon	182/86
D254,630	S	*	4/1980	Aberer et al.	D25/69
D371,854	S	*	7/1996	Douglas et al.	D25/64
6,000,496	A	*	12/1999	Rinaldi	182/127
D613,425	S	*	4/2010	Wu	D25/69

8,104,576	B2	*	1/2012	Schwoerer	182/120
8,261,880	B1	*	9/2012	Hop	182/93
2009/0127814	A1	*	5/2009	McPherson	280/163

* cited by examiner

Primary Examiner — Michael A Pratt

(74) *Attorney, Agent, or Firm* — Holland & Hart

(57) **CLAIM**

We claim the ornamental design for a ladder rung, as shown herein.

DESCRIPTION

FIG. 1 is a perspective view of a ladder rung with a square tube shown in broken lines; FIG. 2 is a top view of the ladder rung of FIG. 1; FIG. 3 is a front view of the ladder rung of FIG. 1; FIG. 4 is a bottom view of the ladder rung of FIG. 1; FIG. 5 is a left side view of the ladder rung of FIG. 1; FIG. 6 is a rear view of the ladder rung of FIG. 1; FIG. 7 is a right side view of the ladder rung of FIG. 1; FIG. 8 is a perspective view of the ladder rung in a ladder assembly for a hunting tree stand with additional rungs of the ladder assembly, side rails of the ladder assembly, the hunting tree stand, and a tree shown in broken lines; and, FIG. 9 is another perspective view of the ladder rung in the ladder assembly.

A description of the figures for each of the figures of the drawings is as follows, wherein subject matter shown in broken lines indicates unclaimed subject matter that forms no part of the claimed design.

1 Claim, 5 Drawing Sheets

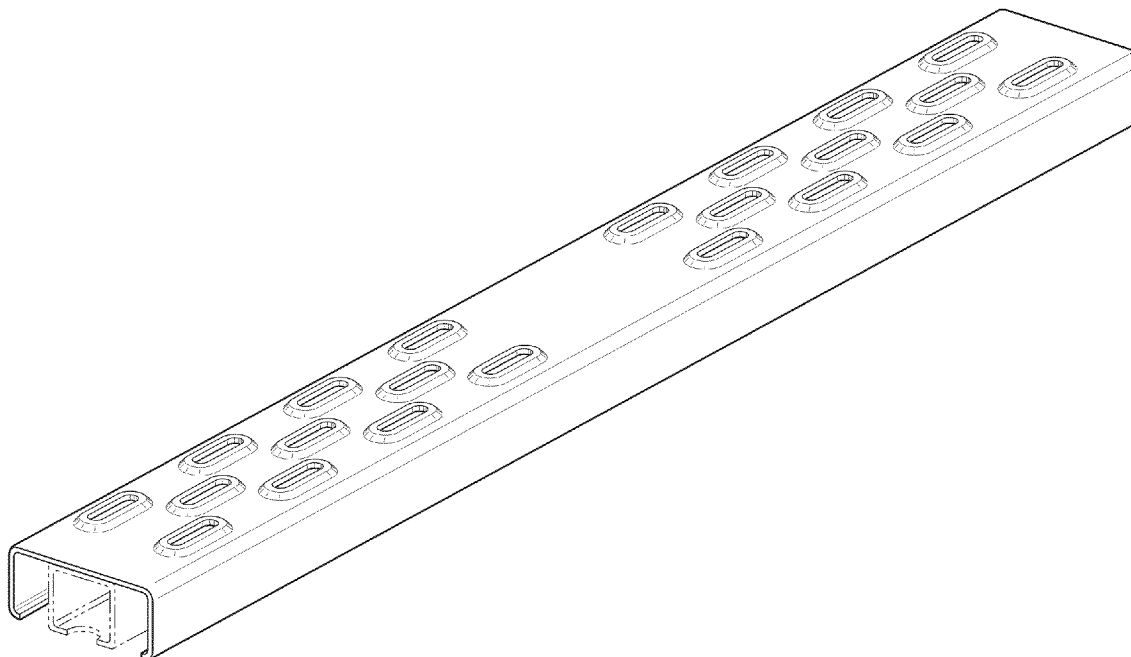
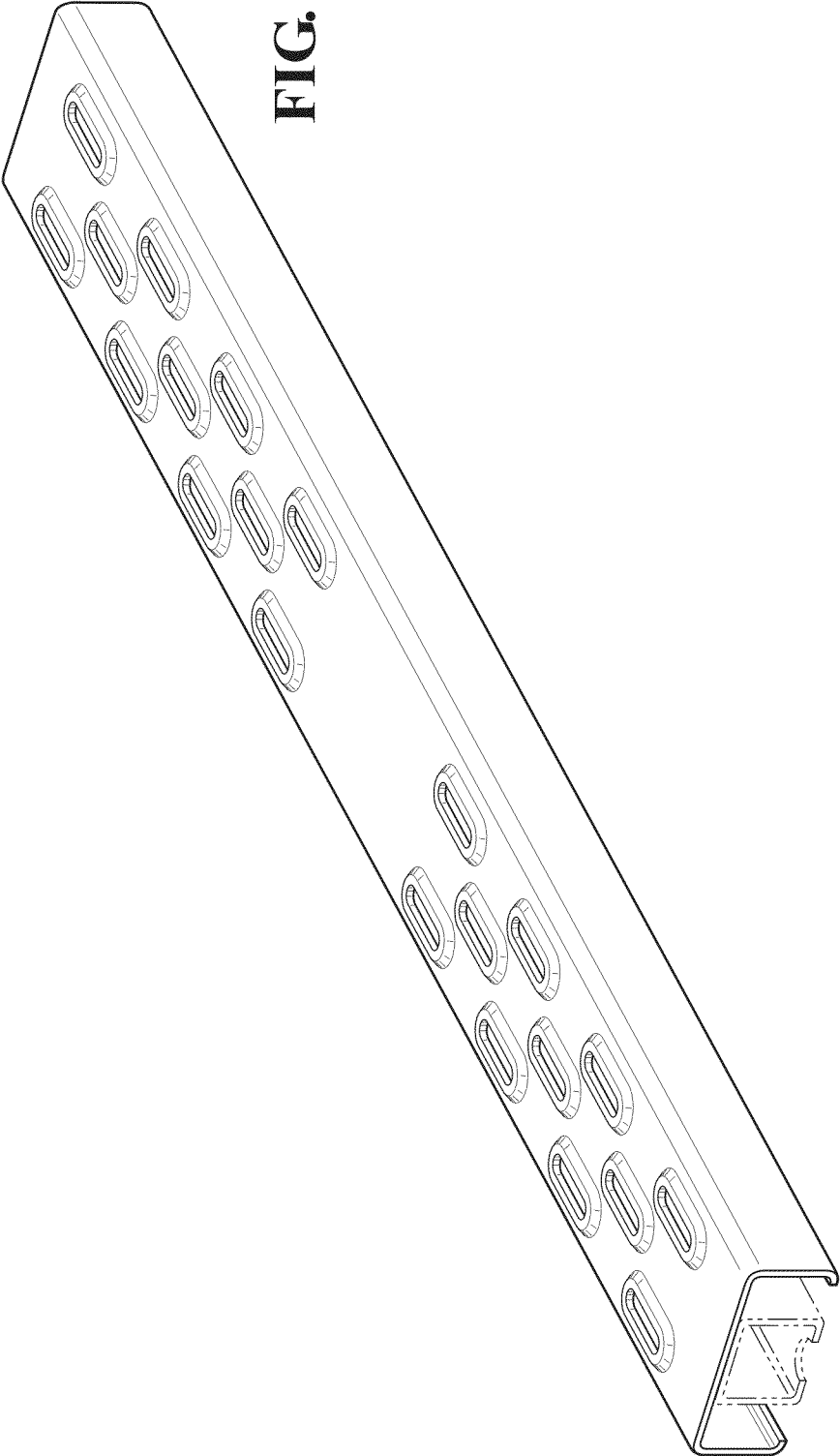


FIG. 1






FIG. 2



FIG. 3




FIG. 4

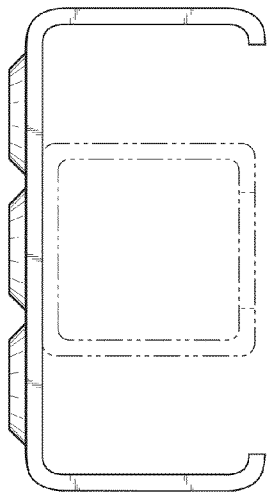


FIG. 5



FIG. 6

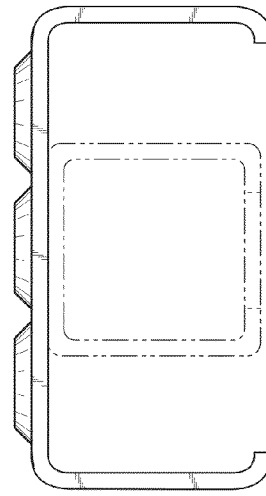
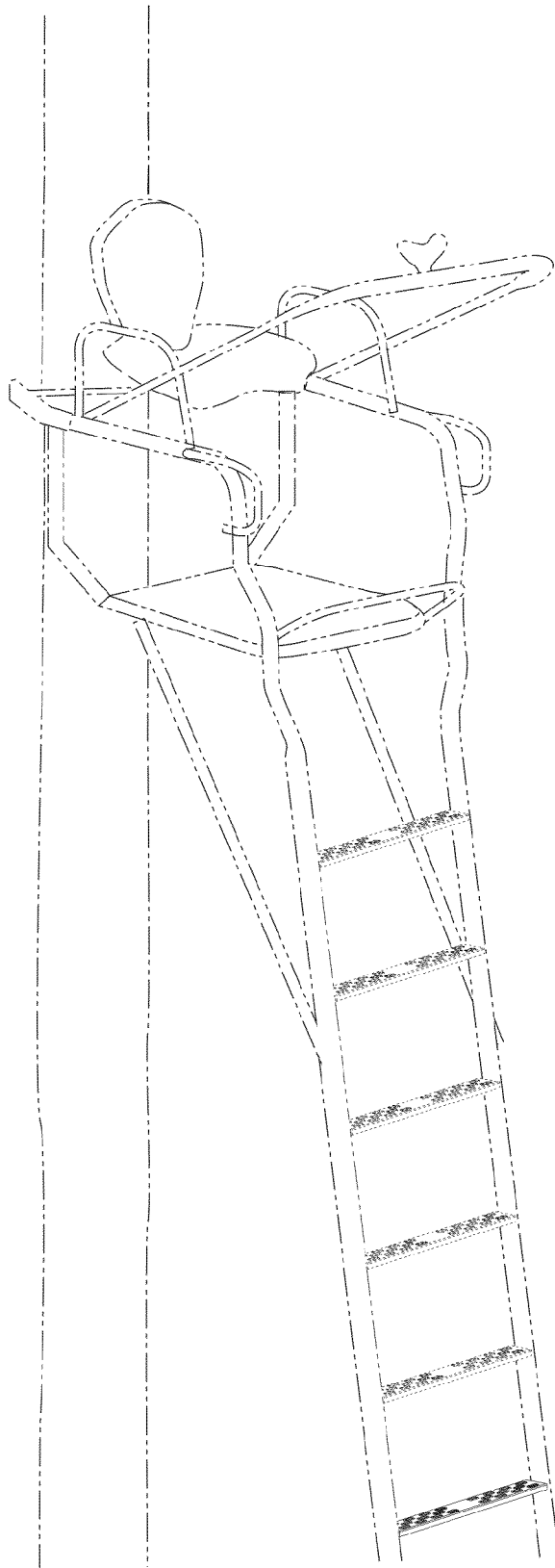


FIG. 7

FIG. 8



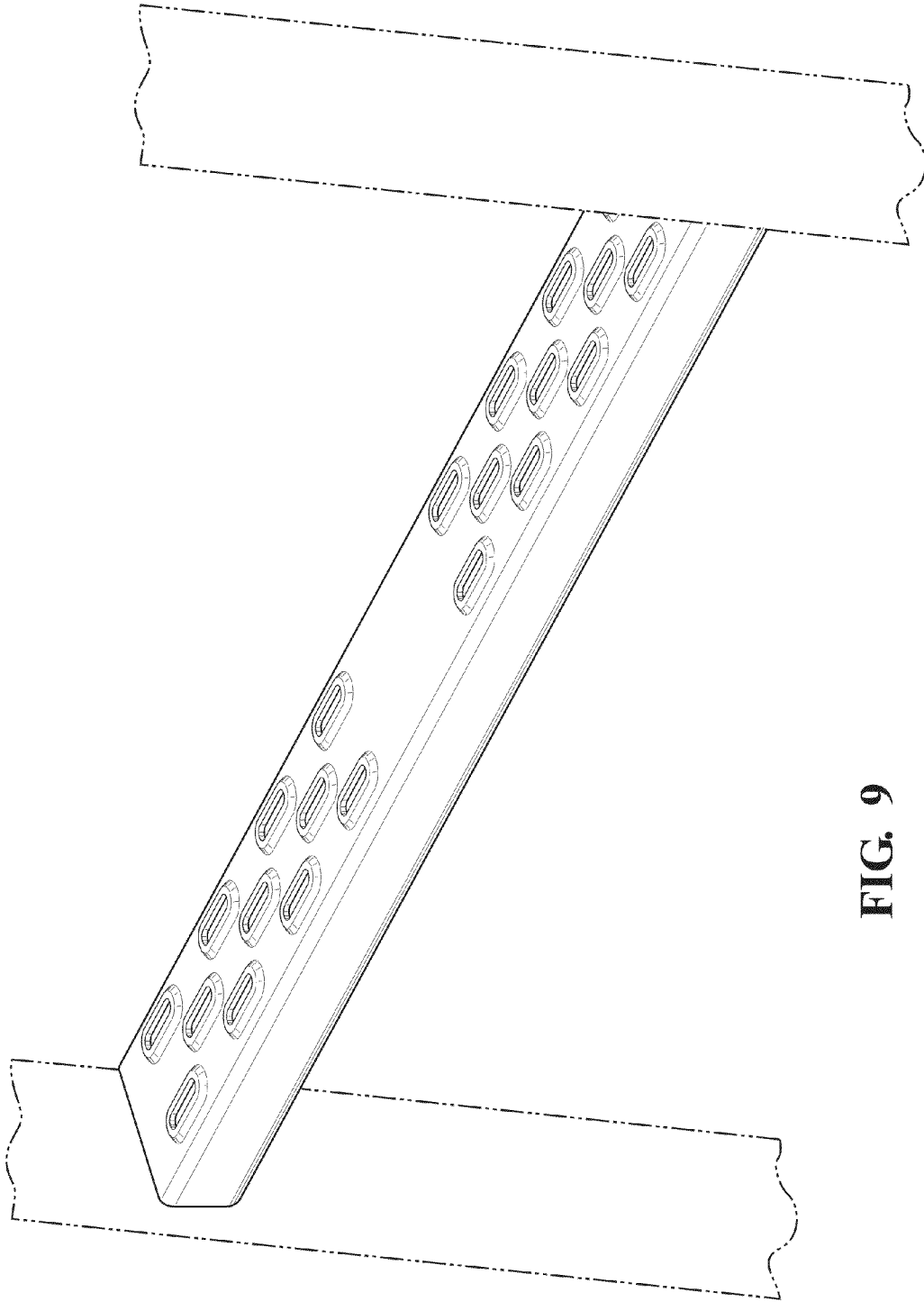


FIG. 9