

(19) World Intellectual Property Organization
International Bureau



(43) International Publication Date
13 December 2001 (13.12.2001)

PCT

(10) International Publication Number
WO 01/94678 A1

(51) International Patent Classification⁷: D06L 1/00, 1/04,
1/08, 1/12, 1/22, D06F 25/00

Christiaan, Arthur; 8624 Beckett Pointe Drive, West
Chester, OH 45069 (US). SAKKAB, Nabil, Yaqub;
11279 Ridge Circle, Cincinnati, OH 45249 (US).

(21) International Application Number: PCT/US01/18197

(74) Agents: REED, T., David et al.; The Procter & Gam-
ble Company, 5299 Spring Grove Avenue, Cincinnati, OH
45217-1087 (US).

(22) International Filing Date: 5 June 2001 (05.06.2001)

(25) Filing Language: English

(26) Publication Language: English

(30) Priority Data:
60/209,443 5 June 2000 (05.06.2000) US
09/849,842 4 May 2001 (04.05.2001) US

(81) Designated States (*national*): AE, AG, AL, AM, AT, AT
(utility model), AU, AZ, BA, BB, BG, BR, BY, BZ, CA,
CH, CN, CO, CR, CU, CZ, CZ (utility model), DE, DE
(utility model), DK, DK (utility model), DM, DZ, EE, EE
(utility model), ES, FI, FI (utility model), GB, GD, GE, GH,
GM, HR, HU, ID, IL, IN, IS, JP, KE, KG, KP, KR, KZ, LC,
LK, LR, LS, LT, LU, LV, MA, MD, MG, MK, MN, MW,
MX, MZ, NO, NZ, PL, PT, RO, RU, SD, SE, SG, SI, SK,
SK (utility model), SL, TJ, TM, TR, TT, TZ, UA, UG, UZ,
VN, YU, ZA, ZW.

(71) Applicant: THE PROCTER & GAMBLE COMPANY
[US/US]; One Procter & Gamble Plaza, Cincinnati, OH
45202 (US).

(84) Designated States (*regional*): ARIPO patent (GH, GM,
KE, LS, MW, MZ, SD, SL, SZ, TZ, UG, ZW), Eurasian
patent (AM, AZ, BY, KG, KZ, MD, RU, TJ, TM), European
patent (AT, BE, CH, CY, DE, DK, ES, FI, FR, GB, GR, IE,
IT, LU, MC, NL, PT, SE, TR), OAPI patent (BF, BJ, CF,
CG, CI, CM, GA, GN, GW, ML, MR, NE, SN, TD, TG).

(72) Inventors: NOYES, Anna, Vadimovna; 6493 Kris-
tine Drive, Hamilton, OH 45011 (US). DEAK, John,
Christopher; 7311 Kingswood Drive, West Chester, OH
45069 (US). SCHEIBEL, Jeffrey, John; 6651 Miami
Trails Drive, Loveland, OH 45140 (US). VINSON,
Phillip, Kyle; 5803 Windermere Lane, Fairfield, OH
45014 (US). HARTMAN, Frederick, Anthony; 10347
Deerfield Road, Cincinnati, OH 45242 (US). BUR-
KETTE-ST.LAURENT, James, Charles, Theo; 11477
Gideon Lane, Cincinnati, OH 45249 (US). SEVERNS,
John, Cort; 7168 Basswood Drive, West Chester, OH
45069 (US). RADOMYSELSKI, Arseni, V.; 6493 Kris-
tine Drive, Hamilton, OH 45011 (US). FRANCE, Paul,
Amaat, Raymond; 5240 Barkwood Drive, West Chester,
OH 45069 (US). COLLINS, Jerome, Howard; 6523
Fox Chase Lane, Cincinnati, OH 45243 (US). THOEN,

Published:
— with international search report
— before the expiration of the time limit for amending the
claims and to be republished in the event of receipt of
amendments

For two-letter codes and other abbreviations, refer to the "Guid-
ance Notes on Codes and Abbreviations" appearing at the begin-
ning of each regular issue of the PCT Gazette.



WO 01/94678 A1

(54) Title: DOMESTIC FABRIC ARTICLE REFRESHMENT IN INTEGRATED CLEANING AND TREATMENT PROCESSES

(57) Abstract: Fabric article treatment in a domestic appliance having at least one detergency step, products therefor, and kits which combine treatment products for more effective results. The treatment products are suitable for washing or refreshing fabrics and are used in the presence of a lipophilic cleaning fluid.

**DOMESTIC FABRIC ARTICLE REFRESHMENT IN INTEGRATED
CLEANING AND TREATMENT PROCESSES**

5

10

15

RELATED APPLICATIONS

This application claims priority under 35 U.S.C. § 119(e) to U.S. Provisional Application Serial No. 60/209,443 of which was filed on June 5, 2000.

FIELD OF THE INVENTION

20

The present invention relates to fabric article treatment or refreshment in a domestic appliance having at least one detergency step, to products for conducting such treatment or refreshment, and to kits which combine fabric article treatment products for more effective results.

BACKGROUND OF THE INVENTION

25

Fabric articles, such as mixed bundles of consumer garments and/or footwear are cleaned and further treated with compositions other than cleaning compositions in various ways. These include treating the fabric articles by:

30

- (a) washing them in a washing machine and drying them in a dryer in the presence of a fabric-softener loaded substrate article;
- (b) washing them in a washing machine, then treating them with fabric softener, then transferring them to a dryer;

(c) washing them and treating them with fabric softener in a combined washer-dryer using water as the predominant fluid; and

(d) washing or treating them in a non-domestic appliance, such as a supercritical fluid cleaning machine or a dry-cleaning machine, for example using supercritical carbon dioxide as the predominant fluid.

Typically the fabric articles have to be separated according to the textile of which they are made or according to their color, before such washing can be done. Additionally so-called "home dry cleaning" compositions have recently become available. These offer imperfect cleaning and are used exclusively in tumble-dryers, where only very small amounts of organic fluids can be used without fire hazards or other problems. Moreover, some recent innovations in appliances for commercial and/or service business use a predominant fluid which is other than water and/or liquified carbon dioxide. For example, the predominant fluid can be a silicone or fluorocarbon. Conventional dry-cleaning uses perchloroethylene, Stoddard solvent, or other hydrocarbons and/or azeotropic mixtures of volatile compounds. None of the present alternatives offer the consumer the degree of convenience and satisfaction that would be available if they could treat a mixed, preferably unseparated, bundle of fabric articles in a single series of cleaning and finishing operations in a single appliance at home. Perhaps the closest available treatment is that which is conducted in a combined washer-dryer, however, even in this case such appliances have no provision for using let alone recovering any fluids other than water. Moreover, there has apparently been little effort in the art to fully harness and exploit the cleaning and fabric care advantages of processes having more than one fluid.

BACKGROUND ART

US 4137044, Economics Laboratory Inc. describes a laundry method, all taking place in an aqueous laundry bath, including the step of laundering oil soiled fabric in a particularly defined lipophilic surfactant composition and subsequently laundering such fabric with a hydrophilic surfactant based detergent system. More particularly described is a multi-step process for laundering oil soiled fabric, said process comprising: laundering said fabric in a first aqueous bath including a lipophilic surfactant which imparts oil-solubilizing characteristics to said first aqueous bath, separating said fabric from said first aqueous bath, laundering said fabric in a second hydrophilic aqueous bath

including hydrophilic detergent and separating said fabric from said second hydrophilic aqueous bath.

JP--05009862 A, Kanebo (Derwent Accession Number 1993-062193 [08]) describes a process comprising washing a silk fabric grafted with vinyl monomer by a weak alkaline chemical agent such as sodium tripolyphosphate, hydrosulphite, or Marseilles soap. washing with water, drying, and thereafter clumping under immersion in an organic solvent. The organic solvent may be a low dielectric constant solvent e.g. tetrachloroethylene, mineral terpene, or a dry cleaning liquid. The softening process of the graft silk fabric is asserted to impart softness without using a softening agent. The process is not apparently used to treat bundles of manufactured clothing, and is not conducted in a home appliance.

US 4259251 and US 4337209, Unilever, do not related to laundry processes. They describe a process for production of of fatty acid soaps comprising extracting sludge (esp. sewage sludge which may be crude or activated, and/or co-settled) of solids content ≥ 15 wt.% with a non-polar solvent to recover fatty materials which are then saponified in presence of a dipolar aprotic solvent of dielectric constant ≥ 15 .

See also by way of background numerous recently described concentrated cleaning appliances, including those which use silicones, fluorocabons, carbon dioxide and the like - several of these are referenced and adapted to the present purposes in the disclosures hereinafter.

SUMMARY OF THE INVENTION

A "predominant fluid" refers to the majority component of a liquid under operating conditions of a laundering appliance. For example, in conventional dry-cleaning, perchloroethylene is the predominant fluid. In conventional home laundering, water is the predominant fluid. In some recently developed processes, supercritical carbon dioxide, silicones or perfluorocarbons are the predominant fluid. Carbon dioxide is a gas under normal conditions but becomes a fluid suitable for cleaning when compressed at high pressures. In applications included in general in the present invention, e.g., microemulsion cleaning, a predominant fluid need not be more than 50% of all fluids present. For example, in a mixture of water and three other fluids, A, B, and C, in the proportions water: 30%, B: 25%, C: 25%, D:20%, water is by the present definition the

predominant fluid. A fluid used in treatment of fabric articles may moreover be a solvent or nonsolvent for body soils. For example, processes are known which use perfluorobutylamine as the predominant fluid. However, perfluorobutylamine is a nonsolvent for body soils. A "lipophilic cleaning fluid" as further defined hereinafter is a fluid having at least the physical and safety characteristics of dry cleaning fluids, which in addition is at least partially liquid at atmospheric pressures and at at least one temperature in the range 0 deg. C to 60 deg. C (in other words, carbon dioxide, air and nitrogen, for example, are not included). Moreover a lipophilic cleaning fluid as defined herein is at least partially a solvent for body soils as defined in the test methods hereinafter (in other words, perfluorobutylamine is excluded).

The present invention encompasses a process for treating fabric articles, comprising the steps of:

- (a) in a first laundering appliance, washing a load of fabric articles in the presence of a predominant fluid and at least one cleaning composition comprising a surfactant;
- 15 (b) in said first laundering appliance, at least partially removing said cleaning composition from said load of fabric articles;
- (c) in said first laundering appliance, treating said load of fabric articles with a fabric refreshment composition in the presence of a lipophilic cleaning fluid;
- (d) in said first laundering appliance, removing said lipophilic cleaning fluid from said fabric articles; and, optionally but preferably,
- 20 (e) recovering said lipophilic cleaning fluid.

Processes encompassed include those wherein step (a) is selected from:

- (i) an immersive washing step wherein water is said predominant fluid;
- (ii) a non-immersive washing step wherein water is said predominant fluid;
- 25 (iii) an immersive washing step wherein a lipophilic cleaning fluid is said predominant fluid;
- (iv) a non-immersive washing step wherein a lipophilic cleaning fluid is said predominant fluid;
- (v) an immersive washing step wherein a fluidized dense gas is said predominant fluid;
- 30 and

(vi) a non-immersive washing step wherein a fluidized dense gas is said predominant fluid.

Preferred processes herein do not include the use of dense gas and especially involve a cleaning step or steps which are either substantially aqueous or substantially nonaqueous, use concentrated media, and, more preferably still, have low energy requirement. This includes both immersive and non-immersive concentrated process steps. The preferred processes include those which are conducted without separating or grouping the fabric articles by color or by type, i.e., mixed bundles of “dry-clean only” and “machine washable” articles are treated in a preferred process. Likewise, mixed bundles of colored and non-colored articles are treated in a preferred process.

It will be observed that the present processes have in common the at least partial removal of a predominant fluid after a cleaning step, combined with the use of a lipophilic cleaning fluid in at least one fabric refreshment step. Without being limited by theory, it is believed that this combination does at least one, and in preferred embodiments both of, (i) effectively cancelling out carryover effects of agents used in the cleaning step which otherwise adversely affect the fabric refreshment step and (ii) eliminating one or more shortcomings of current home dry cleaning kits which, as conducted in tumble-dryers, require bags, have very little fluid present, etc.

The invention has numerous other advantages, for example permitting a much more convenient cleaning and refreshment capability for the consumer.

The invention includes both the process, and compositions, kits, etc. which can be used in the process.

All percentages and proportions herein are by weight and units are S.I units unless otherwise specifically indicated. All documents referred to are incorporated herein in their entirety.

DETAILED DESCRIPTION OF THE INVENTION

The phrase “dry weight of a fabric article” as used herein means the weight of a fabric article that has no intentionally added fluid weight.

The phrase “absorption capacity of a fabric article” as used herein means the maximum quantity of fluid that can be taken in and retained by a fabric article in its pores

and interstices. Absorption capacity of a fabric article is measured in accordance with the following Test Protocol for Measuring Absorption Capacity of a Fabric Article.

Test Protocol for Measuring the Absorption Capacity of a Fabric Article

5 Step 1: Rinse and dry a reservoir or other container into which a lipophilic fluid will be added. The reservoir is cleaned to free it from all extraneous matter, particularly soaps, detergents and wetting agents.

Step 2: Weigh a “dry” fabric article to be tested to obtain the “dry” fabric article’s weight.

Step 3: Pour 2L of a lipophilic fluid at ~20C into the reservoir.

10 Step 4: Place fabric article from Step 2 into the lipophilic fluid-containing reservoir.

Step 5: Agitate the fabric article within the reservoir to ensure no air pockets are left inside the fabric article and it is thoroughly wetted with the lipophilic fluid.

Step 6: Remove the fabric article from the lipophilic fluid-containing reservoir.

15 Step 7: Unfold the fabric article, if necessary, so that there is no contact between same or opposite fabric article surfaces.

Step 8: Let the fabric article from Step 7 drip until the drop frequency does not exceed 1 drop/sec.

20 Step 9: Weigh the “wet” fabric article from Step 8 to obtain the “wet” fabric article’s weight.

Step 10: Calculate the amount of lipophilic fluid absorbed for the fabric article using the equation below.

$$FA = (W-D)/D*100$$

25 where:

FA = fluid absorbed, % (i.e., the absorption capacity of the fabric article in terms of % by dry weight of the fabric article)

W = wet specimen weight, g

D = initial specimen weight, g

30 By the term “non-immersive” it is meant that essentially all of the fluid is in intimate contact with the fabric articles. There is at most minimal amounts of “free” wash liquor. It is unlike an “immersive” process where the washing fluid is a bath in which the fabric articles are either submerged, as in a conventional vertical axis washing

machine, or plunged into, as in a conventional horizontal washing machine. The term “non-immersive” is defined in greater detail according to the following Test Protocol for Non-Immersive Processes. A process in which a fabric article is contacted by a fluid is a non-immersive process when the following Test Protocol is satisfied.

5 Test Protocol for Non-Immersive Processes

Step 1: Determine absorption capacity of a fabric specimen using Test Protocol for Measuring Absorption Capacity of a Fabric Article, described above.

Step 2: Subject a fabric article to a fluid contacting process such that a quantity of the fluid contacts the fabric article.

10 Step 3: Place a dry fabric specimen from Step 1 in proximity to the fabric article of Step 2 and move/agitate/tumble the fabric article and fabric specimen such that fluid transfer from the fabric article to the fabric specimen takes place (the fabric article and fabric specimen must achieve the same saturation level).

Step 4: Weigh the fabric specimen from Step 3.

15 Step 5: Calculate the fluid absorbed by the fabric specimen using the following equation:

$$FA = (W-D)/D*100$$

where:

FA = fluid absorbed, %

20 W = wet specimen weight, g

D = initial specimen weight, g

Step 6: Compare the fluid absorbed by the fabric specimen with the absorption capacity of the fabric specimen. The process is non-immersive if the fluid absorbed by the fabric specimen is less than about 0.8 of the absorption capacity of the fabric
25 specimen.

Appliances for Use With the Present Process

In one aspect, the present invention relates to a process. The process is carried out in the home of a consumer in a single laundry appliance, and preferably is carried out using a mixed load of fabric articles such as clothing articles having mixed textile composition
30 and/or mixed color.

In general, any suitable appliance can be used for the present process. Typically, a suitable appliance can be one dedicated for the process, or can be one which is the result of modifying or retrofitting a known appliance so that it will conduct the process.

The preferred type of appliance is one having dimensions approximately compatible with current domestic washing-machines and tumble dryers.

The present processes have in common the at least partial removal of a predominant fluid, preferably water but also possibly including other predominant fluids ranging from subcritical liquid carbon dioxide to hydrocarbons or linear (see for example US5977040 or US5443747) or cyclic silicones, after a cleaning step, combined with the use of a particularly selected lipophilic cleaning fluid in at least one fabric refreshment step. Preferred embodiments can also include single or progressive rinses in the presence of the lipophilic cleaning fluid, between cleaning with a first predominant fluid and fabric article refreshment in the presence of the lipophilic cleaning fluid. Moreover preferred embodiments can include recovering and/or recycling the lipophilic cleaning fluid.

The present process can for example be conducted in a modified version of a home laundering appliance originally designed for concentrated aqueous cleaning, see for example US4489455, Spindel. The minimum modification needed is to provide storage and delivery means for the lipophilic fluid, which will be used in addition to a first predominant fluid, water, in that appliance. Further modification can include recovery means, at minimum an additional storage tank, for spent fluid, but a separator can also be incorporated to separate lipophilic cleaning fluid from other materials, e.g., water and/or solid soils.

Likewise the present process can be conducted in a purpose-built appliance, for example one of the non-immersive purpose-built or modified appliances disclosed in copending cofiled commonly assigned patent application serial number 60/209,468, filed on June 5, 2000, P&G Attorney Docket No. 8119P. Such a purpose built appliance can have advantages, for example in overall minimizing use of the lipophilic cleaning fluid, although the amount of lipophilic cleaning fluid will remain well in excess of, for example, the amounts of organic solvents used in current home dry-cleaning products the volume use of which is constrained by current conventional tumble-driers.

Alternately the present process can be conducted in a modified tumble-dryer, however, the tumble dryer will then have to be extensively modified so as to allow for the use of both a first predominant fluid and the lipophilic cleaning fluid. Tumble-dryers are not, for example, conventionally plumbed to water and drain lines.

In yet another suitable variation, the present process can be conducted in modifications of new concentrated washing appliances available in commerce from Whirlpool and others. See, for example US5219370, US5199127, US5191669, US5191668, US5167722, US4784666 all assigned to Whirlpool. The modifications
5 needed are similar to those needed for the Spindel appliance referred to supra.

Other suitable variations of appliances for use in the present process include downsized versions of appliances originally designed for dry-cleaning only or more particularly, commercial dry-cleaning, including, but not limited to, dry-cleaning using subcritical or supercritical carbon dioxide. Such appliances include those of the following
10 references: FR2762623 A1, Whirlpool, US5996155, US5482211, US5282381 and US5822818, Raytheon and/or Hughes Aircraft, WO200001871 A1, Fedegari Autoclavi, US5344493, D.P. Jackson, JP11276795 A, NGK Insulators, EP828021 A and US5881577, Air Liquide, DE4416785 A1, D. Kannert, US5412958 and WO9401227 A1 Clorox.

Another variation of appliance that can be used in conjunction with the present
15 process is a downsized version of an appliance as disclosed by Greeneath Inc., see for example the following references: US5865852, US5942007, US6042617, US6042618, US6056789, US6059845, US6063135. The Greeneath system in its current state is once again primarily designed for commercial dry-cleaning. Modification of such an appliance,
20 which in fact uses a silicone which is a suitable lipophilic cleaning fluid herein, will include the provision of means to handle another predominant fluid, e.g., water.

Preferred appliances for use herein generally include those having a perforated drum which can be used in a centrifuging mode, preferably at the high end of, or higher than, the speeds and G-force ranges of current leading-edge laundry appliances.
25 In accordance with the present invention, the fabric articles to be treated and/or cleaned may be contacted with an impinging gas at any time during the method of the present invention.

It is desirable that the fabric articles are contacted by an impinging gas at least prior to applying the cleaning fluid. The impinging gas facilitates the removal particulate
30 soils from the fabric articles. Particulate soils can be successfully removed using gas flow. Particulate soils include any soil that is comprised of discrete particles.

Nonlimiting examples of such particulate soils include clay, dust, dried mud, sand, cat fur, skin flakes or scales, dander, dandruff, hair from people or pets, grass seeds, pollen, burrs, and/or similar animal, mineral or vegetable matter which is insoluble in water.

By utilizing the impinging gas, "demand" on chemicals in the process for
5 removing such particulate soils is reduced.

Typically, the impinging gas is flow from a gas source at a rate of from about 10 l/s to about 70 l/s and the gas contacts the fabric articles at a velocity of from about 1 m/s to about 155 m/s. It is desirable to mechanically agitate the fabric articles while the gas impinges on the fabric articles. Further, it is desirable to remove the gas, and particulate
10 soils in the gas from the fabric articles at a rate sufficient to prevent the removed particulate soils from re-depositing upon the fabric articles.

In one embodiment of the present invention the gas is selected from the group consisting of air, nitrogen, ozone, oxygen, argon, helium, neon, xenon, and mixtures thereof, more preferably air, nitrogen, ozone, oxygen, argon, helium, and mixtures
15 thereof, even more preferably still air, ozone, nitrogen, and mixtures thereof.

In another embodiment of the present invention the gas used in the method can be varied over time. For example air could be used at the start of the process, a mixture of air and ozone used in the middle stages of the process and air or nitrogen could be used at
20 the end.

The gas used may be of any suitable temperature or humidity. Heat could be supplied to the gas electrically or by passing the gas over a gas flame, such as, is done in a conventional gas dryer. However, room temperature and humidity gas are preferred.

In one embodiment of the present invention two or more gases could be mixed in a mixing chamber before being used in the process. In another aspect of this embodiment
25 of the present invention the gases could be delivered concurrently through different entry points and mix in-situ in the walled vessel. In another aspect of this embodiment of the present invention the gases supplied could exist as mixture and would not require any mixing chamber to achieve the required mixture of gas for the process.

In one embodiment of the present invention the gas could be available from storage, such as from pressurized containers. Alternatively, the gas used in the process
30 could be obtained from the location where the process and device occur. For example, a

pump, blower, or the like, may be used to supply air from the surrounding atmosphere for the process of the invention. A combination of gas available from storage and from the atmosphere is also envisioned.

In another embodiment of the present invention the gas can be obtained from a compressor. The compressor may be any compressor suitable for providing gas or gases, provided that they supply the gas to the apparatus within the required velocity and flow rate ranges. The compressors are linked to the gas inlet(s) by an appropriate fixture, such as a hose, pipe, tap, fixture or combinations thereof, to provide the inlet(s) with the gas or gases within the required velocity and flow rate ranges. Some typical compressors, which are suitable for providing gas or gases, include rotary screw compressors or two-stage electrical compressor. Another suitable type of compressor is the so-called "acoustical compressor", such as those described in U.S. Patent Nos. 5,020,977, 5,051,066, 5,167,124, 5,319,938, 5,515,684, 5,231,337, and 5,357,757, all of which are incorporated herein by reference. Typically, an acoustical compressor operates in the following fashion: A gas is drawn into a pulse chamber, such as air from the atmosphere, compressed, and then discharged as a high-pressure gas. The gas is compressed by the compressor sweeping a localized region of electromagnetic, for example microwaves, laser, infrared, radio etc, or ultrasonic energy through the gas in the pulse chamber at the speed of sound. This sweeping of the pulse chamber creates and maintain a high-pressure acoustic pulse in the gas. These acoustical compressors have many advantages over conventional compressors. For example, they have no moving parts besides the valves, operate without oil, and are much smaller than comparable conventional compressors.

In one embodiment of the present invention the gas is provided from a gas source at a rate of from about 10 l/s to about 70 l/s, more preferably, about 20 l/s to about 42 l/s, even more preferably about 25 l/s to about 30 l/s. The gas flow rate is measure by a flow meter place in the internal space of the vessel close to where the gas enters the vessel containing the clothes.

In one embodiment of the present invention the gas contacts the fabric articles at a velocity of from about 1 m/s to about 155 m/s, more preferably, about 50 m/s to about 105 m/s even more preferably about 75 m/s to about 105 m/s. The gas velocity is measure

by a flow meter placed in the internal space of the vessel close to where the gas enters the vessel containing the clothes.

The velocity at which the gas contacts the fabric articles and the flow rate of the gas are critical parameters. For example insufficient velocity, means that the particulates are not removed from the fabric articles. Too great a velocity and the fabric articles are disrupted such that the fabric articles cannot be agitated and the particulate soils cannot be removed. Similarly, insufficient flow rate of the gas means that any particulate soils removed remain and can be re-deposited on the fabric article after cleaning.

Lipophilic cleaning fluids for use with the present process: qualification of Lipophilic Cleaning Fluid and Lipophilic Cleaning Fluid Test (LCF Test).

Any non-aqueous fluid that is both capable of meeting known requirements for a dry-cleaning fluid (e.g, flash point etc.) and is capable of at least partially dissolving sebum is suitable as a lipophilic fluid herein. The ability of a particular material to remove sebum can be measured by any known technique. As a general guideline, perfluorobutylamine (Fluorinert FC-43®) on its own (with or without adjuncts) is a reference material which by definition unsuitable as the lipophilic cleaning fluid herein (it is essentially a nonsolvent) while linear and cyclic siloxanes such as, but not limited to, D5 or other cyclopentasiloxanes, have suitable sebum-dissolving properties and dissolve sebum.

The following is a preferred method for investigating and qualifying other materials, e.g., other low-viscosity, free-flowing silicones, for use as the lipophilic cleaning fluid. The method uses commercially available Crisco ® canola oil, oleic acid (95%, Sigma Aldrich Co.) and squalene (99%, J.T. Baker) as model soils for sebum. The test materials should be substantially anhydrous and free from added cleaning adjuncts, or other adjuncts during evaluation.

Prepare three vials. Place 1.0 g of Crisco canola oil in the first; in a second vial place 1.0 g of oleic acid (95%), and in a third and final vial place 1.0g of squalene (99.9%). To each vial add 1 g of the solvent or fluid to be tested for lipophilicity. Separately mix at room temperature and pressure each vial containing the lipophilic soil and the fluid to be tested for 20 seconds on a standard vortex mixer at maximum setting. Place vials on the bench and allow to settle for 15 minutes at room temperature and

pressure. If, upon standing, a single phase is formed with any one or more of the three lipophilic soils, then the fluid qualifies as suitable for use as a "lipophilic cleaning fluid" (including a garment treatment fluid for non-cleaning purposes) in accordance with the invention. However, if two or more separate layers are formed in all three vials, then the amount of fluid dissolved in the oil phase will need to be further determined before
5 rejecting or accepting the fluid as qualified.

In such a case, with a syringe, carefully extract a sample from each layer in each vial. The experiment can be adjusted in scale, if needed, for example such that about 200 microliter samples can be taken. The syringe-extracted layer samples are placed in GC
10 autosampler vials and subjected to conventional GC analysis after determining the retention time of calibration samples of each of the three models soils and the fluid being tested. If more than 1% of the test fluid by GC, preferably greater, is found to be present in a syringe-sampled layer, then the test fluid is also qualified for use as a lipophilic cleaning fluid. If needed, the method can be further calibrated using
15 heptacosafuorotributylamine, i.e., Fluorinert FC-43 (fail) and cyclopentasiloxane (pass).

A suitable GC is a Hewlett Packard Gas Chromatograph HP5890 Series II equipped with a split/splitless injector and FID. A suitable column used in determining the amount of lipophilic fluid present is a J&W Scientific capillary column DB-1HT, 30 meter, 0.25mm id, 0.1um film thickness cat# 1221131. The GC is suitably operated
20 under the following conditions:

Carrier Gas: Hydrogen

Column Head Pressure: 9 psi

Flows: Column Flow @ ~1.5 ml/min.

Split Vent @ ~250-500 ml/min.

25 Septum Purge @ 1 ml/min.

Injection: HP 7673 Autosampler, 10 ul syringe, 1ul injection

Injector Temperature: 350 °C

Detector Temperature: 380 °C

Oven Temperature Program: initial 60 °C hold 1 min.

30 rate 25 °C/min.

final 380 °C hold 30 min.

Preferred Lipophilic Cleaning Fluids suitable for use herein can further be qualified for use on the basis of having an excellent garment care profile. Garment care profile testing is well known in the art and involves testing a fluid to be qualified using a wide range of garment or fabric article components, including fabrics, threads and elastics used in seams, etc., and a range of buttons. Preferred lipophilic cleaning fluids for use herein have an excellent garment care profile, for example they have a good shrinkage or fabric puckering profile and do not appreciably damage plastic buttons. For purposes of garment care testing or other qualification, e.g., flammability, a primary solvent for use in the lipophilic cleaning fluid can be present in a mixture, e.g., with water, at approximately the ratio to be used in the final cleaning fluid which will come into contact with fabric articles in the appliance. Certain materials which in sebum removal qualify for use lipophilic cleaning fluids, for example ethyl lactate, can be quite objectionable in their tendency to dissolve buttons, and if such a material is to be used in the lipophilic cleaning fluid, it will be formulated with water and/or other solvents such that the overall mix is not substantially damaging to buttons. D5, for example, meets the garment care requirements quite admirably.

A highly preferred group of lipophilic cleaning fluids includes linear and cyclic siloxanes having a normal boiling point of from about 180 deg. C to about 250 deg. C and a viscosity of no more than about 10 cS, dipropylene glycol dimethyl ether, dipropylene glycol n-propyl ether, propylene glycol n-butyl ether and mixtures thereof. Such fluids can be further modified.

Lipophilic solvents can include linear and cyclic polysiloxanes, hydrocarbons and chlorinated hydrocarbons. More preferred are the linear and cyclic polysiloxanes and hydrocarbons of the glycol ether, acetate ester, lactate ester families. Preferred lipophilic solvents include cyclic siloxanes having a boiling point at 760 mm Hg. of below about 250°C. Specifically preferred cyclic siloxanes for use in this invention are octamethylcyclotetrasiloxane, decamethylcyclopentasiloxane, and dodecamethylcyclohexasiloxane. Preferably, the cyclic siloxane comprises decamethylcyclopentasiloxane (D5, pentamer) and is substantially free of octamethylcyclotetrasiloxane (tetramer) and dodecamethylcyclohexasiloxane (hexamer).

However, it should be understood that useful cyclic siloxane mixtures might contain, in addition to the preferred cyclic siloxanes, minor amounts of other cyclic siloxanes including octamethylcyclotetrasiloxane and hexamethylcyclotrisiloxane or higher cyclics such as tetradecamethylcycloheptasiloxane. Generally the amount of these other cyclic siloxanes in useful cyclic siloxane mixtures will be less than about 10 percent based on the total weight of the mixture. The industry standard for cyclic siloxane mixtures is that such mixtures comprise less than about 1% by weight of the mixture of octamethylcyclotetrasiloxane.

Accordingly, the lipophilic fluid of the present invention preferably comprises more than about 50%, more preferably more than about 75%, even more preferably at least about 90%, most preferably at least about 95% by weight of the lipophilic fluid of decamethylcyclopentasiloxane. Alternatively, the lipophilic fluid may comprise siloxanes which are a mixture of cyclic siloxanes having more than about 50%, preferably more than about 75%, more preferably at least about 90%, most preferably at least about 95% up to about 100% by weight of the mixture of decamethylcyclopentasiloxane and less than about 10%, preferably less than about 5%, more preferably less than about 2%, even more preferably less than about 1%, most preferably less than about 0.5% to about 0% by weight of the mixture of octamethylcyclotetrasiloxane and/or dodecamethylcyclohexasiloxane.

Optional process technologies having cleaning effect

Process technologies where not otherwise specifically mentioned and optionally used with the present invention that have known cleaning effect can vary widely and include ozonizers, ultrasonics devices, electrolysis devices and ion exchange columns.

Optional process technologies having other than cleaning effect

Process technologies where not otherwise specifically mentioned and optionally used with the present invention that have primarily other than cleaning effect include especially control technologies including automatic dispensers, safety-related technologies, noise control technologies, and energy and loopback process control technologies involving sensing a parameter and adjusting the process in function of the result detected.

Solvents

Where not specifically included in other components of the present invention, solvents can be used in variable proportion to adjust the compositions or to provide dilution at the point of use. Solvents include both polar and apolar, high-dielectric constant and low-dielectric constant, protic and aprotic types. Solvents include water, linear and cyclic
5 silicones, hydrocarbons, alcohols, ethers, esters, ketones, mixed functional group solvents such as glycol ethers, fluorocarbons, hydrofluorocarbons, azeotropic solvent mixtures, and the like.

Adjunct ingredients

Adjunct materials for use in conjunction with processes and compositions herein
10 can vary widely and can be used at widely ranging levels, for example from about 0.0001 ppm to about 20% when diluted at the final point of use in the process. Catalytic and/or colored adjuncts, such as dyes, are often present in use at the lower end of the level range, whereas low molecular weight noncatalytic materials are often, but not necessarily generally, used at higher levels. Where not specifically indicated, adjuncts will in general
15 be used in level ranges known from the art.

Adjuncts include deterative enzymes such as proteases, amylases, cellulases, lipases and the like, as well as other catalytic materials, e.g., bleach catalysts, including the macrocyclic types having manganese or similar transition metals.

Adjunct materials which are catalytic, for example enzymes, can be used in
20 "forward" or "reverse" modes, a discovery independently useful from the specific appliances of the present invention. For example, a lipolase or other hydrolase may be used, optionally in the presence of alcohols as adjuncts, to convert fatty acids to esters, thereby increasing their solubility in the lipophilic cleaning fluid. This is a "reverse" operation, in contrast with the normal use of this hydrolase in water to convert a less
25 water soluble fatty ester to a more water-soluble material. In any event, any adjunct ingredient must be suitable for use in combination with the lipophilic fluid.

Suitable cleaning additives include, but are not limited to, amines and alkanolamines including the lower alkanolamines specifically including TEA, MDEA and/or MEA, amphiphilic polymers where not elsewhere included, aesthetics modifiers,
30 antibacterial agents including but not limited to diclosan, triclosan, 5-chlorosalicylanilide, and various other salicylanilide derivatives, antifungal agents, anti-graying agents, anti-

oxidants including water-soluble types such as ascorbic acid and lower-water soluble types such as sterically hindered aromatics including but not limited to BHT, antiparasitic agents, anti-redeposition agents, anti-tarnishing agents, biological control agents other than families specifically recited herein, bleach activators including in particular 5 hydrophobic (more particularly including NOBS and its lower and higher homologs) and cationic or zwitterionic types, bleach boosters, bleach catalysts, bleaches (including oxidizing and reducing types, more particularly including phthalimidoperoxycaproic acid or PAP, magnesium monoperoxyphthalate and/or DPDA (bleaches are further discussed, for example, in M.E. Burns, Surfactant Sci. Ser. (1998), 71(Powdered Detergents), 165-10 203), boosters for suds or foam, buffering agents for acidity, buffering agents for alkalinity, builders, catalytic antibodies, cellulose and/or chitin derivatives, chaotropic agents, chelants for heavy metal ions including S,S'-EDDS, DTPA, HEDP, conventional di- and tri-phosphonates, and hydrophobic variants of any of said chelants, clays including laponite and other hectorites, bentonites and/or montmorillonites; colorants, 15 corrosion inhibitors, coupling agents, crystal growth inhibitors, demulsifiers or emulsion-breakers, diamines, polyamines and/or their alkoxyates, dispersants including but not limited to alkenyl succinic anhydrides and/or Ircospere 2175 and 2176 available from Lubrizol, divalent or trivalent ions, dye transfer inhibitors, dyes, electrolytes, emulsifiers, enzyme stabilizers, enzymes, fabric softening agents, fatty alcohols, fatty esters, finishing 20 aids, fluorescent agents, foam or suds stabilizing agents, humectants, hydrotropes, insect repellents, lime soap dispersants, metal ion salts, minerals, naturally derived, e.g., botanical adjuncts or actives, non-chelating sequestrants for metal ions, odor control agents, odor neutralizers, optical brighteners, perfumes, pH control agents, photobleaches, polyelectrolytes, processing aids, pro-perfumes, rheology modifiers other than thickeners, e.g., thinners, skin emollients and/or other dermatological benefit agents, 25 soil release polymers, soil repellants, solvent stabilizers, suppressors for suds or foams, surfactants, textile absorbency modifiers, textile sensory modifiers, thickeners, virucidal agents, waterproofing agents, wetting agents, charge-balancing ions, stabilizers, benefit agents and other drycleaning or laundering adjuncts other than those included in the 30 foregoing, and mixtures thereof.

Surfactants for aqueous and non-aqueous cleaning

Surfactants, hydrotropes, emulsifiers or wetting agents used, for example, in the cleaning step of the present process, may in general be anionic, nonionic, cationic or amphoteric / zwitterionic and can have a linear, slightly branched (including, but not limited to, mid chain monomethyl mid and 2-position methyl branched), substantially
5 branched, cyclic, or polycyclic hydrophobic moiety. Hydrotropes and wetting agents will generally have shorter chains or hydrophobic moieties comprising fewer atoms in total. Surfactants will have a wide range of total number of atoms, e.g., carbon atoms, in their hydrophobes, for example from about 6 to about 20, depending on whether rapid kinetics at low temperature, or maximum equilibrium effect in surface tension reduction are
10 required. Surfactants useful herein will likewise encompass a wide range of surfactant parameter, depending for example on whether they are required to be interfacially active at a water phase boundary or at a non-aqueous phase boundary. Emulsifiers can be monomeric or polymeric, are often selected from nonionic surfactants having emulsifying properties, and can have a wide range of HLB.

15 Preferred surfactants for use herein are mixtures of two or more surfactants, and include in one preferred embodiment, a surfactant mixture which comprises a surfactant other than a nonionic surfactant, typically this is an anionic surfactant.

Surfactants useful herein can come from broadly differing classes, for example recitals of surfactants for use in aqueous laundering are ubiquitous in patents of Procter
20 and Gamble, Unilever, Henkel, Colgate, Kao, Lion and other assignees. These are not, however, the only types of surfactants useful in the present process.

Another family of surfactants is that selected for use in conventional drycleaning. Such a family of surfactants commonly includes types, such as dialkylsulfosuccinates, certain phosphate esters having one or two hydrophobes, acid forms of surfactant,
25 ammonium salts of conventional anionic surfactants, and even oils such as fatty alcohols, which are unusual as or are simply not used as surfactants in conventional aqueous detergency. For example, illustrative of anionic surfactants reapplicable herein but generally of types disclosed for use in dry-cleaning include include dodecylbenzene sulfonic acid, sodium dodecylbenzene sulfonate, potassium dodecylbenzene sulfonate,
30 triethanolamine dodecylbenzene sulfonate, morpholinium dodecylbenzene sulfonate, ammonium dodecylbenzene sulfonate, isopropylamine dodecylbenzene sulfonate, sodium

tridecylbenzene sulfonate, sodium dinonylbenzene sulfonate, potassium didodecylbenzene sulfonate, dodecyl diphenyloxide disulfonic acid, sodium dodecyl diphenyloxide disulfonate, isopropylamine decyl diphenyloxide disulfonate, sodium hexadecyloxypoly(ethyleneoxy) (10)ethyl sulfonate, potassium octylphenoxy poly(ethyleneoxy) (9)ethyl sulfonate, sodium alpha olefin sulfonate, sodium hexadecane-1 sulfonate, sodium ethyl oleate sulfonate, potassium octadecenyl-succinate, sodium oleate, potassium laurate, triethanolamine myristate, morpholinium tallate, potassium tallate, sodium lauryl sulfate, diethanolamine lauryl sulfate, sodium laureth (3) sulfate, ammonium laureth (2) sulfate, sodium nonylphenoxy poly(ethyleneoxy) (4) sulfate, sodium diisobutylsulfosuccinate, disodium lauryl-sulfosuccinate, tetrasodium N-laurylsulfosuccinimate, sodium decyloxypoly(ethyleneoxy(5)methyl)carboxylate, sodium octylphenoxy poly(ethyleneoxy(8)methyl)-carboxylate, sodium mono decyloxypoly(ethyleneoxy) (4)phosphate, sodium di decyloxypoly(ethyleneoxy) (6)phosphate, and potassium mono/di octylphenoxy poly(ethyleneoxy) (9)phosphate.

15 Other anionic surfactants known in the art may also be employed.

Among the useful nonionic surfactants which may be employed are octylphenoxy poly(ethyleneoxy) (11)ethanol, nonylphenoxy poly(ethyleneoxy) (13)ethanol, dodecylphenoxy poly(ethyleneoxy) (10)ethanol, polyoxyethylene (12) lauryl alcohol, polyoxyethylene (14) tridecyl alcohol, lauryloxypoly(ethyleneoxy) (10)ethyl methyl ether, undecylthiopoly(ethyleneoxy) (12)ethanol, methoxypoly(oxyethylene(10)/(oxypropylene(20))-2-propanol block co-polymer, nonyloxypoly(propyleneoxy) (4)/(ethyleneoxy) (16)ethanol, dodecyl polyglycoside, polyoxyethylene (9) monolaurate, polyoxyethylene (8) monoundecanoate, polyoxyethylene (20) sorbitan monostearate, polyoxyethylene (18) sorbitol monotallate, sucrose monolaurate, lauryldimethylamine oxide, myristyldimethylamine oxide, lauramidopropyl-N,N-dimethylamine oxide, 1:1 lauric diethanolamide, 1:1 coconut diethanolamide, 1:1 mixed fatty acid diethanolamide, polyoxyethylene(6)lauramide, 1:1 soya diethanolamidopoly(ethyleneoxy) (8) ethanol, and coconut diethanolamide. Other

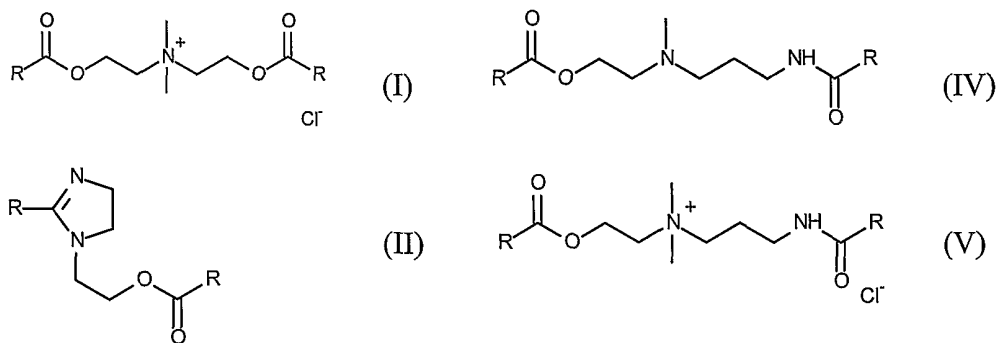
30 known nonionic surfactants may likewise be used.

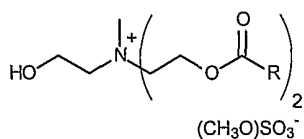
Illustrative useful cationic surfactants include a mixture of n-alkyl dimethyl ethylbenzyl ammonium chlorides, hexadecyltrimethylammonium methosulfate, didecyldimethylammonium bromide and a mixture of n-alkyl dimethyl benzyl ammonium chlorides. Similarly useful amphoteric surfactants include cocamidopropyl betaine, sodium palmitoamphopropionate, N-coco beta-aminopropionic acid, disodium N-lauryliminodipropionate, sodium coco imidazoline amphoglycinate and coco betaine. Other cationic and amphoteric surfactants known to the art may also be utilized.

Additional surfactant classes which are useful in the practice of the present invention are surface-active polymers and surfactants which comprise at least one CO₂-philic moiety and at least one CO₂-phobic moiety, or other surfactants known for use in supercritical fluid cleaning. See, for example, Supercrit. Fluid Clean. (1998), 87-120 and references therein. Such surfactant classes are well known in commerce, and are conveniently but nonexhaustively listed in patent publications such as: US5683977, Unilever; US6001133, Micell; US5789505, Air Products.

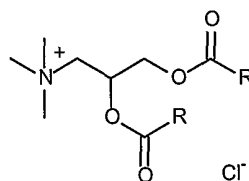
15 Fabric Softeners

Fabric softeners or conditioners useful herein can have linear or branched, saturated or unsaturated hydrophobes and can include certain amines, quaternary amines, or protonated amines, or mixtures thereof. Such materials particularly include diesters of diethanolammonium chlorides (I), sometimes termed "diester quats"; dialkyl imidazoline esters (II) or the corresponding amides wherein NH replaces O in formula (II), diesters of triethanolammonium methylsulfates (III), ester amide-tertiary amines sometimes termed amidoamineesters (IV), esteramide-quaternary amine chloride salts (V), and diesters of dihydroxypropyl ammonium chlorides (VI).





(III)



(VI)

Fabric softeners of structure (I) can, for example, be the product of reacting hard or soft tallow fatty acid, oleic acid, canola acid or other unsaturated acids of varying iodine number with N-methyldiethanolamine followed by quaternizing with methyl halide, or more generally, any suitable alkylating agents, e.g., dimethylsulfate, in isopropanol, ethanol or other suitable solvents. Fabric softeners of structure (II) can, for example, be prepared by reacting hard or soft tallow fatty acid, oleic acid, canola acid or other unsaturated acids of varying iodine number with aminoethylethanolamine in the presence of a suitable catalyst and further catalytically ring-closing converting the resulting intermediate. The corresponding amides wherein NH replaces O in formula (II) can be prepared analogously by substituting diethylenetriamine for aminoethylethanolamine.

Fabric softeners of structure (III) can be prepared similarly to those of structure (I) substituting triethanolamine for N-methyldiethanolamine, however complex mixtures of monoester, diester shown in structure (III), and triester are typical. Fabric softeners of structure (IV) can be prepared from the amine $\text{HO}(\text{CH}_2)_2\text{N}(\text{CH}_3)(\text{CH}_2)_3$ in turn prepared from N-methylethanolamine, $\text{H}_2\text{C}=\text{C}(\text{H})\text{CN}$ and hydrogen over a nickel catalyst. The amine is reacted with hard or soft tallow fatty acid, oleic acid, canola acid or other unsaturated acids of varying iodine number. Fabric softeners of structure (V) are prepared by quaternizing those of structure (IV). Fabric softeners of structure (VI) can, for example, be prepared by reacting epichlorohydrin with dimethylamine to produce 3-dimethylamino-1,2-propanediol followed by reacting the latter in the presence of a catalyst with hard or soft tallow fatty acid, oleic acid, canola acid or another unsaturated fatty acid of varying iodine number and quaternizing the product in the art-known manner. Other variations include amido analogs wherein NH replaces the in-chain -O- in structure (III). These can be prepared reacting hard or soft tallow fatty acid, oleic acid, canola acid or other unsaturated acids of varying iodine number with N-(2-hydroxyethyl)-N-(2-aminoethyl)ethylenediamine in the presence of a catalyst and reacting the

intermediate product with $(\text{CH}_3\text{O})_2\text{SO}_2$ in isopropanol or ethanol. Older fabric softeners include the conventional ditallowdimethylammonium chloride and ditallowdimethylammonium methylsulfate, prepared by reacting tallow alcohols with methylamine in the presence of a catalyst and quaternizing the intermediate dialkylmethylamine. Alternatively the intermediate can be reacted with 2-ethylhexanal first under dehydrating conditions, then in presence of hydrogen and a nickel catalyst to form an intermediate ethylhexyl-substituted tallowmethylamine which is then quaternized in the customary manner. More generally, any fabric softener active prepared from a fatty source, and preferably the biodegradable types, is useful herein. For recent reviews, see J. Surfactants Deterg. (1999), 2(2), 223-235 and Surfactant Sci. Ser. (1997), 67(Liquid Detergents), 433-462 and the numerous patent and other literature references therein. The fabric softener components herein can be formulated at widely ranging levels, for example from 0.001% to 10% by weight with a preferred level of fabric softening components from 1% to 5% by weight of a composition prior to final in-situ dilution in use. Commercial suppliers of fabric softeners include Stepan, Witco, Akzo, Clariant, Henkel and others.

Physical Form of Formulated Compositions

Compositions useful in conjunction with the processes of the present invention can have any suitable physical form as formulated, including powders, granules, tablets, liquids, gels, pastes, liquids or gels in dissolvable containers, and composite types, for example tablets with liquid, paste or gel inserts. Compositions for use herein can moreover be formulated in multicompartment containers.

Point-of-use Compositions

In view of the fact that certain compositions herein can be prepared in the appliance using dosing or mixing systems to combine ingredients at the point of use, point-of-use compositions are defined herein as any composition formed in-situ by mixing two or more formulation components. Point-of-use compositions for use in the present process are encompassed in the present invention.

Phase structure

Compositions useful herein, whether to be sold in pre-prepared form or as prepared by mixing ingredients at the point of use, can have widely varying phase structure. This

includes emulsions, microemulsions, dispersions, and macroemulsions having a range of stability.

Preferred compositons

5 In the following examples, all percentages are by weight unless specifically indicated.

EXAMPLE 1 - FABRIC ARTICLE REFRESHMENT COMPOSITION

One particularly preferred composition for use herein, which can be preformulated on prepared in-situ as a “point of use” composition for fabric article refreshment, is a
 10 composition comprising: 2000-3000 ppm of a fabric softener, preferably a diesterquat mixture having as principal component, for example, more than about 30% of the compound of structure (III) supra, derived from canola, rapeseed or the like and having an iodine value of about 40 or higher; such materials are commercially available from Witco or Akzo; 1% of a coupling solvent, e.g., an alcohol, in a preferred example ethanol;
 15 and the balance, i.e., 98%+ of the composition, as lipophilic fluid, is cyclopentasiloxane e.g., D5 available from G.E..

EXAMPLE 2 - FABRIC ARTICLE REFRESHMENT COMPOSITION

In another suitable composition, as compared with Example 1, the level of fabric softener is increased to about 2% to about 3% by weight and dipropylene glycol dimethyl
 20 ether (Proglyde DMM, Dow). is used as lipophilic fluid instead of D5, at a level of about 97%.

EXAMPLE 3- PERFUMED AND/OR COLORED VARIANTS

In each of the above examples, optionally but preferably, about 0.01% to about 0.5% of the lipophilic fluid can be replaced by perfume and/or colorant.

25

EXAMPLE 4 - FABRIC ARTICLE CLEANING COMPOSITION

Another preferred composition for use herein, which can be preformulated on prepared in-situ as a “point of use” composition for fabric article cleaning is a composition comprising:

30

Cyclopentasiloxane, GE Silicone Fluid SF-1528	50%
GE Silicone Fluid SF-1488	50%

EXAMPLE 5 - FABRIC ARTICLE CLEANING COMPOSITION

	Tergitol 15-S-9	59.5%
5	C11.8 LAS, TEA neutralized	20%
	1,2 hexane diol	0.5%
	water	20%

EXAMPLE 6 - FABRIC ARTICLE CLEANING COMPOSITION

10

This example is to illustrate an aqueous cleaning composition used in one embodiment of the process of the invention, in which first an aqueous cleaning system is used and then a lipophilic cleaning fluid-containing composition is used.

15 Concentrated aqueous system:

Liquid Tide High Efficiency or Liquid Tide (2-8%) and water (balance, or a mixture of ethyl lactate and water 20:80 by weight)

Lipophilic cleaning fluid refreshment system:

20 Composition of Example 1

EXAMPLE 7 - FABRIC ARTICLE CLEANING COMPOSITION

	D5 cyclopentasiloxane	85%
25	Water	10%
	GE Silicone Fluid SF-1528	2.5%
	GE Silicone Fluid SF-1488	2.5%

EXAMPLE 8 - FABRIC ARTICLE CLEANING COMPOSITION

30

	C12 fatty methyl ester	87.4%
	Tergitol 15-S-9	7.5%
	C11.8 LAS, TEA neutralized	2.5%
	1,2 hexane diol	0.06%
35	water	balance

where

LAS is linear alkyl benzene sulfonic acid

TEA is triethanolamine

40

EXAMPLE 9 - FABRIC ARTICLE CLEANING COMPOSITION

	Ethyl lactate	85%	90%
	water	14.8%	9.8%
5	Liquid Tide HE	0.2%	0.2%

Example 5

EXAMPLE 10 - FABRIC ARTICLE CLEANING COMPOSITION

10	dipropylene glycol dimethyl ether	85%
	Tergitol 15-S-9	3.7%
	C11.8 LAS, TEA neutralized	1.3%
	water	10%

15 where
 LAS is linear alkyl benzene sulfonate
 TEA is triethanolamine

20

EXAMPLE 11 - FABRIC ARTICLE CLEANING AND REFRESHMENT
 COMPOSITION KIT

Package varying amounts of the compositions and/or any individual ingredients and/or
 25 mixtures of ingredients of any of the above Examples in separate bottles with an applied
 shrink-wrap and usage instructions.

What is claimed is:

1. A process for treating fabric articles, characterized by the steps of:
 - (a) in a first laundering appliance, washing a load of fabric articles in the presence of a predominant fluid and at least one cleaning composition characterized by a surfactant;
 - (b) in said first laundering appliance, at least partially removing said cleaning composition from said load of fabric articles;
 - (c) in said first laundering appliance, at least one step of treating said load of fabric articles with a fabric refreshment composition in the presence of a lipophilic cleaning fluid;
 - (d) in said first laundering appliance, removing said lipophilic cleaning fluid from said fabric articles; and
 - (e) optionally, recovering said lipophilic cleaning fluid.

2. A process according to Claim 1 wherein step (a) is selected from:
 - (i) an immersive washing step wherein water is said predominant fluid;
 - (ii) a non-immersive washing step wherein water is said predominant fluid;
 - (iii) an immersive washing step wherein a lipophilic cleaning fluid is said predominant fluid;
 - (iv) a non-immersive washing step wherein a lipophilic cleaning fluid is said predominant fluid;
 - (v) an immersive washing step wherein a fluidized dense gas is said predominant fluid; and
 - (vi) a non-immersive washing step wherein a fluidized dense gas is said predominant fluid; andpreferably wherein step (a) is selected from (i), (ii), (iii) and (iv).

3. A process according to any of the preceding claims which is conducted without separating or grouping said fabric articles by color or by type.

4. A cleaning composition for a process according to any of the preceding claims.

5. A fabric article refreshment composition for a process according to any of Claims 1-3.

6. A kit characterized by at least one cleaning composition for a process according to any of Claims 1-3 and at least one fabric article refreshment composition for a process according to any of Claims 1-3.
7. Fabric articles produced by the process according to any of Claims 1-3.
8. A method for improving fabric refreshment in an integrated cleaning and fabric refreshment process wherein the method is characterized by the step of performing a predominant fluid switchover, preferably wherein the switchover is from a predominant fluid having a first dielectric constant to a fluid having a second, differing dielectric constant, said dielectric constants being determined in the absence of any adjuncts, more preferably wherein the second predominant fluid is used in the presence of an adjunct selected from the group consisting of perfumes, pro-perfumes, brighteners, antibacterial agents, antistatic agents, fabric softeners, non-softening fabric tactile modifiers, and mixtures thereof, even more preferably wherein the difference in dielectric constant is at least 10 or wherein the dielectric constant of the first predominant fluid is at least 35 and a dielectric constant of the second predominant fluid is at least 15 lower than the dielectric constant of the first predominant fluid.
9. A method for improving control of a surfactant carryover in an integrated cleaning and fabric refreshment process wherein the method is characterized by the step of performing a predominant fluid switchover.
10. The method according to Claim 8 further characterized by a fabric article to first predominant fluid weight ratio of at least 1:1 and a fabric article to second predominant fluid weight ratio of at least 1:0.2, preferably 1:1.
11. A process according to any of Claims 1-3 wherein said fabric articles as placed in step (a) at least partially have a prior history of laundering with aqueous detergents and with conventional fabric softeners.
12. A domestic appliance for conducting a process according to any of Claims 1-3 and 11.

13. A process for treating fabric articles according to any of Claims 1-3 and 11 by contacting the articles with a lipophilic cleaning fluid characterized by at least one member selected from the group consisting of:

- (i) at least one surfactant or surface-active polymer exhibiting surfactancy in water and having at least one mid-chain branched, Lial or Guerbet-branched hydrophobe;
- (ii) at least one surfactant or surface-active polymer exhibiting surfactancy in carbon dioxide and having at least one mid-chain branched, Lial or Guerbet-branched hydrophobe; and
- (iii) mixtures thereof.

14. A process according to any of Claims 1-3, 11 and 13 having the sequence of steps (a) followed by (b) followed by (c) followed by (d) optionally but preferably followed by (e).

15. A process according to any of Claims 1-3, 11, 13 and 14 having said sequence of steps (a) followed by (b) followed by (c) followed by (d), and wherein (c) is characterized by the sequence of:

- (i) rinsing said load of fabric articles one or more times at least partially in the presence of a lipophilic cleaning fluid; and
- (ii) treating said load of fabric articles with a fabric refreshment composition in the presence of said lipophilic cleaning fluid.

16. A method for modifying a tactile or visual appearance property of a fabric article characterized by contacting the fabric article with a lipophilic cleaning fluid.

17. The method according to Claim 16 wherein said fabric article has a prior history of treatment with fabric softeners.

18. The method according to any of Claims 16 or 17 wherein said lipophilic cleaning fluid is characterized by a member selected from the group consisting of:

- (i) linear and cyclic siloxanes having a normal boiling point of from 180 deg. C to 250 deg. C and a viscosity of no more than 10 cS;
- (ii) dipropylene glycol dimethyl ether; and
- (iii) mixtures thereof.

19. A process according to any of Claims 1-3, 11, 13 and 14 wherein the fluids in steps (c) and (d) are characterized by chemically differing predominant fluids.

INTERNATIONAL SEARCH REPORT

Intern: Application No

PCT/US 01/18197

A. CLASSIFICATION OF SUBJECT MATTER		
IPC 7	D06L1/00	D06L1/04
	D06F25/00	
	D06L1/08	D06L1/12
		D06L1/22
According to International Patent Classification (IPC) or to both national classification and IPC		
B. FIELDS SEARCHED		
Minimum documentation searched (classification system followed by classification symbols)		
IPC 7	C11D	D06L D06F
Documentation searched other than minimum documentation to the extent that such documents are included in the fields searched		
Electronic data base consulted during the international search (name of data base and, where practical, search terms used)		
WPI Data, EPO-Internal, PAJ		
C. DOCUMENTS CONSIDERED TO BE RELEVANT		
Category °	Citation of document, with indication, where appropriate, of the relevant passages	Relevant to claim No.
X	WO 97 35061 A (R R STREET & CO INC) 25 September 1997 (1997-09-25) abstract page 6, line 21 -page 7, line 28	4-8,12, 16,19
A	page 18, line 26 -page 19, line 2; examples 1,2	1-3,9, 10,14,15
X	US 6 063 135 A (BERNDT DIETER R ET AL) 16 May 2000 (2000-05-16) cited in the application	4,5,7, 16,18
A	abstract	1-3,6,7, 14,15
X	DE 37 39 711 A (KREUSSLER CHEM FAB) 8 June 1989 (1989-06-08)	4,5,7, 16,18
A	example 1	1-3,6
	-/--	
<input checked="" type="checkbox"/> Further documents are listed in the continuation of box C. <input checked="" type="checkbox"/> Patent family members are listed in annex.		
° Special categories of cited documents :		
A document defining the general state of the art which is not considered to be of particular relevance *E* earlier document but published on or after the international filing date *L* document which may throw doubts on priority claim(s) or which is cited to establish the publication date of another citation or other special reason (as specified) *O* document referring to an oral disclosure, use, exhibition or other means *P* document published prior to the international filing date but later than the priority date claimed		*T* later document published after the international filing date or priority date and not in conflict with the application but cited to understand the principle or theory underlying the invention *X* document of particular relevance; the claimed invention cannot be considered novel or cannot be considered to involve an inventive step when the document is taken alone *Y* document of particular relevance; the claimed invention cannot be considered to involve an inventive step when the document is combined with one or more other such documents, such combination being obvious to a person skilled in the art. *&* document member of the same patent family
Date of the actual completion of the international search		Date of mailing of the international search report
16 October 2001		24/10/2001
Name and mailing address of the ISA European Patent Office, P.B. 5818 Patentlaan 2 NL - 2280 HV Rijswijk Tel. (+31-70) 340-2040, Tx. 31 651 epo nl, Fax: (+31-70) 340-3016		Authorized officer Saunders, T

INTERNATIONAL SEARCH REPORT

Intern: l Application No

PCT/US 01/18197

C.(Continuation) DOCUMENTS CONSIDERED TO BE RELEVANT		
Category °	Citation of document, with indication, where appropriate, of the relevant passages	Relevant to claim No.
X	EP 0 182 583 A (DOW CORNING) 28 May 1986 (1986-05-28) abstract	4,5,7, 16,18
X A	--- WO 82 02218 A (ELECTROLUX AB) 8 July 1982 (1982-07-08) abstract; example 2	4,5,7, 12,16 1-3,6, 8-10,14, 15,19
X A	--- US 4 137 044 A (FLOWER DAVID M) 30 January 1979 (1979-01-30) cited in the application example 1	4,5,7,12 1-3,6, 8-10,14, 15
X A	--- US 4 207 072 A (SCHUIERER MANFRED) 10 June 1980 (1980-06-10) claims 1,7-9	4,5,7 1-3,6, 14-16,19
X A	--- WO 94 01227 A (CLOROX CO) 20 January 1994 (1994-01-20) cited in the application abstract	4,5,7 1-3,6, 8-10,14, 15

INTERNATIONAL SEARCH REPORT

Intern: I Application No

PCT/US 01/18197

Patent document cited in search report		Publication date	Patent family member(s)	Publication date
WO 9735061	A	25-09-1997	US 5876461 A	02-03-1999
			AU 2332097 A	10-10-1997
			BR 9708214 A	24-10-2000
			CA 2249211 A1	25-09-1997
			CN 1218523 A	02-06-1999
			EP 0888474 A1	07-01-1999
			JP 2000506943 T	06-06-2000
			WO 9735061 A1	25-09-1997
US 6063135	A	16-05-2000	US 5942007 A	24-08-1999
			US 5865852 A	02-02-1999
			AU 4993599 A	07-02-2000
			AU 5101799 A	07-02-2000
			BR 9912088 A	10-04-2001
			BR 9912811 A	02-05-2001
			CN 1309733 T	22-08-2001
			CN 1309734 T	22-08-2001
			EP 1084289 A1	21-03-2001
			EP 1092056 A1	18-04-2001
			NO 20010231 A	14-03-2001
			NO 20010232 A	14-03-2001
			WO 0004221 A1	27-01-2000
			WO 0004222 A1	27-01-2000
			US 6042617 A	28-03-2000
			US 6056789 A	02-05-2000
			US 6042618 A	28-03-2000
US 6086635 A	11-07-2000			
US 6059845 A	09-05-2000			
DE 3739711	A	08-06-1989	DE 3739711 A1	08-06-1989
EP 0182583	A	28-05-1986	AU 585906 B2	29-06-1989
			AU 4981785 A	22-05-1986
			CA 1239326 A1	19-07-1988
			DE 3583377 D1	08-08-1991
			EP 0182583 A2	28-05-1986
			JP 1502875 C	28-06-1989
			JP 61119765 A	06-06-1986
			JP 63050463 B	07-10-1988
			US 4685930 A	11-08-1987
WO 8202218	A	08-07-1982	DE 3152654 T	11-08-1983
			GB 2104117 A ,B	02-03-1983
			WO 8202218 A1	08-07-1982
			SE 448003 B	12-01-1987
			SE 8204662 A	11-08-1982
			US 4650493 A	17-03-1987
US 4137044	A	30-01-1979	CA 1099457 A1	21-04-1981
			DE 2813637 A1	18-01-1979
			GB 1599460 A	07-10-1981
			JP 54018159 A	09-02-1979
			ZA 7802275 A	25-04-1979
US 4207072	A	10-06-1980	DE 2409488 A1	04-09-1975
			FR 2262709 A1	26-09-1975
			GB 1493972 A	07-12-1977
			IT 1033248 B	10-07-1979

INTERNATIONAL SEARCH REPORT

Intern: al Application No

PCT/US 01/18197

Patent document cited in search report		Publication date	Patent family member(s)	Publication date
US 4207072	A		JP 1225569 C	31-08-1984
			JP 50121573 A	23-09-1975
			JP 58053112 B	26-11-1983
<hr/>				
WO 9401227	A	20-01-1994	US 5370742 A	06-12-1994
			AU 666574 B2	15-02-1996
			AU 4672493 A	31-01-1994
			BR 9306718 A	08-12-1998
			CA 2139952 A1	20-01-1994
			DE 69327003 D1	16-12-1999
			DE 69327003 T2	17-02-2000
			EP 0650401 A1	03-05-1995
			ES 2137995 T3	01-01-2000
			WO 9401227 A1	20-01-1994
<hr/>				