



(12) **United States Design Patent**  
**Johnson et al.**

(10) **Patent No.:** **US D915,564 S**  
(45) **Date of Patent:** **\*\* Apr. 6, 2021**

- (54) **END CAP SEAL**
- (71) Applicant: **Donaldson Company, Inc.,**  
Minneapolis, MN (US)
- (72) Inventors: **Steven A. Johnson,** St. Paul, MN (US);  
**Stephan A. Graham,** Minneapolis, MN (US)
- (73) Assignee: **Donaldson Company, Inc.,**  
Minneapolis, MN (US)
- (\*\*) Term: **15 Years**
- (21) Appl. No.: **29/679,774**
- (22) Filed: **Feb. 8, 2019**
- (51) **LOC (13) Cl.** ..... **23-01**
- (52) **U.S. Cl.**  
USPC ..... **D23/260; D23/269**
- (58) **Field of Classification Search**  
USPC ..... D23/259–262, 265–266, 269;  
210/497.01, 493.2; 138/96 R, 90, 92;  
4/293, 295; 220/787, 789, 791; D9/439,  
D9/443; 277/315–316, 500, 562, 572  
See application file for complete search history.

D696,751 S \* 12/2013 Beagen, Jr. .... D23/269  
8,864,866 B2 10/2014 Osendorf et al.  
D748,228 S \* 1/2016 Bayyouk ..... D23/269  
(Continued)

**FOREIGN PATENT DOCUMENTS**

WO 2019/032707 A1 2/2019

**OTHER PUBLICATIONS**

Donaldson Filtration Solutions Brochure; Copyright 2017, Visited Online Sep. 14, 2020; <https://www.donaldson.com/content/dam/donaldson/engine-hydraulics-bulk/literature/north-america/air/F111080-ENG/Air-Intake-Filtration-Capabilities.pdf> (Year: 2017).\*

*Primary Examiner* — Amy C Wierenga  
(74) *Attorney, Agent, or Firm* — Mueting Raasch Group

(57) **CLAIM**  
The ornamental design for an end cap seal, as shown and described.

**DESCRIPTION**

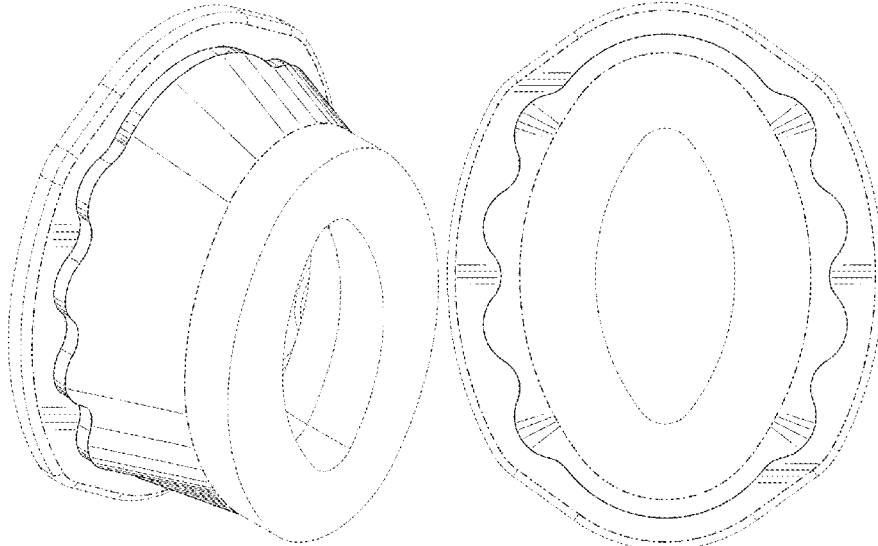
FIG. 1 is a front right perspective view of an end cap seal in accordance with the claimed design;  
 FIG. 2 is a rear right perspective view of the design of FIG. 1;  
 FIG. 3 is a front elevation view of the design of FIG. 1;  
 FIG. 4 is a right side elevation view of the design of FIG. 1, the left side elevation view is a mirror image thereof;  
 FIG. 5 is a top plan view of the design of FIG. 1, the bottom plan view is a mirror image thereof; and,  
 FIG. 6 is a rear elevation view of the design of FIG. 1.  
 The dash-dash broken lines in the figures represent unclaimed subject matter and form no part of the claimed design.  
 The dot-dash broken lines in the figures immediately adjacent the surface shading represent a boundary between claimed and unclaimed subject matter and form no part of the claimed design.

(56) **References Cited**

**U.S. PATENT DOCUMENTS**

4,159,197 A \* 6/1979 Schuler ..... B01D 46/2411  
55/379  
D256,499 S \* 8/1980 Foreman ..... D23/269  
D372,765 S \* 8/1996 Sisk ..... D23/269  
D399,932 S \* 10/1998 Heathcote ..... D23/269  
6,042,967 A \* 3/2000 Sargeant ..... H01M 2/0421  
429/163  
6,127,062 A \* 10/2000 Sargeant ..... H01M 2/0417  
429/53  
D616,966 S \* 6/2010 Angell ..... D23/262  
D692,391 S \* 10/2013 Kim ..... D13/154  
8,580,004 B1 11/2013 Clements

**1 Claim, 6 Drawing Sheets**



(56)

**References Cited**

U.S. PATENT DOCUMENTS

9,616,371 B1 4/2017 Clements  
D800,894 S \* 10/2017 Raether ..... D23/386  
D802,104 S \* 11/2017 Nagahamaya ..... D23/269  
D834,156 S \* 11/2018 Soria ..... D23/269  
2005/0166561 A1 \* 8/2005 Schrage ..... F02M 35/024  
55/498  
2008/0102366 A1 \* 5/2008 Anglin ..... H01M 2/0421  
429/174  
2016/0045848 A1 \* 2/2016 Campbell ..... B01D 46/0005  
55/357

\* cited by examiner

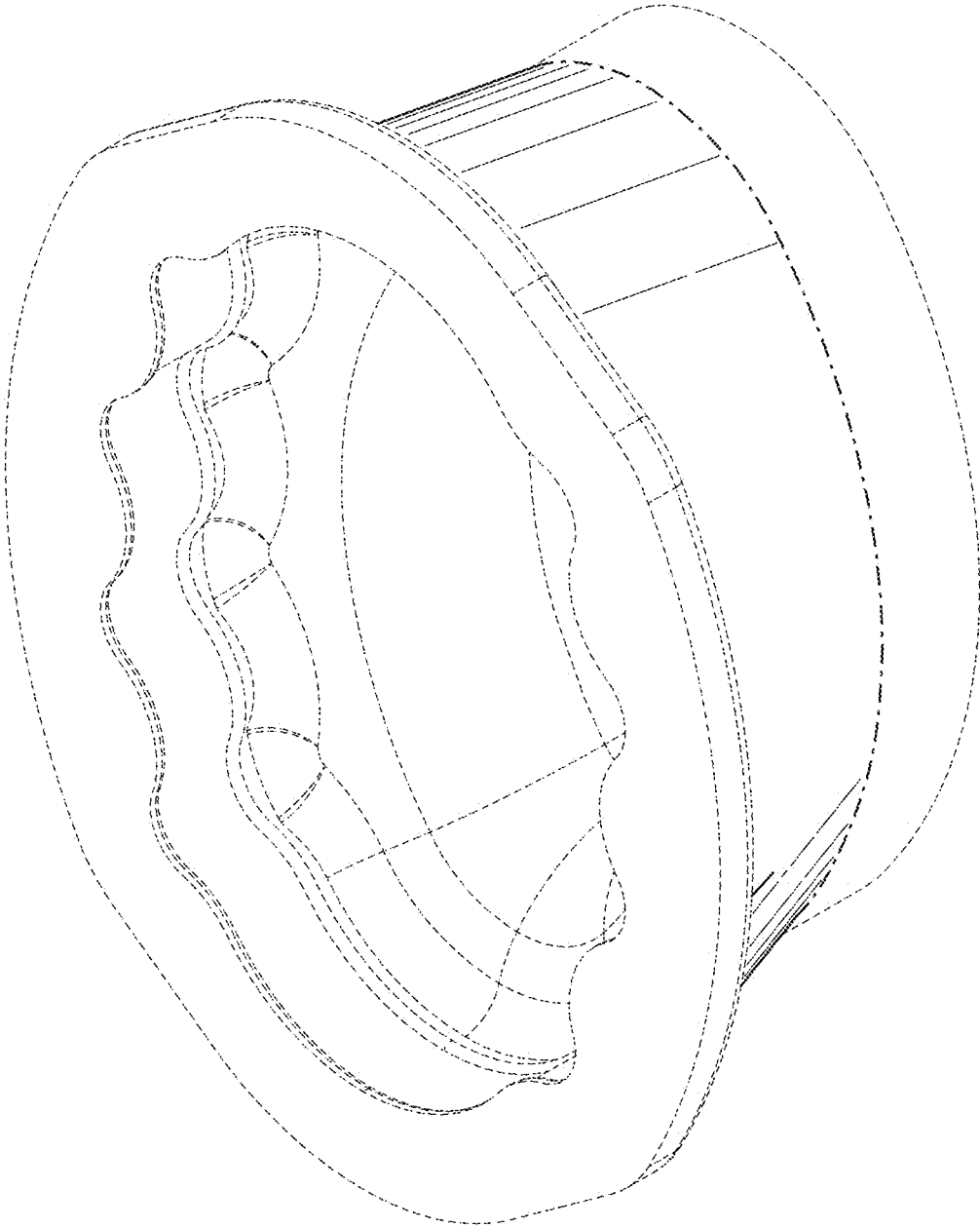


FIG. 1

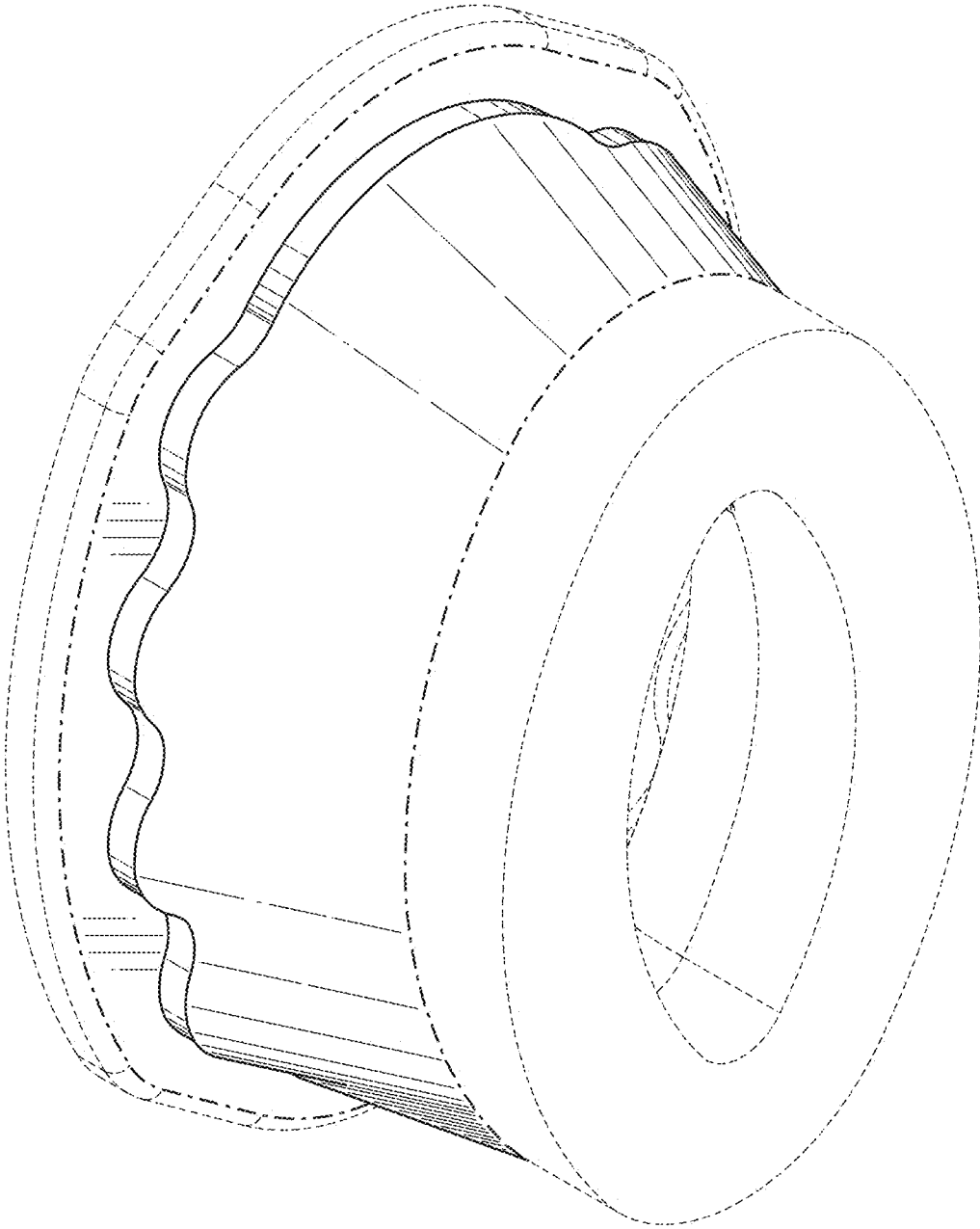


FIG. 2

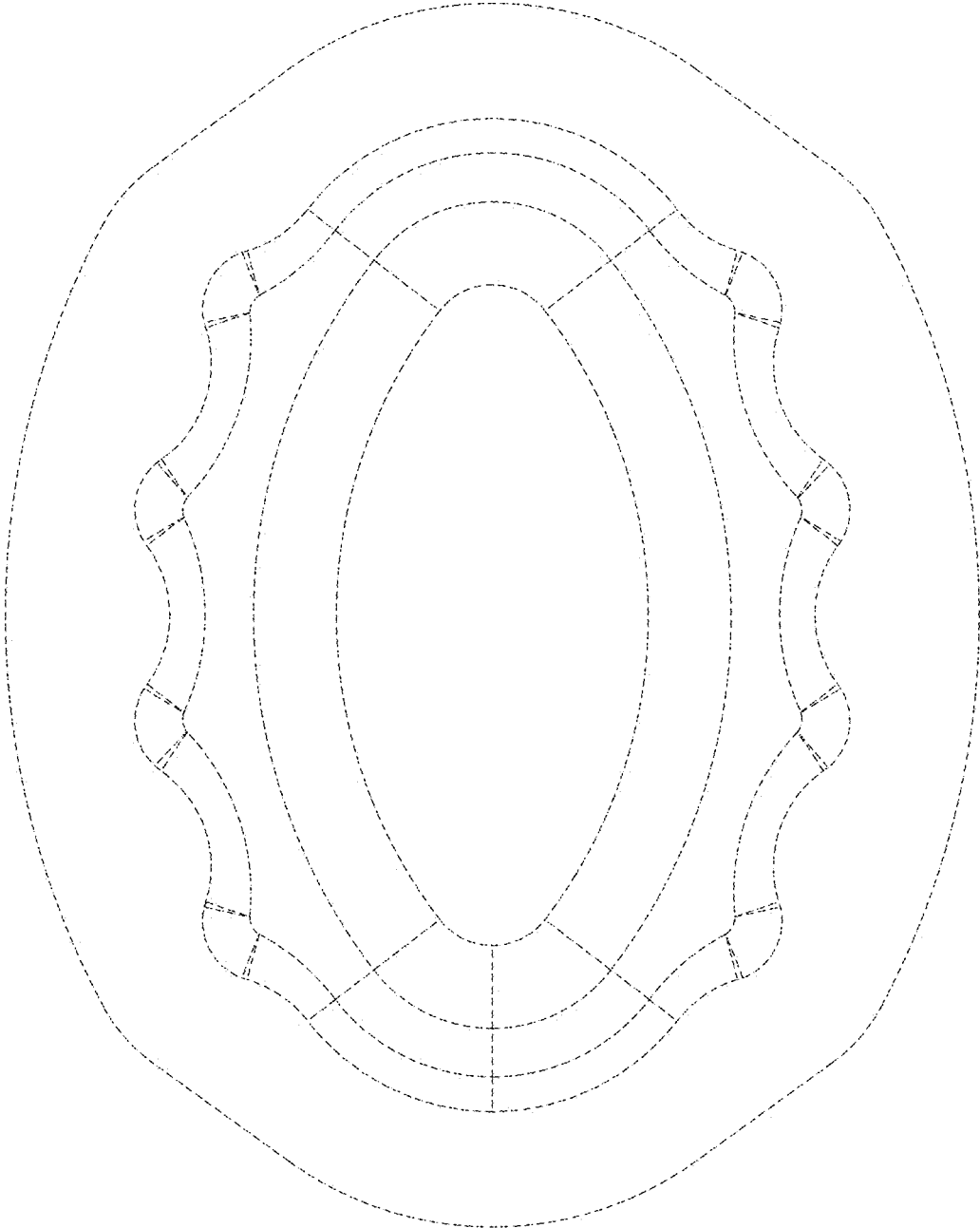


FIG. 3

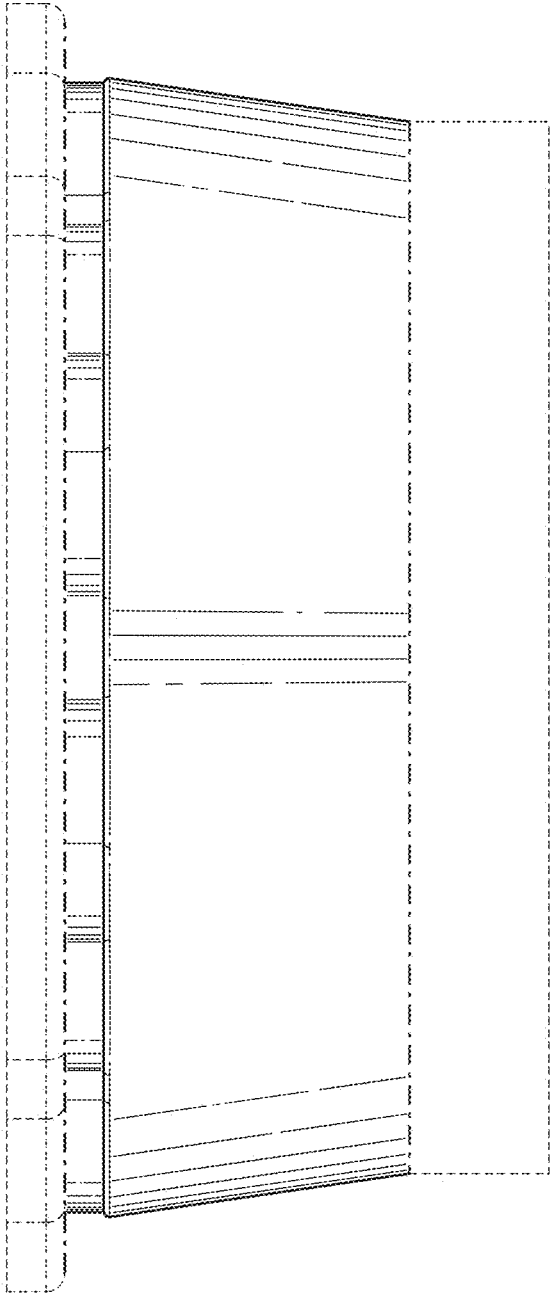


FIG. 4

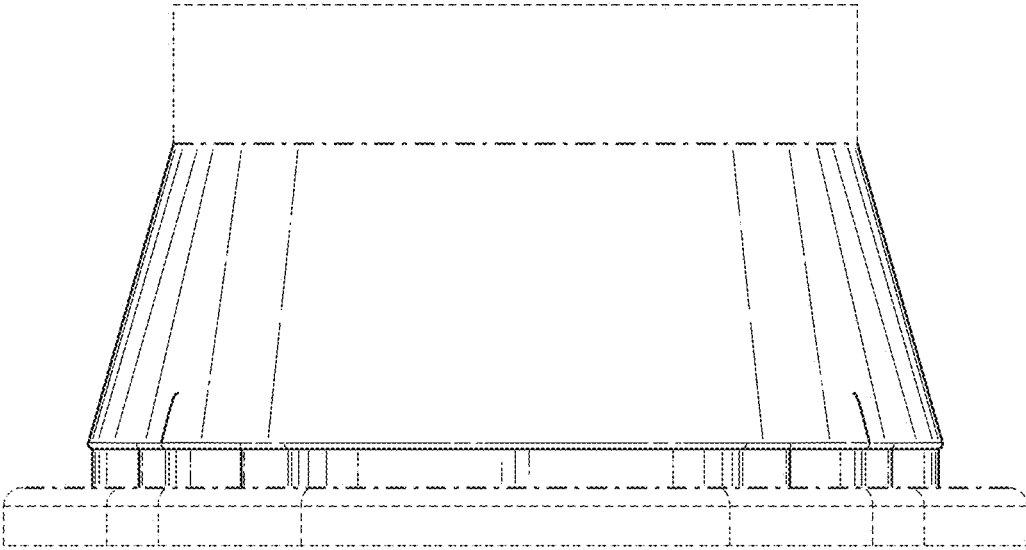


FIG. 5

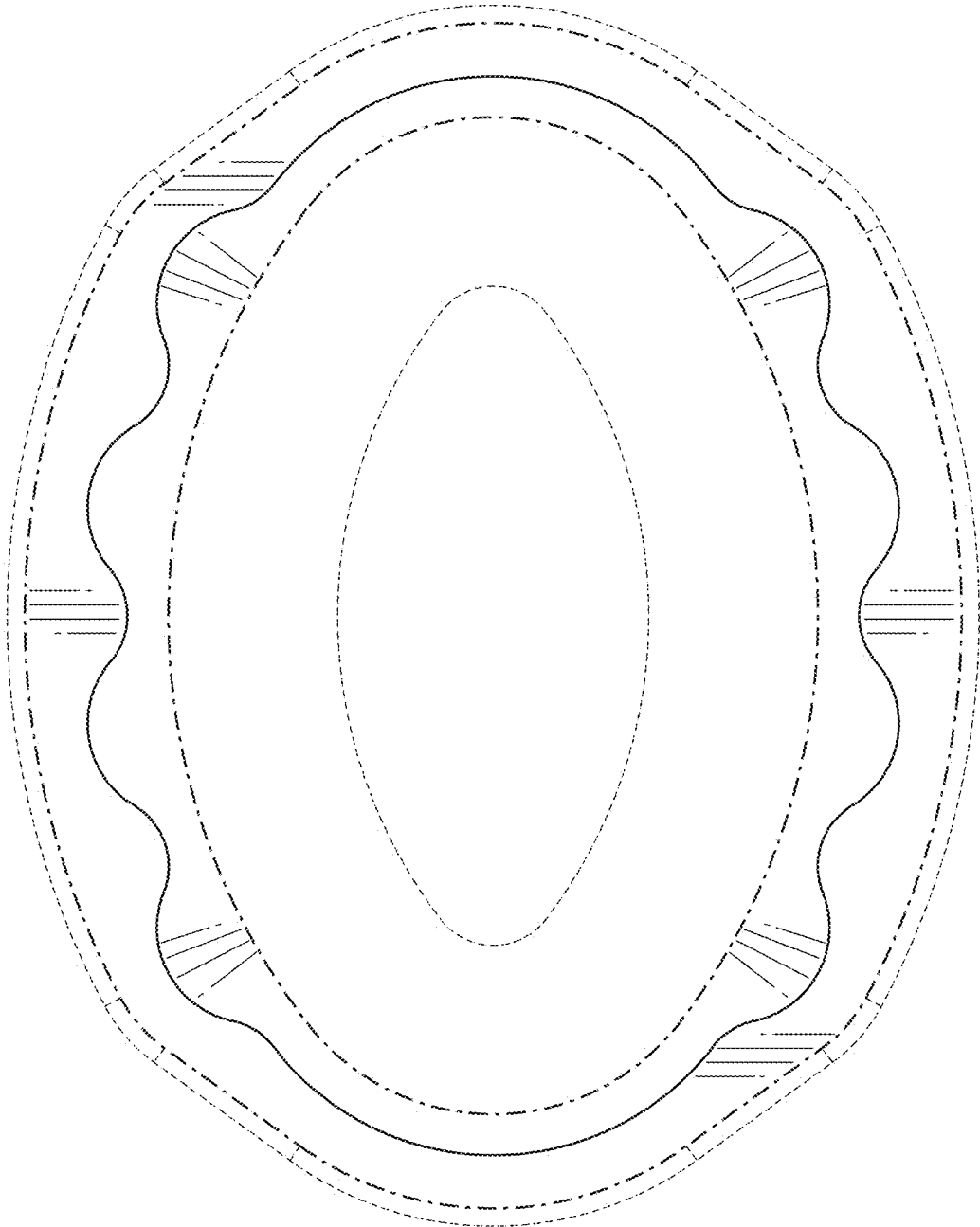


FIG. 6