

(12) STANDARD PATENT
(19) AUSTRALIAN PATENT OFFICE

(11) Application No. **AU 2019242604 B2**

(54) Title
Rimegepant for CGRP related disorders

(51) International Patent Classification(s)
A61K 31/437 (2006.01) **C07D 401/12** (2006.01)
A61K 31/444 (2006.01) **C07D 401/14** (2006.01)
A61P 25/06 (2006.01) **C07D 471/04** (2006.01)

(21) Application No: **2019242604** (22) Date of Filing: **2019.03.25**

(87) WIPO No: **WO19/191008**

(30) Priority Data

(31) Number	(32) Date	(33) Country
62/647,794	2018.03.25	US
62/664,761	2018.04.30	US
62/774,285	2018.12.02	US
62/777,180	2018.12.09	US
62/777,625	2018.12.10	US

(43) Publication Date: **2019.10.03**

(44) Accepted Journal Date: **2025.01.02**

(71) Applicant(s)
Pfizer Ireland Pharmaceuticals

(72) Inventor(s)
CORIC, Vladimir;CROOP, Robert

(74) Agent / Attorney
AJ PARK, PO Box 949, Wellington, 6140, NZ

(56) Related Art
US 2013/0225636 A1
ANONYMOUS: "Safety and Efficacy Study in Adult Subjects With Acute Migraines", 27 July 2017 (2017-07-27), pages 1 - 14, XP009523944, Retrieved from the Internet [retrieved on 20190502]
RONALD MARCUS ET AL: "BMS-927711 for the Acute Treatment of Migraine: A Double-Blind, Randomized, Placebo Controlled, Dose-Ranging Trial", CEPHALALGIA, vol. 34, no. 2, 21 August 2013, pages 114 - 125.
US 9192580 B2
TONY W HO; ET AL: "Randomized Controlled Trial of the CGRP Receptor Antagonist Telcagepant for Migraine Prevention", NEUROLOGY, vol. 83, no. 11, 31 August 2014, pages 958 - 966,



(51) International Patent Classification:

A61K 31/437 (2006.01) C07D 401/14 (2006.01)

A61K 31/444 (2006.01) C07D 471/04 (2006.01)

C07D 401/12 (2006.01) A61P 25/06 (2006.01)

(21) International Application Number:

PCT/US2019/023940

(22) International Filing Date:

25 March 2019 (25.03.2019)

(25) Filing Language:

English

(26) Publication Language:

English

(30) Priority Data:

62/647,794 25 March 2018 (25.03.2018) US

62/664,761 30 April 2018 (30.04.2018) US

62/774,285 02 December 2018 (02.12.2018) US

62/777,180 09 December 2018 (09.12.2018) US

62/777,625 10 December 2018 (10.12.2018) US

(71) Applicant: BIOHAVEN PHARMACEUTICAL

HOLDING COMPANY LTD. [US/US]; 215 Church Street, New Haven, Connecticut 06510 (US).

(72) Inventors: **CORIC, Vladimir**; 215 Church Street, New Haven, Connecticut 06510 (US). **CROOP, Robert**; 215 Church Street, New Haven, Connecticut 06510 (US).

(74) Agent: **VOLLES, Warren** et al.; P.O. Box 689, 67 Sterling Hill Road, Old Lyme, Connecticut 06371 (US).

(81) Designated States (unless otherwise indicated, for every kind of national protection available): AE, AG, AL, AM, AO, AT, AU, AZ, BA, BB, BG, BH, BN, BR, BW, BY, BZ, CA, CH, CL, CN, CO, CR, CU, CZ, DE, DJ, DK, DM, DO, DZ, EC, EE, EG, ES, FI, GB, GD, GE, GH, GM, GT, HN, HR, HU, ID, IL, IN, IR, IS, JO, JP, KE, KG, KH, KN, KP, KR, KW, KZ, LA, LC, LK, LR, LS, LU, LY, MA, MD, ME, MG, MK, MN, MW, MX, MY, MZ, NA, NG, NI, NO, NZ, OM, PA, PE, PG, PH, PL, PT, QA, RO, RS, RU, RW, SA, SC, SD, SE, SG, SK, SL, SM, ST, SV, SY, TH, TJ, TM, TN, TR, TT, TZ, UA, UG, US, UZ, VC, VN, ZA, ZM, ZW.

(84) Designated States (unless otherwise indicated, for every kind of regional protection available): ARIPO (BW, GH, GM, KE, LR, LS, MW, MZ, NA, RW, SD, SL, ST, SZ, TZ, UG, ZM, ZW), Eurasian (AM, AZ, BY, KG, KZ, RU, TJ, TM), European (AL, AT, BE, BG, CH, CY, CZ, DE, DK, EE, ES, FI, FR, GB, GR, HR, HU, IE, IS, IT, LT, LU, LV,

(54) Title: RIMEGEPANT FOR CGRP RELATED DISORDERS

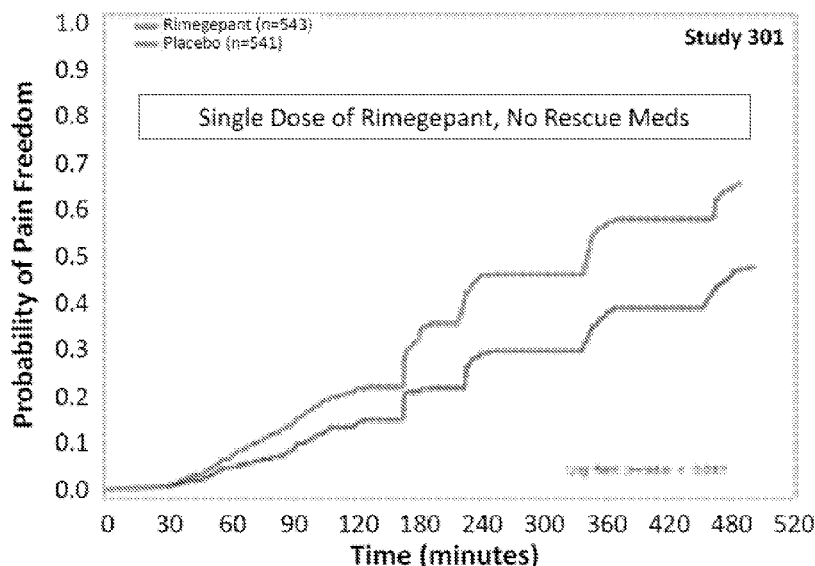


Figure 1

(57) Abstract: Disclosed are methods of treating CGRP related disorders, e.g., migraine, by administering to a patient in need thereof rimegepant or a pharmaceutically acceptable salt thereof. Pharmaceutical compositions comprising rimegepant and kits including the pharmaceutical compositions and instructions are also disclosed.



MC, MK, MT, NL, NO, PL, PT, RO, RS, SE, SI, SK, SM,
TR), OAPI (BF, BJ, CF, CG, CI, CM, GA, GN, GQ, GW,
KM, ML, MR, NE, SN, TD, TG).

Declarations under Rule 4.17:

- *as to applicant's entitlement to apply for and be granted a patent (Rule 4.17(ii))*
- *as to the applicant's entitlement to claim the priority of the earlier application (Rule 4.17(iii))*
- *of inventorship (Rule 4.17(iv))*

Published:

- *with international search report (Art. 21(3))*

RIMEGEPANT FOR CGRP RELATED DISORDERS

CROSS-REFERENCE TO RELATED APPLICATIONS

This application is a national stage application under 35 U.S.C. § 371 of International
Application No. PCT/US2019/023940, filed March 25, 2019, which claims priority to U.S.
Provisional Application No. 62/647,794 filed March 25, 2018, U.S. Provisional Application No.
62/664,761 filed April 30, 2018, U.S. Provisional Application No. 62/774,285 filed December
2, 2018, U.S. Provisional Application No. 62/777,180 filed December 9, 2018, and U.S.
Provisional Application No. 62/777,625 filed December 10, 2018, and all the benefits
accruing therefrom under 35 U.S.C. §119, the disclosure of each of which applications is
herein incorporated by reference in its entirety.

FIELD OF THE INVENTION

The present invention relates to the use of rimegepant and salts thereof for treating
CGRP-related disorders such as migraine.

BACKGROUND OF THE INVENTION

Migraine is a chronic and debilitating disorder characterized by recurrent attacks
lasting four to 72 hours with multiple symptoms, including typically one-sided, pulsating
headaches of moderate to severe pain intensity that are associated with nausea or
vomiting, and/or sensitivity to sound (phonophobia) and sensitivity to light
(photophobia). Migraines are often preceded by transient neurological warning
symptoms, known as auras, which typically involve visual disturbances such as flashing
lights, but may also involve numbness or tingling in parts of the body. Migraine is both
widespread and disabling. The Migraine Research Foundation ranks migraine as the
world's third most prevalent illness, and the Global Burden of Disease Study 2015 rates
migraine as the seventh highest specific cause of disability worldwide. According to the
Migraine Research Foundation, in the United States, approximately 36 million individuals
suffer from migraine attacks. While most sufferers experience migraine attacks once or
twice per month, more than 4 million people have chronic migraine, defined as
experiencing at least 15 headache days per month, of which at least eight are migraine,
for more than three months. Others have episodic migraine, which is characterized by
experiencing less than 15 migraine days per month. People with episodic migraine may
progress to chronic migraine over time. Migraine attacks can last four hours or up to

three days. More than 90% of individuals suffering from migraine attacks are unable to work or function normally during a migraine attack, with many experiencing comorbid conditions such as depression, anxiety and insomnia. Also, those suffering from migraine often have accompanying nausea and have an aversion to consuming food or liquids during an attack.

CGRP (calcitonin gene-related peptide) is a 37 amino acid neuropeptide, which belongs to a family of peptides that includes calcitonin, adrenomedullin and amylin. In humans, two forms of CGRP (α -CGRP and 13-CGRP) exist and have similar activities. They vary by three amino acids and exhibit differential distribution. At least two CGRP receptor subtypes may also account for differential activities. The CGRP receptor is located within pain-signaling pathways, intracranial arteries and mast cells and its activation is thought to play a causal role in migraine pathophysiology. For example, research and clinical studies have shown: serum levels of CGRP are elevated during migraine attacks, infusion of intravenous CGRP produces persistent pain in migraine sufferers and non-migraine sufferers, and treatment with anti-migraine drugs normalizes CGRP activity.

Possible CGRP involvement in migraine has been the basis for the development and clinical testing of a number of compounds, including for example, olcegepant (Boehringer Ingelheim, Ridgefield, CT), telcagepant (Merck Sharp & Dohme Corp., Kenilworth, NJ), ubrogepant (Allergan plc, Dublin, Ireland), rimegepant (Biohaven Pharmaceutical Holding Company Ltd., New Haven, CT), galcanezumab (Eli Lilly and Company, Indianapolis, IN), fremanezumab (Teva Pharmaceutical Industries, Petah Tikva, Israel), eptinezumab (Alder Biopharmaceuticals, Inc., Bothell, WA), and erenumab (Amgen Inc., Thousand Oaks, CA). Another compound recently studied for treatment of migraine is lasmiditan (Eli Lilly and Company, Indianapolis, IN).

Currently, clinicians use a number of pharmacologic agents for the acute treatment of migraine. A study published by the American Headache Society in 2015 concluded that the medications deemed effective for the acute treatment of migraine fell into the following classes: triptans, ergotamine derivatives, non-steroidal anti-inflammatory drugs ("NSAIDs"), opioids and combination medications. The current standard of care for the acute treatment of migraine is prescription of triptans, which are serotonin 5-HT_{1B/1D} receptor agonists. Triptans have been developed and approved for the acute treatment of migraine over the past two decades. The initial introduction of triptans represented a shift toward drugs more selectively targeting the suspected

pathophysiology of migraine. While triptans account for almost 80% of anti-migraine therapies prescribed at office visits by healthcare providers, issues such as an incomplete effect or headache recurrence remain important clinical limitations. In fact, only about 30% of patients from clinical trials are pain free at two hours after taking triptans. In addition, triptans are contraindicated in patients with cardiovascular disease, cerebrovascular disease, or significant risk factors for either because of potential systemic and cerebrovascular vasoconstriction from the 5-HT_{1B}-mediated effects. Also, according to a January 2017 study published in the journal *Headache*, an estimated 2.6 million migraine sufferers in the United States have a cardiovascular event, condition or procedure that limits the potential of triptans as a treatment option.

Accordingly, there remains a significant unmet medical need for the treatment of migraine that may provide enhanced patient benefits compared to existing therapies. In addition, CGRP receptor antagonists may be useful pharmacological agents for disorders that involve other CGRP disorders. In addition to migraine, such disorders may include cluster headache (Doods (2001) *Curr. Opin. Invest. Drugs* 2, 1261-1268; Edvinsson *et al.* (1994) *Cephalalgia* 14, 320-327); chronic tension type headache (Ashina *et al.* (2000) *Neurology* 14, 1335-1340); pain (Yu *et al.* (1998) *Eur. J Pharmacol.* 347, 275-282); chronic pain (Hulsebosch *et al.* (2000) *Pain* 86, 163-175); neurogenic inflammation and inflammatory pain (Holzer (1988) *Neuroscience* 24, 739-768; Delay-Goyet *et al.* (1992) *Acta Physiol. Scand.* 146, 537-538; Salmon *et al.* (2001) *Nature Neurosci.* 4, 357-358); eye pain (May *et al.* (2002) *Cephalalgia* 22, 195-196), tooth pain (Awawdeh *et al.* (2002) *Int. Endocrin. J* 35, 30-36), non-insulin dependent diabetes mellitus (Molina *et al.* (1990) *Diabetes* 39, 260- 265); vascular disorders; inflammation (Zhang *et al.* (2001) *Pain* 89,265); arthritis, bronchial hyperreactivity, asthma, (Foster *et al.* (1992) *Ann. NY Acad. Sci.* 657, 397-404; Schini *et al.* (1994) *Am. J Physiol.* 267, H2483-H2490; Zheng *et al.* (1993) *J Viral.* 67, 5786-5791); shock, sepsis (Beer *et al.* (2002) *Crit. Care Med.* 30, 1794-1798); opiate withdrawal syndrome (Salmon *et al.* (2001) *Nature Neurosci.* 4, 357-358); morphine tolerance (Menard *et al.* (1996) *J Neurosci.* 16, 2342-2351); hot flashes in men and women (Chen *et al.* (1993) *Lancet* 342, 49; Spetz *et al.* (2001) *J Urology* 166, 1720-1723); allergic dermatitis (Wallengren (2000) *Contact Dermatitis* 43, 137-143); psoriasis; encephalitis, brain trauma, ischaemia, stroke, epilepsy, and neurodegenerative diseases (Rohrenbeck *et al.* (1999) *Neurobiol. Dis.* 6, 15-34); skin diseases (Geppetti and Holzer, Eds., *Neurogenic Inflammation*, 1996, CRC Press, Boca

Raton, FL), neurogenic cutaneous redness, skin rosaceousness and erythema; tinnitus (Herzog *et al.* (2002) *J Membr. Biol.* 189,225); obesity (Walker *et al.* (2010) *Endocrinology* 151, 4257-4269); inflammatory bowel disease, irritable bowel syndrome, (Hoffman *et al.* (2002) *Scand. J Gastroenterol.* 37, 414-422) and cystitis.

5 It is an object of the present invention to go at least some way to meeting one or more of the aforementioned needs, or to at least provide the public with a useful choice.

SUMMARY OF THE INVENTION

10 The present invention is directed, among other things, to the treatment of CGRP related disorders, e.g., migraine, with rimegepant and salts thereof. By virtue of the present invention, it may now be possible to provide more effective GCRP related treatments to patients. Patients suffering from migraine may experience an improved response in one or more areas including, for example, fewer migraine headaches,
15 improvements in pain freedom or freedom from most bothersome symptoms.

In one aspect of the invention, there is provided a method of treating migraine in a patient in need thereof, comprising administering to the patient a pharmaceutical composition comprising a pharmaceutically acceptable carrier and a therapeutically effective amount of rimegepant, or a pharmaceutically acceptable salt thereof, wherein
20 the pharmaceutical composition is in the form of an oral fast-dispersing dosage form and wherein the pharmaceutical composition comprises fish gelatin.

In one aspect of the invention, there is provided a method of treating migraine in a patient in need thereof, comprising administering to the patient a pharmaceutical composition comprising a pharmaceutically acceptable carrier and a therapeutically
25 effective amount of rimegepant, or a pharmaceutically acceptable salt thereof, in order to provide Pain Freedom of the pharmaceutical composition of at about 30% greater than placebo, wherein the pharmaceutical composition is in the form of an oral fast-dispersing dosage form and wherein the pharmaceutical composition comprises fish gelatin.

In one aspect of the invention, there is provided a method of treating migraine in
30 a patient in need thereof, comprising administering to the patient a pharmaceutical composition comprising a pharmaceutically acceptable carrier and a therapeutically effective amount of rimegepant, or a pharmaceutically acceptable salt thereof, in order to provide Freedom from MBS of the pharmaceutical composition of at about 30% greater than placebo, wherein the pharmaceutical composition is in the form of an oral

fast-dispersing dosage form and wherein the pharmaceutical composition comprises fish gelatin.

5 In one aspect of the invention, there is provided a pharmaceutical composition comprising a pharmaceutically acceptable carrier and a therapeutically effective amount of rimegepant, or a pharmaceutically acceptable salt thereof, , wherein the pharmaceutical composition is in the form of an oral fast-dispersing dosage form and wherein the pharmaceutical composition comprises fish gelatin.

10 In one aspect of the disclosure, there is provided a method of treating migraine in a patient in need thereof, comprising administering to the patient a pharmaceutical composition comprising a therapeutically effective amount of rimegepant, or a pharmaceutically acceptable salt thereof, in order to provide decrease in the number of migraines per month for said patient of at least 20%.

15 In one aspect of the disclosure, the decrease in the number of migraines per month for said patient of at least 30%. In one aspect of the invention, the decrease in the number of migraines per month for said patient of at least 40%.

20 In one aspect of the disclosure, there is provided a method of treating migraine in a patient in need thereof, comprising administering to the patient a pharmaceutical composition comprising a therapeutically effective amount of rimegepant, or a pharmaceutically acceptable salt thereof, in order to provide Pain Freedom of the pharmaceutical composition of at about 30% greater than placebo.

25 In one aspect of the disclosure, the Pain Freedom is at least about 50% greater than placebo. In one aspect of the invention, the Pain Freedom of the pharmaceutical composition is from about 30-75% greater than placebo. In one aspect of the invention, the Pain Freedom is from about 35-65% greater than placebo.

30 In one aspect of the disclosure, there is provided a method of treating migraine in a patient in need thereof, comprising administering to the patient a pharmaceutical composition comprising a therapeutically effective amount of rimegepant, or a pharmaceutically acceptable salt thereof, in order to provide Freedom from MBS of the pharmaceutical composition of at about 30% greater than placebo.

In one aspect of the disclosure, the Freedom from MBS is at least about 40% greater than placebo. In one aspect of the invention, the Freedom from MBS is from about 30-50% greater than placebo. In one aspect of the invention, the Freedom from MBS is from about 35-65% greater than placebo.

In one aspect of the disclosure, the method provides an AUC_{0-t} of from about 80-125% of 5000 (hr*ng/mL). In one aspect of the invention, the method provides an AUC_{0-t} of from about 85-115% of 5000 (hr*ng/mL). In one aspect of the invention, the method provides an AUC_{0-t} of from about 90-105% of 5000 (hr*ng/mL).

5 In one aspect of the disclosure, the method provides a C_{max} of from about 80-125% of 835 (ng/mL). In one aspect of the invention, the method provides a C_{max} of from about 85-120% of 835 (ng/mL). In one aspect of the invention, the method provides a C_{max} of from about 95-115% of 835 (ng/mL).

10 In one aspect of the disclosure, the pharmaceutical composition is administered by oral, sublingual or buccal administration.

In one aspect of the disclosure, the pharmaceutical composition comprises from about 10 to 600 mg of rimegepant or a pharmaceutically acceptable salt thereof. In one aspect of the invention, the pharmaceutical composition comprises from about 25 to 300 mg of rimegepant or a pharmaceutically acceptable salt thereof. In one aspect of the invention, the pharmaceutical composition comprises from about 25 to 150 mg of rimegepant or a pharmaceutically acceptable salt thereof. In one aspect of the invention, the pharmaceutical composition comprises from about 50 to 100 mg of rimegepant or a pharmaceutically acceptable salt thereof. In one aspect of the invention, the pharmaceutical composition comprises from about 70 to 80 mg of rimegepant or a pharmaceutically acceptable salt thereof. In one aspect of the invention, the pharmaceutical composition comprises about 75 mg of rimegepant or a pharmaceutically acceptable salt thereof. In one aspect of the invention, the pharmaceutical composition comprises about 150 mg of rimegepant or a pharmaceutically acceptable salt thereof. In one aspect of the invention, the pharmaceutical composition comprises about 37.5 mg of rimegepant or a pharmaceutically acceptable salt thereof.

25 In one aspect of the disclosure, the rimegepant is in the form of a hemisulfate sesquihydrate salt.

In one aspect of the disclosure, there is provided a pharmaceutical composition comprising a therapeutically effective amount of rimegepant, or a pharmaceutically acceptable salt thereof, in order to provide an AUC_{0-t} of from about 80-125% of 5000 (hr*ng/mL).

30 In one aspect of the disclosure, there is provided a pharmaceutical composition comprising a therapeutically effective amount of rimegepant, or a pharmaceutically acceptable salt thereof, in order to provide a C_{max} of from about 80-125% of 835 (ng/mL).

5 In one aspect of the disclosure, the pharmaceutical composition is provided in the form of a tablet. In one aspect of the invention, the pharmaceutical composition comprises from about 50-60 wt% rimegepant hemisulfate sesquihydrate, about 30-35 wt% microcrystalline cellulose, about 2-7 wt% hydroxypropyl cellulose, about 3-7 wt% croscarmellose sodium, and about 0.1-1.0 wt% magnesium stearate. In one aspect of the invention, the pharmaceutical composition comprises about 57.1 wt% rimegepant hemisulfate sesquihydrate, about 33.4 wt% microcrystalline cellulose, about 4.0 wt% hydroxypropyl cellulose, about 5.0 wt% croscarmellose sodium, and about 0.5 wt% magnesium stearate.

10 In one aspect of the disclosure, the pharmaceutical composition is provided in the form of an oral solid molded fast-dispersing dosage form. In one aspect of the invention, the pharmaceutical composition comprises from about 70-80 wt% rimegepant hemisulfate sesquihydrate, about 10-20 wt% fish gelatin, about 10-20 wt% of a filler, and 0.1-5.0 wt% of a flavorant. In one aspect of the invention, the filler is mannitol.

15 In one aspect of the disclosure, there is provided a method of treating a condition associated with aberrant levels of CGRP in a patient in need thereof, comprising administering to the patient a pharmaceutical composition comprising a therapeutically effective amount of rimegepant, or a pharmaceutically acceptable salt thereof, in order to provide an AUC_{0-t} of from about 80-125% of 5000 (hr*ng/mL).

20 In one aspect of the disclosure, there is provided a method of treating a condition associated with aberrant levels of CGRP in a patient in need thereof, comprising administering to the patient a pharmaceutical composition comprising a therapeutically effective amount of rimegepant, or a pharmaceutically acceptable salt thereof, in order to provide a C_{max} of from about 80-125% of 835 (ng/mL). In one aspect
25 of the invention, the disorder is selected from: migraine and cluster headache; chronic tension type headache; chronic pain; neurogenic inflammation and inflammatory pain; eye pain; tooth pain; non-insulin dependent diabetes mellitus; vascular disorders; inflammation; arthritis; bronchial hyperreactivity; asthma; shock; sepsis; opiate withdrawal syndrome; morphine tolerance; hot flashes in men and women; allergic
30 dermatitis; psoriasis; encephalitis, brain trauma, ischaemia, stroke, epilepsy, and neurodegenerative diseases; skin diseases; neurogenic cutaneous redness, skin rosaceousness and erythema; tinnitus; obesity; inflammatory bowel disease; irritable bowel syndrome; and cystitis.

In one aspect of the disclosure, there is provided a kit for treating a condition associated with aberrant levels of CGRP in a patient, the kit comprising:

(a) a pharmaceutical composition comprising a therapeutically effective amount of rimegepant, or a pharmaceutically acceptable salt thereof;

5 (b) instructions for administering the pharmaceutical composition; wherein the therapeutically effective amount provides an AUC_{0-t} of from about 80-125% of 5000 (hr*ng/mL).

10 In this specification where reference has been made to patent specifications, other external documents, or other sources of information, this is generally for the purpose of providing a context for discussing the features of the invention. Unless specifically stated otherwise, reference to such external documents or such sources of information is not to be construed as an admission that such documents, or such sources of information, in any jurisdiction, are prior art, or form part of the common general knowledge in the art.

15 The term “comprising” as used in this specification and claims means “consisting at least in part of”. When interpreting statements in this specification, and claims which include the term “comprising”, it is to be understood that other features that are additional to the features prefaced by this term in each statement or claim may also be present. Related terms such as “comprise” and “comprised” are to be interpreted in
20 similar manner.

In the description in this specification reference may be made to subject matter that is not within the scope of the claims of the current application. That subject matter should be readily identifiable by a person skilled in the art and may assist in putting into practice the invention as defined in the claims of this application.

25

BRIEF DESCRIPTION OF THE DRAWINGS

Figure 1 shows the probability of pain freedom versus time in a clinical study entitled BHV3000-301: Phase 3: Double-Blind, Randomized, Placebo-Controlled, Safety and Efficacy Trial of BHV-3000 (Rimegepant) for the Acute Treatment of Migraine
30 (ClinicalTrials.gov Identifier: NCT03235479).

Figure 2 shows the probability of pain freedom versus time in a clinical study entitled BHV3000-302 : Phase 3: Double-Blind, Randomized, Placebo-Controlled, Safety

and Efficacy Trial of BHV-3000 (Rimegepant) for the Acute Treatment of Migraine (ClinicalTrials.gov Identifier: NCT03237845).

Figure 3 shows the time to pain relief up to 8 hours post dose in a clinical study entitled BHV3000-301: Phase 3: Double-Blind, Randomized, Placebo-Controlled, Safety and Efficacy Trial of BHV-3000 (Rimegepant) for the Acute Treatment of Migraine (ClinicalTrials.gov Identifier: NCT03235479).

Figure 4 shows the time to pain relief up to 8 hours post dose in a clinical study entitled BHV3000-302 : Phase 3: Double-Blind, Randomized, Placebo-Controlled, Safety and Efficacy Trial of BHV-3000 (Rimegepant) for the Acute Treatment of Migraine (ClinicalTrials.gov Identifier: NCT03237845).

Figure 5 shows a Kaplan-Meier pain relief curve through 2 hours after a single dose of rimegepant 75 mg Zydis ODT in a clinical study entitled BHV3000-303 : Phase 3: Double-Blind, Randomized, Placebo-Controlled, Safety and Efficacy Trial of BHV-3000 (Rimegepant) Orally Disintegrating Tablet (ODT) for the Acute Treatment of Migraine (ClinicalTrials.gov Identifier: NCT03461757).

Figure 6 shows a the pain free freedom from 2 to 8 hours after a single dose of rimegepant 75 mg Zydis ODT in a clinical study entitled BHV3000-303 : Phase 3: Double-Blind, Randomized, Placebo-Controlled, Safety and Efficacy Trial of BHV-3000 (Rimegepant) Orally Disintegrating Tablet (ODT) for the Acute Treatment of Migraine (ClinicalTrials.gov Identifier: NCT03461757).

DETAILED DESCRIPTION OF THE INVENTION

The following detailed description is provided to aid those skilled in the art in practicing the present invention. Those of ordinary skill in the art may make modifications and variations in the embodiments described herein without departing from the spirit or scope of the present disclosure. Unless otherwise defined, all technical and scientific terms used herein have the same meaning as commonly understood by one of ordinary skill in the art to which this disclosure belongs. The terminology used in the description is for describing particular embodiments only and is not intended to be limiting.

As used in this application, except as otherwise expressly provided herein, each of the following terms shall have the meaning set forth below. Additional definitions are set forth throughout the application. In instances where a term is not specifically defined

herein, that term is given an art-recognized meaning by those of ordinary skill applying that term in context to its use in describing the present invention.

The articles "a" and "an" refer to one or to more than one (i.e., to at least one) of the grammatical object of the article unless the context clearly indicates otherwise. By way of example, "an element" means one element or more than one element.

The term "about" refers to a value or composition that is within an acceptable error range for the particular value or composition as determined by one of ordinary skill in the art, which will depend in part on how the value or composition is measured or determined, i.e., the limitations of the measurement system. For example, "about" can mean within 1 or more than 1 standard deviation per the practice in the art. Alternatively, "about" can mean a range of up to 1%, 5%, 10% or 20% (i.e., $\pm 10\%$ or $\pm 20\%$) depending on the context of the application. For example, about 3 mg can include any number between 2.7 mg and 3.3 mg (for 10%) or between 2.4 mg and 3.6 mg (for 20%). Furthermore, particularly with respect to biological systems or processes, the terms can mean up to an order of magnitude or up to 5-fold of a value. When particular values or compositions are provided in the application and claims, unless otherwise stated, the meaning of "about" should be assumed to be within an acceptable error range for that particular value or composition.

The term "administering" refers to the physical introduction of a composition comprising a therapeutic agent to a subject, using any of the various methods and delivery systems known to those skilled in the art. Administering can also be performed, for example, once, a plurality of times, and/or over one or more extended periods and can be a therapeutically effective dose or a subtherapeutic dose.

The term "AUC" (area under the curve) refers to a total amount of drug absorbed or exposed to a subject. Generally, AUC may be obtained from mathematical method in a plot of drug concentration in the subject over time until the concentration is negligible. The term "AUC" could also refer to partial AUC at specified time intervals.

The term "C_{max}" refers to a maximum concentration of a drug in blood, serum, a specified compartment or test area of a subject between administration of a first dose and administration of a second dose. The term C_{max} could also refer to dose normalized ratios, if specified.

The term "dosing interval," refers to the amount of time that elapses between multiple doses of a formulation disclosed herein being administered to a subject. Dosing interval can thus be indicated as ranges.

The term "dosing frequency" refers to the frequency of administering doses of a formulation disclosed herein in a given time. Dosing frequency can be indicated as the number of doses per a given time, e.g., once a week or once in two weeks.

5 The terms "in combination with" and "in conjunction with" refer to administration of one treatment modality in addition to another treatment modality. As such, "in combination with" or "in conjunction with" refers to administration of one treatment modality before, during, or after administration of the other treatment modality to the subject.

10 The term "pharmaceutically acceptable salt" refers to a salt form of one or more of the compounds described herein which are typically presented to increase the solubility of the compound in the gastric or gastroenteric juices of the patient's gastrointestinal tract in order to promote dissolution and the bioavailability of the compounds. Pharmaceutically acceptable salts include those derived from pharmaceutically acceptable inorganic or organic bases and acids, where applicable. 15 Suitable salts include, for example, those derived from alkali metals such as potassium and sodium, alkaline earth metals such as calcium, magnesium and ammonium salts, among numerous other acids and bases well known in the pharmaceutical art.

20 The terms "subject" and "patient" refer any human or nonhuman animal. The term "nonhuman animal" includes, but is not limited to, vertebrates such as nonhuman primates, sheep, dogs, and rodents such as mice, rats and guinea pigs. In some embodiments, the subject is a human. The terms, "subject" and "patient" are used interchangeably herein.

25 The terms "effective amount", "therapeutically effective amount", "therapeutically effective dosage" and "therapeutically effective dose" of an agent (also sometimes referred to herein as a "drug") refers to any amount of the agent that, when used alone or in combination with another agent, protects a subject against the onset of a disease or promotes disease regression evidenced by a decrease in severity of disease symptoms, an increase in frequency and duration of disease symptom-free periods, or relief from impairment or disability due to the disease affliction. The therapeutically 30 effective amount of an agent can be evaluated using a variety of methods known to the skilled practitioner, such as in human subjects during clinical trials, in animal model systems predictive of efficacy in humans, or by assaying the activity of the agent in in vitro assays.

The term "Tmax" refers to a time or period after administration of a drug when the maximum concentration (Cmax) is reached in blood, serum, a specified compartment or test area of a subject.

5 The term "treatment" refers to any treatment of a condition or disease in a subject and may include: (i) preventing the disease or condition from occurring in the subject which may be predisposed to the disease but has not yet been diagnosed as having it; (ii) inhibiting the disease or condition, i.e., arresting its development; relieving the disease or condition, i.e., causing regression of the condition; or (iii) ameliorating or relieving the conditions caused by the disease, i.e., symptoms of the disease. Treatment 10 could be used in combination with other standard therapies or alone. Treatment or "therapy" of a subject also includes any type of intervention or process performed on, or the administration of an agent to, the subject with the objective of reversing, alleviating, ameliorating, inhibiting, slowing down or preventing the onset, progression, development, severity or recurrence of a symptom, complication or condition, or 15 biochemical indicia associated with a disease.

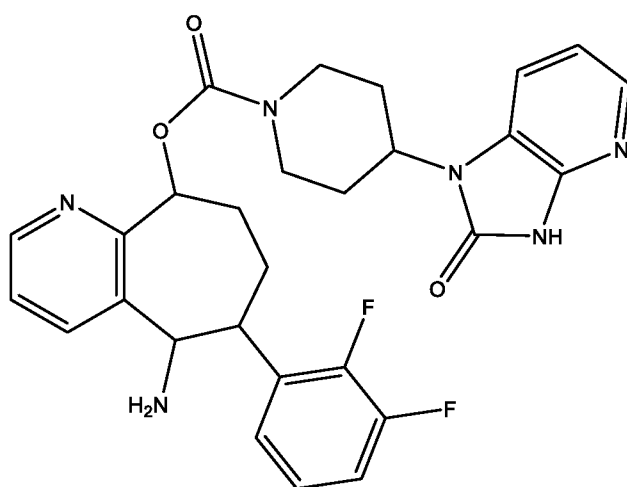
With respect to headache, "treatment" is an approach for obtaining beneficial or desired results with a subject. For purposes of this invention, beneficial or desired clinical results include, but are not limited to, one or more of the following: improvement in any aspect of a headache including lessening severity, alleviation of pain intensity, and other 20 associated symptoms, reducing frequency of recurrence, increasing the quality of life of those suffering from the headache, decreasing dose of other medications required to treat the headache and reducing the number of headache days per month. For migraine, other associated symptoms include, but are not limited to, nausea, vomiting, and sensitivity to light, sound, and/or movement. For cluster headache, other associated 25 symptoms include, but are not limited to swelling under or around the eyes, excessive tears, red eye, Rhinorrhea or nasal congestion, and red flushed face.

For purposes of this disclosure, reference is made to the publication by the U.S. Food and Drug Administration (FDA), Guidance for Industry, "Migraine: Developing Drugs for Acute Treatment", February 2018, available from 30 <https://www.fda.gov/downloads/drugs/guidances/ucm419465.pdf>. Terms used in the Examples, such as, for example, most bothersome symptoms (MBS) and Pain Freedom, are described in the FDA Guidance.

The starting materials useful for making the pharmaceutical compositions of the present invention are readily commercially available or can be prepared by those skilled in the art.

Rimegepant has the chemical formula, $C_{28}H_{28}F_2N_6O_3$ and the IUPAC name [(5S,6S,9R)-5-amino-6-(2,3-difluorophenyl)-6,7,8,9-tetrahydro-5H-cyclohepta[b]pyridin-9-yl] 4-(2-oxo-3H-imidazo[4,5-b]pyridin-1-yl)piperidine-1-carboxylate. Rimegepant is also referred to herein as BHV-3000.

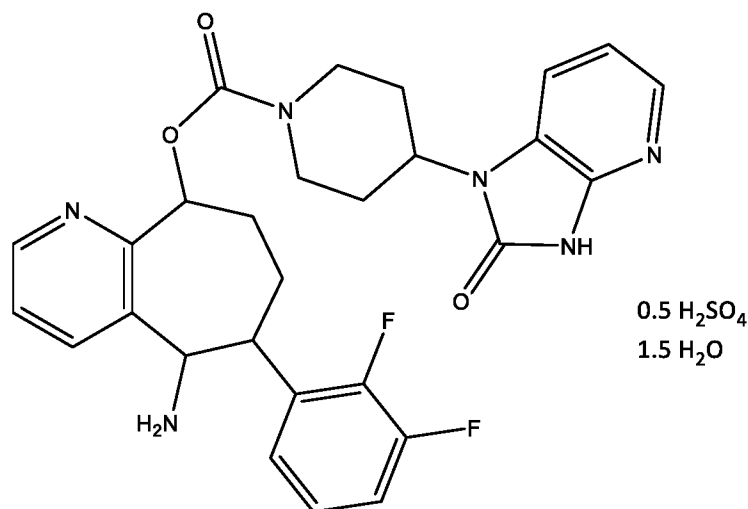
The structure of rimegepant is:



Rimegepant is described, for example in WO 2011/046997 published April 21, 2011.

In a preferred aspect of the invention, rimegepant is present in the form of a hemisulfate sesquihydrate salt. This preferred salt form is described in WO 2013/130402 published September 6, 2013.

The chemical formula of the salt form is $C_{28}H_{28}F_2N_6O_3 \cdot 0.5 H_2SO_4 \cdot 1.5 H_2O$ and the structure is as follows:



The pharmaceutical compositions of the present invention can be prepared in any suitable dosage form including, for example, such as tablets, capsules, nasal sprays, powders, granules, ointments, solutions, suppositories, injections, inhalants, gels, microspheres, and aerosols.

The pharmaceutical compositions of the present invention comprising rimegepant typically also include other pharmaceutically acceptable carriers (also referred to as excipients) such as, for example, binders, lubricants, diluents, coatings, disintegrants, barrier layer components, glidants, coloring agents, solubility enhancers, gelling agents, fillers, proteins, co-factors, emulsifiers, solubilizing agents, suspending agents, flavorants, preservatives and mixtures thereof. The choice of excipients depends on the desired characteristics of the compositions and on the nature of other pharmacologically active compounds in the formulation. Suitable excipients are known to those skilled in the art (see Handbook of Pharmaceutical Excipients, fifth edition, 2005 edited by Rowe et al., McGraw Hill).

Examples of pharmaceutically acceptable carriers that may be used in preparing the pharmaceutical compositions of the present invention may include, but are not limited to, fillers such as sugars, including lactose, sucrose, mannitol, or sorbitol; cellulose preparations such as maize starch, wheat starch, rice starch, potato starch, gelatin, gum tragacanth, methyl cellulose, hydroxypropyl methyl-cellulose, sodium carboxymethylcellulose, polyvinylpyrrolidone (PVP), talc, calcium sulphate, vegetable oils, synthetic oils, polyols, alginic acid, phosphate buffered solutions, emulsifiers, isotonic saline, pyrogen-free water and combinations thereof.. If desired, disintegrating agents may be combined as well, and exemplary disintegrating agents may be, but not limited to, cross-linked polyvinylpyrrolidone, agar, or alginic acid or a salt thereof such as sodium alginate. In an aspect of

the invention, the flavoring agent is selected from mint, peppermint, berries, cherries, menthol and sodium chloride flavoring agents, and combinations thereof. In an aspect of the invention, the sweetener is selected from sugar, sucralose, aspartame, acesulfame, neotame, and combinations thereof.

5 In general, the pharmaceutical compositions of the present invention may be manufactured in conventional methods known in the art, for example, by means of conventional mixing, dissolving, granulating, dragee-making, levigating, emulsifying, encapsulating, entrapping, lyophilizing processes and the like.

10 In one aspect of the invention the pharmaceutical compositions are prepared in oral solid molded fast-dispersing dosage form, such as described in US Pat. No. 9,192,580, issued November 24, 2015.

The phrase "fast-dispersing dosage form" refers to compositions which disintegrate or disperse within 1 to 60 seconds, preferably 1 to 30 seconds, more preferably 1 to 10 seconds and particularly 2 to 8 seconds, after being placed in contact with a fluid. The fluid is preferably that found in the oral cavity, i.e., saliva, as with oral administration.

15 In a preferred embodiment, the compositions of the invention are solid fast-dispersing dosage forms comprising a solid network of the active ingredient, rimegepant, and a water-soluble or water-dispersible carrier containing fish gelatin. Accordingly, the carrier is inert towards the active ingredient. The network is obtained by subliming solvent from a composition in the solid state, the composition comprising the active ingredient and a solution of the carrier in the solvent. The dosage forms according to the invention can be prepared according to the process disclosed in Gregory et al., U.K. Patent No. 1,548,022 using fish gelatin as the carrier. Accordingly, an initial composition (or admixture) comprising the active ingredient and a solution of the fish gelatin carrier in a solvent is prepared followed by sublimation. The sublimation is preferably carried out by freeze drying the composition. The composition can be contained in a mold during the freeze-drying process to produce a solid form in any desired shape. The mold can be cooled using liquid nitrogen or solid carbon dioxide in a preliminary step prior to the deposition of the composition therein. After freezing the mold and composition, they are next subjected to reduced pressure and, if desired, controlled application of heat to aid in sublimation of solvent. The reduced pressure applied in the process can be below about 4 mm Hg, preferably below about 0.3 mm Hg. The freeze dried compositions can then be removed from the mold if desired or stored therein until later use.

20

25

30

When the process is used with active ingredients and fish gelatin as the carrier, a solid fast-dispersing dosage form is produced having the advantages associated with the use of fish gelatin described herein. Generally, fish gelatin is categorized as being from cold water and warm water fish sources and as being of the gelling or non-gelling variety. The non-gelling variety of fish gelatin, in comparison to gelling fish gelatin and bovine gelatin, contains lower proline and hydroxyproline amino acid content, which are known to be associated with cross-linking properties and gelling ability. Non-gelling fish gelatin can remain at solution concentrations of up to about 40% as well as in temperatures as low as 20° C. In one aspect of the invention, the fish gelatin used in accordance with the invention is preferably obtained from cold water fish sources and is the non-gelling type of fish gelatin. More preferably, in one aspect of the invention, the non-hydrolyzed form of non-gelling fish gelatin is used. In an alternative embodiment, spray-dried non-hydrolyzed non-gelling fish gelatin can be used. Fish gelatins suitable for use in the invention are commercially available.

The compositions according to the invention can also contain, in addition to the active ingredient and fish gelatin carrier, other matrix forming agents and secondary components. Matrix forming agents suitable for use in the present invention include materials derived from animal or vegetable proteins, such as other gelatins, dextrans and soy, wheat and psyllium seed proteins; gums such as acacia, guar, agar, and xanthan; polysaccharides; alginates; carboxymethylcelluloses; carrageenans; dextrans; pectins; synthetic polymers such as polyvinylpyrrolidone; and polypeptide/protein or polysaccharide complexes such as gelatin-acacia complexes.

Other materials which may also be incorporated into the fast-dissolving compositions of the present invention include sugars such as mannitol, dextrose, lactose, galactose, and trehalose; cyclic sugars such as cyclodextrin; inorganic salts such as sodium phosphate, sodium chloride and aluminum silicates; and amino acids having from 2 to 12 carbon atoms such as glycine, L-alanine, L-aspartic acid, L-glutamic acid, L-hydroxyproline, L-isoleucine, L-leucine and L-phenylalanine. One or more matrix forming agents may be incorporated into the solution or suspension prior to solidification (freezing). The matrix forming agent may be present in addition to a surfactant or to the exclusion of a surfactant. In addition to forming the matrix, the matrix forming agent may aid in maintaining the dispersion of any active ingredient within the solution or suspension. This is especially helpful in the case of active agents that are not sufficiently soluble in water and must, therefore, be suspended rather than dissolved. Secondary components such as

preservatives, antioxidants, surfactants, viscosity enhancers, coloring agents, flavoring agents, pH modifiers, sweeteners or taste-masking agents may also be incorporated into the fast-dissolving compositions. Suitable coloring agents include red, black and yellow iron oxides and FD & C dyes such as FD&C Blue No. 2 and FD&C Red No. 40 available from Ellis & Everard. Suitable flavoring agents include mint, raspberry, licorice, orange, lemon, grapefruit, caramel, vanilla, cherry and grape flavors and combinations of these. Suitable pH modifiers include the edible acids and bases, such as citric acid, tartaric acid, phosphoric acid, hydrochloric acid, maleic acid and sodium hydroxide. Suitable sweeteners include, for example, sucralose, aspartame, acesulfame K and thaumatin. Suitable taste-masking agents include, for example, sodium bicarbonate, ion exchange resins, cyclodextrin inclusion compounds, adsorbates or microencapsulated actives.

Typical routes of administering the pharmaceutical compositions of the invention include, without limitation, oral, topical, transdermal, inhalation, parenteral, sublingual, buccal, rectal, vaginal, and intranasal. The term parenteral as used herein includes subcutaneous injections, intravenous, intramuscular, intrasternal injection or infusion techniques. Pharmaceutical compositions according to certain embodiments of the present invention are formulated so as to allow the active ingredients contained therein to be bioavailable upon administration of the composition to a patient. Compositions that will be administered to a subject or patient may take the form of one or more dosage units. Actual methods of preparing such dosage forms are known, or will be apparent, to those skilled in this art; for example, see *Remington: The Science and Practice of Pharmacy*, 20th Edition (Philadelphia College of Pharmacy and Science, 2000).

Solid compositions are normally formulated in dosage units providing from about 1 to about 1000 mg of the active ingredient per dose. Some examples of solid dosage units are 0.1 mg, 1 mg, 10 mg, 37.5 mg, 75 mg, 100 mg, 150 mg, 300 mg, 500 mg, 600 mg and 1000 mg. Typical dose ranges in accordance with the present invention include from about 10-600 mg, 25-300 mg, 25-150 mg, 50-100 mg, 60-90 mg, and 70-80 mg. Liquid compositions are generally in a unit dosage range of 1-100 mg/mL. Some examples of liquid dosage units are 0.1 mg/mL, 1 mg/mL, 10 mg/mL, 25 mg/mL, 50 mg/mL, and 100 mg/mL.

In some embodiments, a method may comprise administering to a subject one or more additional agent(s) simultaneously or sequentially with the rimegepant. In some embodiments, an additional agent may be an anti-headache medication such as an example anti-headache medication (e.g., 5-HT₁ agonists, triptans, ergot alkaloids, opiates, adrenergic antagonists, NSAIDs or antibodies) known in the art. In some embodiments, a therapeutic

effect may be greater as compared to use of rimegepant or one or more additional agent(s) alone. Accordingly, a synergistic effect between rimegepant and the one or more additional agents may be achieved. In some embodiments, the one or more additional agent(s) may be taken by a subject prophylactically.

5 In addition to migraine, other CGRP related disorders that may be treated by the pharmaceutical compositions and methods of the present invention include, for example, cluster headache; chronic tension type headache; chronic pain; neurogenic inflammation and inflammatory pain; eye pain; tooth pain; non-insulin dependent diabetes mellitus; vascular disorders; inflammation; arthritis; bronchial hyperreactivity; asthma; shock; sepsis; 10 opiate withdrawal syndrome; morphine tolerance; hot flashes in men and women; allergic dermatitis; psoriasis; encephalitis, brain trauma, ischaemia, stroke, epilepsy, and neurodegenerative diseases; skin diseases; neurogenic cutaneous redness, skin rosaceousness and erythema; tinnitus; obesity; inflammatory bowel disease; irritable bowel syndrome; and cystitis.

15 In one aspect, the invention also provides kits for use in the instant methods. Kits can include one or more containers comprising a pharmaceutical composition described herein and instructions for use in accordance with any of the methods described herein. Generally, these instructions comprise a description of administration of the pharmaceutical composition to treat, ameliorate or prevent headache (such as migraine), or other CRGP 20 disorder, according to any of the methods described herein. The kit may, for example, comprise a description of selecting an individual suitable for treatment based on identifying whether that individual has headache or whether the individual is at risk of having headache. The instructions are typically provided in the form of a package insert, or label, in accordance with the requirements of the regulatory having authority over the jurisdiction 25 where the pharmaceutical composition is to be provided to patients.

In accordance with the present invention, administration of the pharmaceutical compositions comprising rimegepant to a subject may promote a reduction in severity (which can include reducing need for and/or amount of (e.g., exposure to) other drugs and/or therapies generally used for this condition, including, for example, ergotamine, 30 dihydroergotamine, or triptans for migraine), duration, and/or frequency (including, for example, delaying or increasing time to next episodic attack in an individual).

In addition, administration of the pharmaceutical compositions comprising rimegepant to a subject may promote a lessening or improvement of one or more symptoms

of headache, or a reduction in the duration of a symptom, as compared to not administering a treatment.

In addition, administration of the pharmaceutical compositions comprising rimegepant to a subject may promote a reduction in the frequency of headache attacks in an individual (as compared to the level before treatment) in a certain time period, e.g., per month. For example, the frequency of attacks may be reduced by at least about any of 10%, 20%, 30%, 40%, 50%, 60%, or 70% in the individual as compared to the level before treatment.

In addition, administration of the pharmaceutical compositions comprising rimegepant to a subject may promote a delay in the development of headache, i.e., to defer, hinder, slow, retard, stabilize, and/or postpone progression of the disease. This delay can be of varying lengths of time, depending on the history of the disease and/or individuals being treated.

In addition, administration of the pharmaceutical compositions comprising rimegepant to a subject may delay the development or progression of a headache, i.e., delay of the initial manifestations and/or ensuing progression of the disorder. Development of headache can be detectable and assessed using standard clinical techniques as well known in the art. However, development also refers to progression that may be undetectable.

EXAMPLES

The following examples illustrate the invention and are not intended to limit the scope of the invention.

EXAMPLE 1

Tablet Manufacture – A batch is prepared to manufacture tablets containing a dose of 75 mg of rimegepant as follows. The composition of the batch is set forth below in Table 1. Tablets are made from the batch as indicated.

Table 1

Ingredient	Percent per Tablet	Amount per Tablet, (mg)	Amount per 100,000 Tablet Batch (g)
Intra-granular			
Rimegepant (as hemisulfate sesquihydrate equivalent to 75mg as base)	57.11	85.67	8575.5

Microcrystalline cellulose, NF	13.39	20.09	2,011.0
Hydroxypropyl Cellulose), USP/NF (Klucel EXF PHARM)	4.00	6.00	600.6
Croscarmellose Sodium NF	2.50	3.75	375.4
Purified Water USP	q.s.	N/A	0 ¹
Intragranular Dispensed Solids			11562
Extra-granular			
Microcrystalline cellulose NF	20.00	30.00	3,003.0
Croscarmellose Sodium NF	2.50	3.75	375.4
Magnesium Stearate NF	0.50	0.75	75.08
Total Core Tablet	100.0	150	15015

¹ Purified Water is removed in-process. An excess amount is dispensed. The portion consumed is documented. Intragranular Dispensed Solids does not include water.

1. The rimegepant hemisulfate sesquihydrate and all excipients are weighed.
2. Pass the rimegepant hemisulfate sesquihydrate, microcrystalline cellulose (intragranular portion), hydroxypropyl cellulose, and croscarmellose sodium (intragranular portion) through a 20-mesh screen.
3. Load the sieved mixture from 2 into a suitable granulator equipped with an appropriate size bowl & dry mix for 10 minutes. Set impeller speed to low & turn chopper off.
4. While mixing, equip the granulator with a spray tip and add purified water until endpoint is reached.
5. Mix wet mass for 30 seconds with impeller set to low and chopper set to low.
6. Discharge the wet mass into expansion chamber of fluid bed dryer. Dry to target LOD of <2%.
7. Mill the dried granules using the Comil with an appropriate screen (0.075R) and spacer (0.050). Perform bulk and tapped density & particle size distribution analyses. Record results. Calculate Carr Index & Carr Index mean from two samples.
8. Calculate the fractional yield. Recalculate the extragranular quantities.
9. Pass the microcrystalline cellulose and croscarmellose through a 20-mesh screen.
10. Combine the milled granulation with the recalculated microcrystalline cellulose (extragranular portion), croscarmellose sodium (extragranular portion) in a 2-cubic foot tote & blend for 150 revolutions.
11. Pass the magnesium stearate through 30-mesh screen.
12. Add screened magnesium stearate to the 2 cubic foot tote contents & blend for 75 revolutions.
13. Collect blend uniformity samples per plan.
14. Perform bulk & tapped density and particle size analyses & calculate Carr Index.
15. Discharge into a suitable container and weigh.
16. Set up 716-station rotary tablet press with 7mm round concave plain tooling. Adjust number of stations as needed.
17. Adjust the press to achieve the following specifications for the tablets: Friability of $\leq 0.3\%$ loss; Hardness of 10-14 kP; Thickness of 3.60-4.10 mm; and Disintegration of $\geq 2:30$ minutes.
18. Conduct in-process testing as follows:
 - Tablet friability and disintegration at beginning, middle and end of run
 - Tablet hardness, tablet thickness, individual tablet weights, average tablet weights, and appearance at 15 minute intervals
19. Pass the tablets through a de-duster and metal detector.

20. Package tablets in double polyethylene bags in a suitable container.

EXAMPLE 2

5 **Clinical Trial** – BHV3000-301: Phase 3: Double-Blind, Randomized, Placebo-Controlled, Safety and Efficacy Trial of BHV-3000 (Rimegepant) for the Acute Treatment of Migraine (ClinicalTrials.gov Identifier: NCT03235479).

A phase 3 clinical study was conducted with 1490 participants, as follows.

Study Description

10 The purpose of this study was to compare the efficacy of BHV-3000 (rimegepant) versus placebo in subjects with Acute Migraines

Condition or disease	Intervention/treatment
Migraine	Drug: BHV-3000
Acute Migraine	Drug: Placebo Oral Tablet
Phonophobia	
Photophobia	

Study Design

Study Type : Interventional (Clinical Trial)

Actual Enrollment : 1490 participants

Allocation: Randomized

Intervention Model: Parallel Assignment

Intervention Model Description: Double-blind to Sponsor, Investigator and Subject
Randomized Controlled Trial

Masking: Triple (Participant, Care Provider, Investigator)

Masking Description: Double-blind to Sponsor, Investigator and Subject

Primary Purpose: Treatment

Official Title: BHV3000-301: Phase 3: Double-Blind, Randomized, Placebo-Controlled, Safety and Efficacy Trial of BHV-3000 (Rimegepant) for the Acute Treatment of Migraine

15

Arms and Interventions

Arm	Intervention/treatment
Experimental: BHV-3000	Drug: BHV-3000 75 mg tablet QD
Placebo Comparator: Placebo	Drug: Placebo Oral Tablet equivalent of 75 mg tablet QD

Outcome Measures

Primary Outcome Measures :

- 5 1. Pain freedom of rimegepant (75 mg tablet) compared with placebo in the acute treatment of migraine will be measured using the number of evaluable subjects that report no pain at 2 hours post-dose. [Time Frame: Two hours post dose]

Pain will be measured on a 4 point Likert scale (0=none, 1=mild, 2=moderate, 3=severe)

- 10 2. Freedom from the most bothersome symptom (MBS) of rimegepant (75 mg tablet) compared with placebo will be measured using the number of evaluable subjects that report the absence of their MBS at 2 hours post-dose. [Time Frame: Two hours post dose]

15 The MBS (nausea, phonophobia or photophobia) will measured using a binary scale (0=absent, 1=present).

Secondary Outcome Measures :

- 20 1. To measure the difference between rimegepant (75 mg tablet) compared to placebo from 2 to 24 hours, using the number of subjects that do not experience any headache pain through the time period of interest. [Time Frame: 2 hours -24 hours post-dose]

Sustained Pain Freedom as measured by a 4 point numeric rating scale (None, Mild, Moderate, Severe)

- 25 2. The difference between rimegepant (75 mg tablet) compared to placebo by tabulating the absence of photophobia at 2 hours post-dose in the subset of subjects that reported the presence of photophobia at headache baseline. [Time Frame: 2 hours post-dose]

Photophobia

- 30 3. To evaluate rimegepant (75 mg tablet) compared to placebo by tabulating the number of subjects that report the absence of phonophobia at 2 hours post-dose in the subset of subjects that reported the presence of phonophobia at headache baseline. [Time Frame: 2 hours post-dose]

Phonophobia

4. To measure the difference between rimegepant (75 mg tablet) compared to placebo on Pain Relief, at 2 hours post-dose, for those that report a pain level of moderate or severe at baseline and then report a pain level of none or mild. [Time Frame: 2 hours post-dose]
5. Pain Relief as measured by a 4 point numeric rating scale (None, Mild, Moderate, Severe)
5. Freedom from Nausea by tabulating the number of subjects that report the absence of nausea at 2 hours post-dose in the subset of subjects that reported the presence of nausea at headache baseline. [Time Frame: 2 hours post-dose]
10. Freedom from Nausea
6. The difference between rimegepant (75 mg tablet) compared to placebo on the probability of requiring rescue medication using the number of subjects that take rescue medication within 24 after administration of study medication (BHV3000 or placebo). [Time Frame: up to 24 hours post-dose]
15. Requiring Rescue Medication
7. To measure the difference between rimegepant (75 mg tablet) compared to placebo on sustained pain freedom, from 2 to 48 hours, using the number of subjects that do not experience any headache pain through the time period of interest. [Time Frame: 2 hours - 24 hours post-dose]
20. Sustained Pain Freedom
8. Rimegepant (75 mg tablet) compared to placebo on sustained pain relief, from 2 to 24 hours by using the number of subjects that do not use any rescue medications, and do not experience any moderate or severe headache pain through that time. [Time Frame: 2 hours- 24 hours post-dose]
25. Sustained Pain Relief as measured by a 4 point numeric rating scale (None, Mild, Moderate, Severe)
9. To measure the difference between rimegepant (75 mg tablet) compared to placebo on sustained pain relief from 2 to 48 hours, using the number of subjects that do not use any rescue medications and do not experience moderate to severe headache pain. [Time Frame: 2 hours - 48 hours post-dose]
30. Sustained Pain Relief as measured by a 4 point numeric rating scale (None, Mild, Moderate, Severe)
10. To measure the difference between rimegepant (75 mg tablet) relative to placebo on the proportion of subjects able to function normally, at 2 hours, using the number of subjects that self-report as "normal" on the functional disability scale. [Time Frame: 2 hours post-dose]
35. Functional Disability Score

11. To measure the difference between rimegepant (75 mg tablet) compared to placebo on pain relapse using the number of subjects that are pain free at 2 hours post-dose and then have a headache of any severity within 48 hours of study medication.
[Time Frame: 2 hours to 48 hours post-dose]

5 Pain relapse as measured by a 4 point numeric rating scale (None, Mild, Moderate, Severe)

Further details concerning the clinical study including eligibility criteria, contacts and locations and more information can be found at www.clinicaltrials.gov for ClinicalTrials.gov Identifier: NCT03235479.

10

EXAMPLE 3

Clinical Trial – BHV3000-302 : Phase 3: Double-Blind, Randomized, Placebo-Controlled, Safety and Efficacy Trial of BHV-3000 (Rimegepant) for the Acute Treatment of Migraine (ClinicalTrials.gov Identifier: NCT03237845)

15 A phase 3 clinical study was conducted with 1503 participants, as follows.

Study Description

Brief Summary:

20 The purpose of this study is to compare the efficacy of BHV-3000 (rimegepant) versus placebo in subjects with Acute Migraines

Condition or disease	Intervention/treatment
Migraine	Drug: BHV-3000
Acute Migraine	Drug: Placebo Oral Tablet
Phonophobia	
Photophobia	

Study Design

25

Study Type : Interventional (Clinical Trial)

Actual Enrollment : 1503 participants

Allocation: Randomized

Intervention Model: Parallel Assignment

Intervention Model Description: Double-blind to Sponsor, Investigator and Subject

Masking: Triple (Participant, Care Provider, Investigator)

Masking Description: Double-blind to Sponsor, Investigator and Subject

Primary Purpose: Treatment

Official Title: BHV3000-302 : Phase 3: Double-Blind, Randomized, Placebo-Controlled, Safety and Efficacy Trial of BHV-3000 (Rimegepant) for the Acute Treatment of Migraine

Actual Study Start Date : July 26, 2017

Primary Completion Date : January 25, 2018

Study Completion Date : January 31, 2018

Arms and Interventions

Arm	Intervention/treatment
Experimental: BHV-3000 rimegepant 75 mg tablet QD	Drug: Rimegepant active
Placebo Comparator: Placebo Matching 75mg placebo tablet QD	Drug: Placebo placebo

5 Outcome Measures

Primary Outcome Measures :

- 10 1. Pain Freedom of rimegepant (75 mg tablet) compared with placebo in the acute treatment of migraine will be measured using the number of evaluable subjects that report no pain at 2 hours post-dose. [Time Frame: Two hours post dose]

Pain will be measured on a 4 point Likert scale (0=none, 1=mild, 2=moderate, 3=severe)

- 15 2. Freedom from the most bothersome symptom (MBS) of rimegepant (75 mg tablet) compared with placebo will be measured using the number of evaluable subjects that report the absence of their MBS at 2 hours post-dose. [Time Frame: Two hours post dose]

The MBS (nausea, phonophobia or photophobia) will measured using a binary scale (0=absent, 1=present).

Secondary Outcome Measures :

1. Rimegepant (75 mg tablet) compared to placebo from 2 to 24 hours, using the number of subjects that do not experience any headache pain through the time period of interest. [Time Frame: 2 hours -24 hours post-dose]

Sustained Pain Freedom as measured by a 4 point numeric rating scale (None, Mild, Moderate, Severe)
2. Rimegepant (75 mg tablet) compared to placebo by tabulating the number of subjects that report the absence of photophobia at 2 hours post-dose in the subset of subjects that reported the presence of photophobia at headache baseline. [Time Frame: 2 hours post-dose]

Freedom from Photophobia
3. Rimegepant (75 mg tablet) compared to placebo by tabulating the number of subjects that report the absence of phonophobia at 2 hours post-dose in the subset of subjects that reported the presence of phonophobia at headache baseline. [Time Frame: 2 hours post-dose]

Freedom from Phonophobia
4. To measure rimegepant (75 mg tablet) compared to placebo on Pain Relief, at 2 hours post-dose, that report a pain level of moderate or severe at baseline and then report a pain level of none or mild. [Time Frame: 2 hours post-dose]

Pain Relief as measured by a 4 point numeric rating scale (None, Mild, Moderate, Severe)
5. Freedom from Nausea will by tabulating the number of subjects that report the absence of nausea at 2 hours post-dose in the subset of subjects that reported the presence of nausea at headache baseline. [Time Frame: 2 hours post-dose]

Freedom from Nausea
6. To measure rimegepant (75 mg tablet) compared to placebo on the probability of requiring rescue medication will be assessed using the number of subjects that take rescue medication within 24 after administration of study medication (BHV3000 or placebo). [Time Frame: up to 24 hours post-dose]

Requiring Rescue Medication
7. Rimegepant (75 mg tablet) compared to placebo on sustained pain freedom, from 2 to 48 hours, will be measured using the number of subjects that do not experience any headache pain through the time period of interest. [Time Frame: 2 hours - 48 hours post-dose]

Sustained Pain Freedom as measured by a 4 point numeric rating scale (None, Mild, Moderate, Severe)
8. Rimegepant (75 mg tablet) compared to placebo on sustained pain relief, from 2 to 24 hours by using the number of subjects that do not use any rescue medications,

and do not experience any moderate or severe headache pain through that time.
[Time Frame: 2 hours- 24 hours post-dose]

Sustained Pain Relief as measured by a 4 point numeric rating scale (None, Mild, Moderate, Severe)

- 5 9. Rimegepant (75 mg tablet) compared to placebo on sustained pain relief from 2 to 48 hours, using the number of subjects that do not use any rescue medications and do not experience moderate to severe headache pain. [Time Frame: 2 hours - 48 hours post-dose]

10 Sustained Pain Relief as measured by a 4 point numeric rating scale (None, Mild, Moderate, Severe)

10. Rimegepant (75 mg tablet) relative to placebo on the proportion of subjects able to function normally, at 2 hours, using the number of subjects that self-report as "normal" on the functional disability scale. [Time Frame: 2 hours post-dose]

Functional Disability Score

- 15 11. Rimegepant (75 mg tablet) compared to placebo on pain relapse will be measured using the number of subjects that are pain free at 2 hours post-dose and then have a headache of any severity within 48 hours of study medication. [Time Frame: 2 hours to 48 hours post-dose]

20 Pain relapse as measured by a 4 point numeric rating scale (None, Mild, Moderate, Severe)

Further details concerning the clinical study including eligibility criteria, contacts and locations and more information can be found at www.clinicaltrials.gov for ClinicalTrials.gov Identifier: NCT03237845.

25 EXAMPLE 4

Results from Clinical Trials - The study results from the clinical studies described in Example 2 and Example 3 are set forth in Figure 1, Figure 2 and Table 2, Table 3 and Table 4.

Table 2

Co-Primary Endpoints Met in Both Phase 3 Trials

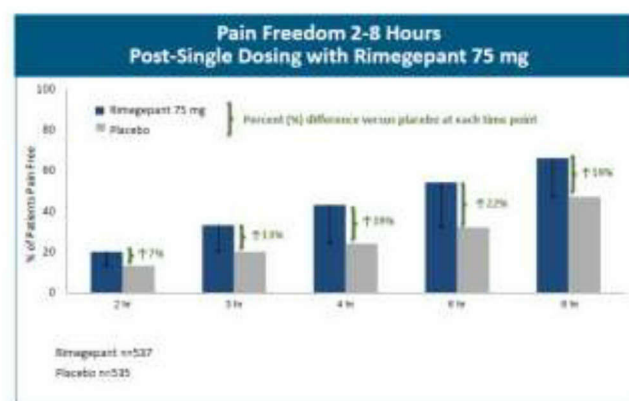
Study 302	2 hour Endpoint	Rimegepant (N=537)	Placebo (N=535)	Adjusted p-value
	Pain Freedom	19.6%	12.0%	< 0.001
	Freedom from MBS ¹	37.6%	25.2%	< 0.0001

Study 301	2 hour Endpoint	Rimegepant (N=543)	Placebo (N=541)	Adjusted p-value
	Pain Freedom	19.2%	14.2%	< 0.03
	Freedom from MBS ¹	36.6%	27.7%	< 0.002

¹Most Bothersome Symptom including Photophobia, Phonophobia or Nausea.

Table 3

Pain Freedom: Increasing Benefit Over Time Single Dose of Rimegepant, No Rescue Meds (Study 302)



Data are Kaplan-Meier estimates of pain freedom; subjects were censored (not included) who took rescue medication or were lost to follow-up during the specified interval

5

10

Table 4

Pooled Liver Function Test (LFT) Profile: Rimegepant was Similar to Placebo in Both Studies

Complete Dataset of LFT Results from Study 301 and Study 302

ALT	Rimegepant (n=1089)	Placebo (n=1092)
>ULN	22 (2.0%)	24 (2.2%)
>3x ULN	1 (0.1%)	1 (0.1%)
>5x ULN	0	0
>10x ULN	0	0
>20x ULN	0	0

AST	Rimegepant (n=1089)	Placebo (n=1092)
>ULN	12 (1.1%)	16 (1.5%)
>3x ULN	1 (0.1%)	0
>5x ULN	0	0
>10x ULN	0	0
>20x ULN	0	0

*No bilirubin elevations > 2xULN across both Studies 301 and 302

* ALL CASES RESOLVED

EXAMPLE 5

- 5 **Bioequivalence** – The bioequivalence of an oral solid molded fast-dispersing dosage form made with fish gelatin as described herein (“ODT”) at a dose of 75 mg of rimegepant was compared to the 75 mg tablets used in the studies described in Examples 2 and 3.

The synopsis of the experiment is set forth below.

Primary objective:

- 10 To compare the rate and extent of absorption of rimegepant ODT administered sublingually versus rimegepant tablet administered as 1 x 75 mg in healthy volunteers under fasting conditions.

Secondary objective:

To assess the safety, tolerability, and PK of rimegepant tablet and ODT.

- 15 Exploratory objective:

To compare the rate and extent of absorption of rimegepant ODT administered on top of the tongue versus rimegepant tablet administered as 1 x 75 mg in healthy volunteers under fasting conditions.

Study Design

- 20 This will be a single center, Phase 1, open-label, randomized study designed to be conducted as follows:

Part I: 4-period, 2-sequence, fully-replicated crossover bioequivalence study.

Part II: 2-period, 2-sequence, crossover relative bioavailability study. Part II may be conducted prior to Part I.

This study is intended for filing under Food and Drug Administration (FDA), European Medicines Agency (EMA), and Health Product and Food Branch (HPFB) regulations.

Each part of the study is intended to dose in one group; if, for any reason, either of the study parts is dosed in more than one group, all groups will be dosed at the same clinical site and the same protocol requirements and procedures will be followed within each group.

Sample Size

A total of approximately 60 healthy adult male or female volunteers will be dosed. Approximately 36 subjects will be included in the Part I bioequivalence portion of the study. Based on preliminary data from previous studies, the intra-subject coefficient of variation should be approximately 30% for both AUC and C_{max} . Thus, with this expected coefficient of variation and an expected ratio of AUC and C_{max} within 0.91 and 1.10, the study should have a power of at least 80% to show bioequivalence with 30 subjects in a 4-period fully replicated design. In order of the study.

Approximately 24 subjects will be included in the Part II relative bioavailability portion of the study.

Confinements and Washouts

Part I

Subjects will be confined from at least 10 hours before drug administration of Period 1 until after the 72-hour post-dose blood draw of Period 4, i.e., until morning of Day **22**.

There will be a washout period of **5** days or more between doses; subjects will remain confined in the clinic throughout the washout periods. Participation of each subject in this study should last approximately **3** weeks.

Part II

Subjects will be confined from at least 10 hours before drug administration of Period 1 until after the 72-hour post-dose blood draw of Period 2, i.e., until morning of Day 8.

There will be a washout period of 4 days or more between doses; subjects will remain confined in the clinic throughout the washout periods. Participation of each subject in this study should last approximately 1.5 weeks.

Randomization and Blinding

Subjects will be administered each treatment according to the 4-period, 2-sequence (CBCB or BCBC) and to the 2-period, 2-sequence (CA or AC), block randomization scheme

produced by inVentiv for Part I and Part II, respectively. The randomization code will not be available to the Bioanalytical Division of inVentiv until the clinical and analytical phases of the study have been completed.

This study will be open-label due to the objective nature of the data.

5 Study Medication

Part I

Each subject will receive each of the 2 following treatments twice:

Treatment C (Test): 1 x 75 mg rimegepant **sublingual** ODT to be held **under** the tongue until fully dissolved then swallowed without water, administered under fasting conditions

Treatment B (Reference): 1 x 75 mg rimegepant tablet swallowed with water, administered under fasting conditions

Part II

Each subject will receive each of the 2 following treatments once:

Treatment C (Test): 1 x 75 mg rimegepant sublingual ODT to be held under the tongue until fully dissolved then swallowed without water, administered under fasting conditions

Treatment A (Reference): 1 x 75 mg rimegepant ODT to be held on top of the tongue until fully dissolved then swallowed without water, administered under fasting conditions

Part I

Treatment C

One rimegepant ODT will be placed under each subject's tongue by the clinical staff and subject will be instructed not to swallow saliva until the ODT is completely dissolved. The subject will be instructed to give a hand sign once the ODT is completely dissolved and swallowed. A hand and mouth check will be performed to ensure consumption of the medication.

Time of dosing will be set to the time the ODT is placed under the tongue. No water will be allowed from 1 hour before dosing and until 1 hour post-dose. The complete dosing procedure must be completed within 2 minutes. If the ODT is not completely dissolved within 2 minutes, the subject will be asked to swallow with saliva and this will be documented. The start and end time of complete dosing will be recorded.

Treatment B

One rimegepant tablet will be administered to each subject with 240 mL of water and a hand and mouth check will be performed to ensure consumption of the medication.

Part II

Treatment C

One rimegepant ODT will be placed under each subject's tongue by the clinical staff and subject will be instructed not to swallow saliva until the ODT is completely dissolved.

- 5 The subject will be instructed to give a hand sign once the ODT is completely dissolved and swallowed. A hand and mouth check will be performed to ensure consumption of the medication.

- 10 Time of dosing will be set to the time the ODT is placed under the tongue. No water will be allowed from 1 hour before dosing and until 1 hour post-dose. The complete dosing procedure must be completed within 2 minutes. If the ODT is not completely dissolved within 2 minutes, the subject will be asked to swallow with saliva and this will be documented. The start and end time of complete dosing will be recorded.

Treatment A

- 15 One rimegepant ODT will be placed on top of each subject's tongue by the clinical staff and subject will be instructed not to swallow saliva until the ODT is completely dissolved. The subject will be instructed to give a hand sign once the ODT is completely dissolved and swallowed. A hand and mouth check will be performed to ensure consumption of the medication.

- 20 Time of dosing will be set to the time the ODT is placed on the tongue. No water will be allowed from 1 hour before and until 1 hour post-dose. The complete dosing procedure must be completed within 2 minutes. If the ODT is not completely dissolved within 2 minutes, the subject will be asked to swallow with saliva and this will be documented. The start and end time of complete dosing will be recorded.

Sample Collection and Processing

- 25 In each period, a total of 17 blood samples will be drawn from each subject for pharmacokinetic analyses. Blood samples will be collected prior to drug administration and 0.083, 0.167, 0.333, 0.5, 0.667, 0.833, 1, 1.5, 2, 2.5, 5, 8, 12, 24, 48, and 72 hours post-dose (3 mL for each sampling time). The time tolerance window for blood sample collection will be ± 29 seconds for all post-dose samples collected during the confinement period. Sample
- 30 collections done outside the pre-defined time windows will not be considered as protocol deviations since actual post-dose sampling times will be used for pharmacokinetic and statistical analyses. Unless otherwise specified or for subject safety, when blood draws and other procedures coincide, blood draws will have precedence. A dead-volume intravenous

catheter will be used for blood collection to avoid multiple skin punctures, when appropriate. Otherwise, blood samples will be collected by direct venipuncture.

The total volume of blood including that collected for eligibility, genotyping, and safety purposes should not exceed 308 mL for Part I and 185 mL for Part II.

5 Plasma samples will be collected and processed.

Pharmacokinetic and Statistical Analyses

PK analysis will be performed using Phoenix[®] WinNonlin[®], which is validated for bioequivalence/bioavailability studies. Inferential statistical analyses will be performed using SAS[®] according to FDA, EMA, and HPFB guidelines.

10 Bioanalysis of all samples should be completed prior to the initiation of the pharmacokinetic and statistical analyses.

Pharmacokinetics

The following PK parameters will be calculated by standard non-compartmental methods for rimegepant:

- 15 • AUC_{0-t}: area under the concentration-time curve from time zero to the last non-zero concentration
- AUC_{0-inf}: area under the concentration-time curve from time zero to infinity (extrapolated)
- C_{max}: maximum observed concentration
- 20 • Residual area: calculated as $100 \times (1 - \text{AUC}_{0-t} / \text{AUC}_{0-inf})$
- T_{max}: time of observed C_{max}
- T_{½ el}: elimination half-life
- K_{el}: elimination rate constant

Additional PK analysis may be performed.

25 Safety Population

The safety population is defined as all subjects who received at least one dose of the study medication.

Pharmacokinetic Population

30 For Part I, the pharmacokinetic population will include all subjects completing at least 2 periods, including Treatment C and Treatment B, and for whom the pharmacokinetic profile can be adequately characterized.

For Part II, the pharmacokinetic population will include all subjects completing the study and for whom the pharmacokinetic profile can be adequately characterized.

Any subject with pre-dose concentrations will be presented in the concentrations and PK tables but excluded from descriptive statistics and inferential analyses (for the concerned period in Part I) if the pre-dose concentration is greater than 5% of the C_{max} value measured for that subject.

5 Data from subjects who experienced emesis during the sampling interval and who were not withdrawn may be evaluated after completion of the PK analysis. Any subject who experienced emesis within 2 times median T_{max} of rimegepant will be excluded from the statistical analysis (i.e., descriptive statistics and inferential analyses). Similarly, subjects withdrawn due to AEs or vomiting episodes will be presented in data listings but excluded from the statistical analysis tables (for the concerned period in Part I).

Statistical Analyses

A Statistical Analysis Plan (SAP) will be prepared after completion of the final protocol and finalized prior to database lock.

15 Demographic parameters will be summarized descriptively. Treatment-emergent adverse events (TEAEs) will be summarized descriptively by treatment for all subjects who were dosed (safety population). No inferential statistical analysis of safety data is planned.

Individual and mean plasma concentration versus time curves will be presented for both linear and semi-log scales. Descriptive statistics (arithmetic and geometric means, standard deviation [SD], coefficient of variation [CV%], minimum [Min], maximum [Max], and median) of the plasma concentrations and the PK parameters will be presented.

20 The results of the bioequivalence experiment are set forth in Table 5, Table 6 and Table 7.

Table 5 - Summary Descriptive Statistics of BHV3000 for Pharmacokinetic Parameters by Treatment and Administration – Part I

Analyte	Admin	Treatment	Sequence	AUC0_15 min (hr*ng/mL)	AUC0_30 min (hr*ng/mL)	AUC0_1 h (hr*ng/mL)	AUC0_2 h (hr*ng/mL)	AUC ₀₋₄ (hr*ng/mL)	AUC ₀₋₈ (hr*ng/mL)	Residual area (%)	C _{max} (ng/mL)	T _{max} (hr)	T _{1/2} (hr)	K _{el} (1/hr)
BHV3000	1	Rimegepant ODT (Test)	N	34	34	34	34	34	34	34	34	34	34	34
			Mean	3.33	48.61	316.30	1049.14	4973.13	4986.40	0.29	904.02	1.47	7.84	0.0921
			SD	5.25	54.43	251.82	500.98	1429.06	1429.42	0.18	319.43	0.64	1.56	0.0190
			CV%	157.92	111.96	79.61	47.75	28.74	28.67	63.45	35.34	43.30	19.93	20.6076
			Min	0.00	0.00	1.28	301.45	2707.35	2717.72	0.09	292.92	0.67	5.75	0.0664
			Median	0.95	25.58	280.40	1041.73	4539.82	4547.99	0.22	916.06	1.50	8.11	0.0855
			Max	24.49	179.44	911.21	2171.04	8132.62	8147.14	1.06	1855.84	2.50	10.44	0.1205
			Geometric Mean	NC	NC	181.16	927.52	4773.19	4787.03	0.25	849.54	1.34	7.68	0.0902
			N	33	33	33	33	33	33	33	33	33	33	33
			Mean	3.37	51.96	320.86	1030.22	5339.16	5354.99	0.31	915.87	1.54	8.69	0.0835
BHV3000	2	Rimegepant Tablet (Reference)	N	34	34	34	34	34	34	34	34	34	34	34
			Mean	0.68	19.87	232.43	924.82	5201.88	5215.35	0.28	907.50	2.04	7.98	0.0910
			SD	0.88	19.95	186.00	514.64	1552.87	1552.78	0.16	366.37	1.74	1.73	0.0199
			CV%	128.78	100.37	80.03	55.65	29.85	29.77	57.73	40.37	60.80	21.74	21.8434
			Min	0.00	0.05	4.19	75.32	2635.48	2649.68	0.09	338.78	0.67	5.51	0.0603
			Median	0.43	14.61	184.61	966.91	4838.68	4863.29	0.22	910.77	2.00	8.06	0.0860
			Max	3.91	98.96	608.73	1957.51	9551.84	9565.90	0.86	2204.05	5.00	11.50	0.1257
			Geometric Mean	NC	9.51	139.80	743.54	4992.61	5006.58	0.24	841.03	1.75	7.79	0.0889
			N	33	33	33	33	33	33	33	33	33	33	33
			Mean	1.13	25.37	259.64	950.90	5493.72	5509.22	0.29	834.10	1.83	8.60	0.0833
BHV3000	2	Rimegepant Tablet (Reference)	N	33	33	33	33	33	33	33	33	33	33	33
			Mean	1.74	30.78	181.00	459.51	1670.65	1674.11	0.15	289.63	0.88	1.50	0.0164
			SD	154.86	121.33	69.71	48.32	30.41	30.39	50.78	34.72	48.30	17.39	19.6372
			CV%	0.00	0.29	5.44	84.31	2916.65	2936.35	0.12	386.15	0.67	5.89	0.0624
			Min	0.31	11.41	226.97	889.26	5272.46	5293.49	0.28	798.82	1.50	8.49	0.0817
			Median	6.89	121.36	732.48	2008.09	9819.52	9864.26	0.71	1671.55	5.00	11.10	0.1176
			Max	NC	NC	186.64	811.29	5258.65	5274.04	0.26	786.69	1.64	8.46	0.0819
			Geometric Mean	NC	11.38	186.64	811.29	5258.65	5274.04	0.26	786.69	1.64	8.46	0.0819
			N	33	33	33	33	33	33	33	33	33	33	33
			Mean	1.13	25.37	259.64	950.90	5493.72	5509.22	0.29	834.10	1.83	8.60	0.0833

Table 6 - Summary Descriptive Statistics of BHV3000 for Pharmacokinetic Parameters by Treatment – Part I

Analyte	Treatment	AUC _{0-15 min} (hr ⁻² ·ng/mL)	AUC _{0-30 min} (hr ⁻² ·ng/mL)	AUC _{0-1 h} (hr ⁻² ·ng/mL)	AUC _{0-2 h} (hr ⁻² ·ng/mL)	AUC _{0-4 h} (hr ⁻² ·ng/mL)	AUC _{0-6 h} (hr ⁻² ·ng/mL)	Residual area (%)	C _{max} (ng/mL)	T _{max} (hr)	T _{1/2} (hr)	K _{el} (1/hr)
BHV3000	Rimegepan t Sublingual ODT (Test)											
		N	67	67	67	67	67	67	67	67	67	67
		Mean	3.35	50.26	318.55	1039.82	5153.41	5167.94	909.86	1.50	8.26	0.0879
		SD	4.83	54.47	245.35	512.86	1471.15	1472.53	311.69	0.66	1.74	0.0193
		CV%	144.27	108.38	77.02	49.32	28.55	28.49	34.26	44.0	21.0	21.957
		Min	0.00	0.00	1.28	103.79	2344.91	2356.32	292.92	0.67	5.73	0.0540
		Median	1.26	29.16	267.11	1082.04	4956.26	4963.67	920.80	1.50	8.39	0.0827
		Max	24.49	210.33	911.21	2171.04	8855.17	8866.97	1855.84	2.50	4	0.1210
		Geometri c Mean	NC	NC	188.85	887.32	4943.80	4958.58	855.40	1.36	8.07	0.0859
	Rimegepan t Tablet (Reference)											
BHV3000		N	67	67	67	67	67	67	67	67	67	67
		Mean	0.90	22.58	245.83	937.67	5345.62	5360.09	871.35	1.94	8.28	0.0872
		SD	1.38	25.81	182.68	484.74	1606.41	1608.21	330.38	1.08	1.64	0.0185
		CV%	153.46	114.29	74.31	51.70	30.05	30.00	37.92	55.6	19.7	21.219
		Min	0.00	0.05	4.19	75.32	2635.48	2649.68	338.78	0.67	5.51	0.0603
		Median	0.34	14.03	218.33	899.23	5093.43	5104.27	851.12	2.00	8.40	0.0825
		Max	6.89	121.36	732.48	2008.09	9819.52	9864.26	2204.05	5.00	11.5	0.1257
		Geometri c Mean	NC	10.39	161.18	776.17	5121.92	5136.57	813.81	1.69	8.12	0.0854

Table 7 - Ratios, 90% Geometric Confidence Intervals, CV_{WR} (FDA Methodology)

PK Parameter	Ratio ¹ (%)	90% Lower C.I. ² (%)	90% Upper C.I. ² (%)	95% Upper Confidence Bounds ³ (%)	CV _{WR} (%)
Ln(AUC _{0-t})	96.79	92.63	101.15	-	15.70
Ln(AUC _{0-inf})	96.81	92.66	101.14	-	15.68
Ln(C _{max})	104.65	97.04	112.84	-	23.74

¹ Calculated using least-squares means according to the formula: e^(DIFFERENCE) X 100.

² 90% Geometric Confidence Interval using ln-transformed data.

³ Reference Scaled ABE approach.

EXAMPLE 6

Efficacy of Rimegepant – Results and analysis from the Clinical Trial – BHV3000-301 described in Example 2.

Objectives

To compare the efficacy, safety, and tolerability of rimegepant 75 mg oral tablet with placebo in the acute treatment of migraine in adults.

Methods

In a double-blind, randomized, placebo-controlled, multicenter study (Study 301, NCT03235479) adults ≥ 18 years of age with at least a 1-year history of ICHD 3-beta migraine were eligible to participate. Following a 3- to 28-day screening period, subjects were randomized to receive rimegepant 75 mg or matching placebo and instructed to treat a single migraine attack with 1 dose of the blinded study drug (rimegepant or placebo) when headache pain reached moderate or severe intensity. The coprimary endpoints were pain freedom at 2 hours postdose and freedom from the most bothersome symptom (MBS) at 2 hours postdose. Safety assessments included adverse events (AEs), ECGs, vital signs, physical measurements, and routine laboratory tests, including assessment of liver function. Unless stated otherwise, values presented are mean \pm SD.

Results

In total, 1162 subjects were randomized to receive rimegepant ($n=582$) or placebo ($n=580$), and 1084 were evaluated for efficacy (rimegepant $n=543$, placebo $n=541$). Subjects had a mean age of 41.6 ± 12.2 years, 85.5% were female, and by history had 4.7 ± 1.8 attacks per month. At 2 hours postdose, rimegepant treated patients had higher pain-free rates than placebo treated patients (19.2% vs 14.2%, $P=.0298$), were more likely to be free of the MBS (36.6% vs 27.7%, $P=.0016$); and had higher rates of pain relief (56.0% vs 45.7%, $P=.0006$). A single dose of rimegepant, without the use of rescue medication, demonstrated superiority versus placebo for sustained pain freedom and pain relief from 2 through 48 hours postdose ($P=.013$ and $P=.0003$, respectively). On a measure of functional disability, a greater proportion of rimegepant-treated patients achieved normal function at 2 hours ($P<.0001$).

The safety and tolerability profiles of rimegepant were similar to placebo. The most common AEs were nausea (.9%, 5/546 vs 1.1%, 6/549) and dizziness (.7%, 4/546 vs .4%, 2/549). Serum ALT or AST levels greater than the upper limit of normal (ULN) were seen in 2.0% (11/546) and 3.6% (20/549) of subjects treated with rimegepant and placebo, respectively. One subject in the rimegepant group (.2%)

and 1 subject in the placebo group (.2%) had a transaminase level >3 times ULN, and no subject in either group had a level >5 times ULN. No bilirubin elevations >2 times ULN were observed. Serious AEs (SAEs) were observed in .4% (n=2) of subjects in the rimegepant group and .2% (n=1) in the placebo group. No SAE was determined to be related to the study drug. Both subjects with SAEs in the rimegepant group had not been dosed before onset of the SAEs.

Conclusions

Significant and durable clinical effects were seen with a single dose of rimegepant across multiple outcome measures, including pain freedom, freedom from MBS, pain relief, and recovery of normal function. Rimegepant 75 mg oral tablet demonstrated favorable tolerability and safety, including a liver safety profile similar to placebo. These clinically meaningful results complement the benefits seen in an identical Phase 3 study (Study 302) and a previous Phase 2b study. Rimegepant may ultimately offer patients a novel approach for the acute treatment of migraine.

Endpoints	Rimegepant 75 mg	Placebo	P-value ^a
Coprimary			
Pain-free at 2 hours	19.2% [104/543]	14.2% [77/541]	.0298
Free from MBS at 2 hours	36.6% [199/543]	27.7% [150/541]	.0016
Selected secondary			
Photophobia-free at 2 hours	34.9% [164/470]	24.8% [120/483]	.0005
Phonophobia-free at 2 hours	38.6% [133/345]	30.9% [113/366]	.0299
Pain relief at 2 hours	56.0% [304/543]	45.7% [247/541]	.0006
Nausea-free at 2 hours	46.9% [149/318]	41.6% [134/322]	.1815

Sustained pain relief, 2-24 hours	38.9% [211/543]	27.9% [151/541]	.0001
-----------------------------------	--------------------	--------------------	-------

MBS, most bothersome symptom

^aEndpoints were tested hierarchically in the order shown at $P=.05$

Results from Example 6 are also shown in Figure 3.

EXAMPLE 7

Efficacy of Rimegepant – Results and analysis from the Clinical Trial – BHV3000-302 described in Example 3.

Objectives

To compare the efficacy, safety, and tolerability of rimegepant 75 mg oral tablet with placebo in the acute treatment of migraine in adults.

Methods

In a double-blind, randomized, placebo-controlled, multicenter study (Study 302, NCT03237845) adults ≥ 18 years of age with at least a 1-year history of ICHD 3-beta migraine were eligible to participate. Following a 3- to 28-day screening period, subjects were randomized to receive rimegepant 75 mg or matching placebo and instructed to treat a single migraine attack with 1 dose of the blinded study drug (rimegepant or placebo) when headache pain reached moderate or severe intensity. The coprimary endpoints were pain freedom at 2 hours postdose and freedom from the most bothersome symptom (MBS) at 2 hours postdose. Safety assessments included adverse events (AEs), ECGs, vital signs, physical measurements, and routine laboratory tests, including assessment of liver function. Unless stated otherwise, values presented are mean \pm SD.

Results

In total, 1186 subjects were randomized to receive rimegepant ($n=594$) or placebo ($n=592$), and 1072 were evaluated for efficacy (rimegepant $n=537$, placebo $n=535$). Subjects had a mean age of 40.6 ± 12.0 years, 88.7% were female, and by history had 4.6 ± 1.8 attacks per month. At 2 hours postdose, rimegepant treated patients had higher pain free rates than placebo treated patients (19.6% vs 12.0%, $P=.0006$), were more likely to be free of the MBS (37.6% vs 25.2%, $P<.0001$); and had higher rates of pain relief (58.1% vs 42.8%, $P<.0001$). A single dose of rimegepant, without the use of rescue

medication, demonstrated superiority versus placebo for sustained pain freedom and pain relief from 2 through 48 hours postdose ($P=.0181$ and $P<.0001$, respectively). On a measure of functional disability, a greater proportion of rimegepant-treated patients achieved normal function at 2 hours ($P<.0001$).

The safety and tolerability profiles of rimegepant were similar to placebo. The most common AEs were nausea (1.8%, 10/543 vs 1.1%, 6/543) and urinary tract infection (1.5%, 8/543 vs 1.1%, 6/543). Serum ALT or AST levels greater than the upper limit of normal (ULN) were seen in 2.4% (13/543) and 2.2% (12/543) of subjects treated with rimegepant and placebo, respectively. No subject in either treatment group had a transaminase level greater than 3 times ULN, and no bilirubin elevations greater than 2 times ULN were observed. Serious AEs (SAEs) were observed in 1 subject in the rimegepant group (back pain) and 2 subjects in the placebo group. No SAEs were determined to be related to the study drug.

Conclusions

Significant and durable clinical effects were seen with a single dose of rimegepant across multiple outcome measures, including pain freedom, freedom from MBS, pain relief, and recovery of normal function. Rimegepant 75 mg oral tablet demonstrated favorable tolerability and safety, including a liver safety profile similar to placebo. These clinically meaningful results complement the benefits seen in Study 301. Rimegepant may ultimately offer patients a novel approach for the acute treatment of migraine.

Endpoints	Rimegepant 75 mg	Placebo	P-value ^a
Coprimary			
Pain-free at 2 hours	19.6% [105/537]	12.0% [64/535]	.0006
Free from MBS at 2 hours	37.6% [202/537]	25.2% [135/535]	<.0001
Selected secondary			
Photophobia-free at 2 hours	37.4% [183/489]	22.3% [106/477]	<.0001

Phonophobia-free at 2 hours	36.7% [133/362]	26.8% [100/374]	.0039
Pain relief at 2 hours	58.1% [312/537]	42.8% [229/535]	<.0001
Nausea-free at 2 hours	48.1% [171/355]	43.3% [145/336]	.2084
Sustained pain relief, 2-24 hours	42.6% [229/537]	26.5% [142/535]	<.0001

MBS, most bothersome symptom

^aEndpoints were tested hierarchically in the order shown at $P=.05$

Results from Example 7 are also shown in Figure 4.

EXAMPLE 8

Clinical Trial – BHV3000-303 : Phase 3: Double-Blind, Randomized, Placebo-Controlled, Safety and Efficacy Trial of BHV-3000 (Rimegepant) Orally Disintegrating Tablet (ODT) for the Acute Treatment of Migraine (ClinicalTrials.gov Identifier: NCT03461757)

A phase 3 clinical study was conducted with 1812 participants, as follows.

Study Description

Brief Summary:

The purpose of this study is to compare the efficacy of BHV-3000 (rimegepant ODT) versus placebo in subjects with Acute Migraines.

Condition or disease	Intervention/treatment	Phase
Migraine	Drug: Rimegepant Drug: Placebo	Phase 3

Study Design

Study Type : Interventional (Clinical Trial)

Actual Enrollment : 1812 participants

Allocation: Randomized

Intervention Model: Parallel Assignment

Masking: Triple (Participant, Care Provider, Investigator)

Primary Purpose: Treatment

Official Title: BHV3000-303: Phase 3, Double-Blind, Randomized, Placebo Controlled, Safety and Efficacy Trial of BHV-3000 (Rimegepant) Orally Disintegrating Tablet (ODT) for the Acute Treatment of Migraine

Actual Study Start Date : February 27, 2018

Actual Primary Completion Date : October 8, 2018

Actual Study Completion Date : October 15, 2018

Arms and Interventions

Arm	Intervention/treatment
Experimental: Arm 1: BHV-3000 (Active)	Drug: Rimegepant BHV-3000 (rimegepant) 75 mg (ODT)
Placebo Comparator: Arm 2: Placebo Comparator Drug	Drug: Placebo 75mg matching placebo ODT

Outcome Measures**Primary Outcome Measures:**

1. Pain freedom of rimegepant compared with placebo in the acute treatment of migraine will be measured using the number of evaluable subjects that report no pain at 2 hours post-dose.

[Time Frame: Two hours post dose]

Pain will be measured on a 4 point Likert scale (0=none, 1=mild, 2=moderate, 3=severe)

2. Freedom from the most bothersome symptom (MBS) of rimegepant compared with placebo will be measured using the number of evaluable subjects that report the absence of their MBS at 2 hours post-dose. [Time Frame: Two hours post dose]

The MBS (nausea, phonophobia or photophobia) will measured using a binary scale (0=absent, 1=present).

Secondary Outcome Measures :

1. To measure rimegepant compared to placebo on Pain Relief, at 2 hours post-dose, that report a pain level of moderate or severe at baseline and then report a pain level of none or mild.

[Time Frame: 2 hours post-dose]

Pain Relief as measured by a 4 point numeric rating scale (None, Mild, Moderate, Severe)

2. Functional disability scale [Time Frame: 2 hour post-dose]

Subjects self-report "normal" on the functional disability scale

3. Rimegepant compared to placebo on sustained pain relief, from 2 to 24 hours by using the number of subjects that do not use any rescue medications, and do not experience any moderate or severe headache pain through that time. [Time Frame: 2 hours- 24 hours post-dose]

Sustained Pain Relief as measured by a 4 point numeric rating scale (None, Mild, Moderate, Severe)

4. Sustained freedom from most bothersome symptom from 2 to 24 hours , assessed by using the number of subjects that do not experience their most bothersome symptom through below time period.

[Time Frame: 2 to 24 hours post dose]

Most bothersome symptom

5. To measure rimegepant compared to placebo on the probability of requiring rescue medication will be assessed using the number of subjects that take rescue medication within 24 after administration of study medication (BHV3000 or placebo). [Time Frame: up to 24 hours post-dose]

Requiring Rescue Medication

6. Sustained ability to function at a normal level as measured by the Functional disability scale

[Time Frame: 2 to 24 hours post dose]

Subjects self-report "normal" on the functional disability scale

7. Rimegepant compared to placebo on sustained pain relief from 2 to 48 hours, using the number of subjects that do not use any rescue medications and do not experience moderate to severe headache pain. [Time Frame: 2 hours - 48 hours post-dose]

Sustained Pain Relief as measured by a 4 point numeric rating scale (None, Mild, Moderate, Severe)

8. Rimegepant compared to placebo on pain freedom from most bothersome symptom from 2- 48 hours post dose. [Time Frame: 2 to 48 hours post dose]

Most bothersome symptom

9. Sustained ability to function at a normal level as measured by the Functional disability scale [Time Frame: 2 to 48 hours post dose]

Subjects self-report "normal" on the functional disability scale

10. Rimegepant compared to placebo by tabulating the number of subjects that report the absence of photophobia at 2 hours post-dose in the subset of subjects that reported the presence of photophobia at headache baseline [Time Frame: 2 hours post-dose]

Freedom from Photophobia

11. Functional disability scale [Time Frame: 90 minutes post dose]

Subjects self-report "normal" on the functional disability scale

12. Rimegepant compared to placebo on sustained pain relief at 90 minutes, using the number of subjects that do not use any rescue medications and do not experience moderate to severe headache pain. [Time Frame: 90 minutes post dose]

Pain Relief as measured by a 4 point numeric rating scale (None, Mild, Moderate, Severe)

13. Rimegepant compared to placebo from 2 to 24 hours, using the number of subjects that do not experience any headache pain through the time period of interest. [Time Frame: 2 hours -24 hours post-dose]

Sustained Pain Freedom as measured by a 4 point numeric rating scale (None, Mild, Moderate, Severe)

14. Sustained freedom from most bothersome symptom at 90 minutes, assessed by using the number of subjects that do not experience their most bothersome symptom through below time period. [Time Frame: 90 minutes post-dose]

Most bothersome symptom

15. Rimegepant compared to placebo on sustained pain freedom 90 minutes post dose, will be measured using the number of subjects that do not experience any headache pain through the time period of interest. [Time Frame: 90 minutes post-dose]

Sustained Pain Freedom as measured by a 4 point numeric rating scale

16. Rimegepant compared to placebo by tabulating the number of subjects that report the absence of phonophobia at 2 hours post-dose in the subset of subjects that reported the presence of phonophobia at headache baseline [Time Frame: 2 hours post-dose]

Freedom from Phonophobia

17. Rimegepant compared to placebo on sustained pain freedom, from 2 to 48 hours, will be measured using the number of subjects that do not experience any headache pain through the time period of interest. [Time Frame: 2 hours - 48 hours post-dose]

Sustained Pain Freedom as measured by a 4 point numeric rating scale (None, Mild, Moderate, Severe)

18. To measure rimegepant compared to placebo on Pain Relief, at 60 minutes post-dose, that report a pain level of moderate or severe at baseline and then report a pain level of none or mild. [Time Frame: 60 minutes post dose]

Sustained Pain Relief as measured by a 4 point numeric rating scale (None, Mild, Moderate, Severe)

19. Functional disability scale [Time Frame: 60 minutes post dose]

Subjects self-report "normal" on the functional disability scale

20. Freedom from Nausea will by tabulating the number of subjects that report the absence of nausea at 2 hours post-dose in the subset of subjects that reported the presence of nausea at headache baseline. [Time Frame: 2 hours post-dose]

Freedom from Nausea

21. To assess the number of subjects that are pain free at 2 hours post-dose and then have a headache of any severity (response of 1, 2 or 3 on the 4-point scale within 48 hours after administrations of study medication, rimegepant or placebo. [Time Frame: 2 hours - 48 hours post-dose]

Pain relapse

Further details concerning the clinical study including eligibility criteria, contacts and locations and more information can be found at www.clinicaltrials.gov for ClinicalTrials.gov Identifier: NCT03461757.

EXAMPLE 9

Results from the clinical trial described in Example 8 are summarized as follows.

Study 303 met its co-primary registrational endpoints of pain freedom and freedom from most bothersome symptom (MBS) at 2 hours using a single dose (Table 8). Importantly, patients treated with the rimegepant Zydis ODT formulation in accordance with the present invention began to numerically separate from placebo on pain relief as early as 15 minutes and demonstrated statistical significance by 60 minutes ($p < 0.0001$) (see Figure 5). Figure 5 shows the percentage of patients experiencing pain relief between 0 and 2 hours after dosing for patients who took a single dose of rimegepant Zydis ODT 75 mg or placebo. Data are Kaplan-Meier exploratory estimates with pain relief defined as patients who have either mild-pain or no-pain during the specified interval. Subjects were censored who took rescue medication or were lost to follow-up during the specified interval. Additionally, a significantly greater percentage of patients treated with rimegepant Zydis ODT returned to normal functioning within 60 minutes as compared to placebo ($p < 0.002$). Lasting clinical benefit was observed through 48 hours on pain relief ($p < 0.001$), pain freedom ($p < 0.001$), most bothersome symptom ($p < 0.001$), functional disability ($p < 0.003$) and multiple other secondary endpoints after a single dose of rimegepant as compared to placebo. The vast majority of patients treated with rimegepant Zydis ODT (85%) did not use any rescue medications.

Table 8: Study 303

Pain Freedom & Freedom from Most Bothersome Symptom

2 Hour Endpoint	Rimegepant (N=669)	Placebo (N=682)	Difference	Adjusted p-value
Pain Freedom	21.2%	10.9%	10.3%	< 0.0001
Freedom from MBS ¹	35.1%	26.8%	8.3%	0.0009

In Study 303, rimegepant Zydis ODT statistically differentiated from placebo on the two co-primary endpoints as well as the first 21 consecutive secondary outcome measures were prespecified in hierarchical testing (p -values < 0.05). These secondary outcomes and additional exploratory outcome measures from this study are anticipated to be presented at upcoming scientific meetings in 2019.

The safety and tolerability of rimegepant in Study 303 was consistent with the profile previously observed in Study 301 (Example 2) and 302 (Example 3). Table 9 shows the pooled safety data across all three trials. No single adverse event (AE) occurred in the rimegepant group with an incidence higher than 1.6% and overall rates of AEs were similar to placebo. With regard to liver function tests, one patient treated with placebo and one patient treated with rimegepant showed LFTs > 3x ULN in Study 303. Pooled liver function test results across the three pivotal trials (n=3,556) performed to date showed that rimegepant was similar to placebo with regard to aminotransferase (ALT or AST) levels above the upper limit of normal (ULN) and no patients experienced elevations in bilirubin > 2x ULN (Table 10).

**Table 9: Pooled Adverse Event (AE) Safety Data:
Complete Dataset of AEs from Studies 301, 302 and 303 of
Patients Reporting an AE within 48 Hours Post-Dose ≥ 1% Incidence**

Adverse Event	Rimegepant (n=1,771)	Placebo (n=1,785)
≥ 1 On-Study		
AE*	252 (14.2%)	209 (13.2%)
Nausea	26 (1.5%)	15 (0.8%)
UTI	21 (1.2%)	12 (0.7%)
SAEs**	3 (0.2%)	3 (0.2%)

*No other individual AEs ≥ 1%, in rimegepant treated subjects, than listed in table. Includes all AEs without attribution to drug relatedness.

**No drug-related Serious Adverse Events (SAEs). 2 of the subjects with SAE in rimegepant group and 1 in placebo group had not been dosed before onset of SAE.

Table 10: Pooled Liver Function Test (LFT) Profile:

**Complete Dataset of LFT Results from Studies 301, 302, and
303***

ALT or AST	Rimegepant (n=1,771)	Placebo (n=1,785)
> ULN ¹	48 (2.7%)	52 (2.9%)
> 3x ULN	2 (0.1%)	2 (0.1%)
> 5x ULN	1 (0.06%) ²	0
> 10x ULN	0	0
> 20x ULN	0	0

¹Upper limit of normal; ALT alanine aminotransferase; AST aspartate aminotransferase

²AST elevation, Not Drug-Related as deemed by the investigator: subject newly initiated weight-lifting with laboratory results consistent with muscle injury

*AST/ALT Categories are not mutually exclusive; No bilirubin elevations > 2x ULN across Studies 301, 302 and 303

Further results from the clinical trial described in Example 8 (Study 303) are shown in Tables 11, 12 and Figure 6.

Table 11

ORDER	Primary Endpoints	Rimegepant	Placebo	P-value
Primary, 1	Pain @ 2hrs	21.2%	10.9%	<0.0001
Primary, 2	MBS @ 2hrs	35.1%	26.8%	0.0009
SECONDARY ORDER	Secondary Endpoints	BHV	PBO	P-value

1	Pain Relief @ 2 hours	59.3%	43.3%	<0.0001
2	Functional Disability at 2 hours	38.1%	25.8%	<0.0001
3	SP Relief 2 to 24 hours	47.8%	27.7%	<0.0001
4	MBS 2 to 24	27.1%	17.7%	<0.0001
5	Prob of Rescue Meds in 24 hours	14.2%	29.2%	<0.0001
6	Functional Disability 2 to 24	29.6%	16.9%	<0.0001
7	SP Relief 2 to 48 hours	42.2%	25.2%	<0.0001
8	MBS 2 to 48	23.2%	16.4%	0.0018
9	Functional Disability 2 to 48	26.0%	15.4%	<0.0001
10	Photophobia @ 2 hours	33.4%	24.5%	0.0007
11	Functional Disability @ 90 minutes	30.2%	21.3%	0.0002
12	Pain Relief @ 90 minutes	49.6%	37.2%	<0.0001
13	SP Freedom 2 to 24 hours	15.7%	5.6%	<0.0001
14	MBS Freedom at 90 minutes	27.4%	21.5%	0.0128
15	Pain Freedom @ 90 minutes	15.1%	7.3%	<0.0001
16	Phonophobia @ 2hours	41.7%	30.2%	0.0003
17	SP Freedom 2 to 48 hours	13.5%	5.4%	<0.0001
18	Pain Relief at 60 minutes	36.8%	31.2%	0.0314

19	Functional Disability at 60 minutes	22.3%	15.8%	0.0025
20	Nausea @ 2 hours	51.0%	45.2%	0.0898
21	Pain Relpase 2 to 48	36.6%	50.0%	0.0577

Table 12

RIMEGEPANT (BHV-3000) PHASE 3 – STUDY 303
Sustained Pain Relief¹ from 2, 3, & 4 to 24 or 48 hours

	<u>Sustained Pain Relief</u>	<u>Rimegepant</u> n=669	<u>Placebo</u> n=682	<u>p-value</u>
24 hr	2 to 24 hrs	47.8%	27.7%	<0.0001
	3 to 24 hrs	56.4%	33.1%	<0.0001
	4 to 24 hrs	61.7%	36.8%	<0.0001
48 hr	2 to 48 hrs	42.2%	25.2%	<0.0001
	3 to 48 hrs	49.9%	29.8%	<0.0001
	4 to 48 hrs	54.7%	33.0%	<0.0001

1. Sustained Pain Relief is defined as patients who have either mild-pain or no-pain pain during the specified interval, with no use of rescue medication. Analyses of 3-24, 4-24, 3-48, and 4-48 hours are exploratory

EXAMPLE 10

Clinical Trial – BHV3000-201: Open Label Safety Study in Acute Treatment of Migraine (ClinicalTrials.gov Identifier: NCT 03266588)

A phase 2/3 clinical study is conducted with about 2000 participants, as follows.

Study Description

Brief Summary:

The purpose of this study is to evaluate safety and tolerability of BHV3000 (rimegepant).

Condition or disease	Intervention/treatment	Phase
Migraine	Drug: Rimegepant	Phase 2Phase 3

Study Design

Study Type : Interventional (Clinical Trial)

Estimated Enrollment : 2000 participants

Intervention Model: Single Group Assignment

Masking: None (Open Label)

Primary Purpose: Treatment

Official Title: A Multicenter, Open Label Long-Term Safety Study of BHV3000 in the Acute Treatment of Migraine

Actual Study Start Date : August 30, 2017

Estimated Primary Completion Date : July 2019

Estimated Study Completion Date : July 2019

Arms and Interventions

Arm	Intervention/treatment
Experimental: Rimegepant	Drug: Rimegepant 75 mg oral tablet Other Name: BHV3000

Outcome Measures

Primary Outcome Measures:

1. To assess the safety and tolerability of rimegepant (BHV-3000) by measuring the frequency and severity of adverse events and discontinuations due to adverse events [Time Frame: 52 weeks] Number of subjects with treatment-emergent adverse events as assessed through laboratory tests, ECGs, physical exam findings (safety and tolerability)

Secondary Outcome Measures:

1. ALT or AST > 3x ULN with total bilirubin >2x ULN [Time Frame: 52 weeks] elevated liver function tests
2. hepatic related adverse events and hepatic related adverse events that lead to discontinuation [Time Frame: 52 weeks] adverse events related to liver

Further details concerning the clinical study including eligibility criteria, contacts and locations and more information can be found at www.clinicaltrials.gov for ClinicalTrials.gov Identifier: NCT03266588.

EXAMPLE 11

Results from the clinical trial described in Example 10 are summarized as follows. Study BHV3000-201 demonstrated initial positive results. The interim analysis (database cutoff of November 21, 2018) demonstrated that the safety and tolerability of long-term dosing of rimegepant in patients with migraine is consistent with the profile observed in phase 1- 3 studies to date. Patients were allowed to treat migraine attacks of all severities (mild to severe) up to once daily for a full year. The initial results for hepatic safety and tolerability of rimegepant 75 mg in study participants is based upon review of both adverse events and regularly scheduled liver function tests. Interim hepatic data were reviewed by an external and independent panel of liver experts. There were no liver cases assessed as probably related to study drug and there were no Hy's Law cases identified. The panel concluded that there was no liver safety signal detected to date, including a subset of patients with near-daily dosing (≥ 15 doses/month). In the aggregate, it was noted that compared to migraine trials with drugs other than rimegepant, there was a very low incidence of overall elevations of liver function

test abnormalities in rimegepant treated patients (1.0% incidence of serum ALT or AST > 3x ULN). Subjects will continue to participate in Study 201 with additional data analyses to be submitted in the NDA and required 120-day safety updates.

In addition to the interim safety analysis, data from subjects was assessed to determine reductions in the number of headache days per month. The data presented in Table demonstrate that patients experienced fewer headache days per month while taking rimegepant during their treatment phase versus their observation phase of the study. For example, of 1731 subjects, 683 (39.5%) had a reduction in headache days per month of at least 20%, 602 (34.8%) had a reduction in headache days per month of at least 25%, 523 (30.2%) had a reduction in headache days per month of at least 30%, 442 (25.5%) had a reduction in headache days per month of at least 35%, 362 (20.9%) had a reduction in headache days per month of at least 40%, 287 (16.6%) had a reduction in headache days per month of at least 45%, 226 (13.1%) had a reduction in headache days per month of at least 50%. This result was surprising and unexpected and indicates that rimegepant may function as a preventative treatment for migraine as well as an acute treatment. Reductions in the mean number of headache days per month was observed beginning as early as the first month and continued in subsequent months of therapy.

Accordingly, in accordance with the present invention, it may be possible to treat patients that suffer from migraine headaches by administering rimegepant to the patient at a dosage, e.g., 75 mg, and at a frequency, e.g., once per month, twice per month, three times per month, four times per month, five or more times per month, ten or more times per month, fifteen or more times per month, effective to reduce the number of headaches per month, e.g., a 20% or greater reduction in the number.

TABLE 13
BHV-3000-201 - Percent Decrease in Migraines per Month

	Enrollmen t Group (2-8)	Enrollment Group (9- 14)	Enrollment Group (4- 14)	Overall
Overall Percent Decrease				
n	100	458	269	1731
	4			
>= 20.0% decrease	353 (35.2)	171 (37.3)	159 (59.1)	683 (39.5)
>= 25.0% decrease	308 (30.7)	150 (32.8)	144 (53.5)	602 (34.8)
>= 30.0% decrease	268 (26.7)	125 (27.3)	130 (48.3)	523 (30.2)
>= 35.0% decrease	224 (22.3)	101 (22.1)	117 (43.5)	442 (25.5)
>= 40.0% decrease	181 (18.0)	81 (17.7)	100 (37.2)	362 (20.9)
>= 45.0% decrease	144 (14.3)	60 (13.1)	83 (30.9)	287 (16.6)
>= 50.0% decrease	113 (11.3)	46 (10.0)	67 (24.9)	226 (13.1)

Throughout this application, various publications are referenced by author name and date, or by patent number or patent publication number. The disclosures of these publications are hereby incorporated in their entireties by reference into this application in order to more fully describe the state of the art as known to those skilled therein as of the date of the invention described and claimed herein. However, the citation of a reference herein should not be construed as an acknowledgement that such reference is prior art to the present invention.

Those skilled in the art will recognize, or be able to ascertain using no more than routine experimentation, numerous equivalents to the specific procedures described herein. Such equivalents are considered to be within the scope of this invention and are covered by the following claims. For example, pharmaceutically acceptable salts other than those specifically disclosed in the description and Examples herein can be employed. Furthermore, it is intended that specific items within lists of items, or subset groups of items within larger groups of items, can be combined with other specific items, subset groups of items or larger groups of items whether or not there is a specific disclosure herein identifying such a combination.

CLAIMS

What is claimed is:

1. A method of treating migraine in a patient in need thereof, comprising administering to the patient a pharmaceutical composition comprising a pharmaceutically acceptable carrier and a therapeutically effective amount of rimegepant, or a pharmaceutically acceptable salt thereof, wherein the pharmaceutical composition is in the form of an oral fast-dispersing dosage form and wherein the pharmaceutical composition comprises fish gelatin.
2. The method of claim 1 wherein the decrease in the number of migraines per month for said patient of at least 30%.
3. The method of claim 2 wherein the decrease in the number of migraines per month for said patient of at least 40%.
4. A method of treating migraine in a patient in need thereof, comprising administering to the patient a pharmaceutical composition comprising a pharmaceutically acceptable carrier and a therapeutically effective amount of rimegepant, or a pharmaceutically acceptable salt thereof, in order to provide Pain Freedom of the pharmaceutical composition of at about 30% greater than placebo, wherein the pharmaceutical composition is in the form of an oral fast-dispersing dosage form and wherein the pharmaceutical composition comprises fish gelatin.
5. The method of claim 1 wherein the Pain Freedom of the pharmaceutical composition is at least about 50% greater than placebo.
6. The method of claim 4 wherein the Pain Freedom of the pharmaceutical composition is from about 30-75% greater than placebo.
7. The method of claim 6 wherein the Pain Freedom of the pharmaceutical composition is from about 35-65% greater than placebo.

8. A method of treating migraine in a patient in need thereof, comprising administering to the patient a pharmaceutical composition comprising a pharmaceutically acceptable carrier and a therapeutically effective amount of rimegepant, or a pharmaceutically acceptable salt thereof, in order to provide Freedom from MBS of the pharmaceutical composition of at about 30% greater than placebo, wherein the pharmaceutical composition is in the form of an oral fast-dispersing dosage form and wherein the pharmaceutical composition comprises fish gelatin.
9. The method of claim 8 wherein the Freedom from MBS of the pharmaceutical composition is at least about 40% greater than placebo.
10. The method of claim 8 wherein the Freedom from MBS of the pharmaceutical composition is from about 30-50% greater than placebo.
11. The method of claim 4 which provides an AUC_{0-t} of from about 80-125% of 5000 (hr*ng/mL).
12. The method of claim 4 which provides a C_{max} of from about 80-125% of 835 (ng/mL).
13. A pharmaceutical composition comprising a pharmaceutically acceptable carrier and a therapeutically effective amount of rimegepant, or a pharmaceutically acceptable salt thereof, , wherein the pharmaceutical composition is in the form of an oral fast-dispersing dosage form and wherein the pharmaceutical composition comprises fish gelatin.
14. The pharmaceutical composition of claim 13 which comprises about 75 mg of rimegepant or a pharmaceutically acceptable salt thereof.
15. The pharmaceutical composition of claim 13 wherein the rimegepant is in the form of a hemisulfate sesquihydrate salt.
16. The pharmaceutical composition of claim 13 comprising from about 70-80 wt% rimegepant hemisulfate sesquihydrate, about 10-20 wt% fish gelatin, about 10-20 wt% of a filler, and 0.1-5.0 wt% of a flavorant.

17. The pharmaceutical composition of claim 16 wherein the filler is mannitol.

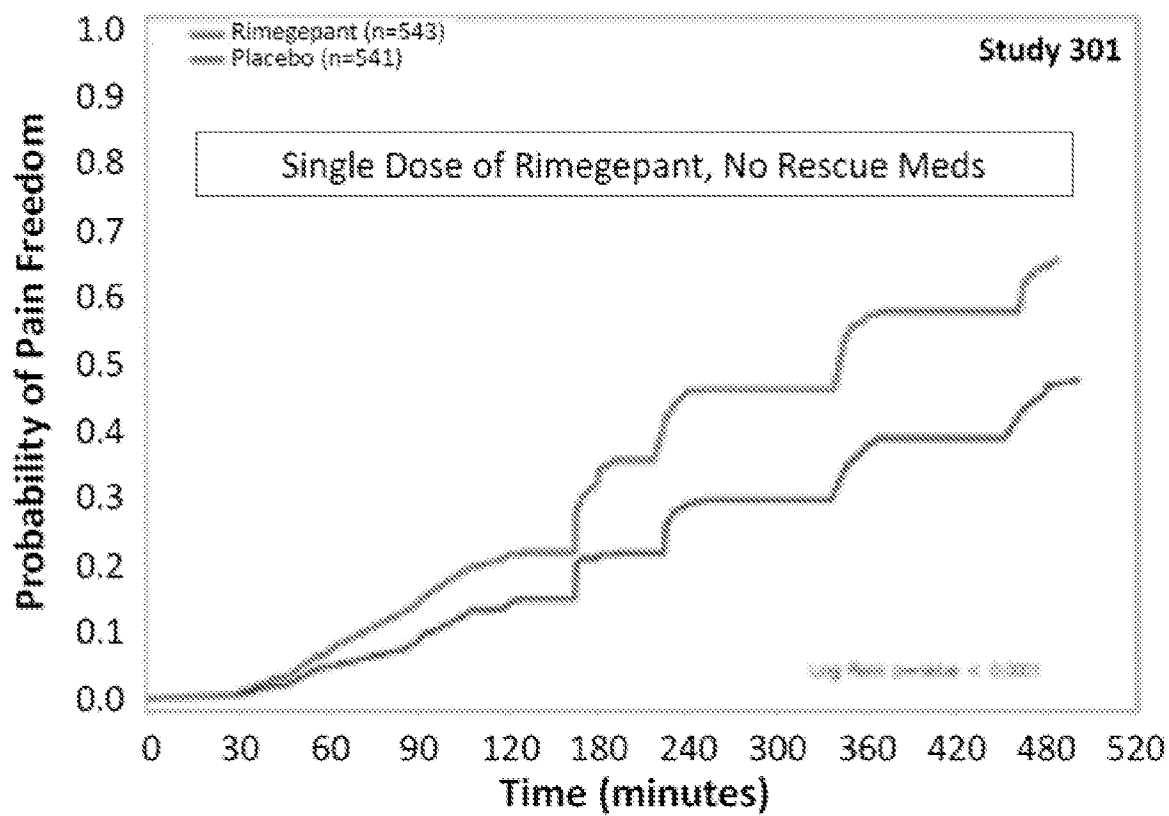


Figure 1

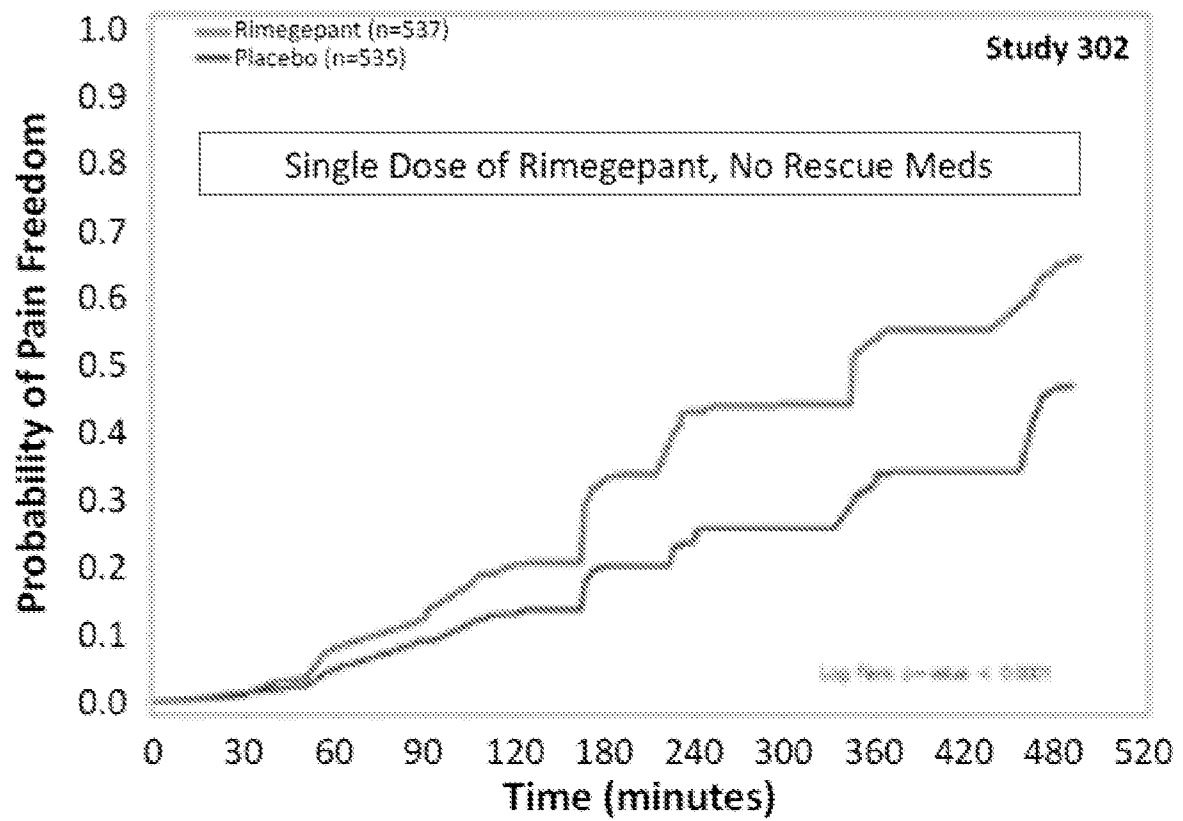
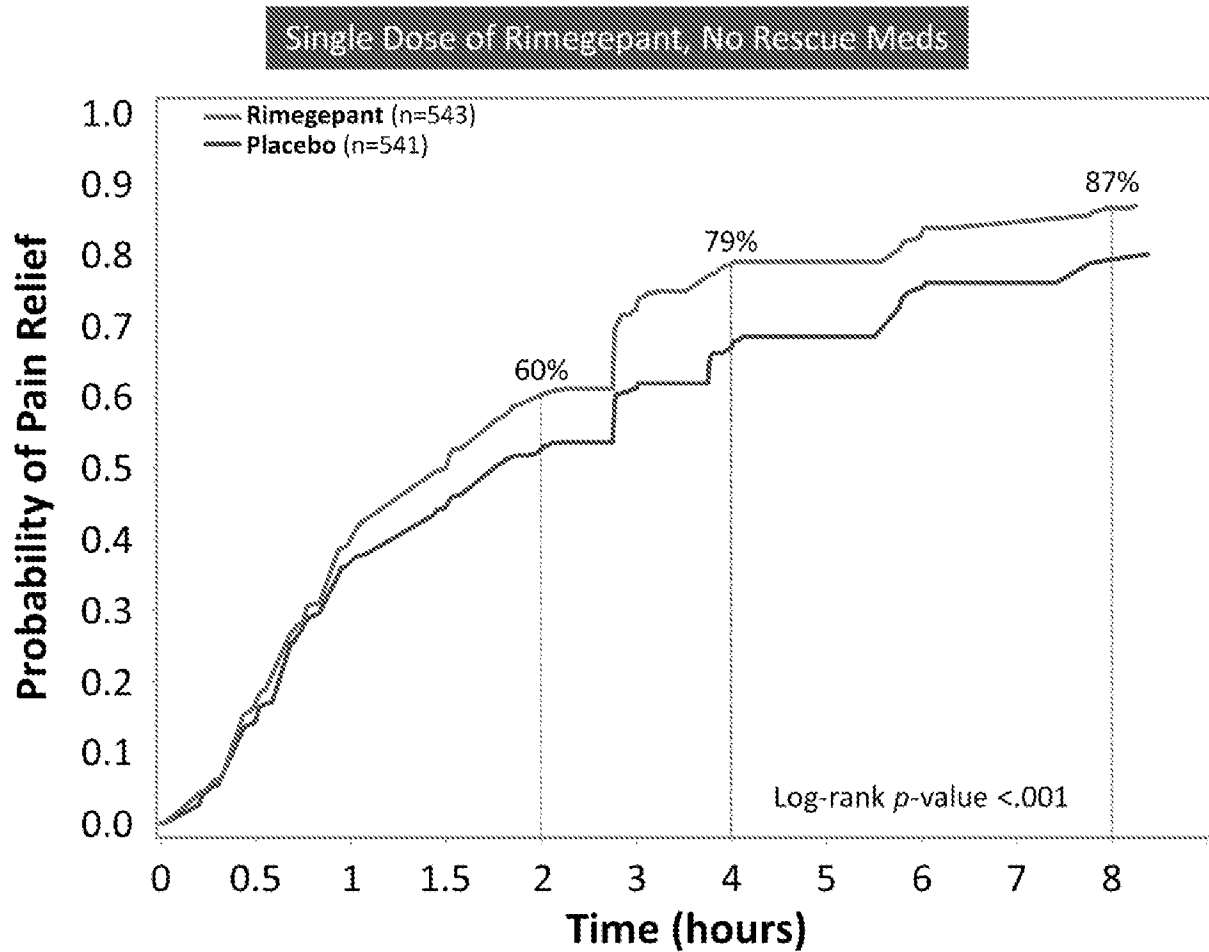


Figure 2

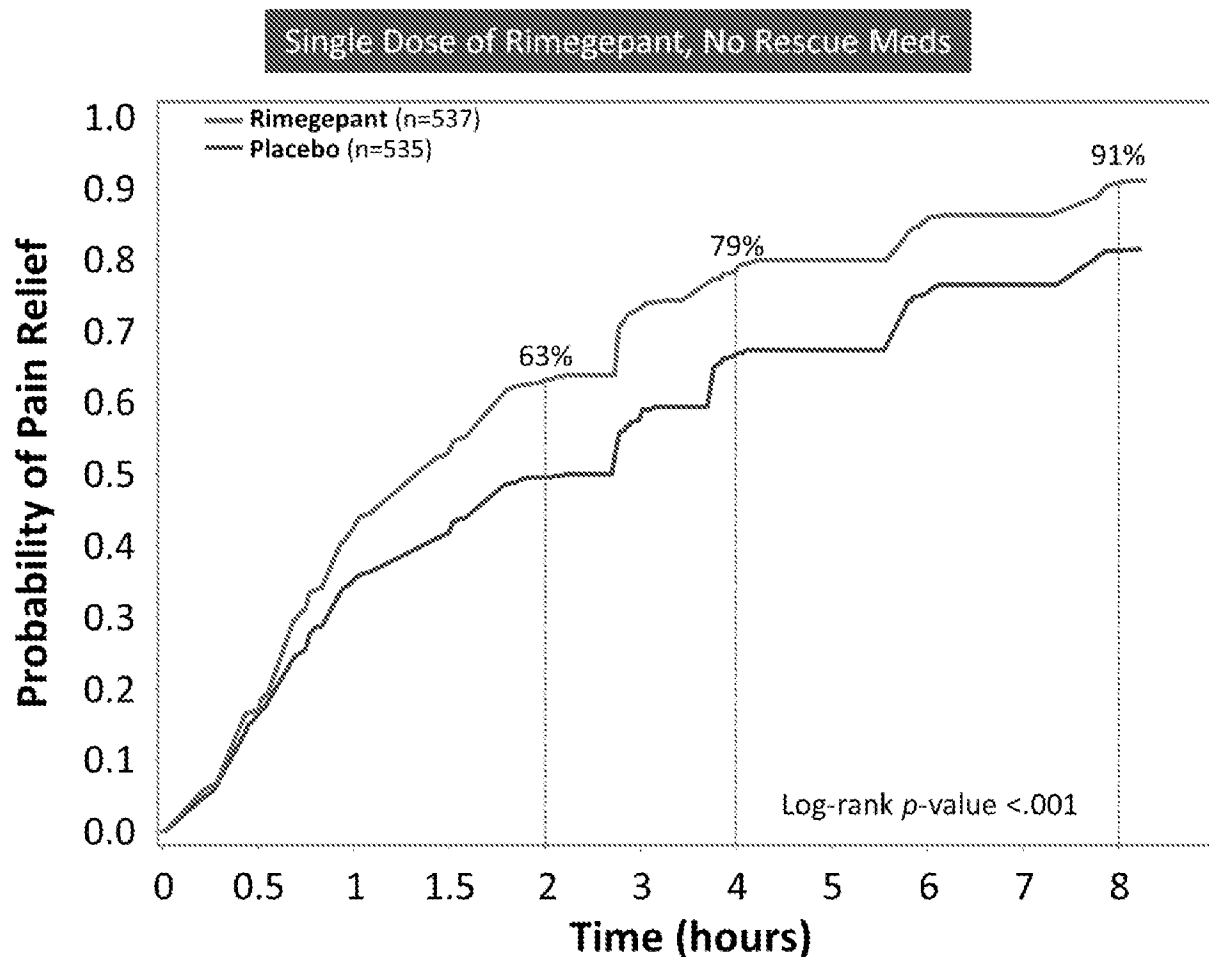
Study 301: Time to Pain Relief up to 8 Hours Postdose



Data are Kaplan-Meier estimates of pain relief; subjects were censored (not included) who took rescue medication or were lost to follow-up during the specified interval

Figure 3

Study 302: Time to Pain Relief up to 8 Hours Postdose



Data are Kaplan-Meier estimates of pain relief; subjects were censored (not included) who took rescue medication or were lost to follow-up during the specified interval

Figure 4

Study 303, Kaplan-Meier Pain Relief Curve Through 2 Hours after Single Dose of Rimegepant 75 Mg Zydis ODT

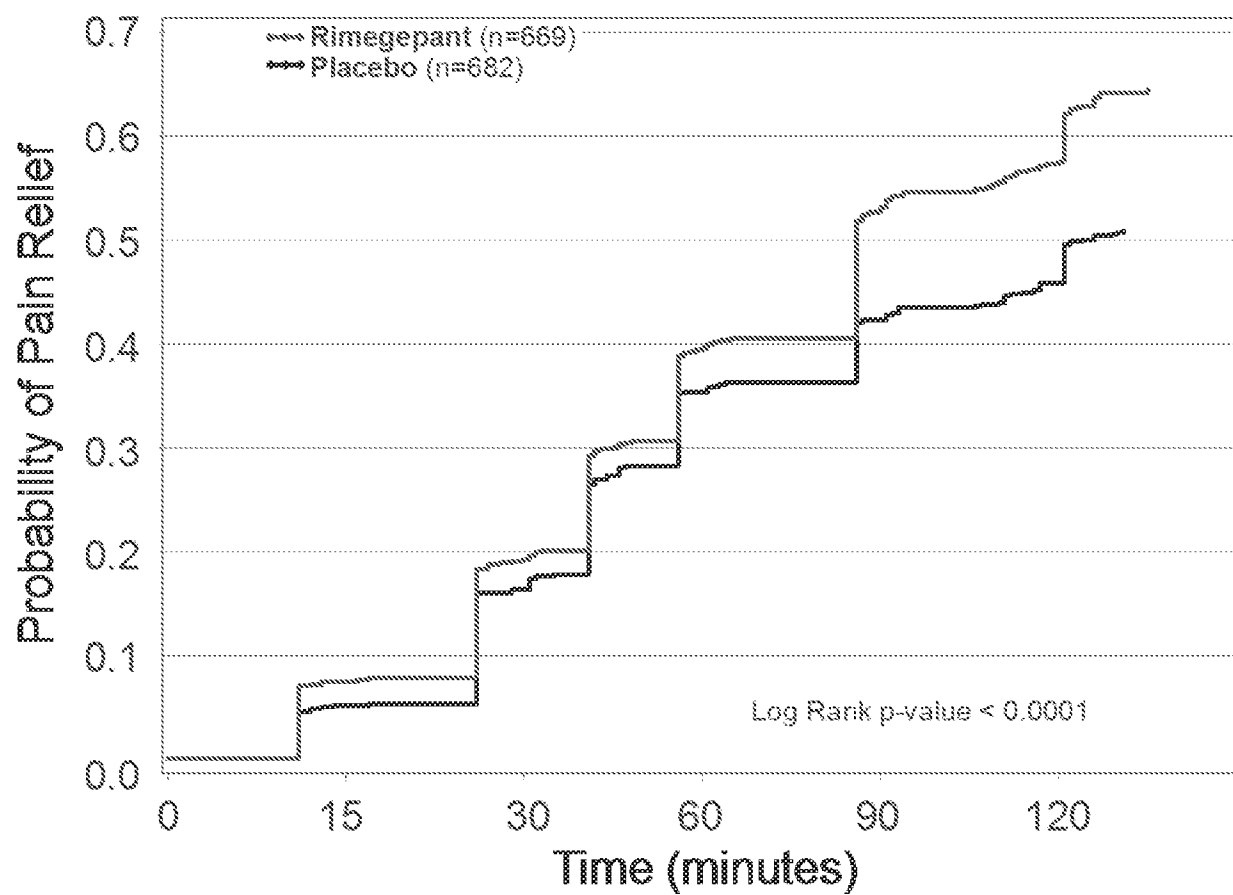


Figure 5

RIMEGEPANT (BHV-3000) PHASE 3 -- STUDY 303, RIMEGEPANT 75 MG ZYDIS ODT

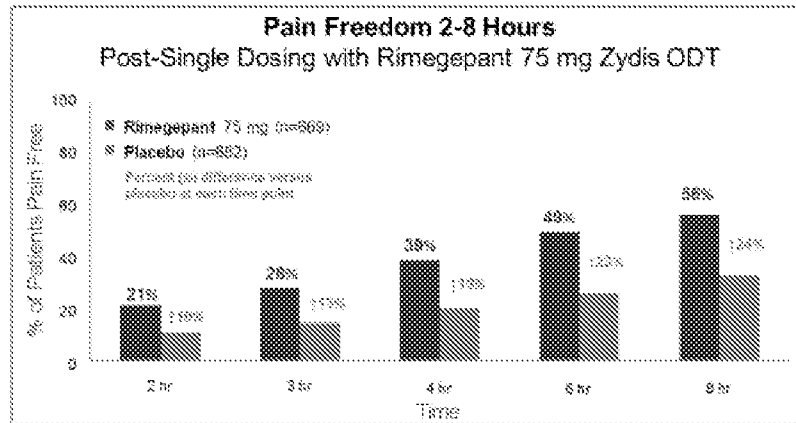


Figure 6