



US00D528587S

(12) **United States Design Patent**
Nakaeda

(10) **Patent No.:** **US D528,587 S**

(45) **Date of Patent:** **** Sep. 19, 2006**

(54) **LABEL PRINTER**

(75) Inventor: **Masayuki Nakaeda**, Kawasaki (JP)

(73) Assignee: **Toshiba Tec Kabushiki Kaisha**, Tokyo (JP)

(**) Term: **14 Years**

(21) Appl. No.: **29/238,983**

(22) Filed: **Sep. 23, 2005**

(30) **Foreign Application Priority Data**

Mar. 30, 2005 (JP) 2005-009368

(51) **LOC (8) Cl.** **18-99**

(52) **U.S. Cl.** **D18/19**

(58) **Field of Classification Search** D18/50,
D18/51, 19, 35.1, 54, 99, 37, 184; 101/5,
101/47, 49, 53; 235/375; 346/9-11, 76.1;
119/406-407; D14/339, 346, 463; D13/184
See application file for complete search history.

(56) **References Cited**

U.S. PATENT DOCUMENTS

D376,141 S * 12/1996 Takeuchi D18/50

D443,890 S * 6/2001 Sato et al. D18/50
D465,465 S * 11/2002 Chapman et al. D13/184
D505,447 S * 5/2005 Wong et al. D18/50

FOREIGN PATENT DOCUMENTS

JP 940811 S 12/1995
JP 1053422 S 11/1999

* cited by examiner

Primary Examiner—Charles A. Rademaker
(74) *Attorney, Agent, or Firm*—Darby & Darby

(57) **CLAIM**

The ornamental design for label printer, as shown and described.

DESCRIPTION

FIG. 1 is a front, top, right side perspective view of my new design for a label printer;
FIG. 2 is a front elevation view thereof;
FIG. 3 is a rear elevation view thereof;
FIG. 4 is a top plan view thereof;
FIG. 5 is a bottom plan view thereof;
FIG. 6 is a left side elevation view thereof; and,
FIG. 7 is a right side elevation view thereof.

1 Claim, 4 Drawing Sheets

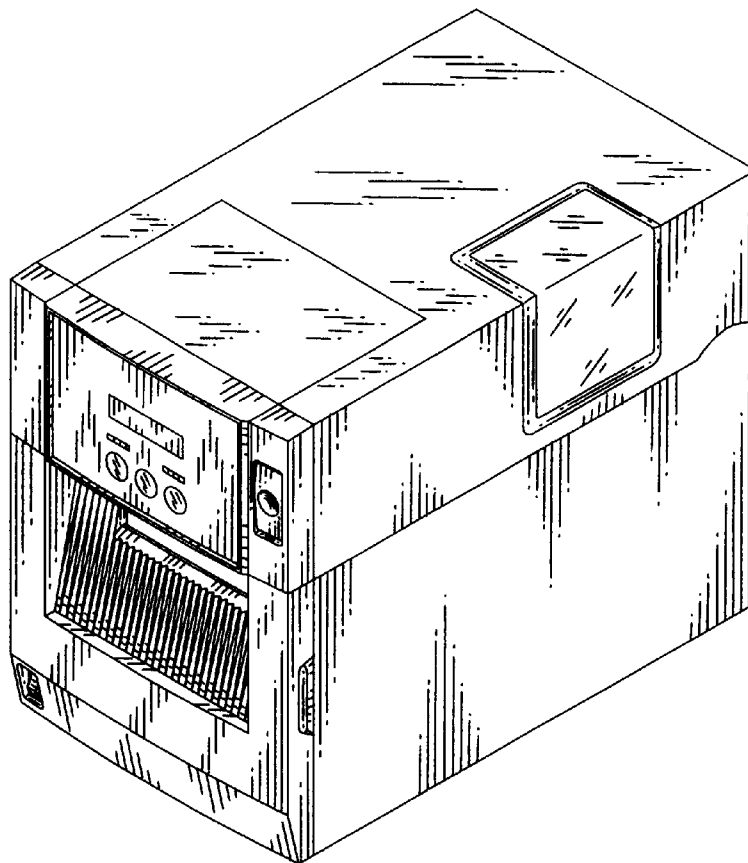


FIG. 1

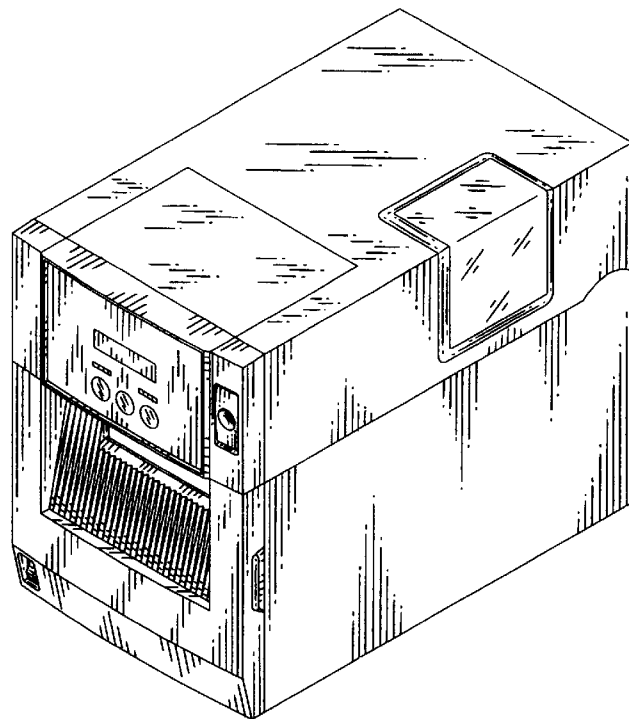


FIG.2

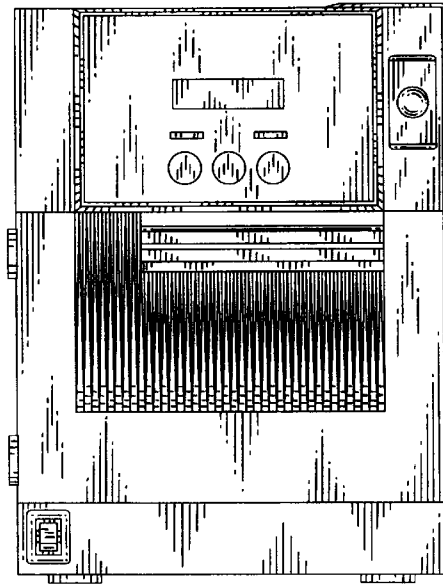


FIG.3

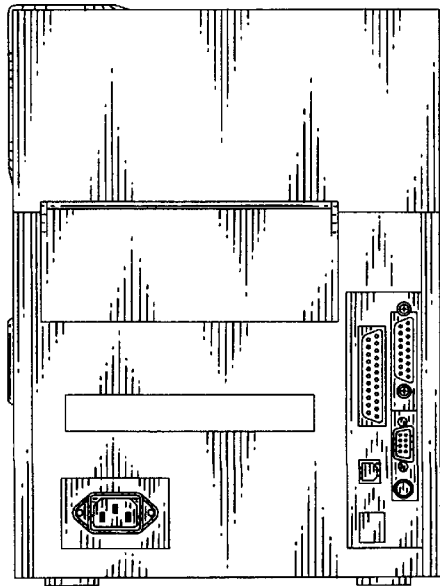


FIG. 4

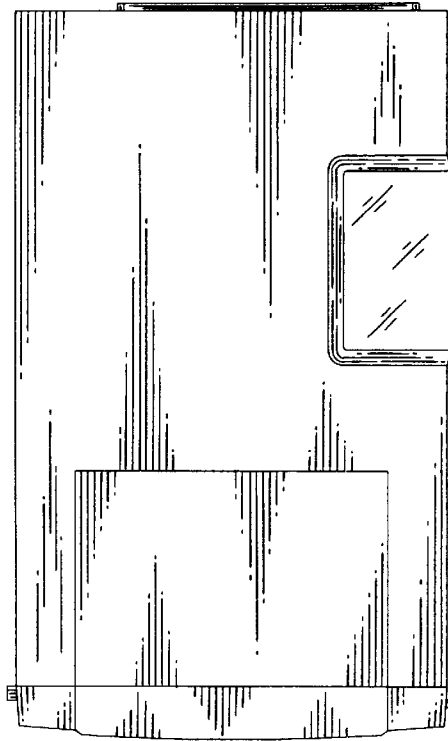


FIG. 5

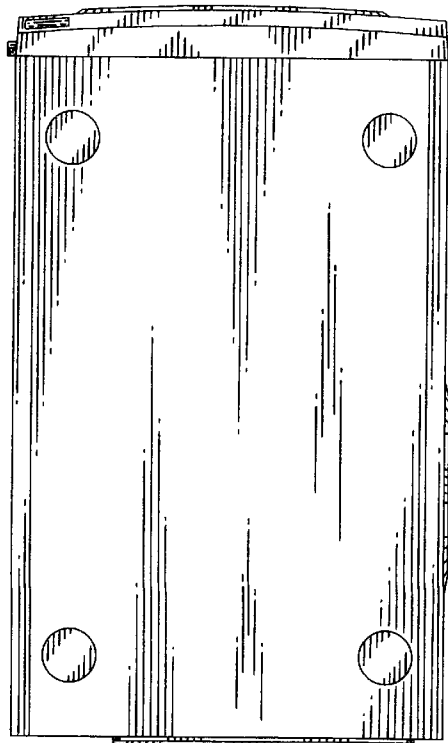


FIG.6

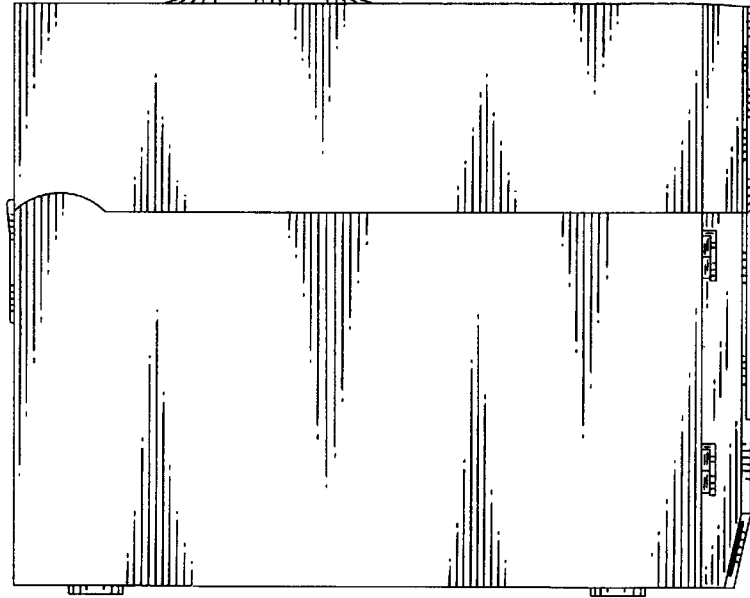


FIG.7

