



US00D731813S

(12) **United States Design Patent**
Durkin

(10) **Patent No.:** **US D731,813 S**

(45) **Date of Patent:** **** *Jun. 16, 2015**

(54) **PILLOW**

(71) Applicant: **New Concept Pillow, LLC**, Naples, FL (US)

(72) Inventor: **Michael J. Durkin**, Naples, FL (US)

(73) Assignee: **New Concept Pillow, LLC**, Naples, FL (US)

(*) Notice: This patent is subject to a terminal disclaimer.

(**) Term: **14 Years**

(21) Appl. No.: **29/455,910**

(22) Filed: **May 25, 2013**

(51) **LOC (10) Cl.** **06-09**

(52) **U.S. Cl.**
USPC **D6/601**

(58) **Field of Classification Search**
USPC D6/595, 596, 601; 5/630, 636-638,
5/643, 633, 652, 652.1, 653-655, 655.9,
5/656, 657

See application file for complete search history.

(56) **References Cited**

U.S. PATENT DOCUMENTS

D277,059 S * 1/1985 Boone D6/601
5,960,494 A * 10/1999 Gilliland et al. 5/638
6,079,067 A * 6/2000 Becker et al. 5/655

D642,278 S * 7/2011 Sharps et al. D24/184
D698,448 S * 1/2014 Heck D24/191
2007/0277319 A1 * 12/2007 Calvert 5/638

* cited by examiner

Primary Examiner — Janice Seeger

(74) *Attorney, Agent, or Firm* — Nancy J. Flint, Esq.; Nancy J. Flint, Attorney at Law, P.A.

(57) **CLAIM**

The ornamental design for a pillow, as shown and described.

DESCRIPTION

FIG. 1 is a top perspective view of a first embodiment of a pillow showing my new design;

FIG. 2 is a top view of the first embodiment of a pillow;

FIG. 3 is a front view of the first embodiment of a pillow;

FIG. 4 is a bottom view of the first embodiment of a pillow;

FIG. 5 is a back view of the first embodiment of a pillow;

FIG. 6 is a left side view of the first embodiment of a pillow;

FIG. 7 is a top perspective view of a second embodiment of a pillow showing my new design;

FIG. 8 is a top view of the second embodiment of a pillow;

FIG. 9 is a front view of the second embodiment of a pillow;

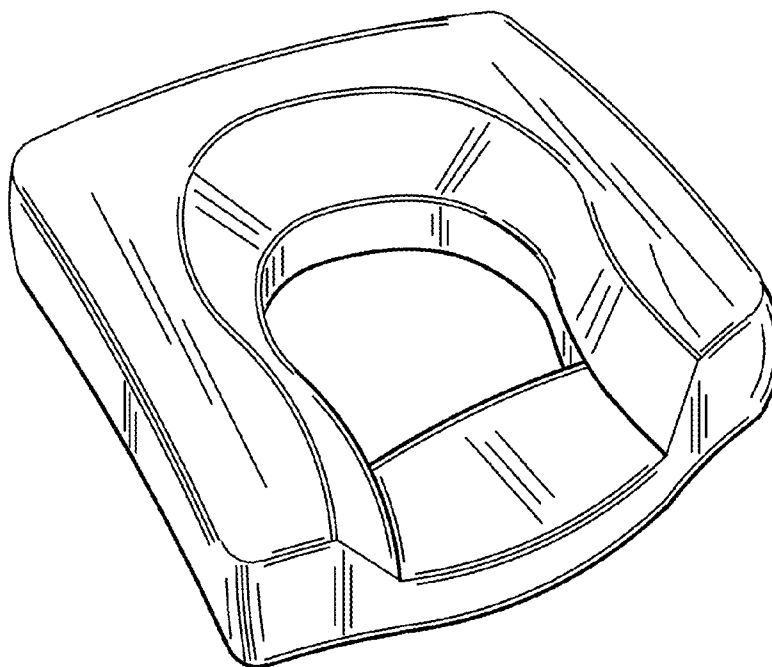
FIG. 10 is a bottom view of the second embodiment of a pillow;

FIG. 11 is a back view of the second embodiment of a pillow; and,

FIG. 12 is a left side view of the second embodiment of a pillow.

Right side views not shown are mirror images of left side views. Any broken lines illustrative of environmental structure in the drawings are not part of the design sought to be patented.

1 Claim, 4 Drawing Sheets



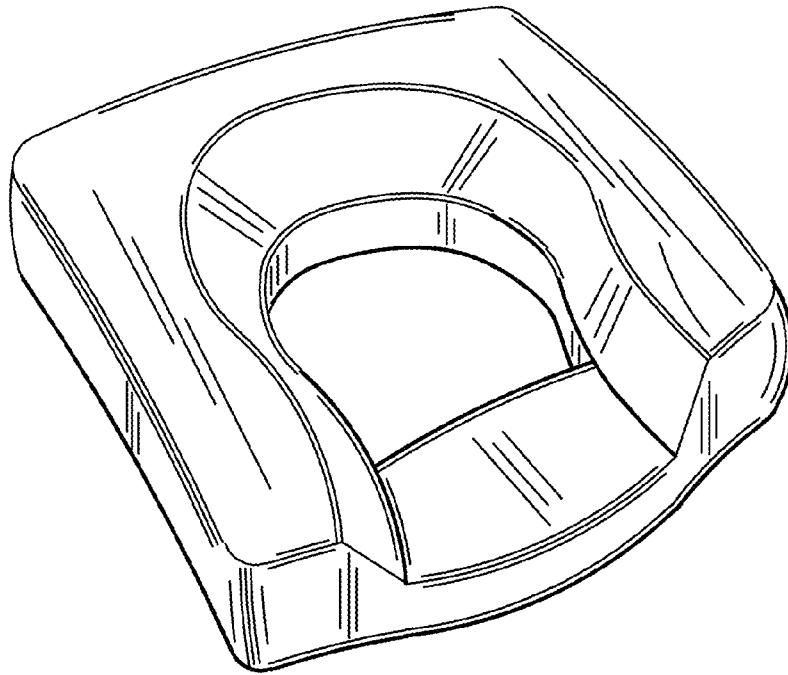


FIG. 1

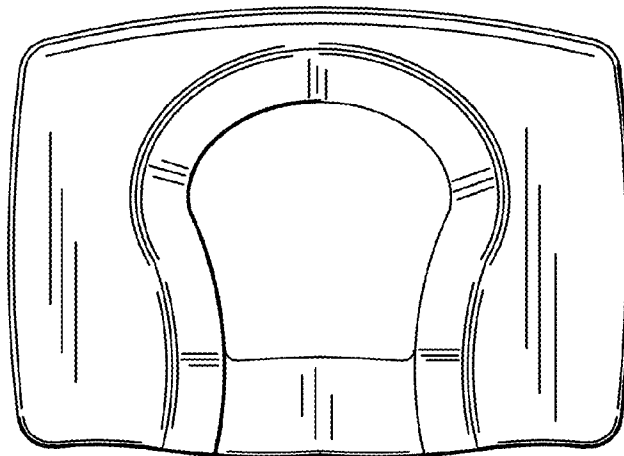


FIG. 2




FIG. 3

Fig. 4

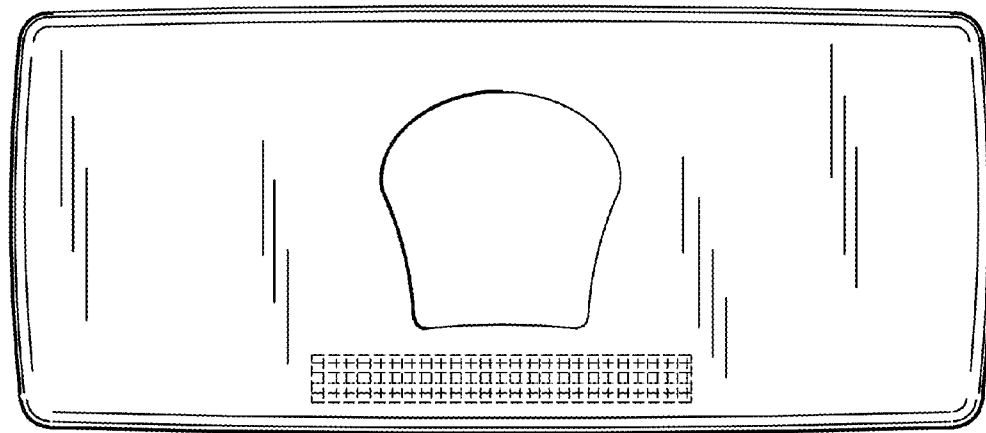


Fig. 5

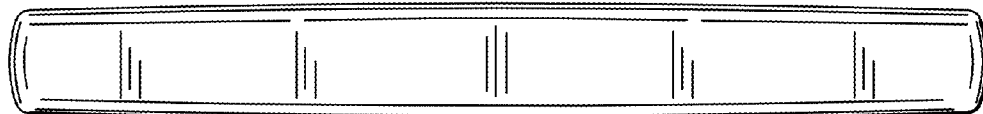


Fig. 6



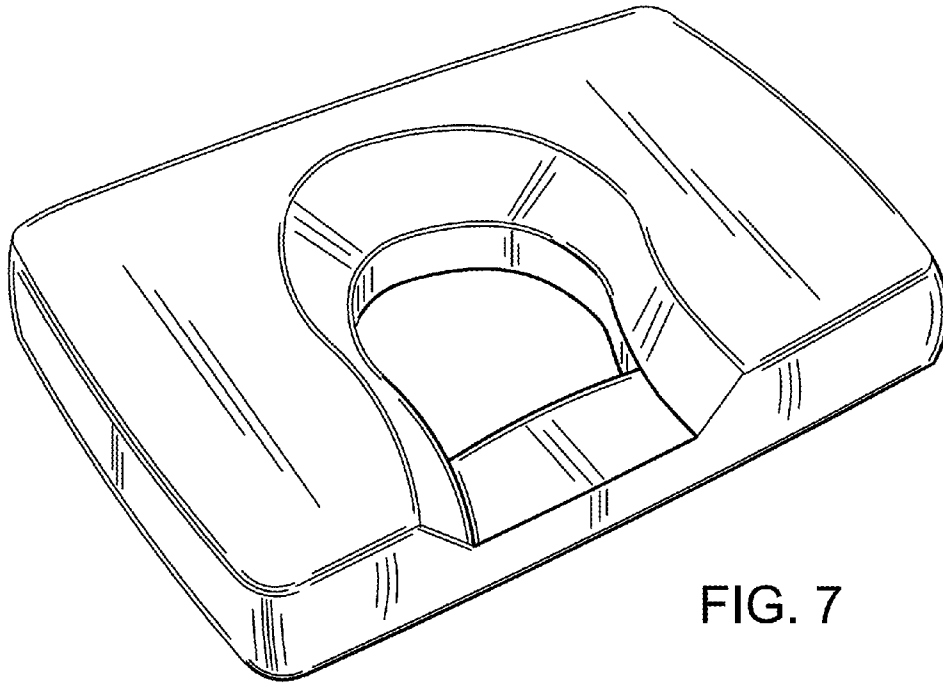


FIG. 7

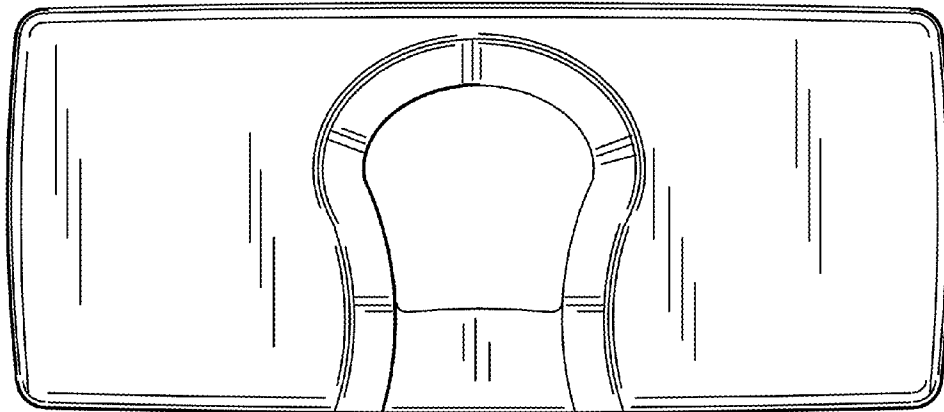


FIG. 8

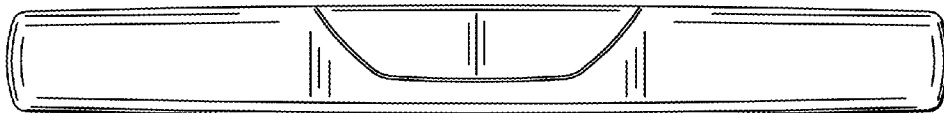


FIG. 9

FIG. 10

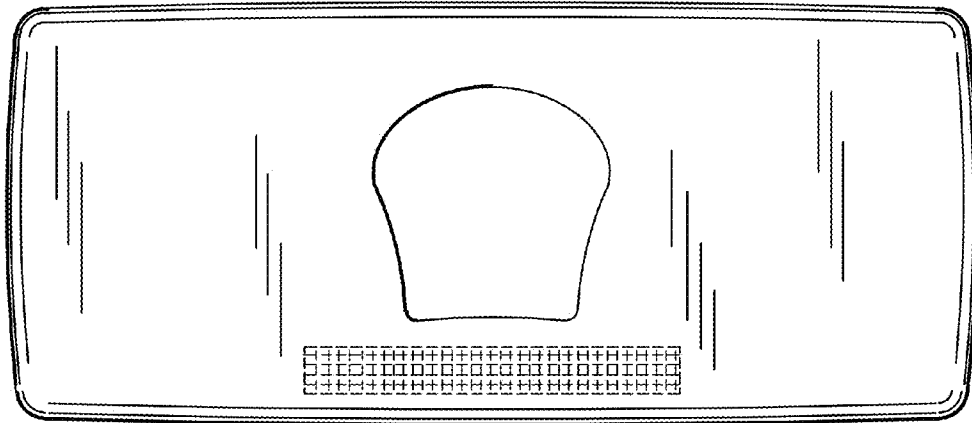


FIG. 11




FIG. 12

