



(51) International Patent Classification:

B28C 5/00 (2006.01) *B28C 7/02* (2006.01)
B28C 5/42 (2006.01) *C04B 40/02* (2006.01)

(21) International Application Number:

PCT/CA2017/050445

(22) International Filing Date:

11 April 2017 (11.04.2017)

(25) Filing Language:

English

(26) Publication Language:

English

(30) Priority Data:

62/321,013 11 April 2016 (11.04.2016) US

(71) Applicant: **CARBONCURE TECHNOLOGIES INC.**
[CA/CA]; 60 Trider Crescent, Dartmouth, Nova Scotia
B3B 1R6 (CA).

(72) Inventors: **MACDONALD, Mark**; 2705 Windsor St.,
Halifax, Nova Scotia B3K 5E1 (CA). **MONKMAN,
George Sean**; 4445 Rue Chambord, Montreal, Québec H2J
3M5 (CA). **CAIL, Kevin**; 5113 Redbriar Ct., Sarasota,
Florida 34238 (US). **FORGERON, Dean Paul**; 13 Round
Tuit Rd., White's Lake, Nova Scotia B3T 1W2 (CA).

(74) Agent: **BERESKIN & PARR LLP/S.E.N.C.R.L., S.R.L.**;
40 King Street West, 40th Floor, Toronto, Ontario M5H
3Y2 (CA).

(81) Designated States (unless otherwise indicated, for every

kind of national protection available): AE, AG, AL, AM, AO, AT, AU, AZ, BA, BB, BG, BH, BN, BR, BW, BY, BZ, CA, CH, CL, CN, CO, CR, CU, CZ, DE, DJ, DK, DM, DO, DZ, EC, EE, EG, ES, FI, GB, GD, GE, GH, GM, GT, HN, HR, HU, ID, IL, IN, IR, IS, JP, KE, KG, KH, KN, KP, KR, KW, KZ, LA, LC, LK, LR, LS, LU, LY, MA, MD, ME, MG, MK, MN, MW, MX, MY, MZ, NA, NG, NI, NO, NZ, OM, PA, PE, PG, PH, PL, PT, QA, RO, RS, RU, RW, SA, SC, SD, SE, SG, SK, SL, SM, ST, SV, SY, TH, TJ, TM, TN, TR, TT, TZ, UA, UG, US, UZ, VC, VN, ZA, ZM, ZW.

(84) Designated States (unless otherwise indicated, for every

kind of regional protection available): ARIPO (BW, GH, GM, KE, LR, LS, MW, MZ, NA, RW, SD, SL, ST, SZ, TZ, UG, ZM, ZW), Eurasian (AM, AZ, BY, KG, KZ, RU, TJ, TM), European (AL, AT, BE, BG, CH, CY, CZ, DE, DK, EE, ES, FI, FR, GB, GR, HR, HU, IE, IS, IT, LT, LU, LV, MC, MK, MT, NL, NO, PL, PT, RO, RS, SE, SI, SK, SM, TR), OAPI (BF, BJ, CF, CG, CI, CM, GA, GN, GQ, GW, KM, ML, MR, NE, SN, TD, TG).

Declarations under Rule 4.17:

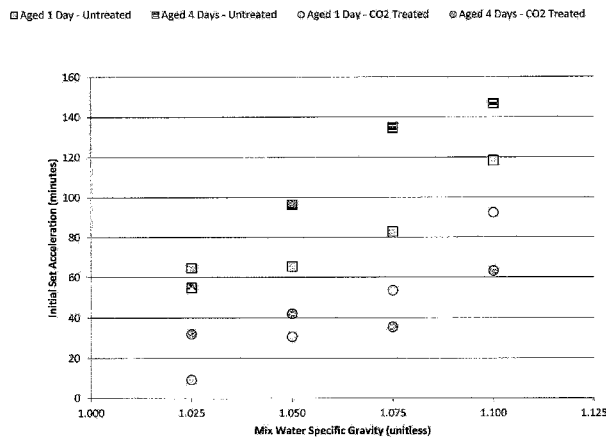
— as to applicant's entitlement to apply for and be granted a patent (Rule 4.17(ii))

Published:

— with international search report (Art. 21(3))

(54) Title: METHODS AND COMPOSITIONS FOR TREATMENT OF CONCRETE WASH WATER

Figure 1



(57) Abstract: The invention provides methods and compositions for treating wash water from concrete production with carbon dioxide. The treated wash water can be reused as mix water in fresh batches of concrete.

WO 2017/177324 A1

METHODS AND COMPOSITIONS FOR TREATMENT OF CONCRETE WASH WATER

CROSS-REFERENCE

[0001] This application claims the benefit of U.S. Provisional Application No. 62/321,013, filed April 11, 2016, which application is incorporated herein by reference.

BACKGROUND OF THE INVENTIONS

[0002] Wash water, produced in the making of concrete, poses a significant problem in terms of use and/or disposal. Methods and compositions to better manage concrete wash water are needed.

SUMMARY OF THE INVENTION

[0003] In one aspect the invention provides methods.

[0004] In certain embodiments, the invention provides a method of preparing a concrete mix comprising (i) adding concrete materials to a mixer; (ii) adding mix water to the mixer, wherein the mix water comprises carbonated concrete wash water; and (iii) mixing the water and the concrete materials to produce a concrete mix. In certain embodiments, the carbonated concrete wash water comprises at least 10% of the total mix water. In certain embodiments, the carbonated concrete mix water comprises at least 40% of the total mix water. In certain embodiments, the mix water comprises a first portion of water that is not carbonated mix water and a second portion of mix water that comprises carbonated mix water, wherein the first batch of mix water is added to the concrete materials before the second batch of mix water. The first portion of water can added at a first location and the second portion of water can added at a second location, e.g., the drum of a ready-mix truck, wherein the first and second locations are different. In certain embodiments, the second portion of mix water is added at least 2 minutes after the first portion. In certain embodiments, the carbonated concrete wash water has a density of at least 1.10 g/cm^3 . In certain embodiments, the carbonated concrete wash water has been held for at least 1 day. In certain embodiments, the carbonated concrete wash water has been held for at least 3 days. In certain embodiments, the

concrete mix is sufficiently workable for its intended use, and the carbonated wash water is of an age that the same mix made with the wash water of the same age in the same proportions would not be sufficiently workable for its intended use. In certain embodiments, the mix water comprises carbonated wash water in an amount that results in a concrete mix that is at least 1, 2, 3, 4, 5, 6, 7, 8, 9, 10, 12, 15, 20, 25, 30, 40, or 50%, for example 5%, stronger at a time after pouring—e.g., 1 day, 7 days, 28 days, or any combination thereof—than the same concrete mix made without carbonated wash water. In certain embodiments, the mix water comprises carbonated wash water in an amount that allows the concrete mix to contain at least 1, 2, 3, 4, 5, 6, 7, 8, 9, 10, 11, 12, 13, 14, 15, 16, 17, 18, 19, 20, 22, 25, 30, 40, or 50%, for example at least 5%, less cement than, and retain a compressive strength after pouring of within 1, 2, 3, 4, 5, 6, 7, 8, 9, 10, 12, 15, 20, 25, 30, 40, or 50%, for example at least 5%, of the same concrete mix made without carbonated wash water and with the extra (normal mix) percentage cement.

[0005] In another aspect, the invention provides apparatus.

[0006] In certain embodiments, the invention provides an apparatus for carbonating wash water produced in the production of concrete in a wash water operation wherein the wash water comprises cement and/or supplementary cementitious materials (SCM), comprising (i) a source of carbon dioxide; (ii) a first conduit operably connected to the source of carbon dioxide that runs to a wash water container, wherein (a) the wash water container contains wash water from a concrete production site; (b) the conduit has one or more openings positioned to deliver carbon dioxide at or under the surface of the wash water in the container to produce carbonated wash water; (iii) a system to transport the carbonated wash water to a concrete mix operation where the carbonated wash water is used as mix water in a concrete mix. The apparatus can further include (iv) a controller that determines whether or not, and/or how, to modify delivery of carbon dioxide to the wash water, or another characteristic of the wash water operation, or both, based on the one or more characteristics of the wash water or wash water operation. The characteristic can be, e.g., at least one, at least two, at least three, at least four, at least five, or at least six, of pH of the wash water, rate of delivery of carbon dioxide to the wash water, total amount of wash water in the wash water container, temperature of the wash water, specific gravity of the wash water, concentration of one or

more ions in the wash water, age of the wash water, circulation rate of the wash water, timing of the circulation of the wash water, or timing of circulation of the wash water. In certain embodiments, the apparatus may further include (v) one or more sensors that monitor one or more characteristics of the wash water and/or the carbonation of the wash water in the container, wherein the one or more sensors is operably connected to the controller and delivers information regarding the characteristic of the wash water and/or wash water operation to the controller. In certain embodiments, the apparatus includes at least one, two, three, four, five, or six of sensors for (a) pH of the wash water, (b) rate of delivery of carbon dioxide to the wash water, (c) total amount of wash water in the wash water container, (d) temperature of the wash water, (e) specific gravity of the wash water, (f) concentration of one or more ions in the wash water, (g) age of the wash water, (h) circulation rate of the wash water, (i) timing of circulation of the wash water, or any combination thereof. The apparatus may further include (iii) one or more actuators operably connected to the controller to modify delivery of carbon dioxide to the wash water, or another characteristic of the wash water operation, or both.

[0007] In certain embodiments, the invention provides an apparatus for preparing a concrete mix comprising (i) a first mixer for mixing concrete materials and water; (ii) a second mixer for mixing concrete materials and water; (iii) a first water container holding water that comprises carbonated concrete wash water; (iv) a second water container, different from the first, holding water that is not carbonated concrete wash water; (v) a first system fluidly connecting the first water container with the second mixer and a second system fluidly connecting the second water container with the first mixer. The first and second mixers can be the same mixer; in certain embodiments, they are different mixers. In certain embodiments, the first mixer is the drum of a ready-mix truck. In certain embodiments, the apparatus further includes a controller configured to add a first amount of the water in the second water container to the first mixer at a first time and to add a second amount of the water in the first water container to the second mixer at a second time, wherein the first and second times are different and wherein the first time is before the second time.

[0008] In certain embodiments, the invention provides an apparatus for preparing a concrete mix comprising (i) a mixer for mixing concrete materials and water; (ii) a first water container

holding water that comprises carbonated concrete wash water; (iii) a second water container, different from the first, holding water that is not carbonated concrete wash water; (iv) a third container, fluid connected to the first and second water containers and to the mixer, for receiving a first portion of the water in the first container and a second portion of the water in the second container, mixing them to form mixed waters, and sending a third portion of the mixed waters to the mixer.

[0009]

INCORPORATION BY REFERENCE

[0010] All publications, patents, and patent applications mentioned in this specification are herein incorporated by reference to the same extent as if each individual publication, patent, or patent application was specifically and individually indicated to be incorporated by reference.

BRIEF DESCRIPTION OF THE DRAWINGS

[0011] The novel features of the invention are set forth with particularity in the appended claims. A better understanding of the features and advantages of the present invention will be obtained by reference to the following detailed description that sets forth illustrative embodiments, in which the principles of the invention are utilized, and the accompanying drawings of which:

[0012] Figure 1 shows set acceleration in concrete produced with wash (grey) water at various specific gravities and ages, where the water was with and without carbon dioxide treatment. See Example 1.

[0013] Figure 2 shows set acceleration in concrete produced with wash (grey) water produced with Ordinary Portland Cement (OPC, 50%) and supplementary cementitious materials (SCM, 50%), where the water was treated and untreated with carbon dioxide, and aged 1 or 6 days.

[0014] Figure 3 shows workability (slump) in concrete produced with wash (grey) water produced with Ordinary Portland Cement (OPC, 50%) and supplementary cementitious materials (SCM, 50%), where the water was treated and untreated with carbon dioxide, and aged 1 or 6 days.

[0015] Figure 4 shows set acceleration in concrete produced with wash (grey) water produced with Ordinary Portland Cement (OPC, 100%), where the water was treated and untreated with carbon dioxide, and aged 1 or 6 days.

[0016] Figure 5 shows workability (slump) in concrete produced with wash (grey) water produced with Ordinary Portland Cement (OPC, 100%), where the water was treated and untreated with carbon dioxide, and aged 1 or 6 days.

[0017] Figure 6 shows set acceleration in concrete produced with wash (grey) water produced with Ordinary Portland Cement (OPC, 100%), where the water was treated and untreated with carbon dioxide, and aged 1 or 6 days, in a large number of different specific gravities.

[0018] Figure 7 shows calorimetry, as power vs. time, for concrete produced with wash (grey) water produced with Ordinary Portland Cement (OPC, 100%), where the water was treated and untreated with carbon dioxide, and for concrete prepared with potable water.

[0019] Figure 8 shows calorimetry, as energy vs. time, for concrete produced with wash (grey) water produced with Ordinary Portland Cement (OPC, 100%), where the water was treated and untreated with carbon dioxide, and for concrete prepared with potable water.

[0020] Figure 9 shows set acceleration in concrete produced with wash (grey) water produced with Ordinary Portland Cement (OPC, 100%), where the wash water was treated with carbon dioxide continuously, at 2 hours after preparation of wash water, or just prior to use in the concrete.

[0021] Figure 10 shows workability (slump_P) in concrete produced with wash (grey) water produced with Ordinary Portland Cement (OPC, 100%), where the wash water was treated with carbon dioxide continuously, at 2 hours after preparation of wash water, or just prior to use in the concrete.

[0022] Figure 11 shows 24-hour compressive strengths for concrete produced with various wash waters, where the wash water was treated or not treated with carbon dioxide.

[0023] Figure 12 shows set acceleration in concrete prepared with wash water treated or not treated with carbon dioxide and held at two different temperatures.

[0024] Figure 13 shows strength enhancement at 7 days for concrete produced with various wash waters, where the wash water was treated or not treated with carbon dioxide.

[0025] **Figure 14** shows strength enhancement at 28 days for concrete produced with various wash waters, where the wash water was treated or not treated with carbon dioxide.

[0026] **Figure 15** shows set times for mortar cubes made with wash water treated or untreated with carbon dioxide, and sitting for 1 day or 7 days.

[0027] **Figure 16** shows set times at 1 day relative to 7 days.

[0028] **Figure 17** shows set mortar slump mortar cubes made with wash water treated or untreated with carbon dioxide, and sitting for 1 day or 7 days.

[0029] **Figure 18** shows mortar slump for water held at 7 days relative to slump for water held at 1 day.

[0030] **Figure 19** shows carbon dioxide uptake of solids in wash water relative to time of treatment with carbon dioxide.

[0031] **Figure 20** shows pH of wash water relative to time of treatment with carbon dioxide.

[0032]

[0033] **Figure 21** shows one-day strength of mortar cubes made with wash water treated with carbon dioxide for various times and aged 1 day.

[0034] **Figure 22** shows 7-day strength of mortar cubes made with wash water treated with carbon dioxide for various times and aged 1 day.

[0035] **Figure 23** shows 28-day strength of mortar cubes made with wash water treated with carbon dioxide for various times and aged 1 day.

[0036] **Figure 24** shows one-day strength of mortar cubes made with wash water treated with carbon dioxide for various times and aged 7 days.

[0037] **Figure 25** shows 7-day strength of mortar cubes made with wash water treated with carbon dioxide for various times and aged 7 days.

[0038] **Figure 26** shows 28-day strength of mortar cubes made with wash water treated with carbon dioxide for various times and aged 7 days.

[0039] **Figure 27** shows slump in mortar cubes made with wash waters treated or untreated with carbon dioxide.

[0040] **Figure 28** shows 1-day compressive in mortar cubes made with wash waters treated or untreated with carbon dioxide.

[0041] Figure 29 shows 7-day compressive in mortar cubes made with wash waters treated or untreated with carbon dioxide.

[0042] Figure 30 shows 28-day compressive in mortar cubes made with wash waters treated or untreated with carbon dioxide.

[0043] Figure 31 shows calcium ICP-OES analysis of filtrate of wash waters treated or untreated with carbon dioxide

[0044] Figure 32 shows potassium ICP-OES analysis of filtrate of wash waters treated or untreated with carbon dioxide

[0045] Figure 33 shows sodium ICP-OES analysis of filtrate of wash waters treated or untreated with carbon dioxide

[0046] Figure 34 shows strontium ICP-OES analysis of filtrate of wash waters treated or untreated with carbon dioxide

[0047] Figure 35 shows sulfur ICP-OES analysis of filtrate of wash waters treated or untreated with carbon dioxide

[0048] Figure 36 shows silicon ICP-OES analysis of filtrate of wash waters treated or untreated with carbon dioxide

[0049] Figure 37 shows CO₂ treatment decreased pH of filtrate of wash waters.

[0050] Figure 38 shows data of Figures 31-36 in Tabular form.

[0051] Figure 39 shows data of Figures 31-36 in Tabular form.

[0052] Figure 40 shows scanning electron micrographs (SEM) for particles in wash waters (100% OPC) treated or untreated with carbon dioxide, 250X magnification.

[0053] Figure 41 shows scanning electron micrographs (SEM) for particles in wash waters (100% OPC) treated or untreated with carbon dioxide, 1000X magnification.

[0054] Figure 42 shows scanning electron micrographs (SEM) for particles in wash waters (100% OPC) treated or untreated with carbon dioxide, 25,000X magnification.

[0055] Figure 43 shows scanning electron micrographs (SEM) for particles in wash waters (75% OPC/25% slag) treated or untreated with carbon dioxide, 250X magnification.

[0056] Figure 44 shows scanning electron micrographs (SEM) for particles in wash waters (75% OPC/25% slag) treated or untreated with carbon dioxide, 3500X magnification.

[0057] **Figure 45** shows scanning electron micrographs (SEM) for particles in wash waters (75% OPC/25% slag) treated or untreated with carbon dioxide, 25,000X magnification

[0058] **Figure 46** shows X-ray diffraction (XRD) patterns from wash waters treated or untreated with carbon dioxide.

[0059] **Figure 47** shows X-ray diffraction (XRD) patterns from wash waters treated or untreated with carbon dioxide.

[0060] **Figure 48** shows nuclear magnetic resonance (NMR) patterns from wash waters treated or untreated with carbon dioxide.

[0061] **Figure 49** shows nuclear magnetic resonance (NMR) patterns from wash waters treated or untreated with carbon dioxide.

[0062] **Figure 50** shows the results for compressive strength of mortar cubes made with one-day old wash water subject to continuous agitation, wash water solids and mortar at 25% slag/75% OPC (Cemex Cemopolis cement).

[0063] **Figure 51** shows the results for compressive strength of mortar cubes made with one-day old wash water subject to continuous agitation, wash water solids and mortar at 25% class C fly ash/75% OPC (Cemex Cemopolis cement).

[0064] **Figure 52** shows the results for compressive strength of mortar cubes made with one-day old wash water subject to continuous agitation, wash water solids and mortar at 25% class F fly ash/75% OPC (Cemex Cemopolis cement).

[0065] **Figure 53** shows the results for compressive strength of mortar cubes made with one-day old wash water subject to continuous agitation, wash water solids and mortar at 100% OPC (Cemex Cemopolis cement).

[0066] **Figure 54** shows the results for compressive strength of mortar cubes made with seven-day old wash water subject to continuous agitation, wash water solids and mortar at 100% OPC (Cemex Cemopolis cement).

[0067] **Figure 55** shows effects of untreated and carbon dioxide-treated wash water used in mortar cubes on set times of the mortar cubes.

[0068] **Figure 56** shows the effects of untreated and carbon dioxide-treated wash water aged one day used in mortar cubes on compressive strengths of the mortar cubes.

[0069] **Figure 57** shows the effects of untreated and carbon dioxide-treated wash water aged five day used in mortar cubes on compressive strengths of the mortar cubes.

[0070] **Figure 58** shows the effects of untreated and carbon dioxide-treated wash water aged one to five day used in mortar cubes on compressive strengths of the mortar cubes.

DETAILED DESCRIPTION OF THE INVENTION

[0071] Wash water, also called grey water herein, is produced as a byproduct of the concrete industry. This water, which may contain suspended solids in the form of sand, aggregate and/or cementitious materials, is generated through various steps in the cycle of producing concrete structures. Generally a large volume of concrete wash water is produced by the washing-out of concrete mixer trucks following the delivery of concrete. This water is alkaline in nature and requires specialized treatment, handling and disposal.

[0072] While this water can be suitable for reuse in the production of concrete, it has been documented that the wash water can result in negative impacts on the properties of concrete, namely set acceleration and loss of workability. Wash water is mainly a mixture of cement and, in many cases, supplementary cementitious materials (SCMs) in water. It becomes problematic as a mix water because as the cement hydrates it changes the chemistry of the water. These changes in chemistry, along with the hydration products, cause a host of issues when the water is used as mix water, such as acceleration, increased water demand, reduced 7-day strength, and the like. These issues generally worsen as the amount of cement in the water increases, and/or the water ages.

[0073] The methods and compositions of the invention utilize the application of CO₂ to concrete wash water to improve its properties for reuse in the production of concrete. Thus, wash water that has a cement content (e.g., specific gravity) and/or that has aged to a degree that would normally not allow its use as mix water can, after application of carbon dioxide, be so used.

[0074] Without being bound by theory, it is thought that by carbonating wash water, several results may be achieved that are beneficial in terms of using the water as part or all of mix water for subsequent batches of concrete:

[0075] 1) Maintain a pH of ~7: This effectively dissolves the cement due to the acidity of CO₂. This helps deliver a grey water of consistent chemistry and removes the "ageing effects".

[0076] 2) Precipitate any insoluble carbonates: CO₂ actively forms carbonate reaction products with many ions. This removes certain species from solution, such as calcium, aluminum, magnesium and others. This is another step that helps provide a grey water of consistent chemistry.

[0077] 3) Change solubility of cement ions: The solubilities of many ions depend on pH. By maintaining the pH at ~7 with CO₂ the nature of the water chemistry is changed, potentially in a favorable direction.

[0078] 4) Shut down pozzolanic reactions: By maintaining the pH around 7 no Ca(OH)₂ is available to react with slag and/or fly ash in the grey water. This can mean that these SCMs are unaltered through the treatment and reuse of the grey water, thus reducing the impact of the grey water substantially.

[0079] 5) Reduce amount of anions behind: The formation of carbonate precipitates using CO₂ is advantageous over other common acids, like HCl or H₂SO₄ whose anions, if left soluble in the treated water, can adversely impact the chemistry of the grey water for concrete batching.

[0080] 6) Cause retardation: By saturating the grey water with CO₂/HCO₃⁻ retardation can be achieved when used as batch water.

[0081] 7) Nature of precipitates: The process may potentially be altered to form precipitates that have less effects on the water demand of concrete prepared with grey water. In particular, conditions of carbonation may be used that produce nanocrystalline carbonates, such as nanocrystalline calcium carbonate, that are known to be beneficial when used in concrete products.

[0082] In certain embodiments, the invention provides a method of providing a mix water for a batch of concrete, where the mix water comprises wash water from one or more previous batches of concrete that has been exposed to carbon dioxide in an amount above atmospheric concentrations of carbon dioxide, to carbonate the wash water ("carbonated wash water").

The mix water may contain at least 10, 20, 30, 40, 50, 60, 70, 80, 90, 95, 99, or 99.5% carbonated wash water. Alternatively or additionally, the mix water may contain no more than 20, 30, 40, 50, 60, 70, 80, 90, 95, 99, 99.5, or 100% carbonated wash water. In certain embodiments, the mix water is 100% carbonated wash water. In certain embodiments, the mix water is 1-100% carbonated wash water. In certain embodiments, the mix water is 1-80% carbonated wash water. In certain embodiments, the mix water is 1-50% carbonated wash water. In certain embodiments, the mix water is 1-30% carbonated wash water. In certain embodiments, the mix water is 10-100% carbonated wash water. In certain embodiments, the mix water is 20-100% carbonated wash water. In certain embodiments, the mix water is 50-100% carbonated wash water. In certain embodiments, the mix water is 70-100% carbonated wash water. In certain embodiments, the mix water is 90-100% carbonated wash water.

[0083] In certain embodiments, a first portion of mix water that is plain water, e.g., not wash or other water that has been carbonated, such as plain water as normally used in concrete mixes, is mixed with concrete materials, such as cement, aggregate, and the like, and then a second portion of mix water that comprises carbonated water, which can be carbonated plain water or, e.g., carbonated wash water is added. The first portion of water may be such that an acceptable level of mixing is achieved, e.g., mixing without clumps or without substantial amounts of clumps. For example, the first portion of mix water that is plain water may be 1-90%, or 1-80%, or 1-75%, or 1-70%, or 1-65%, or 1-60%, or 1-55%, or 1-50%, or 1-45%, or 1-40%, or 1-30%, or 1-20%, or 1-10% of the total mix water used in the concrete mix, while the remainder of the mix water used in the concrete mix is the second portion, i.e., carbonated mix water. The first portion of water may be added at one location and the second portion at a second location. For example, in a ready mix operation, the first portion may be added to concrete materials which are mixed, then the mixed materials are transferred to a drum of a ready-mix truck, where the second portion of water is added to achieve carbonation of the concrete in the drum of the ready-mix truck. However, it is also possible that both the first and the second locations are the same location, e.g., a mixer prior to deposit into a ready-mix truck, or the drum of the ready-mix truck. The second portion of water may be added at any suitable time after the addition of the first portion. In general, the second portion of water is added at least after the first portion and the concrete materials have mixed sufficiently to

achieve mixing without clumps or without substantial amounts of clumps. In certain embodiments, the second portion of water is added at least 1, 2, 3, 4, 5, 6, 7, 8, 9, 10, 12, 15, 20, 25, 30, 40, 50, or 60 minutes after the first portion of water.

[0084] The wash water may be carbonated at any suitable time, for example, right after its production, at some time after production, or just before use in the concrete, or any combination thereof. For example, in certain embodiments, carbonation of wash water can commence no later than 1, 2, 5, 10, 20, 30, 40, 60, 80, 100, 120, 150, 180, 240, 300, 360, 420, or 480 minutes after formation of the wash water, and/or no sooner than 2, 5, 10, 20, 30, 40, 60, 80, 100, 120, 150, 180, 240, 300, 360, 420, 480, or 540 minutes after formation of the wash water. The carbonation can continue for any suitable period of time, for example, in certain embodiments wash water is continuously exposed to carbon dioxide for a period of time after carbonation commences. Alternatively or additionally, wash water can be carbonated just before its use as mix water, for example, no more than 1, 2, 5, 10, 20, 30, 40, 60, 80, 100, 120, 150, 180, 240, 300, 360, 420, or 480 minutes before its use as mix water (e.g., before contacting the concrete mixture), and/or no sooner than 2, 5, 10, 20, 30, 40, 60, 80, 100, 120, 150, 180, 240, 300, 360, 420, 480, or 540 minutes before its use as mix water.

[0085] In certain embodiments, the wash water is circulated before its use as a mix water. For example, part or all of the wash water that is carbonated may be circulated (e.g., run through one or more loops to, e.g., aid in mixing and/or reactions, or agitated, or stirred, or the like). This circulation may occur continuously or intermittently as the water is held prior to use. In certain embodiments the wash water is circulated for at least 5, 10, 20, 50, 70, 80, 90, 95, or 99% of the time it is held prior to use as mix water.

[0086] It will be appreciated that many different wash waters are typically combined and held, for example, in a holding tank, until use or disposal. Carbonation of wash water may occur before, during, or after its placement in a holding tank, or any combination thereof. Some or all of the wash water from a given operation may be carbonated. It is also possible that wash water from one batch of concrete may be carbonated then used directly in a subsequent batch, without storage.

[0087] Any suitable method or combination of methods may be used to carbonate the wash water. The wash water may be held in a container and exposed to a carbon dioxide

atmosphere while mixing. Carbon dioxide may be bubbled through mix water by any suitable method; for example, by use of bubbling mats, or alternatively or additionally, by introduction of carbon dioxide via a conduit with one or a plurality of openings beneath the surface of the wash water. The conduit may be positioned to be above the sludge that settles in the tank and, in certain embodiments, regulated so as to not significantly impede settling. Catalysts may also be used to accelerate one or more reactions in the carbonating wash water.

[0088] In certain cases, mix water, e.g., wash water may be treated with carbon dioxide in such a manner that the carbon dioxide content of the water increases beyond normal saturation, for example, at least 10, 20, 30, 40, 50, 70, 100, 150, 200, or 300% beyond normal saturation, compared to the same water under the same conditions that is normally saturated with carbon dioxide. Normal saturation is, e.g., the saturation achieved by, e.g., bubbling carbon dioxide through the water, e.g., wash water, until saturation is achieved, without using manipulation of the water beyond the contact with the carbon dioxide gas. For methods of treating water to increase carbon dioxide concentration beyond normal saturation levels, see, e.g., U.S. Patent Application Publication No. 2015/0202579.

[0089] In certain embodiments, the invention allows the use of wash water substantially “as is,” that is, without settling to remove solids. Carbonation of the wash water permits its use as mix water, even at high specific gravities.

[0090] This technology can allow the use of grey water as mix water, where the grey water is at specific gravities of at least 1.01, 1.02, 1.03, 1.04, 1.05, 1.06, 1.07, 1.08, 1.09, 1.10, 1.11, 1.12, 1.13, 1.14, 1.15, 1.16, 1.17, 1.18, 1.19, 1.20, 1.22, 1.25, 1.30, 1.35, 1.40, or 1.50, and/or not more than 1.02, 1.03, 1.04, 1.05, 1.06, 1.07, 1.08, 1.09, 1.10, 1.11, 1.12, 1.13, 1.14, 1.15, 1.16, 1.17, 1.18, 1.19, 1.20, 1.22, 1.25, 1.30, 1.35, 1.40, 1.50 or 1.60; e.g., 1.0-1.2, or 1.0 to 1.3, or 1.0 to 1.18, or 1.0 to 1.16, or 1.0 to 1.15, or 1.0 to 1.14, or 1.0 to 1.13, or 1.0 to 1.12, or 1.0 to 1.10, or 1.0 to 1.09, or 1.0 to 1.08, or 1.0 to 1.07, or 1.0 to 1.06, or 1.0 to 1.05, or 1.0 to 1.04, or 1.0 to 1.03, or 1.0 to 1.02, 1.01-1.2, or 1.01 to 1.3, or 1.01 to 1.18, or 1.01 to 1.16, or 1.01 to 1.15, or 1.01 to 1.14, or 1.01 to 1.13, or 1.01 to 1.12, or 1.01 to 1.10, or 1.01 to 1.09, or 1.01 to 1.08, or 1.01 to 1.07, or 1.01 to 1.06, or 1.01 to 1.05, or 1.01 to 1.04, or 1.01 to 1.03, or 1.01 to 1.02, or 1.02-1.2, or 1.02 to 1.3, or 1.02 to 1.18, or 1.02 to 1.16, or 1.02 to 1.15, or 1.02 to 1.14, or 1.02 to 1.13, or 1.02 to 1.12, or 1.02 to 1.10, or 1.02 to 1.09, or 1.02

to 1.08, or 1.02 to 1.07, or 1.02 to 1.06, or 1.02 to 1.05, or 1.02 to 1.04, or 1.02 to 1.03, or 1.03-1.2, or 1.03 to 1.3, or 1.03 to 1.18, or 1.03 to 1.16, or 1.03 to 1.15, or 1.03 to 1.14, or 1.03 to 1.13, or 1.03 to 1.12, or 1.03 to 1.10, or 1.03 to 1.09, or 1.03 to 1.08, or 1.03 to 1.07, or 1.03 to 1.06, or 1.03 to 1.05, or 1.03 to 1.04, or 1.05-1.2, or 1.05 to 1.3, or 1.05 to 1.18, or 1.05 to 1.16, or 1.05 to 1.15, or 1.05 to 1.14, or 1.05 to 1.13, or 1.05 to 1.12, or 1.05 to 1.10, or 1.05 to 1.09, or 1.05 to 1.08, or 1.05 to 1.07, or 1.05 to 1.06. In certain embodiments the methods and compositions of the invention allow the use of grey (wash) water as mix water, where the grey water has a specific gravity of at least 1.01, 1.02, 1.03, 1.04, 1.05, 1.06, 1.07, 1.08, 1.09, 1.10, 1.11, 1.12, 1.13, 1.14, 1.15, 1.16, 1.17, 1.18, 1.19, or 1.20.

[0091] The use of wash water in a concrete mix, especially carbonated wash water, often results in enhanced strength of the resulting concrete composition at one or more times after pouring, for example, an increase in compressive strength, when compared to the same concrete mix without carbonated wash water, of at least 1, 2, 3, 4, 5, 6, 7, 8, 9, 10, 12, 14, 16, 18, 20, 22, or 25% at 1-day, 7-days, and/or 28-days. This increase in early strength often allows the use of less cement in a mix that incorporates carbonated wash water than would be used in the same mix that did not incorporate carbonated wash water; for example, the use of 1, 2, 3, 4, 5, 6, 7, 8, 9, 10, 11, 12, 13, 14, 15, 16, 17, 18, 20, 22, 25, 30, 35, or 40% less cement in the mix where the mix retains a compressive strength at a time after pouring, e.g., at 1, 7, and/or 28-days, that is within 1, 2, 3, 4, 5, 6, 7, 8, 9, 10, 12, 15, 20, 30, 40, or 50% of the compressive strength of the mix that did not incorporate carbonated wash water, e.g., within 5%, or within 7%, or within 10%.

[0092] In addition, the carbonation of wash water can allow the use of wash water at certain ages that would otherwise not be feasible, e.g., wash water that has aged at least 1, 2, 3, 4, 5, 6, 7, 8, 9, 10, 12, or 15 days. Wash water that has been carbonated may be used in concrete at an age where it would otherwise produce a concrete mix without sufficient workability to be used.

[0093] The CO₂ treatment produces carbonate reaction products that likely contain some amount of nano-structured material. Of the carbonated products in the wash water, e.g., calcium carbonate, at least 1, 2, 5, 7, 10, 12, 15, 20, 25, 30, 25, 40, 45, 50, 60, 70, 80, or 90% may be present as nano-structured materials, and/or not more than 5, 7, 10, 12, 15, 20, 25, 30,

25, 40, 45, 50, 60, 70, 80, 90, 95, or 100% may be present as nano-structured material. A “nano-structured material,” as that term used herein, includes a solid product of reaction of a wash water component with carbon dioxide whose longest dimension is no more than 500 nm, in certain embodiments no more than 400 nm, in certain embodiment no more than 300 nm, and in certain embodiments no more than 100 nm.

[0094] The CO₂ treatment has the further benefit of sequestering carbon dioxide, as the carbon dioxide reacts with components of the wash water (typically cement or supplementary cementitious material), as well as being present as dissolved carbon dioxide/carbonic acid/bicarbonate which, when the wash water is added to a fresh concrete mix, further reacts with the cement in the mix to produce further carbon dioxide-sequestering products. In certain embodiments, the carbon dioxide added to the wash water results in products in the wash water that account for at least 1, 2, 5, 7, 10, 12, 15, 20, 25, 30, 25, 40, 45, 50, 60, 70, 80, or 90% carbon dioxide by weigh cement (bwc) in the wash water, and/or not more than 5, 7, 10, 12, 15, 20, 25, 30, 25, 40, 45, 50, 60, 70, 80, 90, 95, or 100% carbon dioxide by weigh cement (bwc) in the wash water.

[0095] Embodiments include applying CO₂ immediately after the wash water is generated, in a tank, and/or as the grey water is being loaded for batching.

[0096] Alternatively or additionally, carbonation of grey (wash) water can allow use of aged wash water as mix water, for example, wash water that has aged at least 1, 2, 3, 4, 5, 6, 7, 8, 9, or 10 days.

[0097] The source of the carbon dioxide can be any suitable source. In certain embodiments, some or all of the carbon dioxide is recovered from a cement kiln operation, for example, one or more cement kiln operations in proximity to the concrete production facility, e.g., one or more cement kiln operations that produce cement used in the concrete production facility.

[0098] Compositions of the invention include an apparatus for carbonating concrete wash water in a wash water operation that includes a source of carbon dioxide operably connected to a conduit that runs to a wash water container containing wash water from a concrete production site, where one or more openings of the conduit are positioned to deliver carbon dioxide at or under the surface of wash water in the container, or both, and a system to transport the carbonated wash water to a concrete mix operation where the carbonated wash

water is used as mix water in a concrete mix, e.g. a second conduit that can be positioned to remove carbonated wash water from the wash water container and transport it to a concrete mix operation, where the carbonated wash water is used as part or all of mix water for concrete batches. Generally, the carbon dioxide will be delivered directly to the wash water tank as described elsewhere herein, though in some embodiments carbonation may occur outside the tank and the carbonated water returned to the tank. The apparatus may further include a controller that determines whether or not to modify the delivery of carbon dioxide based at least in part on one or more characteristics of the wash water or wash water operation. The characteristics may include one or more of pH of the wash water, rate of delivery of carbon dioxide to the wash water, total amount of wash water in the wash water container, temperature of the wash water, specific gravity of the wash water, concentration of one or more ions in the wash water, age of the wash water, circulation rate of the wash water, timing of circulation of the wash water, or any combination thereof. One or more sensors may be used for monitoring one or more characteristics of the wash water; additionally, or alternatively, manual measurements may be made periodically, e.g., manual measurements of specific gravity, pH, or the like. The apparatus may further comprise one or more actuators operably connected to the controller to modify delivery of carbon dioxide to the wash water, or another characteristic of the wash water, or both. The apparatus may include a system for moving the wash water, such as by circulating or agitating the wash water, either continuously or intermittently. The composition may further include a delivery system for delivering carbon dioxide to the source of carbon dioxide, where some or all of the carbon dioxide is derived from a cement kiln operation in proximity to the concrete production site, for example, a cement kiln operation that produces some or all of cement used in the concrete production site.

EXAMPLES

EXAMPLE 1

[0099] Samples of grey (wash) water were prepared in the lab. Lab grey water was made by mixing cement with potable water. Specific gravity (SG) range of lab grey water was 1.025

to 1.100. Grey water was allowed to age for either 1 or 4 days before being used as mix water in the preparation of mortar samples. Set time of mortar was measured via penetrometer as per ASTM C403.

[00100] Set time. In **Figure 1**, Acceleration is plotted relative to the set time for a sample made with potable water (SG = 1.000). Both SG and age of grey water have large accelerating effect on mortar initial set.

[00101] A CO₂ treatment was applied to grey water samples in same age and SG range as previous set. As with untreated samples, acceleration is plotted relative to the set time for a sample made with potable water (SG = 1.000) (**Figure 1**).

[00102] Treatment of the grey water with CO₂ resulted in two main improvements: 1) Reduced acceleration: the amount of initial set acceleration was greatly reduced by the CO₂ treatment of the grey water; and 2) Reduction in age effects: the set time acceleration was not significantly influenced by aging of the CO₂ treated grey water samples

[00103] The reduction in acceleration and age effects helps address two of the primary obstacles associated with grey water reuse. First, the CO₂ treatment opens the potential to correlate impacts of the grey water directly to the SG value of the sample regardless of age, and second, the reduction in the scale of the acceleration allows for simple modifications to admixture loadings to fine-tune set time.

EXAMPLE 2

[00104] This Example demonstrates that treatment of concrete wash water (grey water) with carbon dioxide improves set, workability, and other characteristics of concrete made using the wash water, and allows the use of wash water at higher specific gravity than the typical maximum allowed.

[00105] In a first set of tests, samples of wash water were produced in the lab by adding known amounts of cementitious materials to potable water sources. The samples of wash water were allowed to age for up to 6 days before being used as mix water in the preparation of mortar samples. Certain samples were subjected to CO₂ treatment, which included vigorous mixing and aging of the wash water under a CO₂ atmosphere. Typically the exposure to CO₂ was initiated in the timeframe of 30-120 minutes after preparation of the wash water

and continued until the wash water was used for mortar preparation. Variations on the CO₂ treatment were deployed wherein a sample of wash water was only exposed to CO₂ once: either directly before use as mix water or in the time frame of 30-120 minutes after the wash water was prepared. The CO₂ treatments presented would result in CO₂ uptake on the order of 10-40% by weight of cement.

[00106] The proportions and properties of wash water prepared for this study are presented in Table 1, below. The density of cement was taken as 3.15 g/mL while the density of slag and class F fly ash were both taken as 2.2 g/mL. Grey water samples were prepared at additional specific gravity values using the same logic presented within this table.

TABLE 1
Compositions of Wash Waters used in the Example

Wash Water Type	Mass of water (g)	Mass of cement (g)	Mass of slag (g)	Mass of fly ash (g)	Final Mixture Density (g/mL)	Final Mixture Specific Gravity
100% OPC	267.5	40	0	0	1.10	1.10
100% OPC	267.5	65	0	0	1.15	1.15
100% OPC	267.5	85	0	0	1.20	1.20
50% SCMs	267.5	23	14	9	1.10	1.10
50% SCMs	267.5	35	21	14	1.15	1.15
50% SCMs	267.5	49	29	20	1.20	1.20

[00107] The concrete wash water samples produced in the lab were used to produce mortar samples and assessed for their impact on fresh properties. The wash water samples were used

to prepare mortar samples by combining with 1350 g sand and 535 g of cement in a bench-top paddle style mixer. Set time was measured in accordance with ASTM C403 using the penetrometer method. Calorimetry was collect using a Calmetrix iCal8000. Set time and slump results were compared to mortar samples prepared with potable water

[00108] Set and Workability. All statements apply to both EF50 and 100% OPC grey water compositions

[00109] Set time. In all cases the CO₂ treatment greatly reduced the acceleration caused by increases solid contents in the wash water (**Figures 2, 4 and 6**). In addition, in all cases the CO₂ treatment greatly reduced the acceleration caused by increases aging of the wash water (**Figure 2**).

[00110] Workability. In all cases the CO₂ treatment greatly reduced the loss of workability caused by increases aging of the wash water (**Figures 3 and 5**).

[00111] Calorimetry. The CO₂ treatment has a marked impact on the hydration of cement in mortars prepared with grey water, returning the onset and intensity of features to the same region as the control sample made with potable water. **Figures 7-8** are representative calorimetry curves as observed from the previously presented experiments. In all cases the grey water was prepared with 100% OPC to have a specific gravity of 1.1 and aged for 1 day. The curves presented compare the calorimetry response for three cases: 100% OPC grey water without CO₂ treatment; 100% OPC grey water with CO₂ treatment; a control produced with potable water. From both power (**Figure 7**) and energy (**Figure 8**) perspective it can be observed that the CO₂ treatment allows the hydration of cement in the mortar samples to proceed normally: when using the CO₂ treatment the onset and intensity of features is in-line with those observed for the control produced with potable water

[00112] Carbon Dioxide Exposure variables.

[00113] In a second set of tests, three different modes of CO₂ exposure were tested:

Continuous – the grey water was exposed to CO₂ starting at approximately 2 hours after mixing until use; Treatment at 2 hours – the grey water was exposed to CO₂ once at approximately 2 hours after mixing and untreated until use as mix water; Treatment before use – the grey water was untreated until approximately 15 minutes before use. These three variations were meant to mimic timeframes when CO₂ could foreseeably be applied to grey

water in an industrial setting. The choice of 2 hours was meant to begin the CO₂ treatment after the grey water had been prepared, but before any significant cement hydration had occurred. In practice this timeframe could be anywhere from 15-180 minutes.

[00114] Continuous treatment offered the best improvement of set time after 1 day of aging while CO₂ treatment before use offered the best improvement after 6 days of aging (**Figure 9**). In general treatment at 2 hours provided the best slump impact (**Figure 10**).

[00115] Strength Assessment. See **Figure 11**

[00116] Sample of grey water were used to prepare 2"x2"x2" mortar cubes for assessment of compressive strength development. All grey water was aged for 1 day and prepared at a specific gravity of 1.1. Compressive strength tests were performed at 24 hours after mixing. The samples were prepared as follows: A control made with potable water; EF50 grey water without CO₂ treatment; EF50 grey water with CO₂ treatment; 100% OPC grey water without CO₂ treatment; 100% OPC grey water with CO₂ treatment; Control with additional EF50 powder; Control with additional 100% OPC powder. Where the additional solids in the grey water are cementitious in nature samples 6 and 7 were prepared with the same amount of solids as in the grey water. In all cases this was introduced as additional anhydrous binder.

[00117] In all cases the samples performance was equivalent or better than a control produced with potable water (**Figure 11**). There was also a strength enhancement at later time points, for example, 7 and/or 28 days. See **Figures 13** (Washwater of 100% OPC, SG 1.1) and **14** (Washwater 50% cement, 30% slag, 20% class F fly ash).

[00118] Cooling. Samples of grey water with two different compositions (EF50 and 100%OPC) were prepared at a specific gravity of 1.1 and stored at one of two temperatures: Low temperature = 40°F; Room temperature = approximately 65°F. A combination of cooling and CO₂ treatment provided a synergistic improvement in mortar set time, see **Figure 12**.

EXAMPLE 3

[00119] Binder powder was added to samples of water and allowed to age either 1 or 7 days. The binder powder for a given water sample matched the composition of the binder for the mortar later produced from the water; e.g., if the mortar were to be made with 100% OPC,

binder powder for wash water was 100% OPC; if the mortar were to be made with 75/25 OPC/class F fly ash, a 75/25 OPC/class F fly ash was used. Water was either left untreated, or treated with CO₂ consistently over the aging period. An excess of CO₂ was supplied to allow thorough carbonation. Following aging of the mix water mortar samples were prepared according to the following recipe: 1350g EN Sand, 535g cement. Set time was measured from calorimetry as the thermal indicator of set (the hydration time to reach a thermal power of 50 % of the maximum value of the main hydration peak, ASTM C1679).

[00120] The results are shown in **Figures 15-18** and **TABLE 2**. 15 different batches were aggregated for each condition, and results are shown as BOX PLOTS showing 1st quartile, median, and 3rd quartile. Whiskers show max and min. **Figure 15** shows set time relative to a potable water control with the same binder composition and w/b. Set time is reduced in untreated water (average 73% to 71%). Set time is improved to neutral if CO₂ treatment is used (Average is 98% at 1 day, 91% at 7 days). **Figure 16** shows set time at 7 days relative to set time at 1 day. Water aging did not have a large effect on set time for either case (decline in average by 2% for untreated and 6% in CO₂ treated water). **Figure 17** shows mortar slump (workability) relative to a potable water control with the same binder composition and w/b. Slump was compromised when using wash water, and became worse with age if the water was not treated. The average declined from 62% to 32% in the untreated water, and 63% to 51% in the treated water; thus, carbon dioxide treatment mitigated the further decrease in slump in aging wash water compared to untreated. **Figure 18** shows mortar slump at 7 days relative to mortar slump at 1 day. Workability was worse for 7 day wash water than 1 day was water if it is untreated, but, as noted, there was small to no change observed if CO₂ treatment was applied. The results are also summarized in TABLE 2.

TABLE 2

Effect of CO2 treatment of wash water on set time and workability

Slump Summary vs Potable Water Reference					Relative Change in Slump	
Metric	Untreated Aged 1 Day	Untreated Aged 7 Days	CO2 Treated Aged 1 Day	CO2 Treated Aged 7 Days	Untreated	CO2 Treated
Average	62%	32%	63%	51%	-29%	-11%
Median	60%	32%	64%	52%	-29%	-5%
Min	43%	14%	40%	0%	-50%	-50%
Max	83%	54%	79%	88%	0%	9%
1st Quartile	52%	27%	56%	43%	-37%	-18%
3rd Quartile	70%	35%	73%	66%	-22%	2%

Set Time Summary vs Potable Water Reference					Relative Change in Set Time	
Metric	Untreated Aged 1 Day	Untreated Aged 7 Days	CO2 Treated Aged 1 Day	CO2 Treated Aged 7 Days	Untreated	CO2 Treated
Average	73%	71%	98%	91%	-2%	-6%
Median	73%	71%	102%	96%	-1%	-5%
Min	64%	61%	67%	58%	-11%	-19%
Max	90%	85%	116%	110%	8%	3%
1st Quartile	67%	68%	90%	86%	-5%	-13%
3rd Quartile	77%	75%	112%	101%	2%	-1%

EXAMPLE 4

[00121] This Example describes the effects of duration of exposure of wash water to carbon dioxide.

[00122] Binder powder was added to samples of water to create simulated wash water at specific gravity of 1.1. The water samples were mixed for varying durations, starting about 30 minutes after they were first produced. The water was either left untreated, or treated with CO₂ consistently over the mixing period. An excess of CO₂ was supplied to allow thorough carbonation. The pH of the water and CO₂ uptake of the solids was measured. Water samples were allowed to age either 1 or 7 days. Following aging of the mix water mortar samples were prepared according to the standard recipe. 1350g EN Sand, 535g cement.

[00123] As expected, CO₂ uptake of wash water solids increased with treatment time (**Figure 19**), with a corresponding decrease in the pH of the wash water (**Figure 20**). One-day (**Figure 21**), 7-day (**Figure 22**), and 28-day strength (**Figure 23**) were all increased in mortar cubes made with wash water aged 1 day that had been treated with carbon dioxide compared to cubes made with untreated wash water. One-day (**Figure 24**) and 7-day strength (**Figure 25**) were increased in mortar cubes made with wash water aged 7 days that had been treated with carbon dioxide compared to cubes made with untreated wash water; 28-day strength decreased for cubes made with wash water with lower carbon dioxide uptake but increased for those made with wash water with higher carbon dioxide uptake (**Figure 26**).

EXAMPLE 5

[00124] Cemex Demopolis cement was used as wash water solids (100% cement), added to potable water until specific gravity 1.10, then aged 1 or 7 days, with and without CO₂ treatment. Control mortar cubes were produced using potable water, reference cubes were produced using potable water and additional cement equivalent to the solids contained within the wash water.

[00125] **Figure 27** shows that adding more cement to the control reduced the workability (slump). If that same amount of cement was present in one day old wash water the workability was reduced by about 50%. If the wash water was untreated and used at 7 days aging then the workability decreased further, but if treated with CO₂ the performance at 7

days aging was no worse than at 1 day. **Figures 28-30** show 1-, 7-, and 28-day compressive strengths for mortar cubes made with the wash waters. In sum, in 5 of 6 comparisons (two of the one day wash water samples and all three of the 7 day wash water samples) mortar the wash water treated with CO₂ was stronger than a mortar made with an equivalent amount of extra cement. Samples made with CO₂ treated wash water were equivalent or better strength than those with the untreated wash water at any sample age and any wash water age.

EXAMPLE 6

[00126] Lab wash water samples were produced through additions of neat cement and slag into potable water. After aging for 1 or 7 days the solids and liquids were separated via suction filtration for further analysis. Solids were rinsed with isopropyl alcohol to remove any residual water and allowed to dry. Dried solids were submitted for analysis via X-ray diffraction (XRD), nuclear magnetic resonance (NMR) and scanning electron microscopy (SEM). Filtrate was passed through a 0.20 µm filter and submitted for chemical analysis via ICP-OES.

[00127] ICP-OES Analysis of filtrate passing 0.20 µm filter shows distinct changes in ions concentrations depending on the water treatment. The following ions were found to be present in lower concentrations following CO₂ treatment of the lab-produced wash water: Calcium, Potassium, Sodium, Strontium (**Figures 31-34**). The following ions were found to be present in greater concentrations following CO₂ treatment of the lab-produced wash water: Sulfur, Silicon (**Figures 35 and 36**). The CO₂ treatment was found to decrease the pH of wash water filtrate (**Figure 37**). Data are shown in tabular form in **Figures 38 and 39**.

[00128] SEM. For 100% OPC wash water, at 250 magnification (**Figure 40**): Hexagonal particles in untreated cases characteristic of portlandite. At 1000 magnification (**Figure 41**): Untreated WW: Observe needle morphology at 1 days and presence of at 7 days suggests ongoing precipitation and growth of hydration products. At 25,000 magnification (**Figure 42**): Untreated WW: mixture of fuzzy and needle-like hydration products characteristic of normal cement hydration. Features mature and become larger by 7-days, hence less detail at 25k magnification in 7-day versus 1-day. CO₂ Treated WW: Abundance of small box-like

products characteristic of calcite observable at 25 k mag. Microstructure of CO₂ treated case appears generally the same between 1 and 7 days of aging.

[00129] For 75% OPC + 25% Slag wash water: At 250 magnification (**Figure 43**): Hexagonal particles in untreated cases characteristic of portlandite. Large, faceted, unreacted particles characteristic of slag At 3500 magnification (**Figure 44**): Untreated WW: Observe of fuzzy/needle morphology at 1 days which becomes more smooth by 7days. Additional smaller plat-like morphologies observable at 7 days. Suggests ongoing maturation of the reaction products. At 25,000 magnification (**Figure 45**): Untreated WW: mixture of fuzzy and needle-like hydration products characteristic of normal cement hydration. Features mature and become larger by 7-days, hence less detail at 25k magnification in 7-day versus 1-day. CO₂ Treated WW: Abundance of small box-like products characteristic of calcite observable at 25 k mag. Microstructure of CO₂ treated case appears generally the same between 1 and 7 days of aging.

[00130] XRD: Untreated WW – Large contribution in the XRD pattern from Ca(OH)₂ with smaller contributions from various calcium silicates and hydration product. CO₂ treated Wash Water – Large contribution in the XRD pattern from CaCO₃ with smaller contributions from various calcium silicates and hydration products. No contribution from Ca(OH)₂. All CaCO₃ is present as calcite, as indicated by large contribution at ~29°. All Ca(OH)₂ is present as portlandite, as indicated by large contribution at ~18°. See **Figures 46 and 47**.

[00131] NMR (Figures 48 and 49): Silicon: Silicon is present in cement and slag. Unreacted cement phases present in all samples, giving peaks around -70 ppm. Unreacted slag phases are present in all samples, giving peaks around -75 ppm. As the silicates react the silicon signal shifts to more negative values due to polymerization. Untreated WW: Silicon environment in untreated WW changes giving more contribution to signal from -75 to -90, increasing with age. This suggests a microstructure that is changing with time. CO₂ Treated WW: Silicon environment in CO₂ treated WW changes dramatically, giving more contribution to signal from -80 to -120, centered around -100

[00132] CO₂ treated silicon environment displays less change from 1-7 days as compared to untreated case. This suggests different levels of Si polymerization in the CO₂ treated case and less “change” from 1-7 days in the CO₂ treated case.

[00133] Aluminum: Aluminum is present in cement and slag. Untreated WW: Al environment in untreated WW produces sharp peak around 10 ppm that changes with sample age. Some signal from unreacted cement Al is visible at 1 day in the 100% OPC case. This suggests a microstructure that is changing with time. CO₂ Treated WW: CO₂ treatment completely modifies Al environment. CO₂ treated Al environment displays less change from 1-7 days as compared to untreated case. This suggests different Al local environment in the CO₂ treated case compared to the untreated case. The untreated case has Al in normal hydration products, like ettringite, while the CO₂ treatment seems to incorporate Al ions into amorphous C-A-S-H phases. The CO₂ treated case demonstrates less “change” in the Al local environment from 1-7 days.

EXAMPLE 7

[00134] Various wash waters that matched the corresponding mortar mix were either untreated or subject to continuous agitation, with and without carbon dioxide treatment, and the performance of mortar cubes made with the wash water, as described elsewhere herein, was measured.

[00135] Figure 50 shows the results for compressive strength of mortar cubes made with one-day old wash water subject to continuous agitation, wash water solids and mortar at 25% slag/75% OPC (Cemex Cemopolis cement). Wash water increased strength compared to control (potable), and carbon dioxide-treated wash water increased strength even more. Slumps were control: 108, Untreated wash water: 45; CO₂-treated wash water, 45 (all slumps in mm).

[00136] Figure 51 shows the results for compressive strength of mortar cubes made with one-day old wash water subject to continuous agitation, wash water solids and mortar at 25% class C fly ash/75% OPC (Cemex Cemopolis cement). Wash water increased strength, Untreated wash water was better than CO₂ treated wash water at 1 and 7 days, but only the CO₂ treated water imparted a strength benefit at 28 days. Slumps were control: 125, Untreated wash water: 90; CO₂-treated wash water, 90.

[00137] Figure 52 shows the results for compressive strength of mortar cubes made with one-day old wash water subject to continuous agitation, wash water solids and mortar at 25% class

F fly ash/75% OPC (Cemex Cemopolis cement). Wash water increased strength, Untreated wash water was better than CO₂ treated wash water at 1 and 7 days, but both showed equal benefit at 28 days. Slumps were control: 118, Untreated wash water: 70; CO₂-treated wash water, 90.

[00138] Figure 53 shows the results for compressive strength of mortar cubes made with one-day old wash water subject to continuous agitation, wash water solids and mortar at 100% OPC (Cemex Cemopolis cement). Reference was extra cement equivalent to the mass of the suspended solids in the wash water. Increased cement improved early but not late strength. CO₂ wash water was better than untreated wash water at all ages. CO₂ wash water was better than extra cement addition at all ages. Slumps were control: 110, Reference with cement: 100; Untreated wash water: 55; CO₂-treated wash water, 50.

[00139] Figure 54 shows the results for compressive strength of mortar cubes made with seven-day old wash water subject to continuous agitation, wash water solids and mortar at 100% OPC (Cemex Cemopolis cement). Reference was extra cement equivalent to the mass of the suspended solids in the wash water. Increased cement improved early but not late strength. CO₂ wash water was equivalent to or better than untreated wash water at all ages. CO₂ wash water was better than extra cement addition at later ages, and better than potable water control at 1 and 28 days. Slumps were control: 110, Reference with cement: 100; Untreated wash water: 30; CO₂-treated wash water, 60.

EXAMPLE 8

[00140] Lab scale concrete production compared concrete batches made with potable water, untreated wash water and wash water treated with carbon dioxide. The wash water was used at two ages (1 day and 5 days old). The sample production included three different control batches, each at a different w/c. This allows for interpretations of compressive strength if there is a variation in w/b among the test batches.

TABLE 3
Description of water in batches

Sample	Mix water	Water Age	Batch
Control L, w/b=0.56	Potable water	n/a	1
Control M, w/b = 0.67	Potable water	n/a	4
Control H, w/b = 0.75	Potable water	n/a	7
Reference UT1	Untreated	1 day	2
Reference UT5	Untreated	5 day	6
CO2-1	CO2 treated	1 day	3
CO2-5	CO2 treated	5 day	5

[00141] The wash water was sourced from a ready mixed truck through washing it after it had emptied its load. The collected wash water was sieved past a 80 μm screen and then was bottled (2L plastic bottles). If appropriate, the wash water was carbonated in the same manner as wash water for the mortar testing (given an excess of CO_2 achieved through periodic topping up and under agitation). The specific gravity of the wash water during carbonation was between 1.20 and 1.25. When used in concrete the water was diluted to a specific gravity of about ~ 1.08 .

[00142] The batches were produced with a total binder loading of 307 kg/m^3 including the cement, fly ash, and solids contained within the wash water. The batches with lower and higher w/b ratios deviated from this binder loading. In terms of w/b the binder fraction included the cement, fly ash and solids contained in the wash water. The binder batches was 80% cement and 20% fly ash. Batch comparisons are made relative to the baseline of the Control M batch.

TABLE 4
Concrete mix designs in kg/m³

	Control L	Control M	Control H	UTWW 1	UTWW 5	CO2WW 1	CO2WW 5
Cement	258	246	221	231	231	231	231
Fly Ash	64	61	55	58	58	58	58
WW Solids	0	0	0	17	18	18	18
Total Binder	322	307	276	306	307	307	307
Sand	847	822	882	822	822	822	822
Stone	1025	995	964	995	995	995	995
Batch Water	181	207	207	211	207	207	207
Rel% cement	105%	100%	90%	94%	94%	94%	94%
Rel% fly ash	105%	100%	90%	94%	94%	94%	94%
Rel% binder	105%	100%	90%	100%	100%	100%	100%

[00143] The wash water batches included less cement and fly ash (each reduced 6%) in a proportion equivalent to the suspended solids contained within the wash water.

[00144] The fresh properties were measured and compared relative to the Control M batch.

TABLE 5
Concrete fresh properties

	Control L	Control M	Control H	UTWW 1	UTWW 5	CO2WW 1	CO2WW 5
Temperature (°C)	20.1	20.3	19.4	19.8	19	19.7	19.8
Slump (in)	6.0	6.5	5.0	6.0	4.5	6.0	6.0

Air (%)	1.8%	1.5%	1.1%	1.6%	1.1%	1.6%	1.2%
Unit Mass (kg/m³)	2410	2373	2381	2373	2390	2376	2373
Norm Unit Mass (kg/m³)	2454	2409	2408	2411	2416	2414	2402
Rel.slump	92%	100%	77%	92%	69%	92%	92%
Relative air	120%	100%	73%	107%	73%	107%	80%
Rel. unit mass	101%	100%	100%	100%	101%	100%	100%

[00145] The effects of various treatments on set acceleration of mortar cubes made with the wash waters are shown in **Figure 55**. The CO₂ reduced the set acceleration. The CO₂ reduced the Initial set acceleration by 48% for 1 day wash water, and 64% for 5 day old wash water. The CO₂ reduced the Final set acceleration by 39% for 1 day wash water, and 66% for 5 day old wash water.

[00146] The effects of various treatments on strength of mortar cubes made with the wash waters are shown in **Figures 56-58**. Concrete was an average of 3 specimens in all cases. **Figure 56** shows that for 1 day old wash water the concrete performs equivalent to the control at 28 days. There is 6 percent less binder in the wash water mix designs, so the corresponding amount of wash water solids contributes to the concrete strength. **Figure 57** shows the strength of concrete produced with untreated wash water aged 5 days is 13 to 17% lower than the control concrete (13% lower at 28 days). If the wash water is treated with CO₂ the performance relative to the control is only 2 to 7% lower (2% lower at 28 days CO₂ improves the strength of concrete produced with 5 day old wash water. **Figure 58** shows increasing the age of the wash water from 1 to 5 days meant the concrete produced with untreated water showed a strength decrease of 12-15%. If the wash water was treated with CO₂ the strength with 5 day old wash water was only 2-3% less than with 1 day old wash water.

[00147] It appeared that the air content may have been impacted by the wash water. While there was no apparent impact when using 1 old day wash water, both the batches of concrete made with 5 day old wash water (both untreated and CO₂ treated) had an air content about 20 to 30% lower than the control. Unit mass and normalized unit mass (normalized for air differences) were consistent among the batches.

[00148] While preferred embodiments of the present invention have been shown and described herein, it will be obvious to those skilled in the art that such embodiments are provided by way of example only. Numerous variations, changes, and substitutions will now occur to those skilled in the art without departing from the invention. It should be understood that various alternatives to the embodiments of the invention described herein may be employed in practicing the invention. It is intended that the following claims define the scope of the invention and that methods and structures within the scope of these claims and their equivalents be covered thereby.

CLAIMS

What is claimed is

1. A method of preparing a concrete mix comprising
 - (i) adding concrete materials to a mixer;
 - (ii) adding mix water to the mixer, wherein the mix water comprises carbonated concrete wash water; and
 - (iii) mixing the water and the concrete materials to produce a concrete mix.
2. The method of claim 1 wherein the carbonated concrete wash water comprises at least 10% of the total mix water.
3. The method of claim 1 or 2 wherein the carbonated concrete mix water comprises at least 40% of the total mix water.
4. The method of any one of claims 1 to 3 wherein the mix water comprises a first portion of water that is not carbonated mix water and a second portion of mix water that comprises carbonated mix water, wherein the first batch of mix water is added to the concrete materials before the second batch of mix water.
5. The method of claim 4 wherein the first portion of water is added at a first location and the second portion of water is added at a second location, wherein the first and second locations are different.
6. The method of claim 5 wherein the second location is the drum of a ready-mix truck.
7. The method of any one of claims 4 to 6 wherein the second portion of mix water is added at least 2 minutes after the first portion.

8. The method of any one of claims 1 to 7 wherein the carbonated concrete wash water has a density of at least 1.10 g/cm^3 .
9. The method of any one of claims 1 to 8 wherein the carbonated concrete wash water has been held for at least 1 day.
10. The method of any one of claims 1 to 9 wherein the carbonated concrete wash water has been held for at least 3 days.
11. The method of any one of claims 1 to 10 wherein the concrete mix is sufficiently workable for its intended use, and the carbonated wash water is of an age that the same mix made with the wash water of the same age in the same proportions would not be sufficiently workable for its intended use.
12. The method of any one of claims 1 to 11 wherein the mix water comprises carbonated wash water in an amount that results in a concrete mix that is at least 5% stronger at a time after pouring than the same concrete mix made without carbonated wash water.
13. The method of claim 12 wherein the time after pouring is 1 day, 7 days, 28 days, or any combination thereof.
14. The method of any one of claims 1 to 13 wherein the mix water comprises carbonated wash water in an amount that allows the concrete mix to contain at least 5% less cement than, and retain a compressive strength after pouring of within 5% of, the same concrete mix made without carbonated wash water and with the extra 5% cement.
15. An apparatus for carbonating wash water produced in the production of concrete in a wash water operation wherein the wash water comprises cement and/or supplementary cementitious materials (SCM), comprising
 - (i) a source of carbon dioxide;

- (ii) a first conduit operably connected to the source of carbon dioxide that runs to a wash water container, wherein
 - (a) the wash water container contains wash water from a concrete production site;
 - (b) the conduit has one or more openings positioned to deliver carbon dioxide at or under the surface of the wash water in the container to produce carbonated wash water;
 - (iii) a system to transport the carbonated wash water to a concrete mix operation where the carbonated wash water is used as mix water in a concrete mix.
16. The apparatus of claim 15 further comprising
- (iv) a controller that determines whether or not, and/or how, to modify delivery of carbon dioxide to the wash water, or another characteristic of the wash water operation, or both, based on the one or more characteristics of the wash water or wash water operation.
17. The apparatus of claim 16 further comprising
- (v) one or more sensors that monitor one or more characteristics of the wash water and/or the carbonation of the wash water in the container, wherein the one or more sensors is operably connected to the controller and delivers information regarding the characteristic of the wash water and/or wash water operation to the controller.
18. The apparatus of claim 16 or 17 wherein the characteristic is
- (a) pH of the wash water,
 - (b) rate of delivery of carbon dioxide to the wash water,
 - (c) total amount of wash water in the wash water container,
 - (d) temperature of the wash water,
 - (e) specific gravity of the wash water,
 - (f) concentration of one or more ions in the wash water,
 - (g) age of the wash water,

- (h) circulation rate of the wash water,
 - (i) timing of circulation of the wash water,
- or any combination thereof

19. The apparatus of claim 17 or 18 wherein the sensor is one or more of a sensor for monitoring

- (a) pH of the wash water,
 - (b) rate of delivery of carbon dioxide to the wash water,
 - (c) total amount of wash water in the wash water container,
 - (d) temperature of the wash water,
 - (e) specific gravity of the wash water,
 - (f) concentration of one or more ions in the wash water,
 - (g) age of the wash water,
 - (h) circulation rate of the wash water,
 - (i) timing of circulation of the wash water,
- or any combination thereof

20. The apparatus of any one of claims 16 to 19 further comprising

- (iii) one or more actuators operably connected to the controller to modify delivery of carbon dioxide to the wash water, or another characteristic of the wash water operation, or both.

21. An apparatus for preparing a concrete mix comprising

- (i) a first mixer for mixing concrete materials and water;
- (ii) a second mixer for mixing concrete materials and water;
- (iii) a first water container holding water that comprises carbonated concrete wash water;
- (iv) a second water container, different from the first, holding water that is not carbonated concrete wash water;

- (iv) a first system fluidly connecting the first water container with the second mixer and a second system fluidly connecting the second water container with the first mixer.
22. The apparatus of claim 21 wherein the first and second mixers are different mixers.
23. The apparatus of claim 21 or 22 wherein the first mixer is the drum of a ready-mix truck.
24. The apparatus of any one claims 21 to 23 further comprising a controller configured to add a first amount of the water in the second water container to the first mixer at a first time and to add a second amount of the water in the first water container to the second mixer at a second time, wherein the first and second times are different and wherein the first time is before the second time.
25. An apparatus for preparing a concrete mix comprising
- (i) a mixer for mixing concrete materials and water;
 - (ii) a first water container holding water that comprises carbonated concrete wash water;
 - (iii) a second water container, different from the first, holding water that is not carbonated concrete wash water;
 - (iv) a third container, fluid connected to the first and second water containers and to the mixer, for receiving a first portion of the water in the first container and a second portion of the water in the second container, mixing them to form mixed waters, and sending a third portion of the mixed waters to the mixer.

Figure 1




Figure 2

× 50% SCMs - No treatment - Aged 6 Days ▲ 50% SCMs - No Treatment - Aged 1 Day
■ 50% SCMs - CO2 Treatment - Aged 6 Days ◇ 50% SCMs - CO2 Treatment - Aged 1 Day

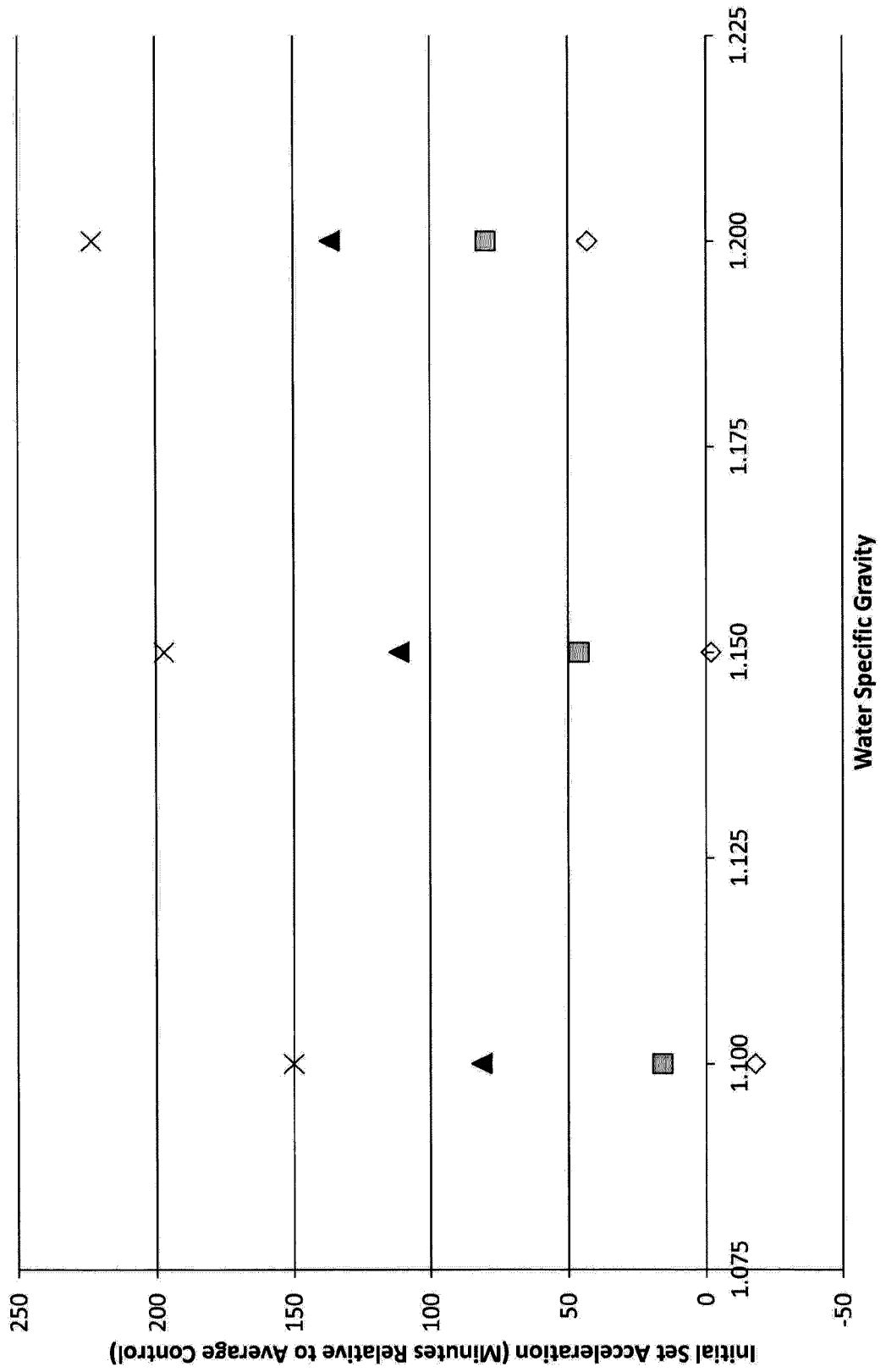


Figure 3




Figure 4

X 100% OPC - No Treatment - Aged 6 Days ▲ 100% OPC - No Treatment - Aged 1 Day
■ 100% OPC - CO2 Treatment - Aged 6 Days ◇ 100% OPC - CO2 Treatment - Aged 1 Day

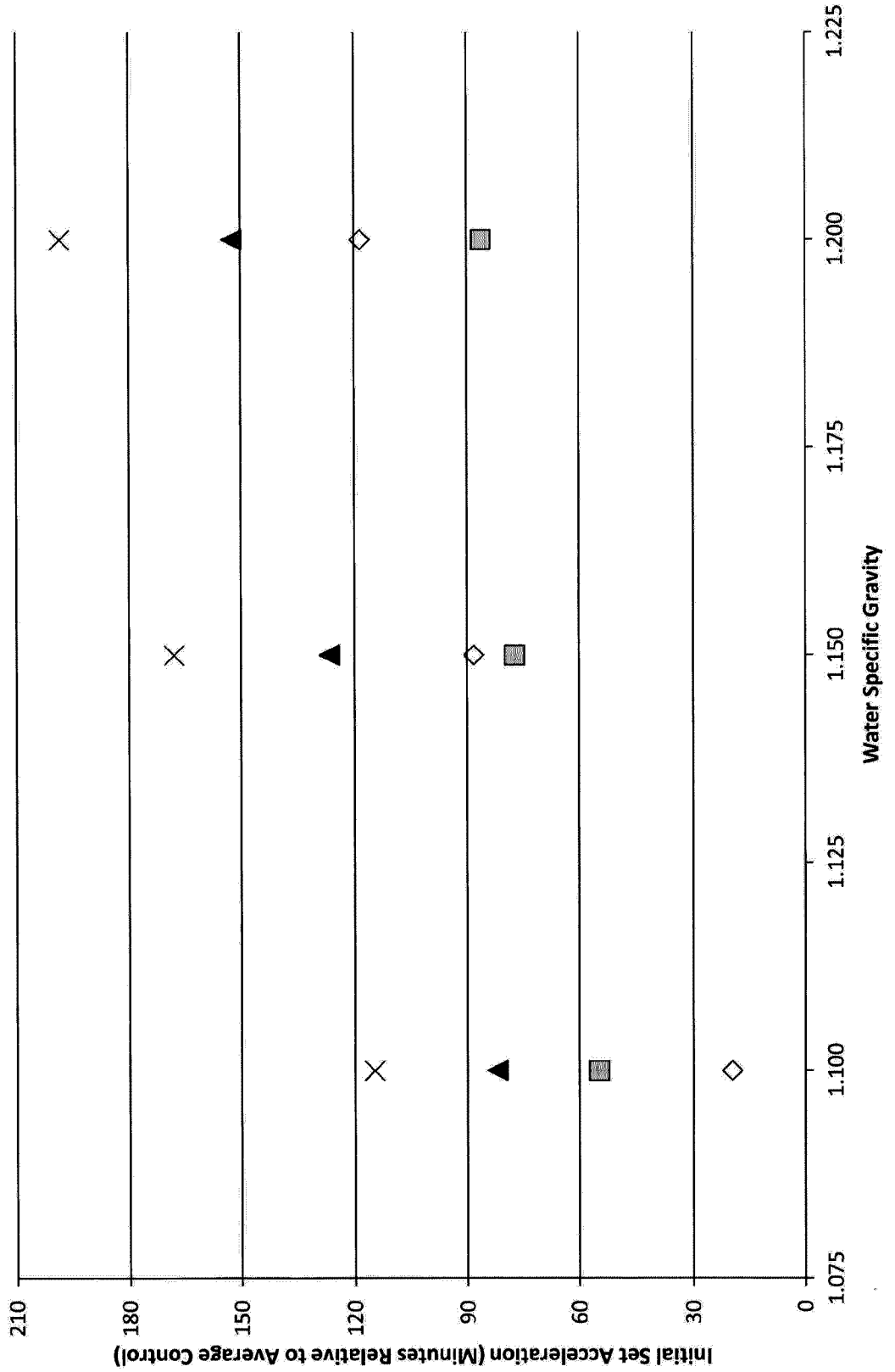


Figure 5

× 100% OPC - No Treatment - Aged 6 Days ▲ 100% OPC - No Treatment - Aged 1 Day
□ 100% OPC - CO2 Treatment - Aged 6 Days ◇ 100% OPC - CO2 Treatment - Aged 1 Day

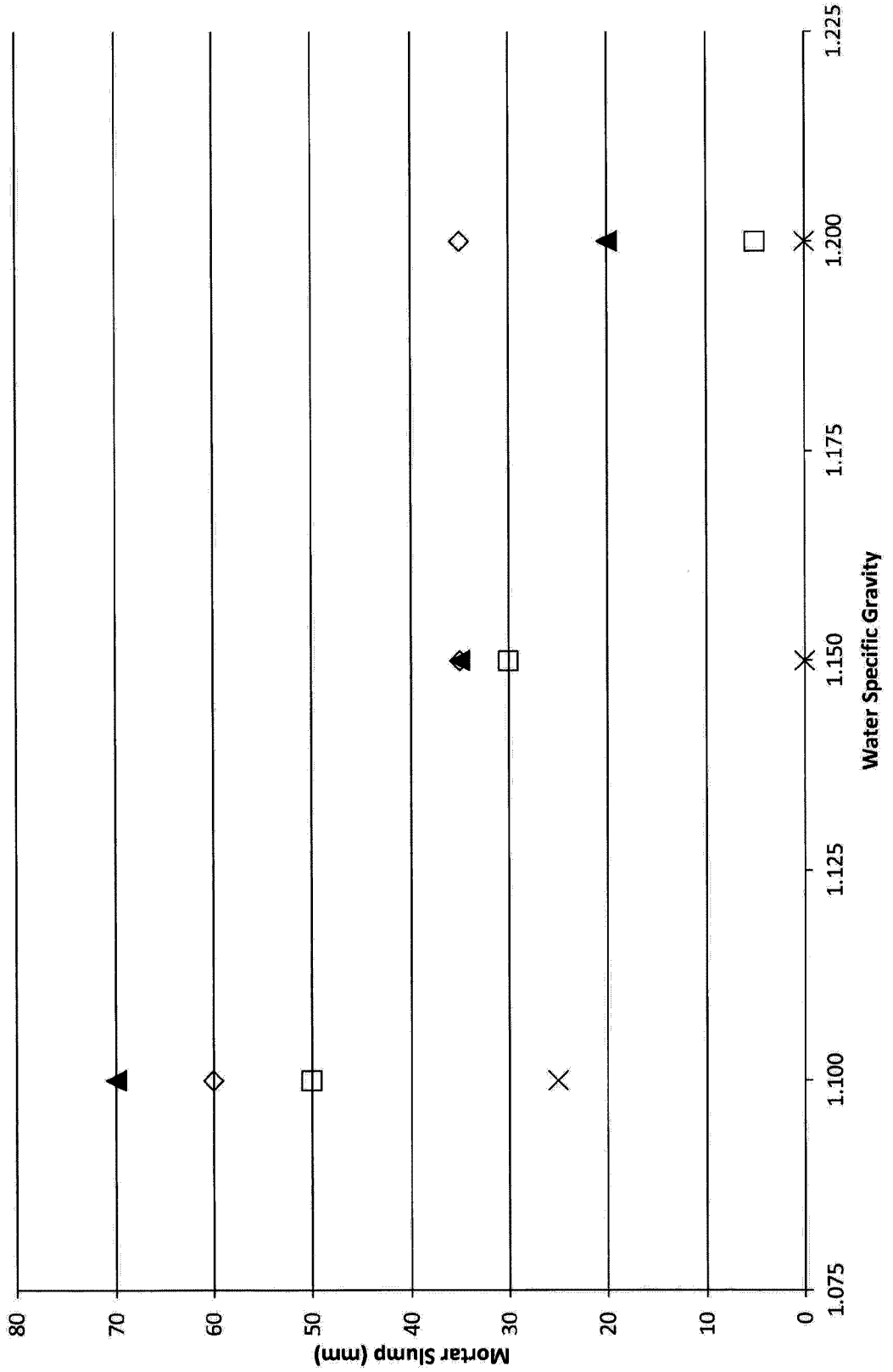


Figure 6

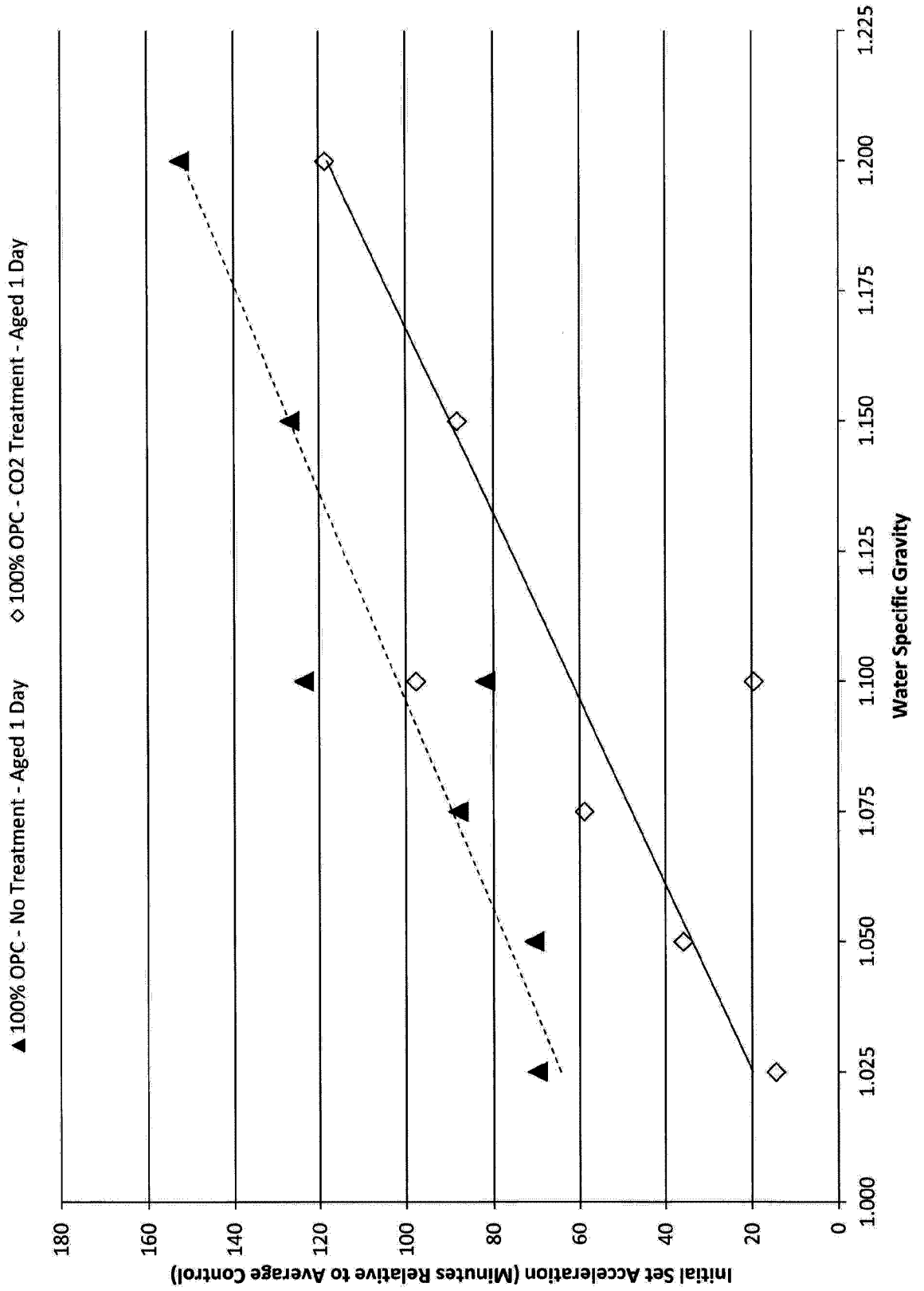


Figure 7

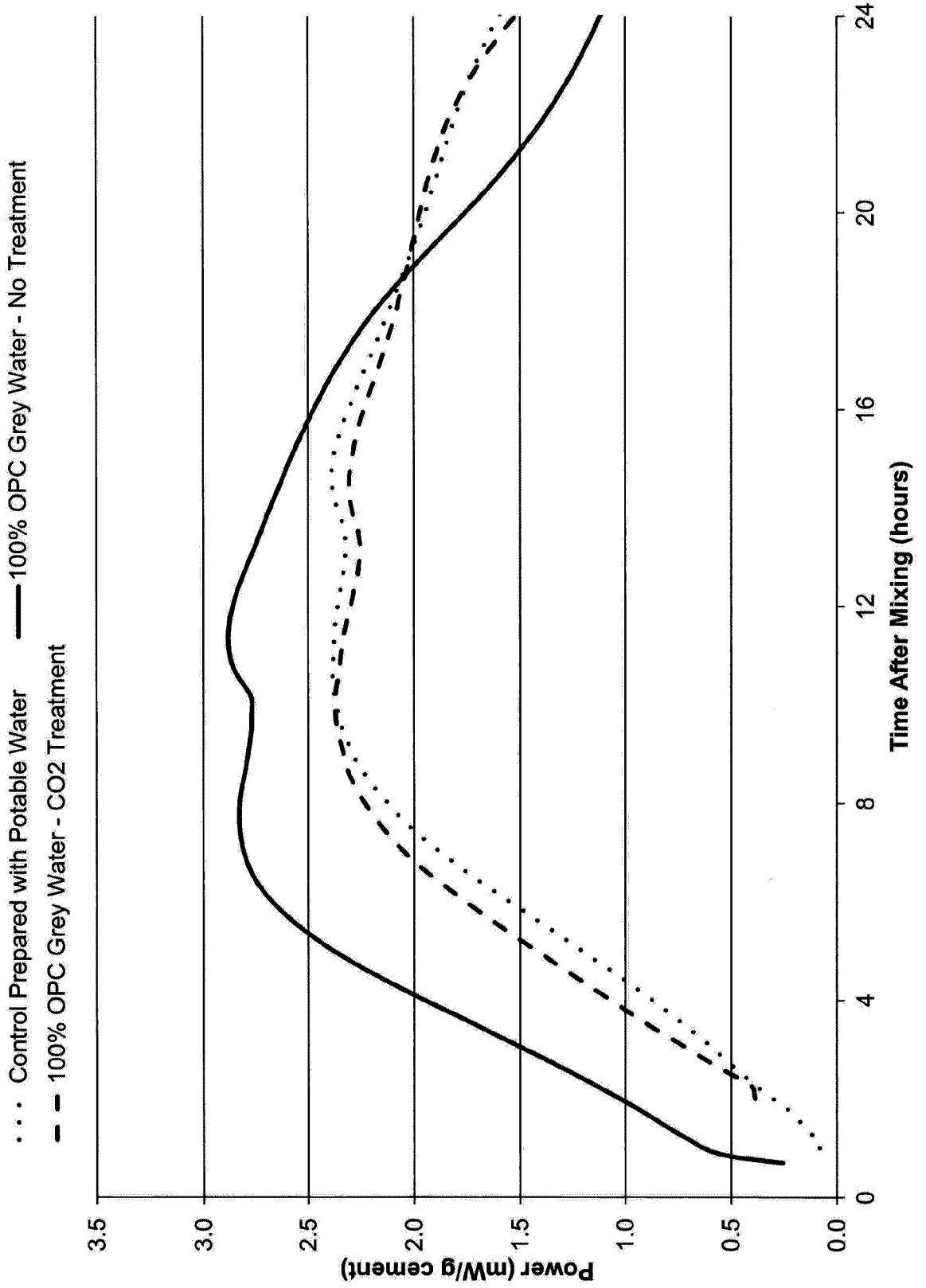


Figure 8

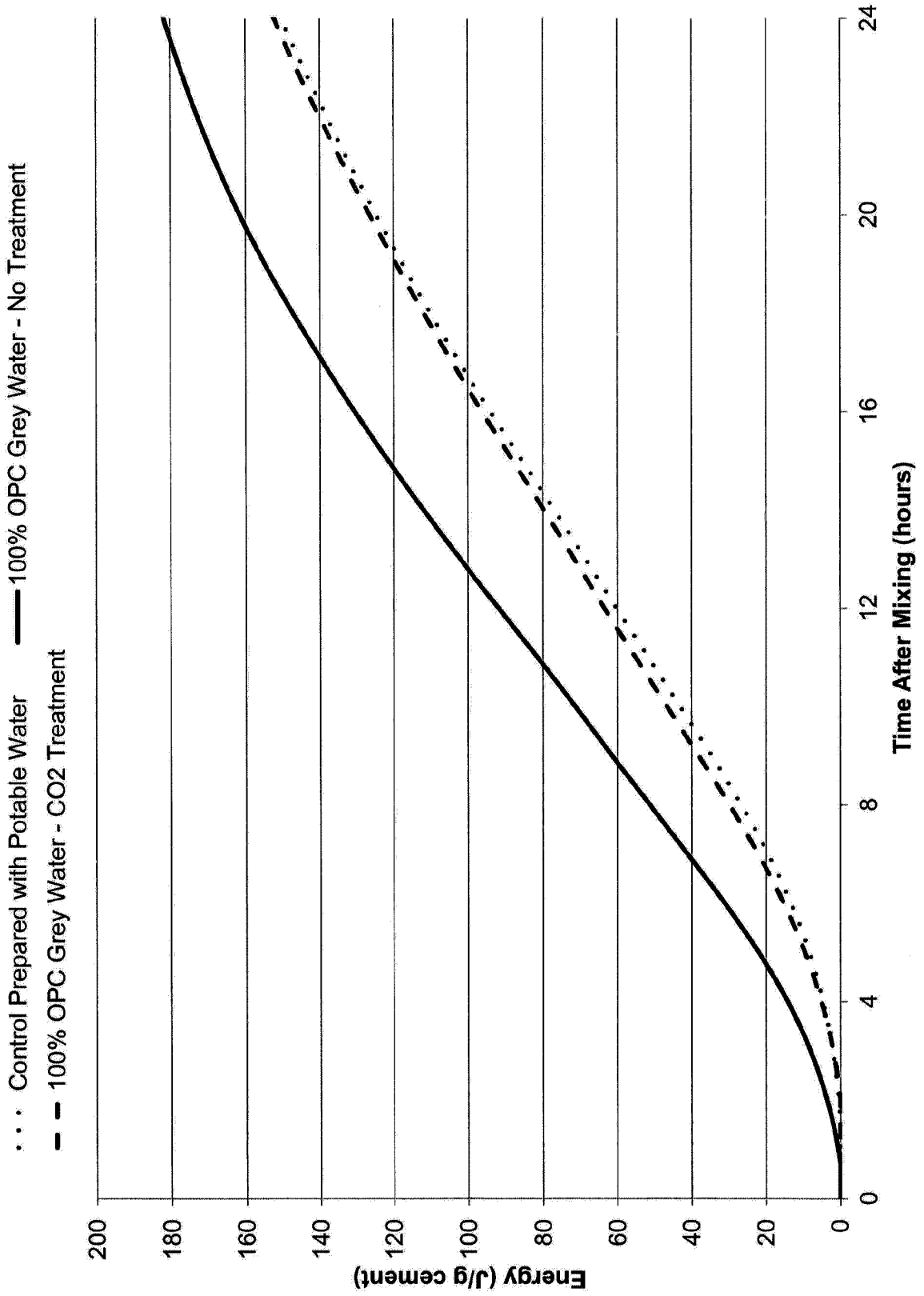


Figure 9

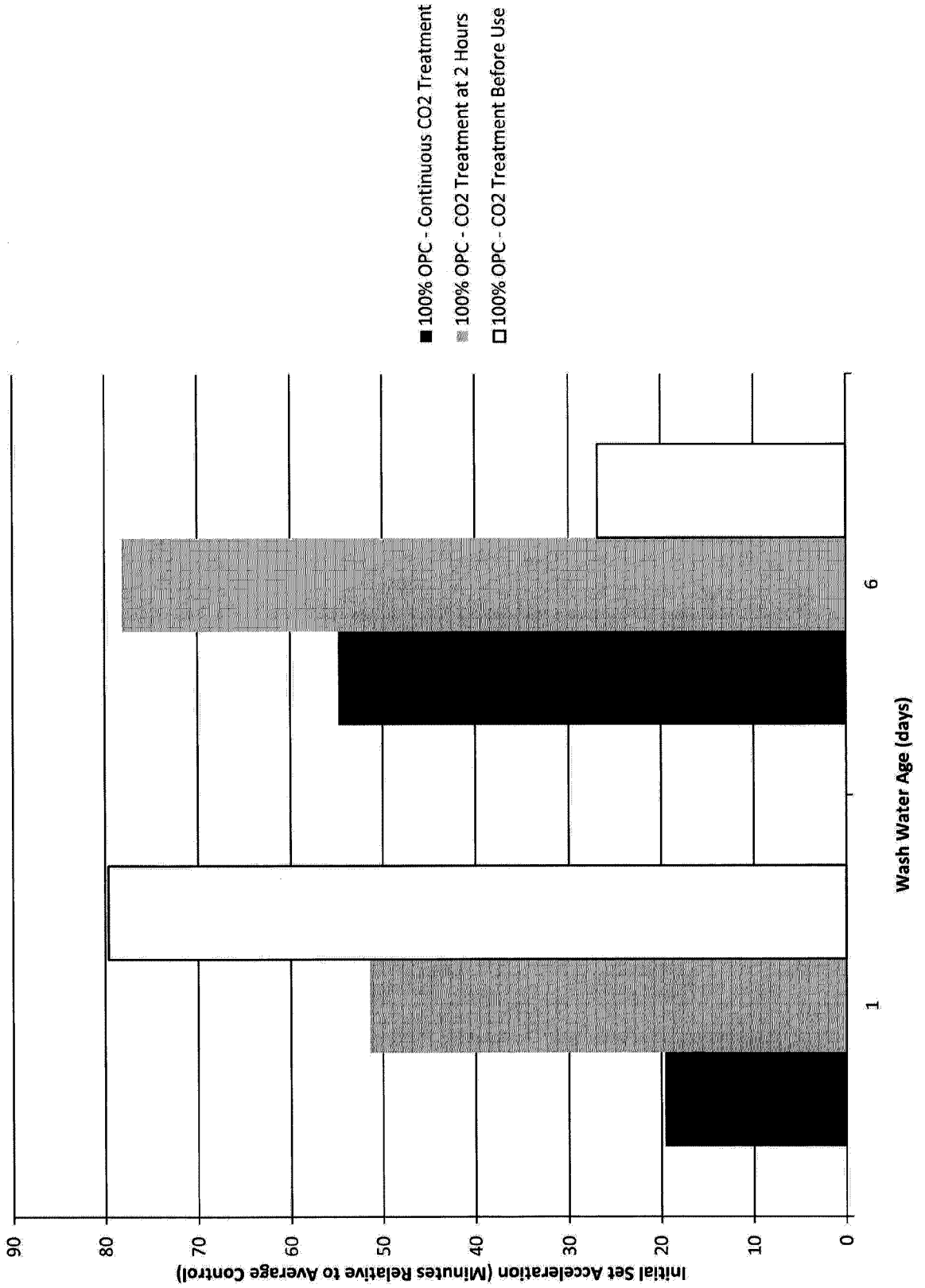


Figure 10

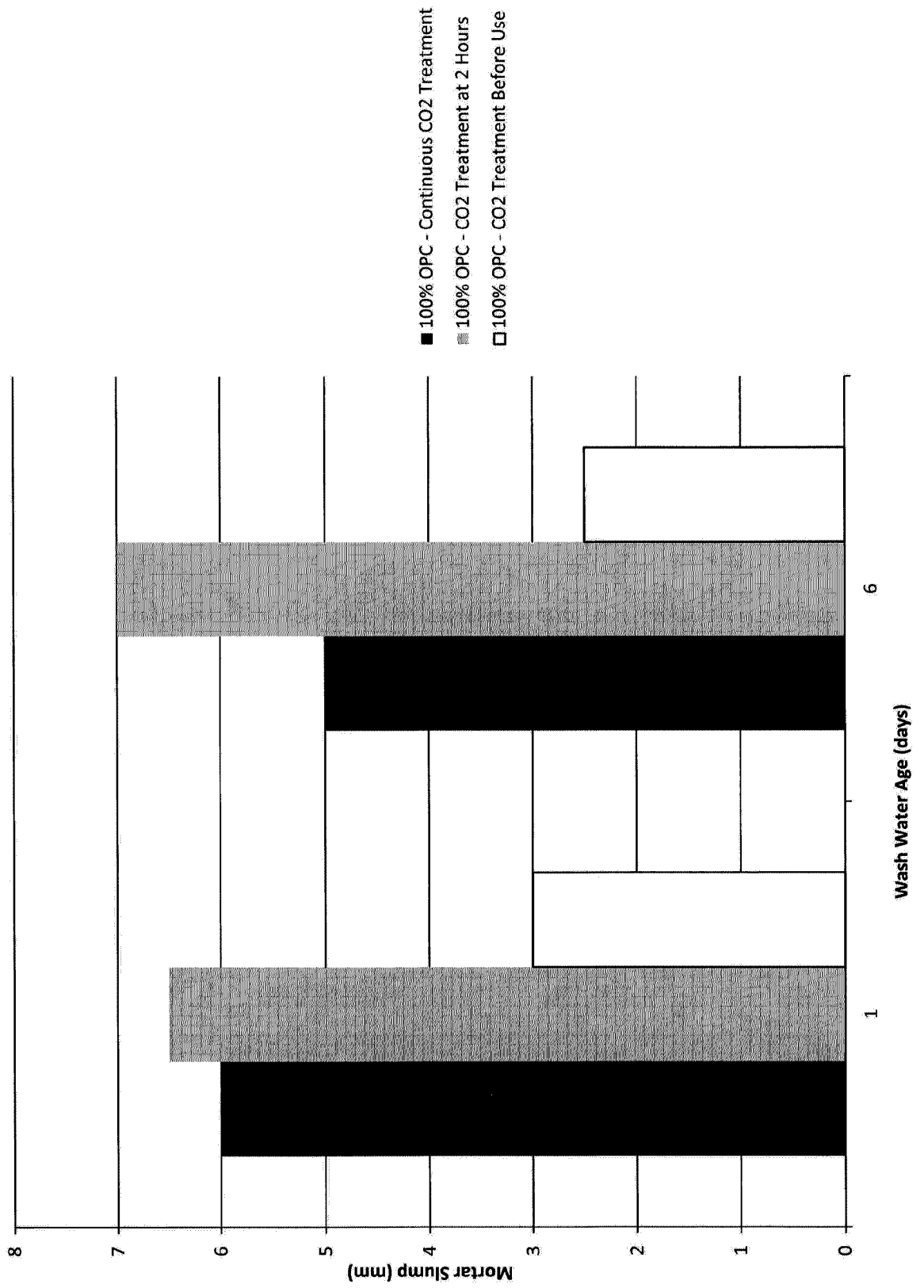


Figure 11




Figure 12

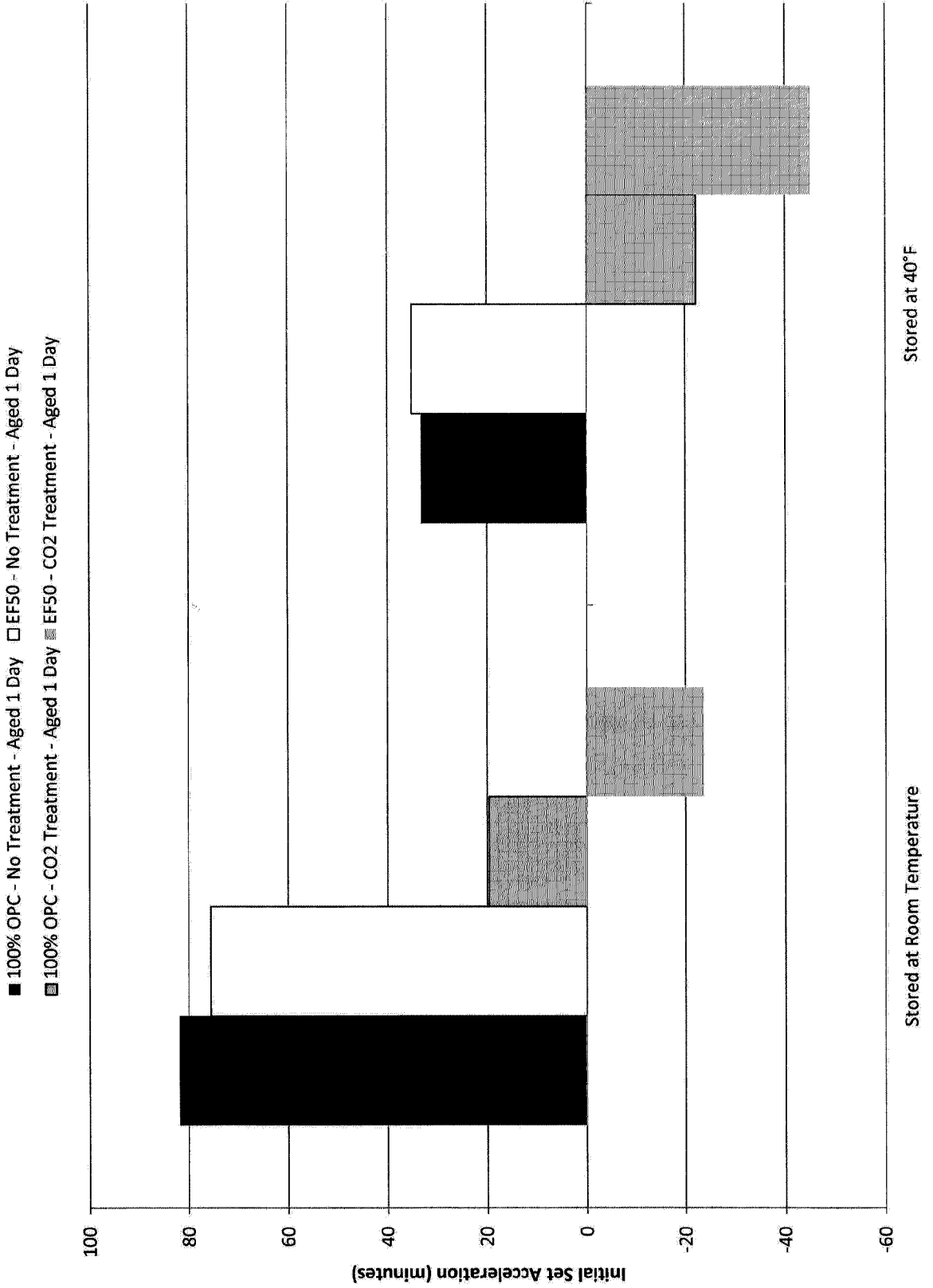


Figure 13

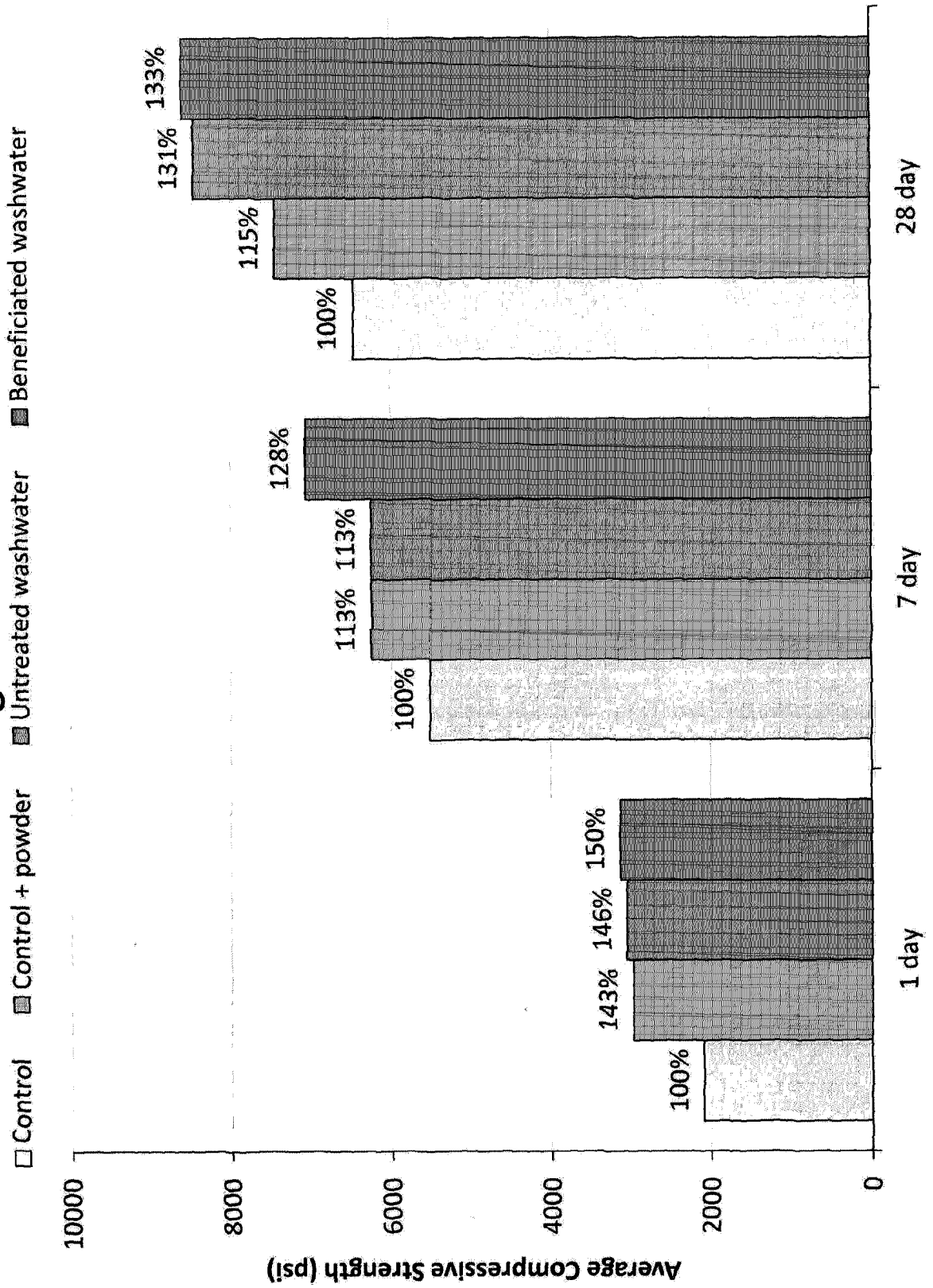


Figure 14

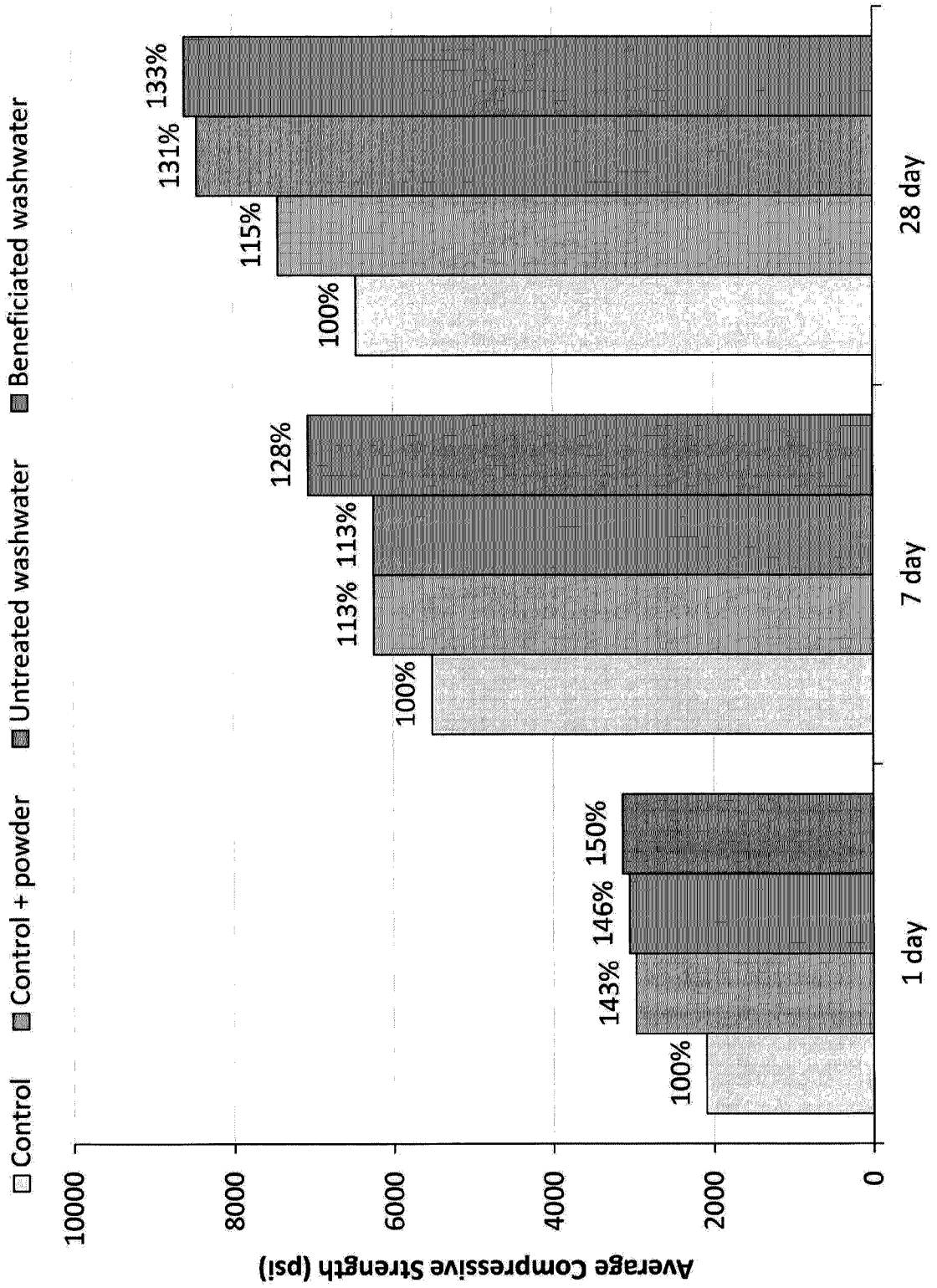


Figure 15

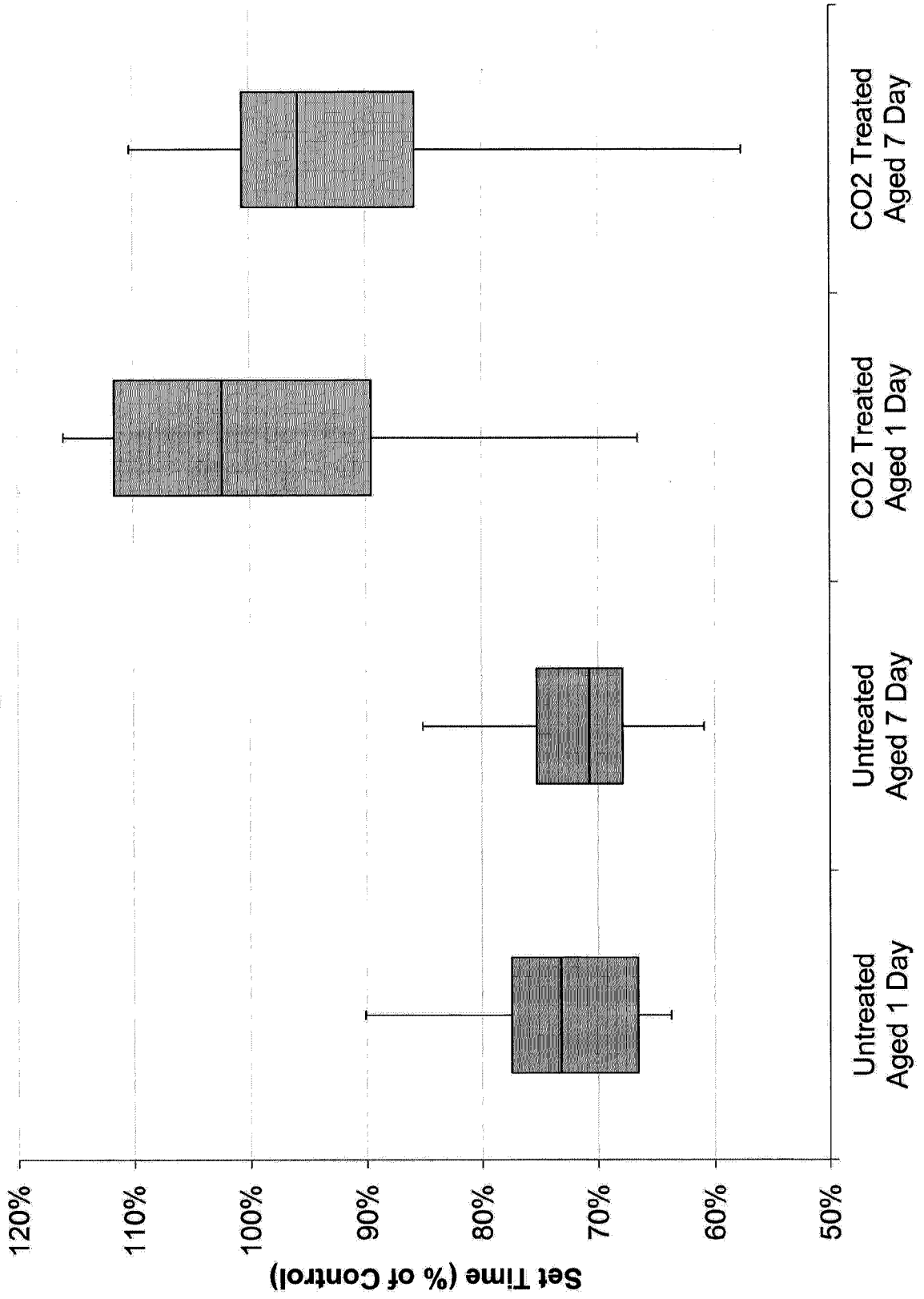


Figure 16

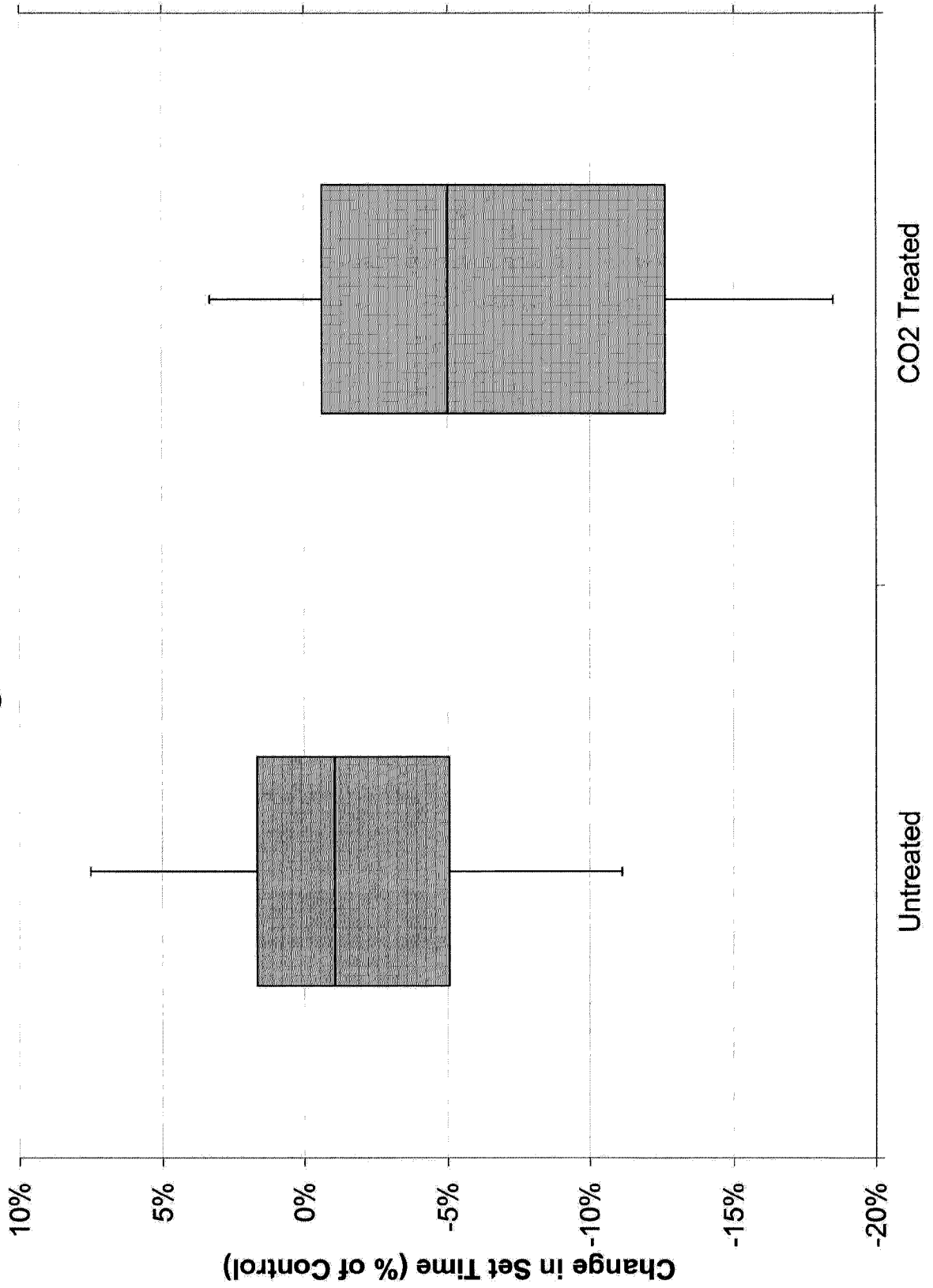


Figure 17

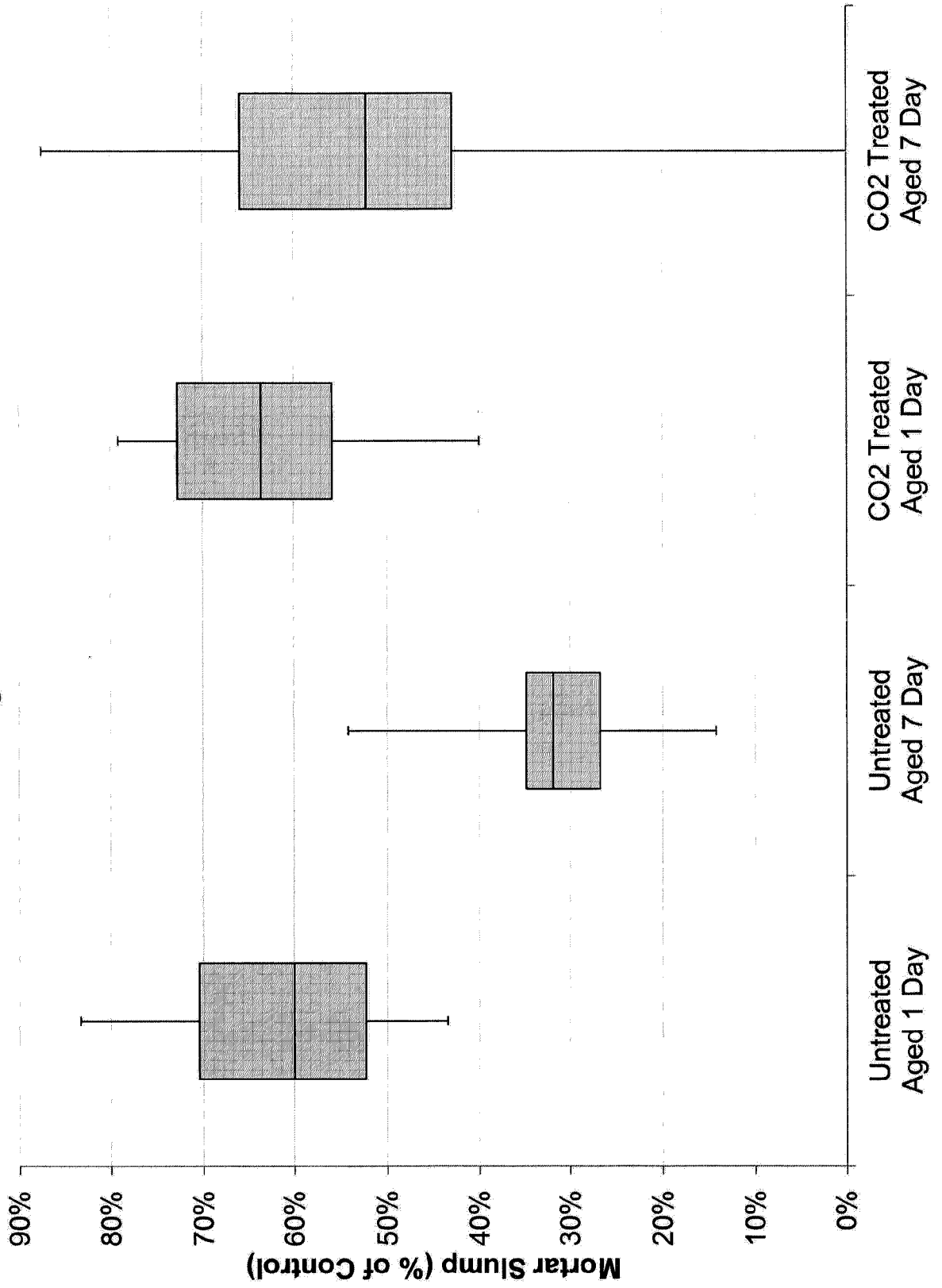


Figure 18

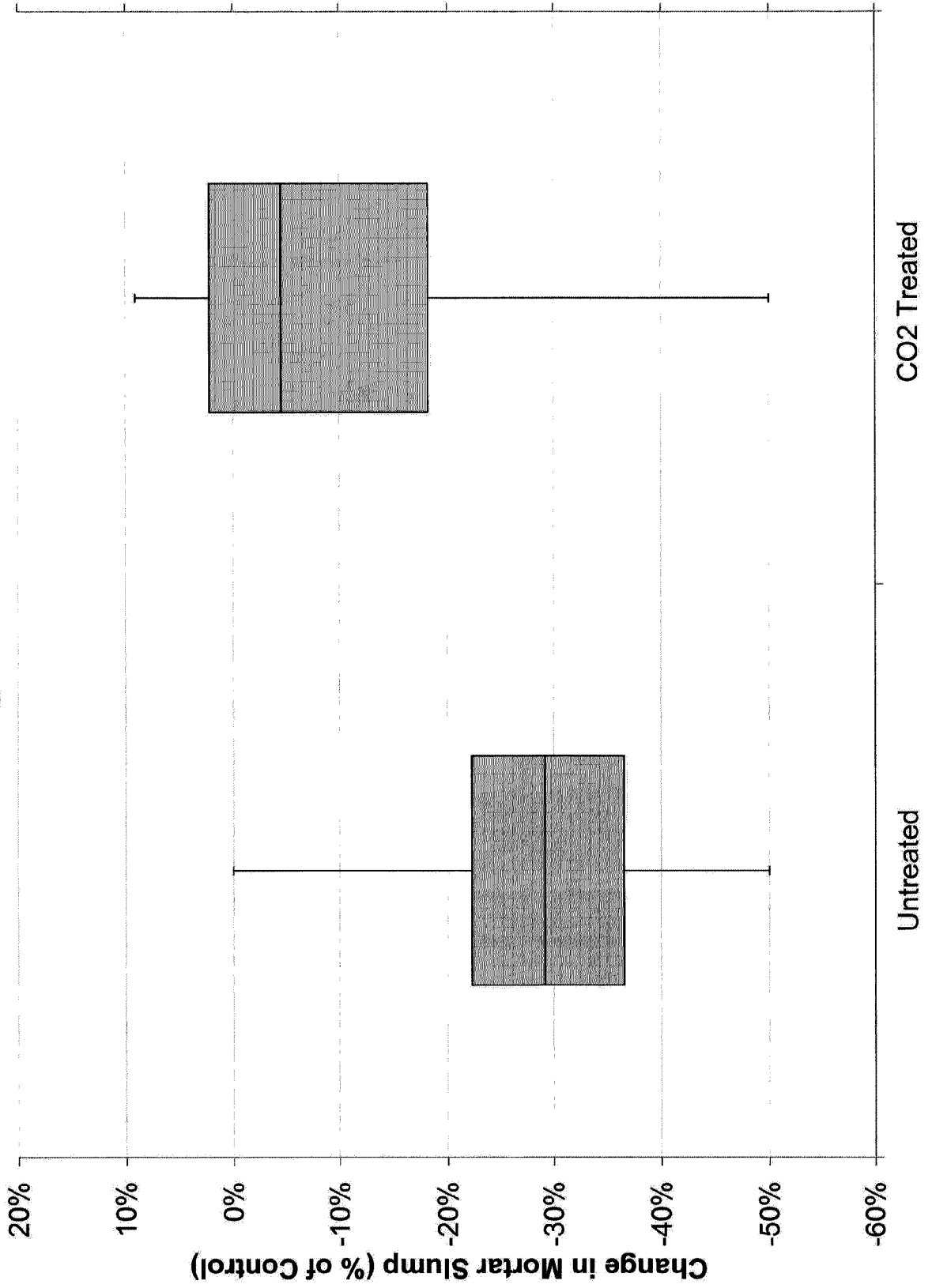


Figure 19

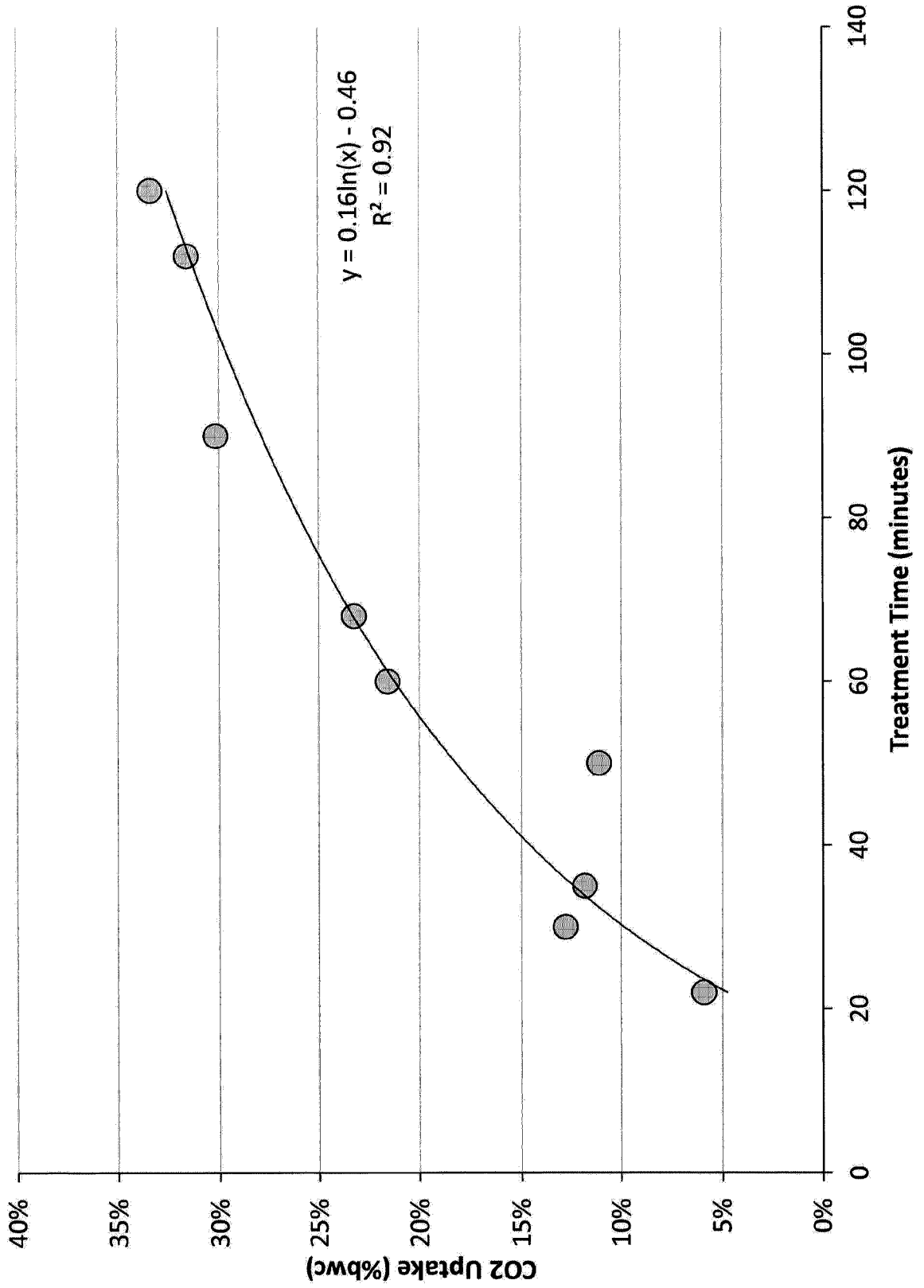


Figure 20

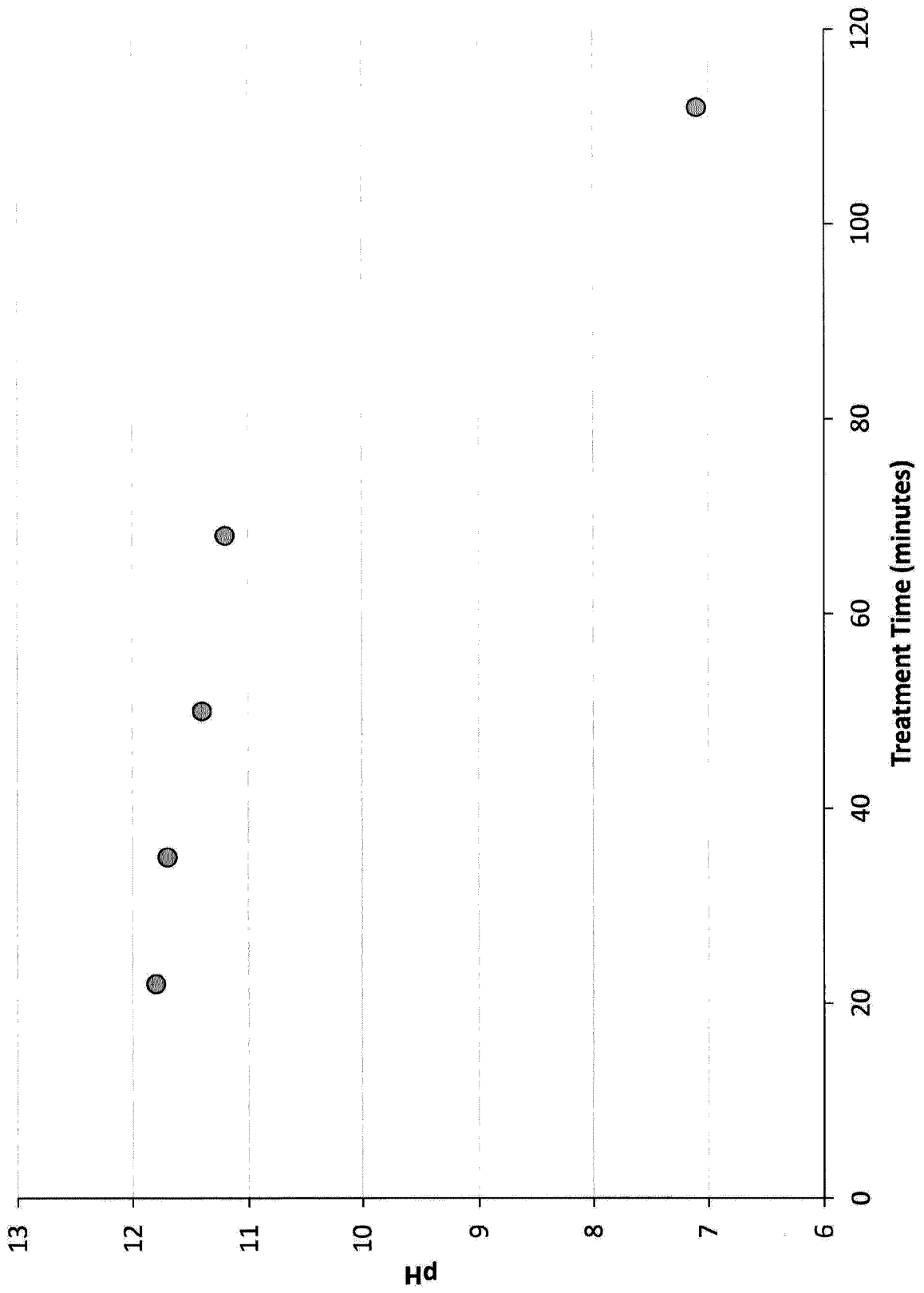


Figure 21




Figure 22

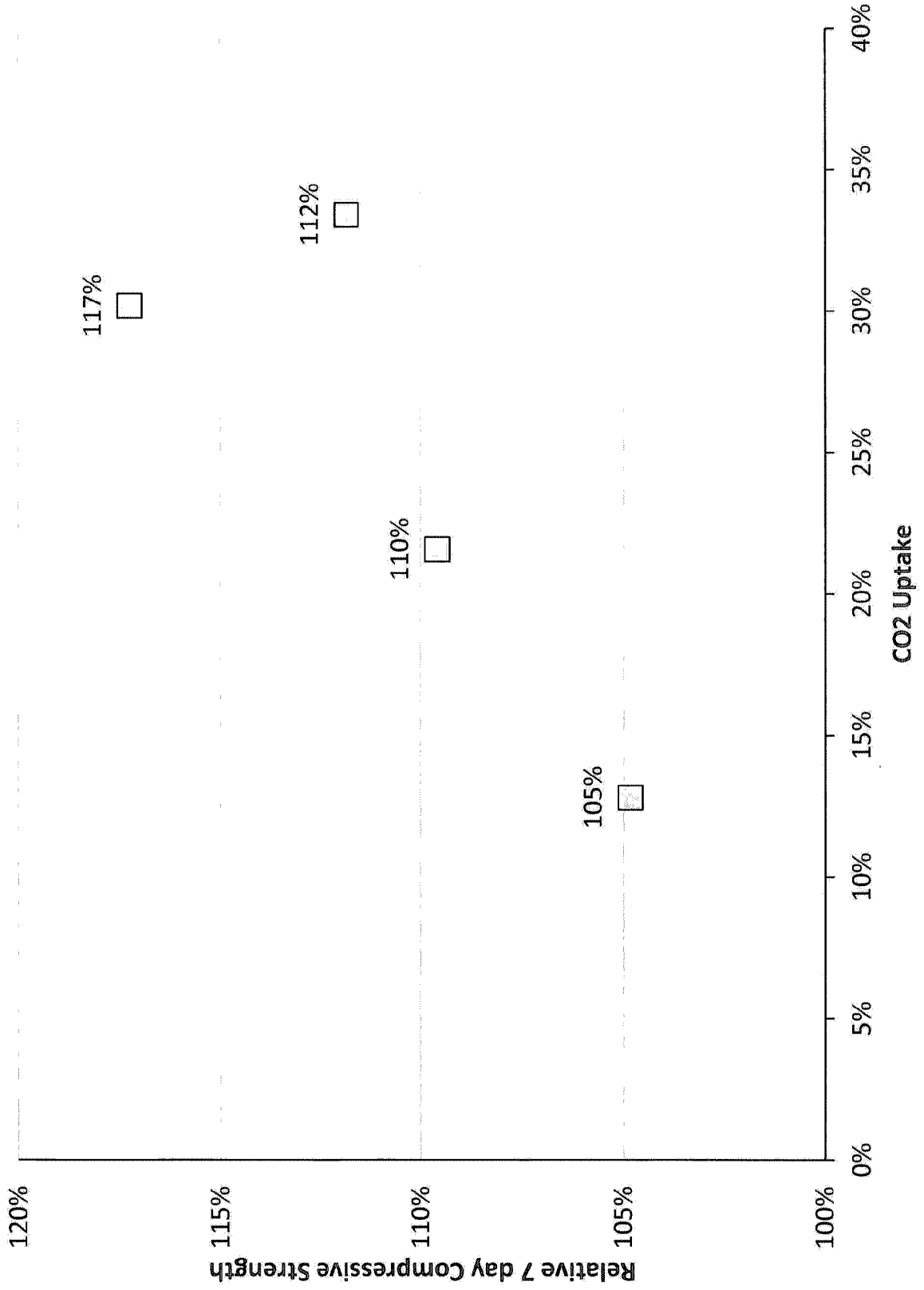


Figure 23




Figure 24




Figure 25




Figure 26




Figure 27

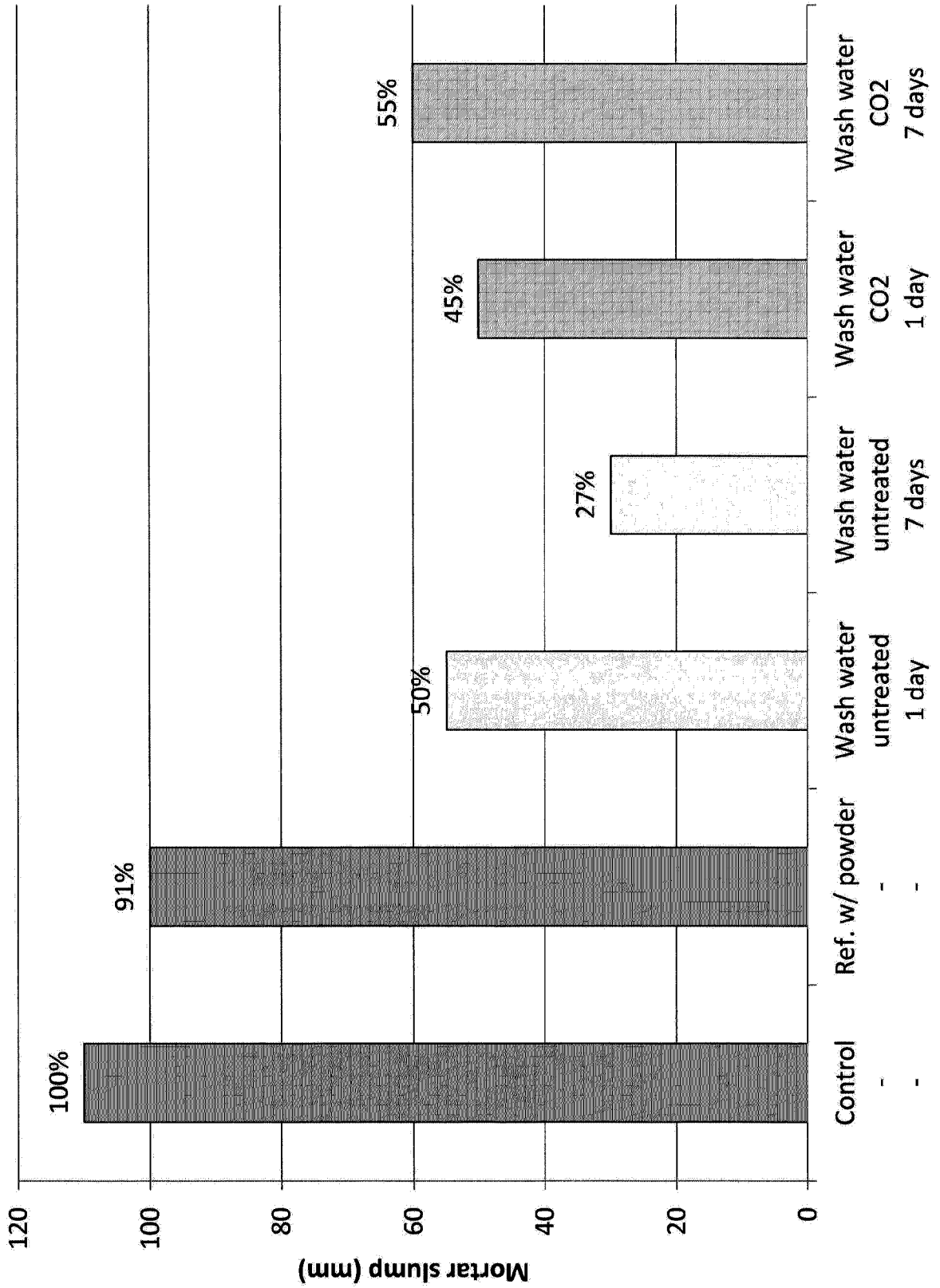


Figure 28

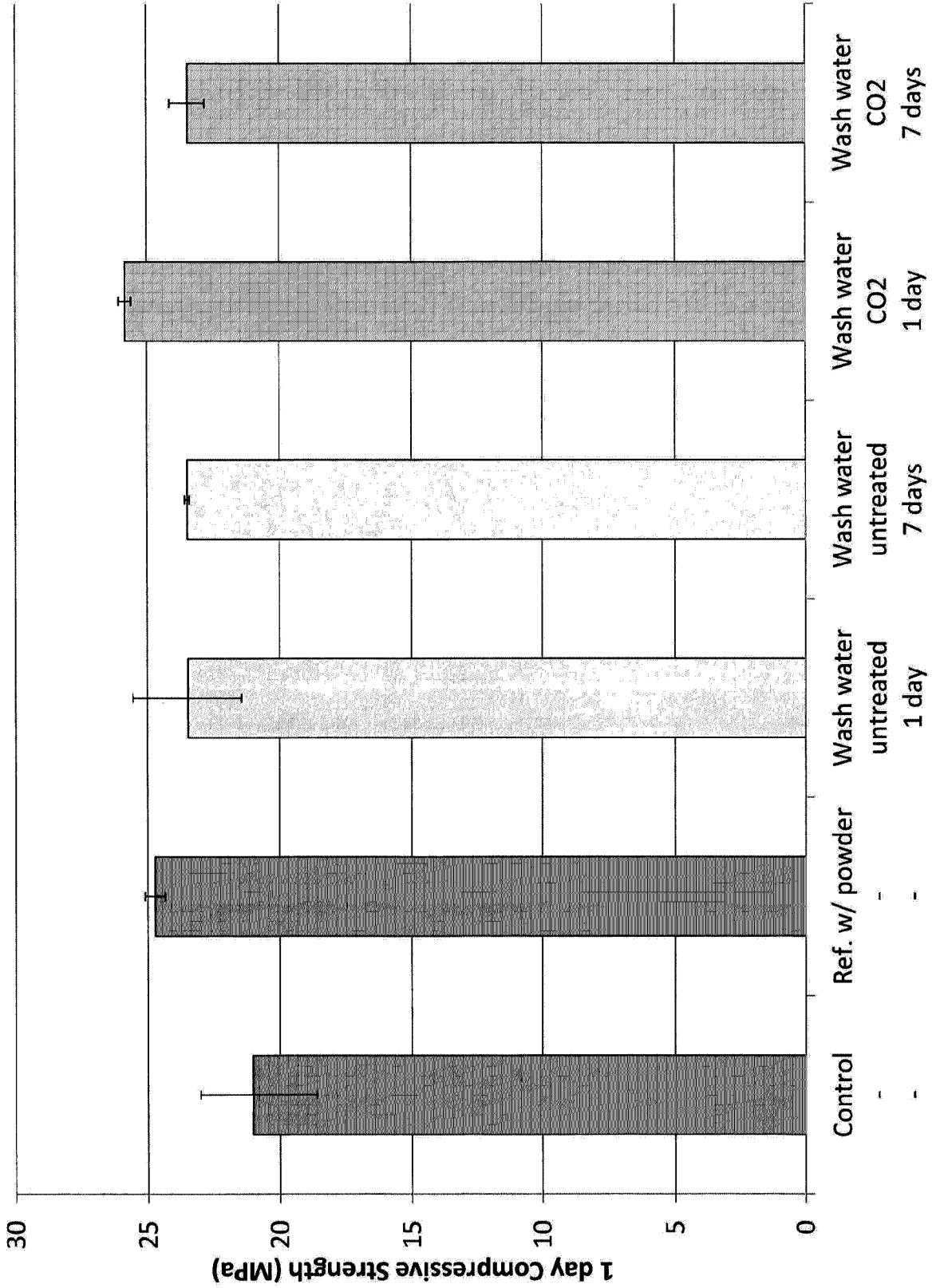


Figure 29

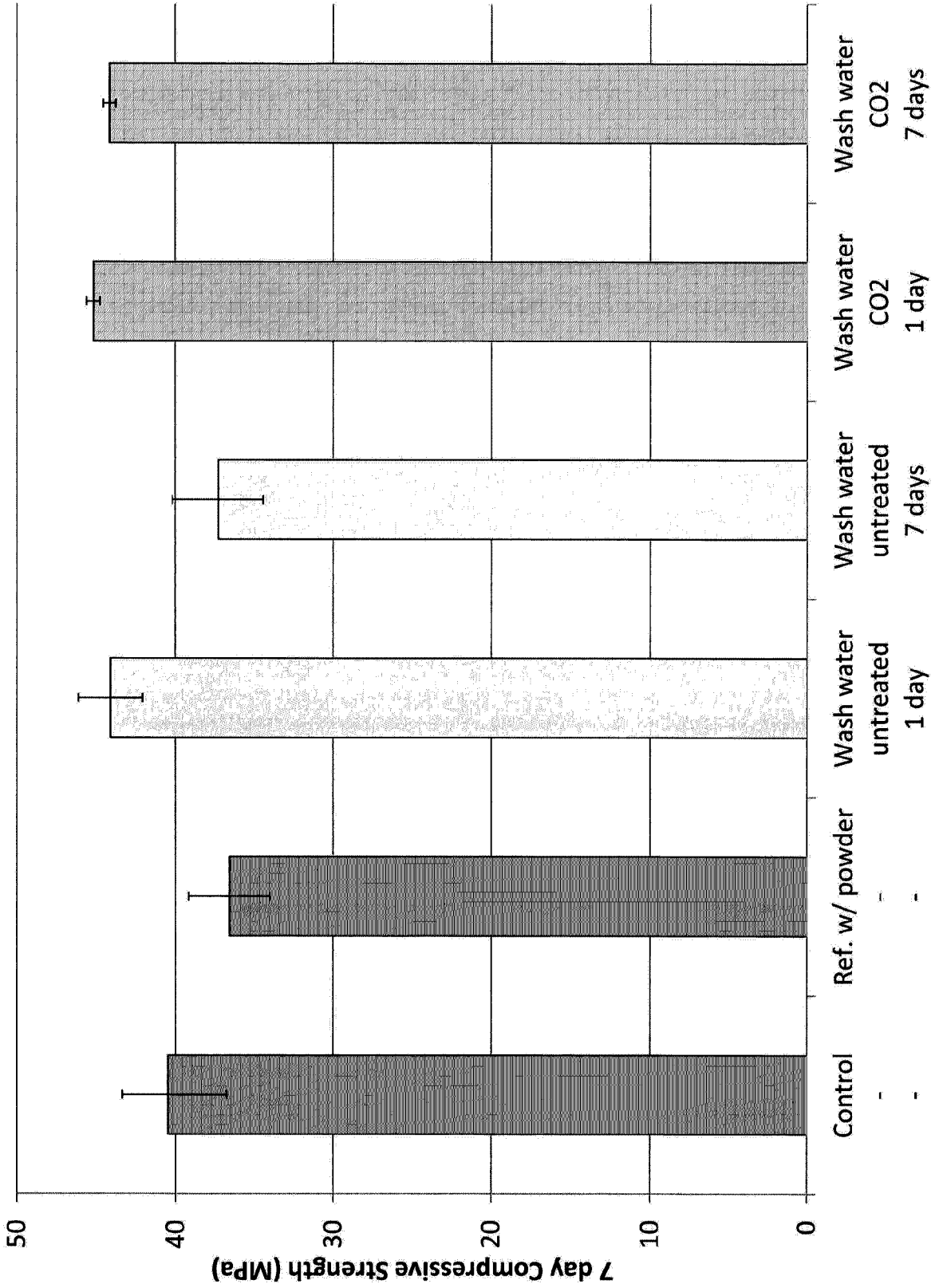


Figure 30

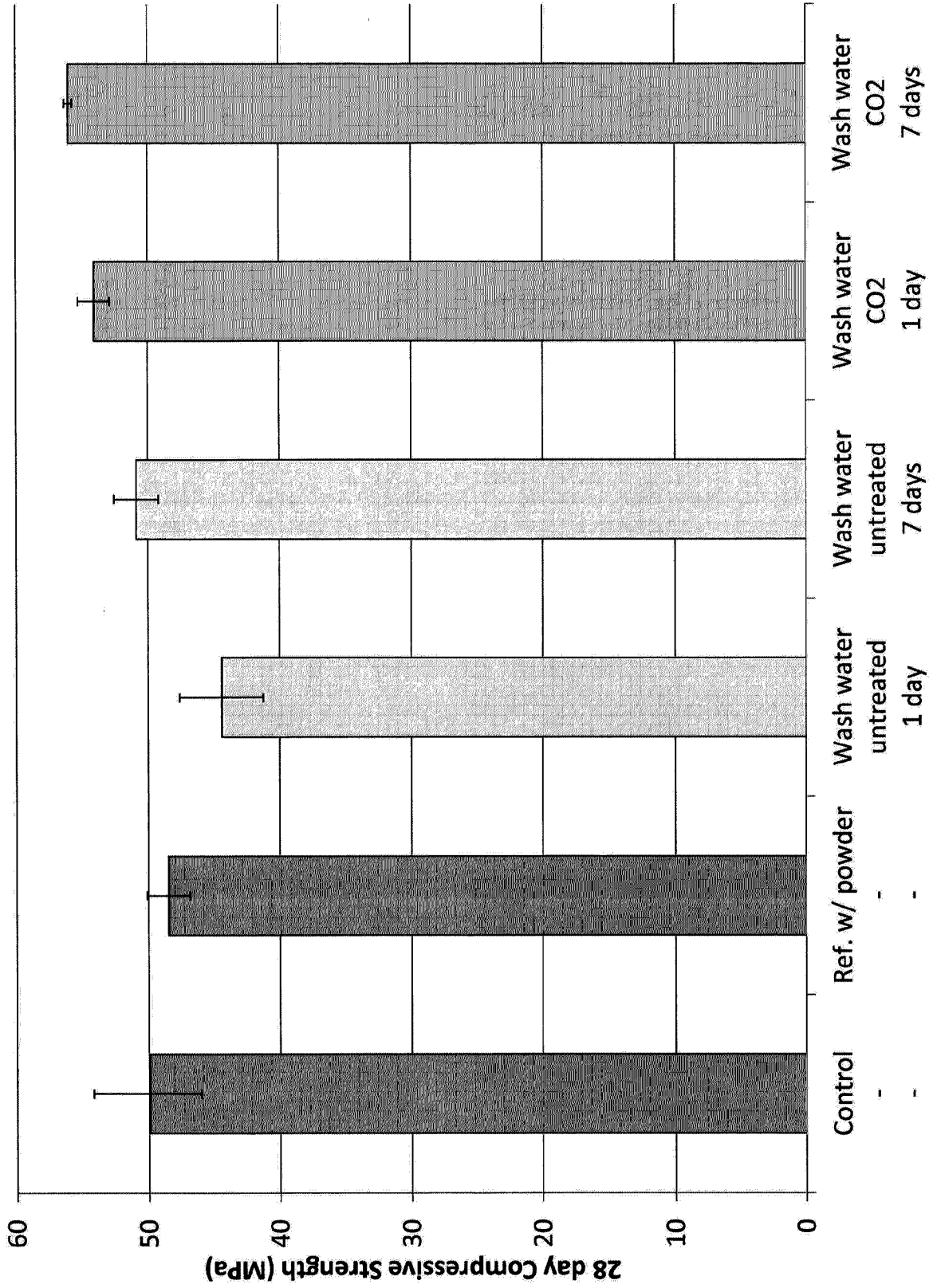


Figure 31

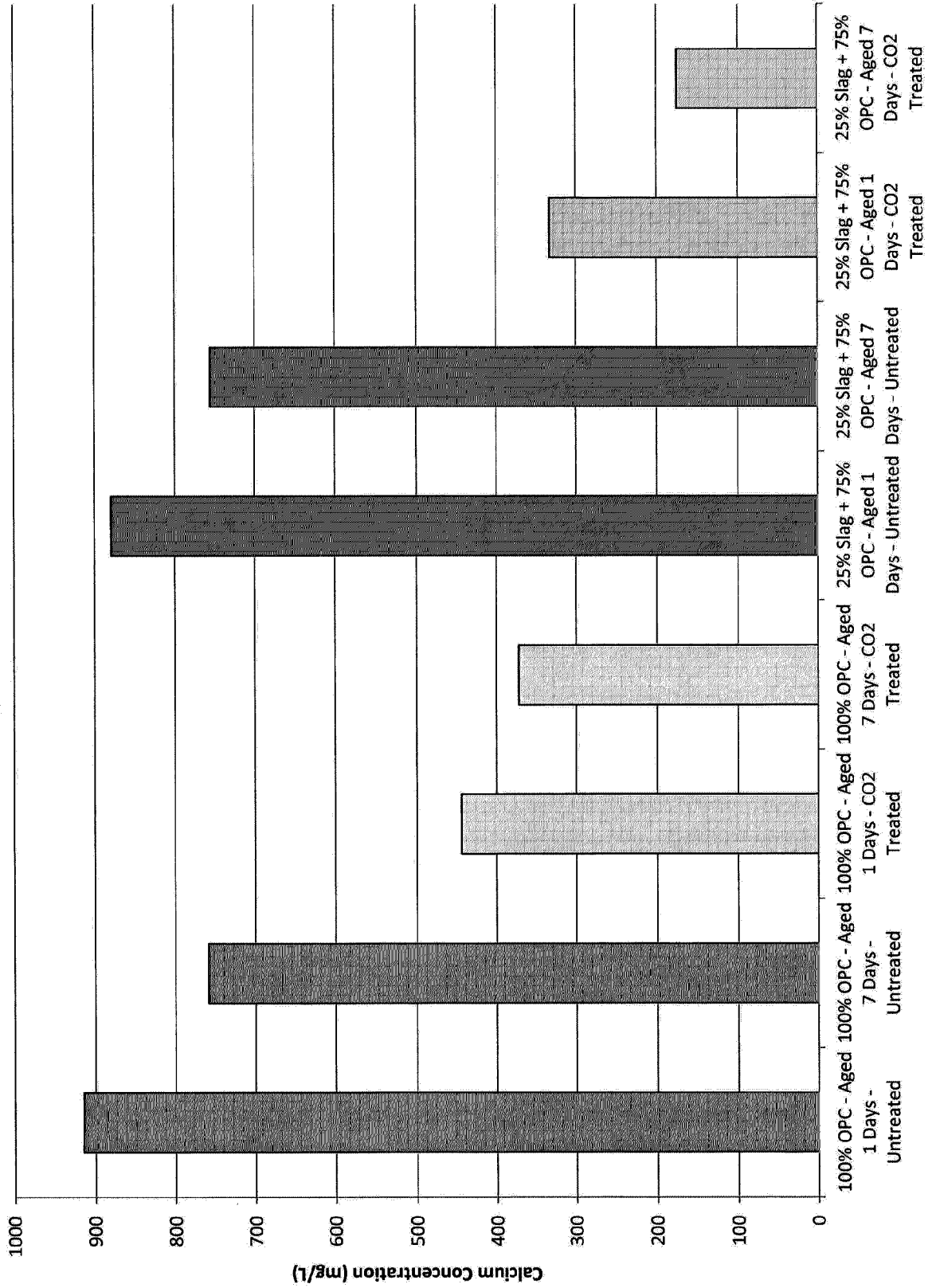


Figure 32

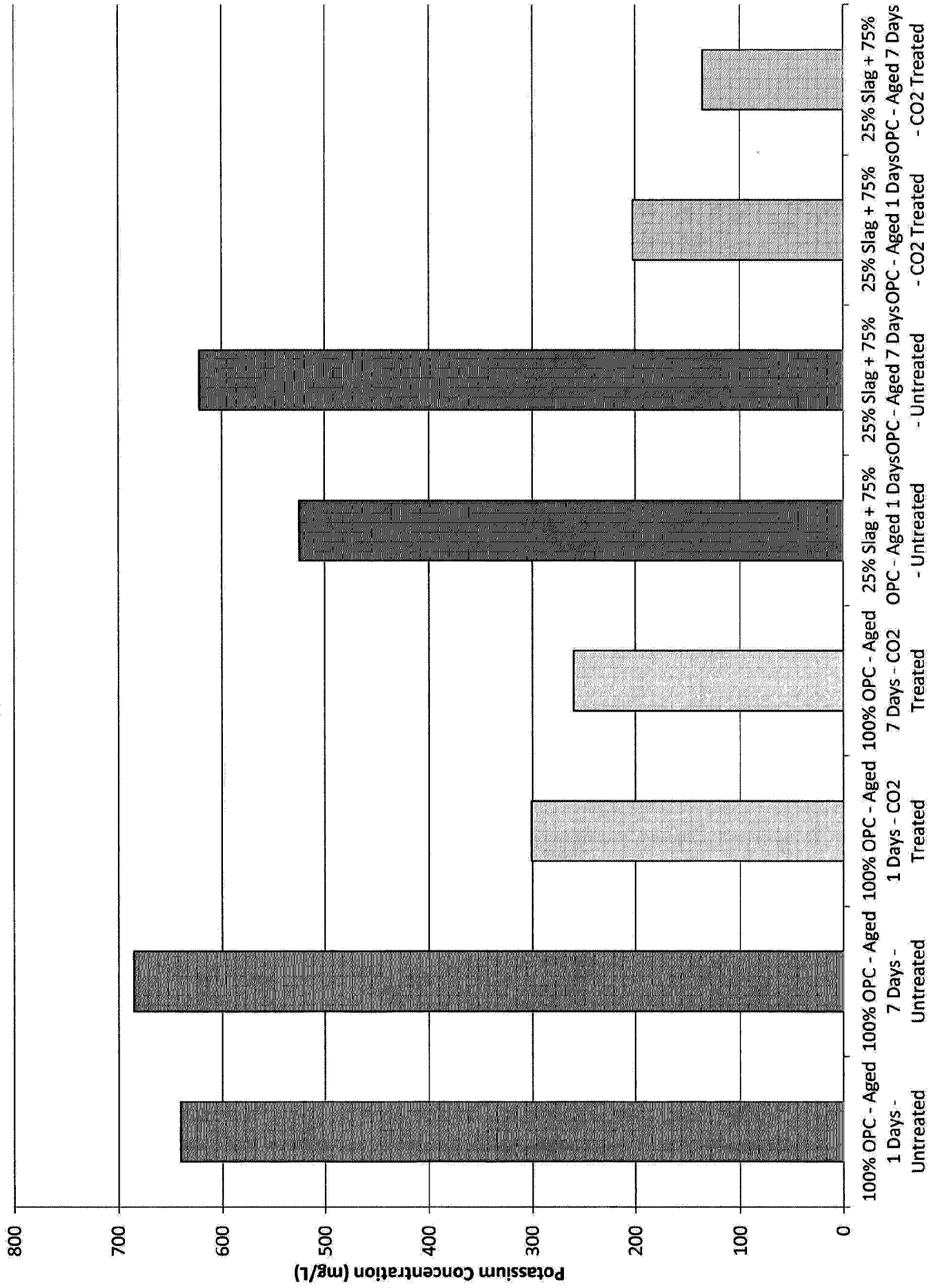


Figure 34

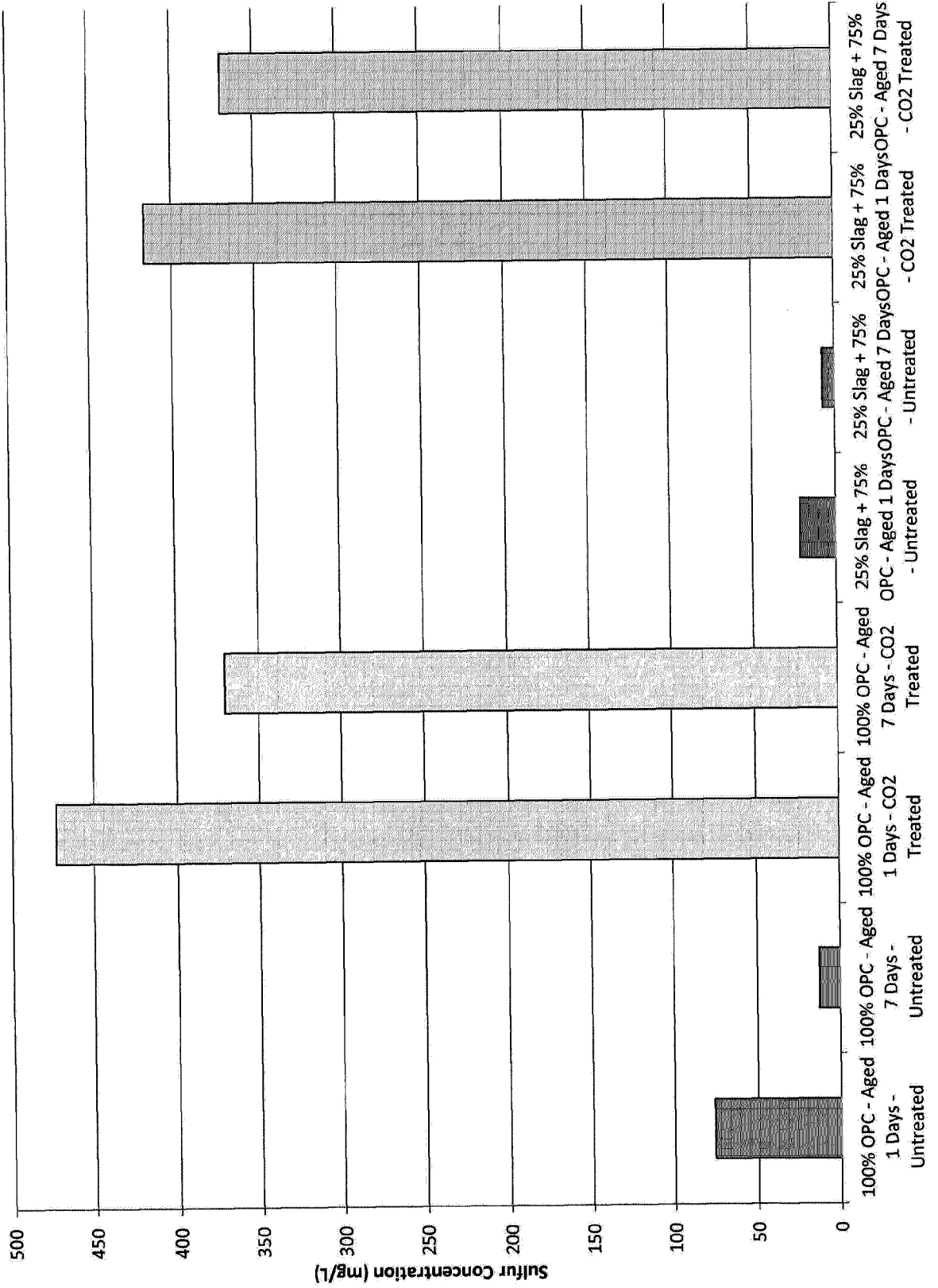


Figure 35




Figure 36

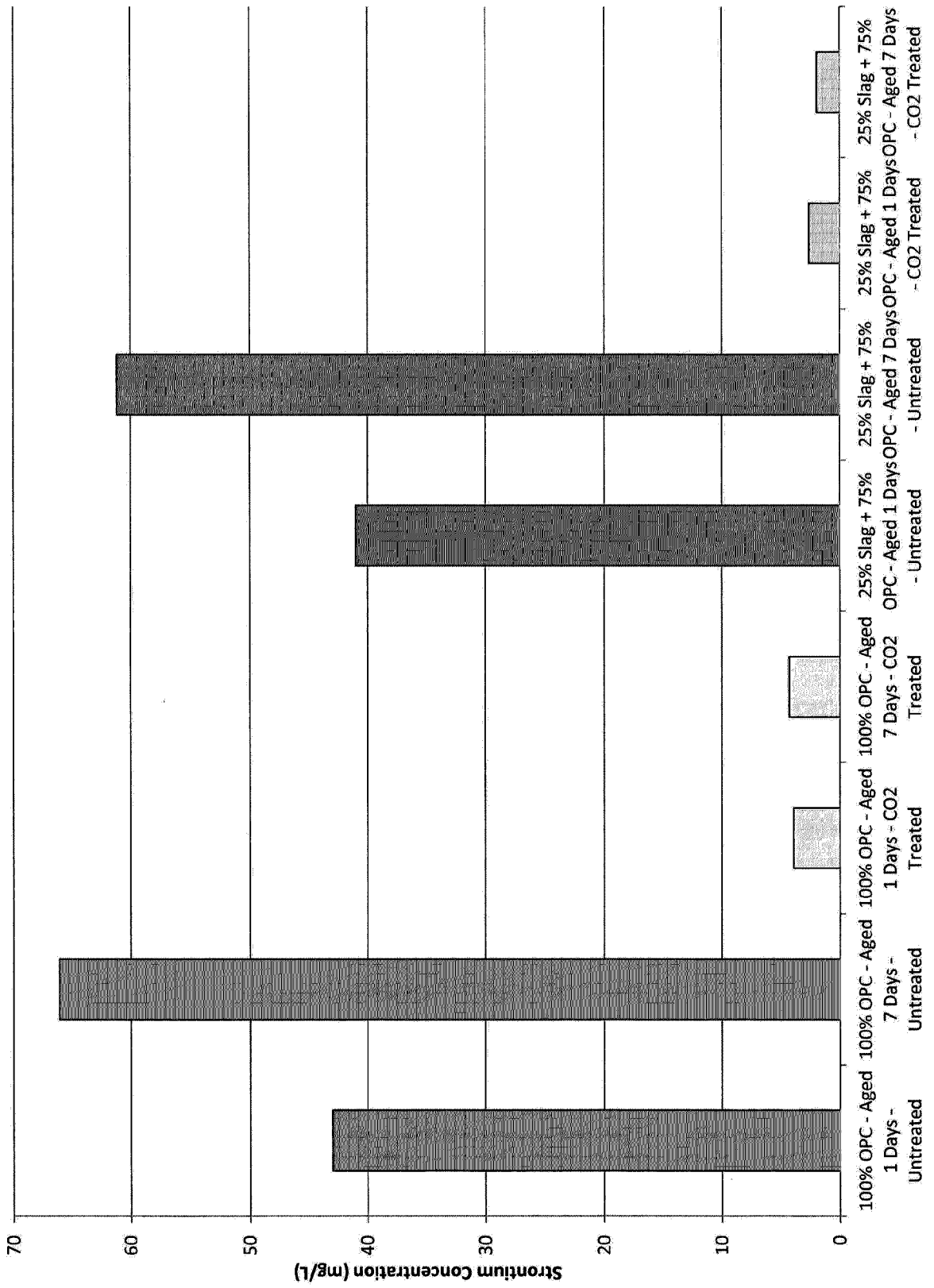


Figure 37

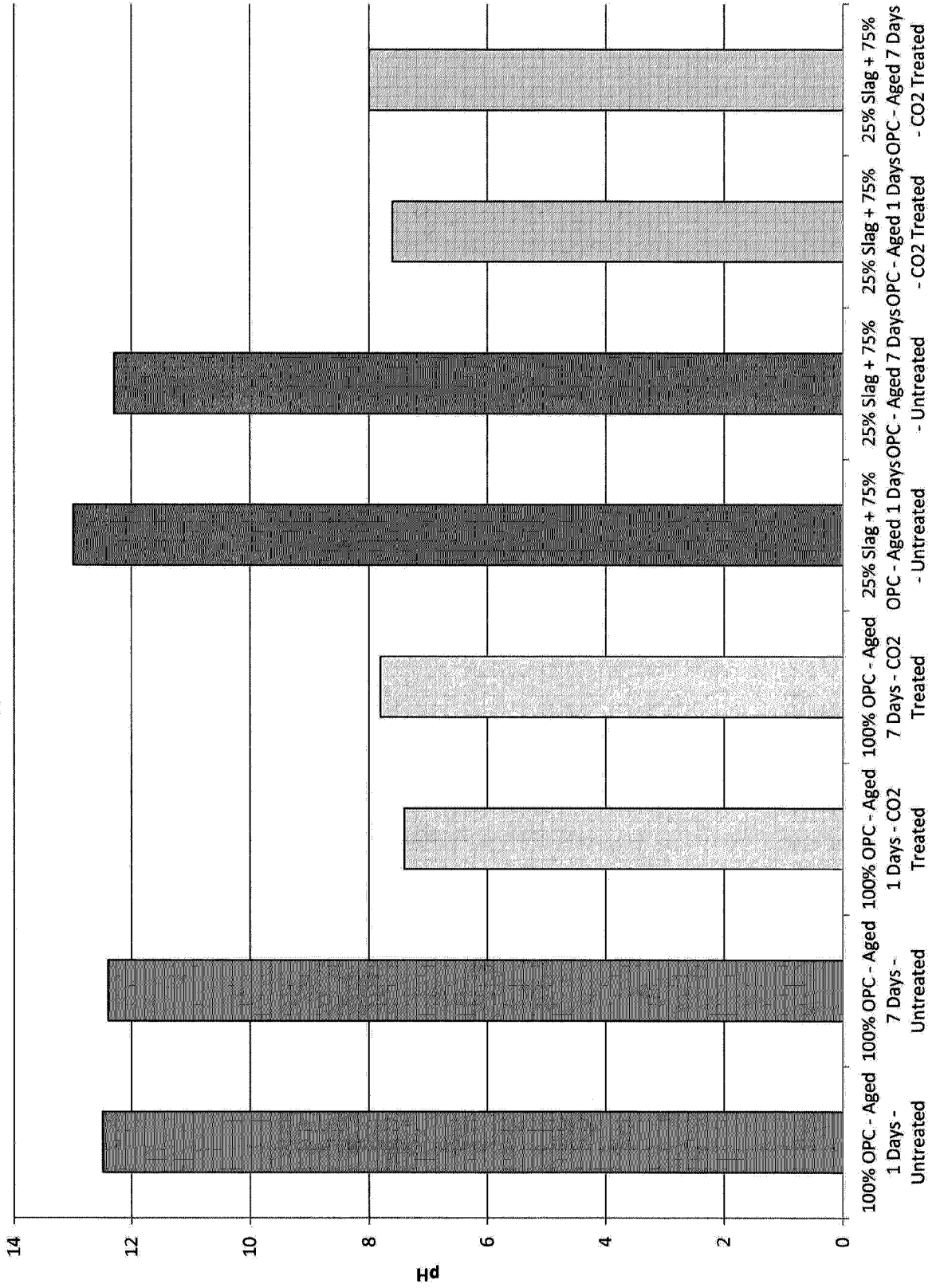


Figure 38

Sample	Analyte Concentration (mg/L)																	
	Ag	Al	As	Ba	Be	Bi	Ca	Cd	Ce	Co	Cr	Cu	Fe	Ga	Ge	In	K	La
100% OPC - Aged 1 Days - Untreated	<0.02	<0.05	<0.2	1.03	<0.01	<0.1	915	<0.01	<0.05	<0.05	0.39	0.01	<0.01	<0.2	<0.5	<0.5	640	<0.05
100% OPC - Aged 7 Days - Untreated	<0.02	<0.05	<0.2	5.33	<0.01	<0.1	759	<0.01	<0.05	<0.05	0.02	<0.01	<0.01	<0.2	<0.5	<0.5	685	<0.05
100% OPC - Aged 1 Days - CO2 Treated	<0.02	0.05	<0.2	0.04	<0.01	<0.1	444	<0.01	<0.05	<0.05	4.54	<0.01	<0.01	<0.2	<0.5	<0.5	301	<0.05
100% OPC - Aged 7 Days - CO2 Treated	<0.02	<0.05	<0.2	0.06	<0.01	<0.1	372	<0.01	<0.05	<0.05	4.90	<0.01	<0.01	<0.2	<0.5	<0.5	260	<0.05
25% Slag + 75% OPC - Aged 1 Days - Untreated	<0.02	<0.05	<0.2	3.17	<0.01	<0.1	880	<0.01	<0.05	<0.05	0.12	0.01	<0.01	<0.2	<0.5	<0.5	525	<0.05
25% Slag + 75% OPC - Aged 7 Days - Untreated	<0.02	0.22	<0.2	5.16	<0.01	<0.1	755	<0.01	<0.05	<0.05	0.03	0.02	<0.01	<0.2	<0.5	<0.5	621	<0.05
25% Slag + 75% OPC - Aged 1 Days - CO2 Treated	<0.02	<0.05	<0.2	0.07	<0.01	<0.1	333	<0.01	<0.05	<0.05	0.29	0.01	<0.01	<0.2	<0.5	<0.5	202	<0.05
25% Slag + 75% OPC - Aged 7 Days - CO2 Treated	<0.02	<0.05	<0.2	0.07	<0.01	<0.1	175	<0.01	<0.05	<0.05	0.02	0.03	<0.01	<0.2	<0.5	<0.5	135	<0.05

Figure 39

Sample	Analyte Concentration (mg/L)																			pH				
	Li	Mg	Min	Mo	Na	Nb	Ni	P	Pb	S	Sb	Se	Si	Sn	Sr	Ta	Te	Ti	Tl		V	Zn	Zr	
100% OPC - Aged 1 Days - Untreated	2.7	0.01	<0.01	0.1	106	<0.2	<0.01	<0.1	<0.1	76	<0.1	<0.5	0.2	<0.5	43.0	<0.5	<0.5	0.09	<0.5	<0.01	0.02	<0.01	<0.01	12.5
100% OPC - Aged 7 Days - Untreated	4.0	<0.01	<0.01	<0.1	126	<0.2	<0.01	<0.1	<0.1	13	<0.1	<0.5	0.3	<0.5	66.1	<0.5	<0.5	0.08	<0.5	0.01	<0.01	<0.01	<0.01	12.4
100% OPC - Aged 1 Days - CO2 Treated	1.0	64.1	<0.01	0.8	63	<0.2	<0.01	<0.1	<0.1	473	<0.1	<0.5	64.9	<0.5	3.90	<0.5	<0.5	0.05	<0.5	0.11	<0.01	<0.01	<0.01	7.4
100% OPC - Aged 7 Days - CO2 Treated	1.5	136	<0.01	0.5	64	<0.2	<0.01	<0.1	<0.1	371	<0.1	0.6	49.6	<0.5	4.27	<0.5	<0.5	0.04	<0.5	0.13	<0.01	<0.01	<0.01	7.8
25% Slag + 75% OPC - Aged 1 Days - Untreated	2.3	0.01	<0.01	<0.1	91	<0.2	<0.01	<0.1	<0.1	21	<0.1	<0.5	0.2	<0.5	41.0	<0.5	<0.5	0.08	<0.5	<0.01	<0.01	<0.01	<0.01	13
25% Slag + 75% OPC - Aged 7 Days - Untreated	4.0	<0.01	<0.01	<0.1	123	<0.2	<0.01	<0.1	<0.1	7	<0.1	<0.5	0.3	<0.5	61.2	<0.5	<0.5	0.07	<0.5	<0.01	<0.01	<0.01	<0.01	12.3
25% Slag + 75% OPC - Aged 1 Days - CO2 Treated	1.2	70.8	<0.01	0.7	66	<0.2	<0.01	<0.1	<0.1	416	<0.1	<0.5	49.9	<0.5	2.58	<0.5	<0.5	0.04	<0.5	0.11	0.01	<0.01	<0.01	7.6
25% Slag + 75% OPC - Aged 7 Days - CO2 Treated	1.6	213	<0.01	0.6	64	<0.2	<0.01	<0.1	<0.1	370	<0.1	0.6	45.2	<0.5	1.90	<0.5	<0.5	0.02	<0.5	0.11	0.01	<0.01	<0.01	8


100% OPC @ 250 mag Figure 40

Untreated

CO2 Treated

1 Day


7 Day



100% OPC @ 1k mag Figure 41 CO2 Treated
Untreated

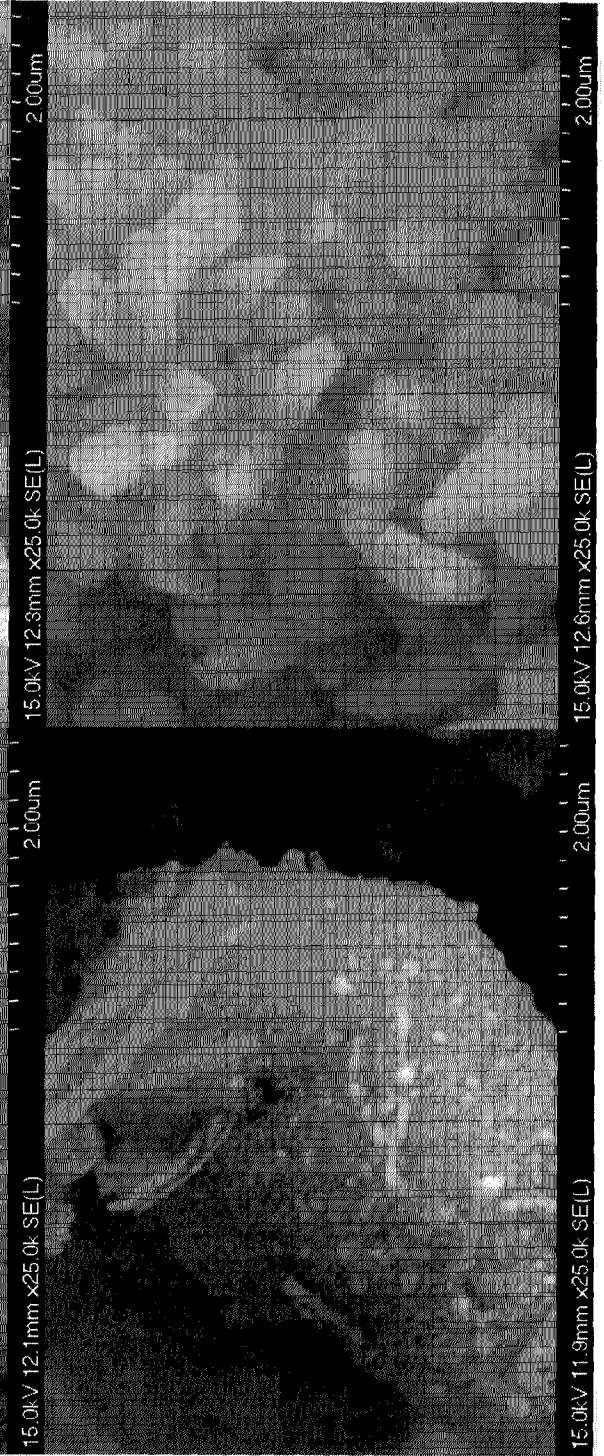

1 Day

7 Day



100% OPC @ 25k mag Figure 42 CO2 Treated
Untreated

1 Day



7 Day




Figure 43
75% OPC + 25% Slag @ 250 mag
Untreated CO2 Treated

1 Day

7 Day





Figure 44
75% OPC + 25% Slag @ 3.5 k mag
Untreated
CO2 Treated

1 Day

7 Day



75% OPC + 25% Slag @ 25 k mag
Untreated
CO2 Treated

1 Day

7 Day

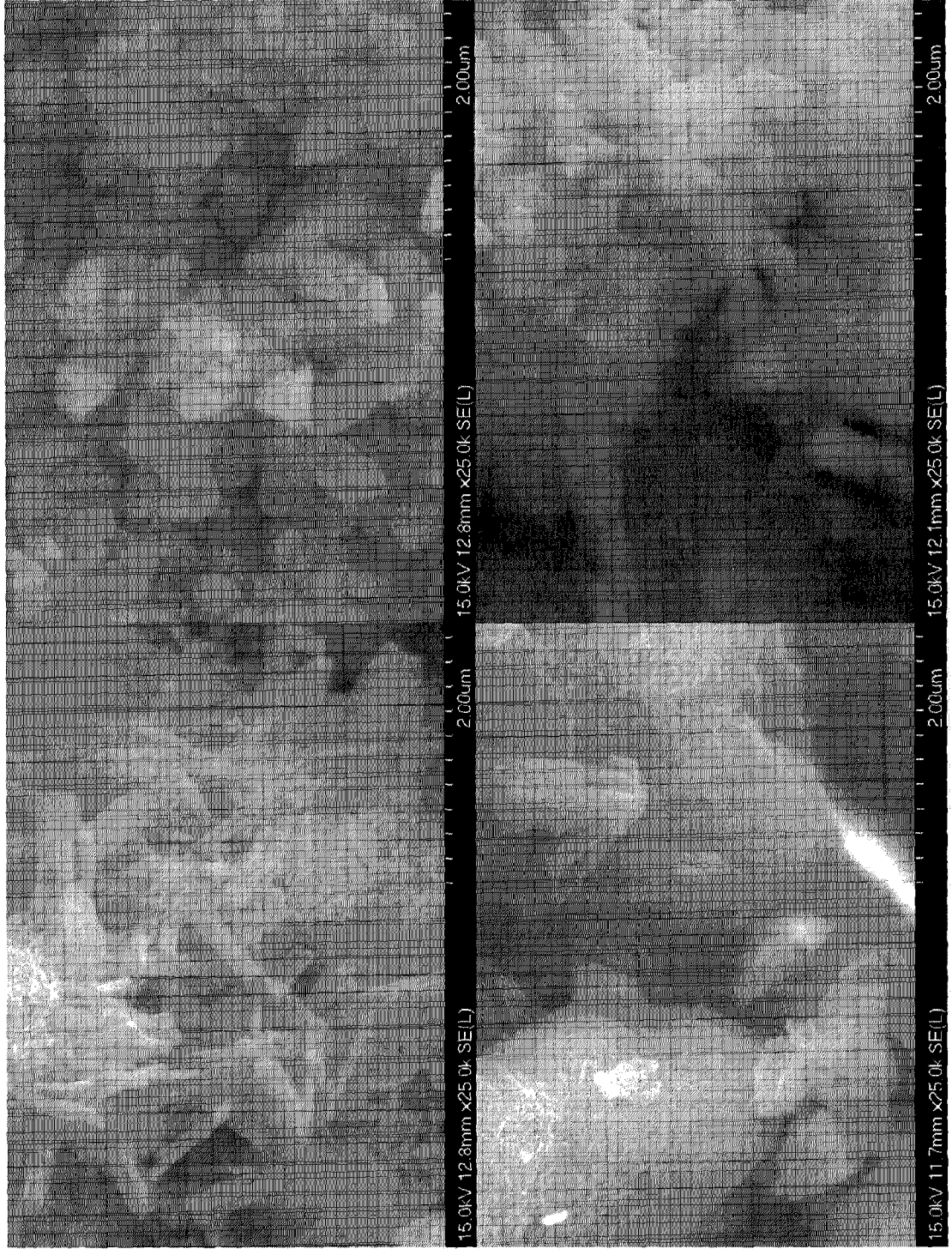


Figure 46

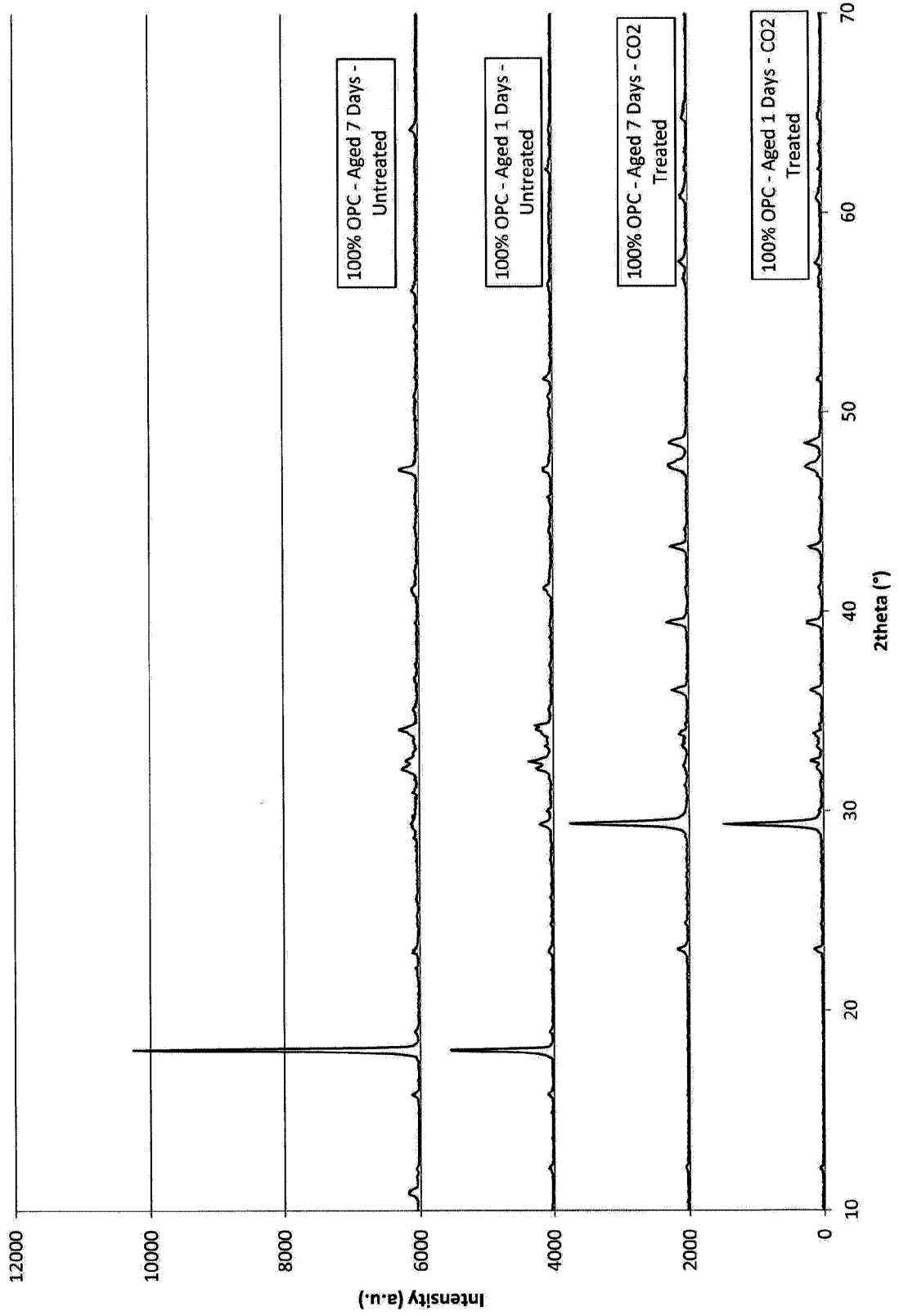


Figure 47

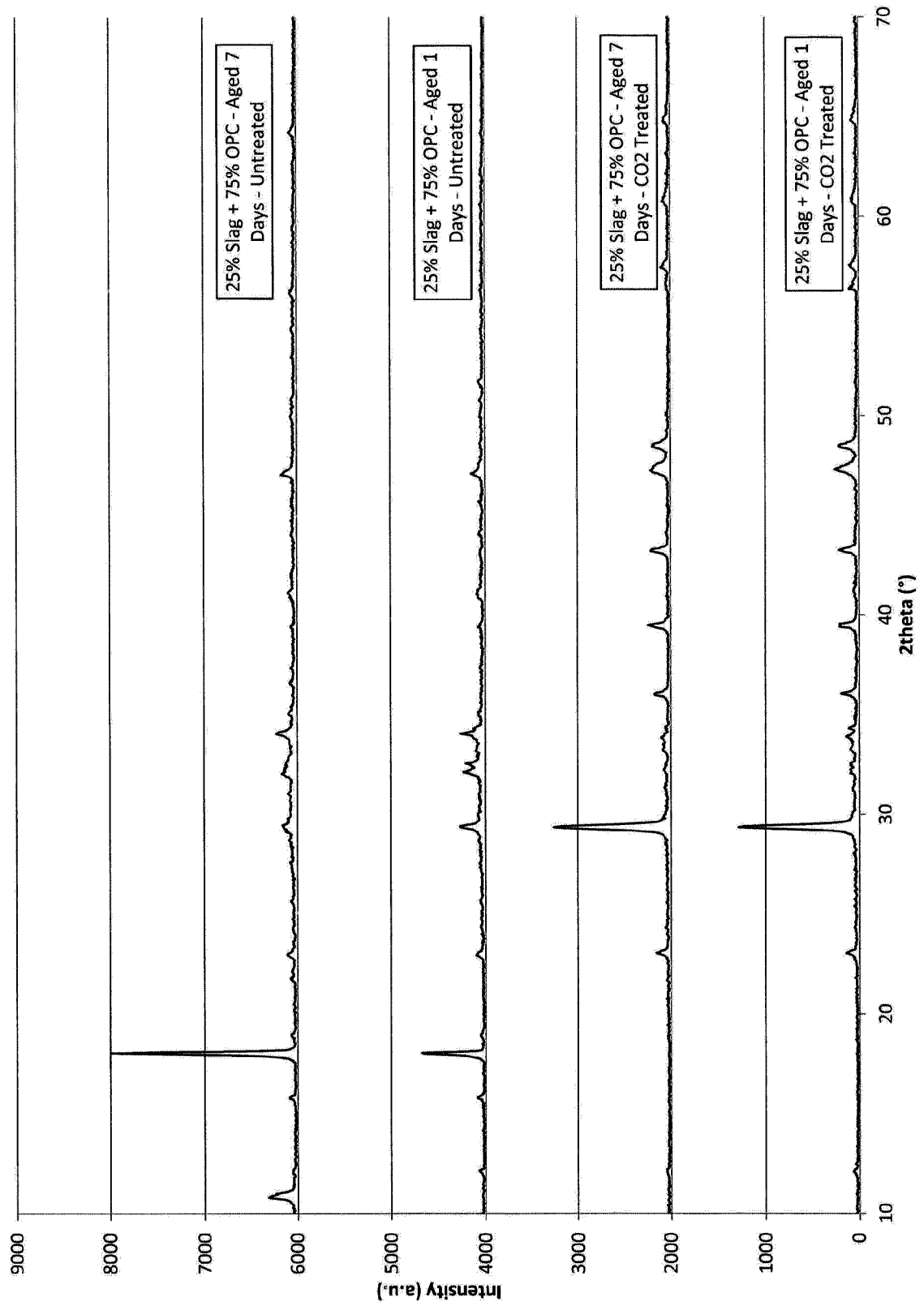


Figure 48 100% OPC Series

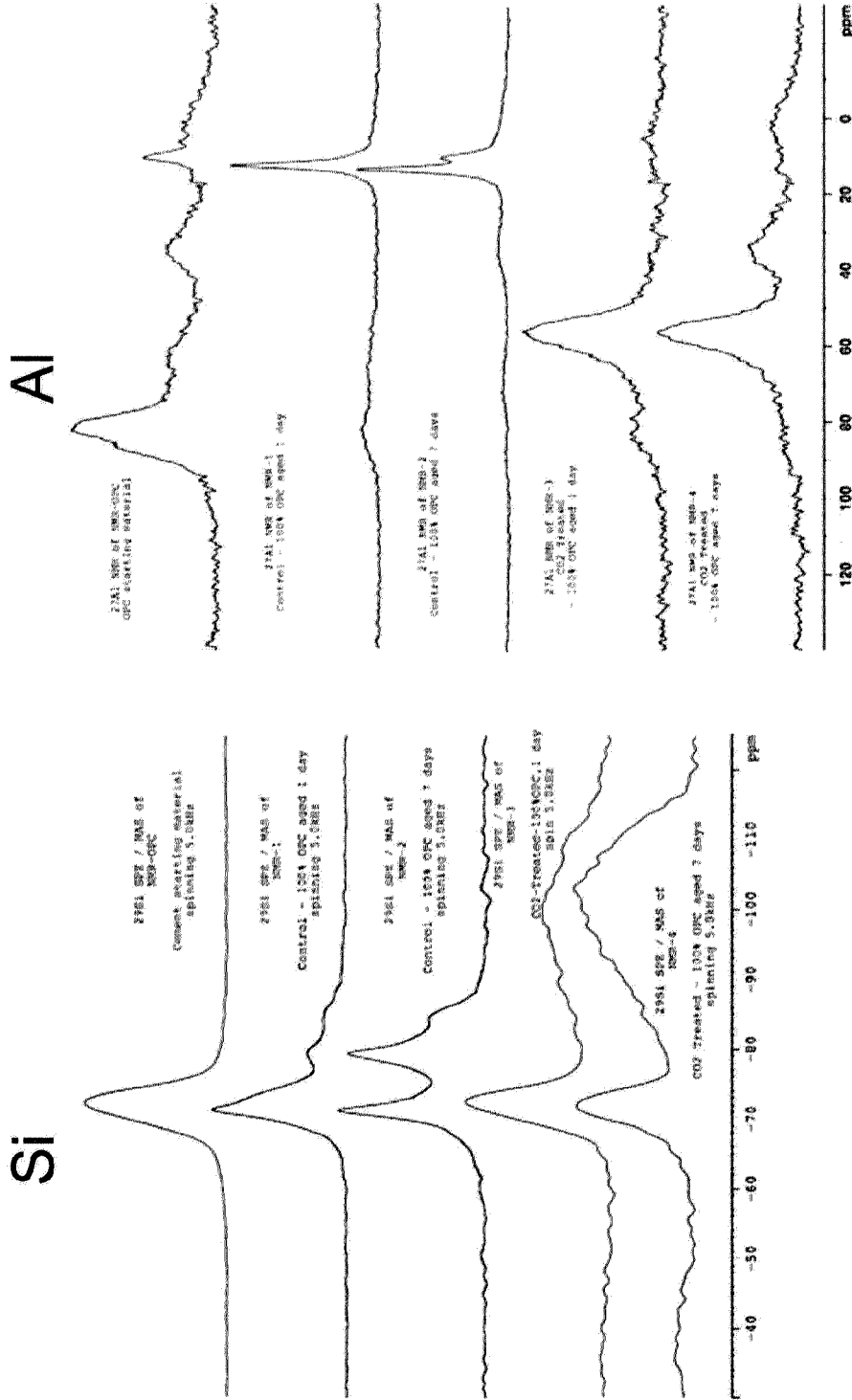


Fig. 5. ²⁹Si NMR spectra of 100% OPC based samples undergone various treatments (SI_NMR-nc-Slag.pdf)

Fig. 10. ²⁷Al NMR spectra of 100% OPC based samples undergone various treatments (AL100.OPC.pdf)

Figure 49

75% OPC + 25% Slag Series

Si
Al

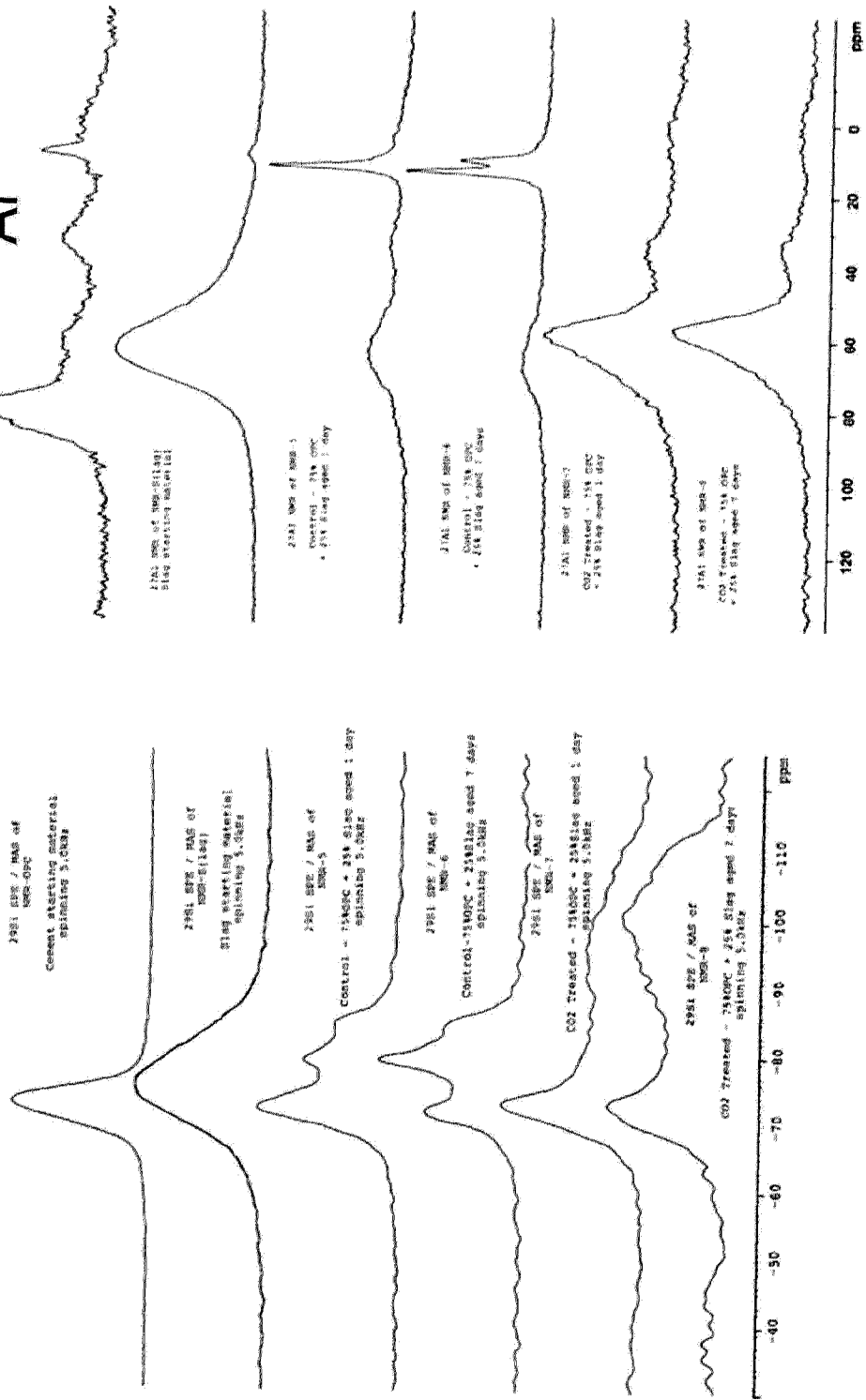


Fig. 6. ²⁹Si NMR spectra of 75% OPC + 25% Slag based samples undergone various treatments (Si_Slag_samples.pdf)

Fig. 9. ²⁷Al NMR spectra of 75% OPC + 25% Slag based samples undergone various treatments. (Al_Slag.pdf)

Figure 50

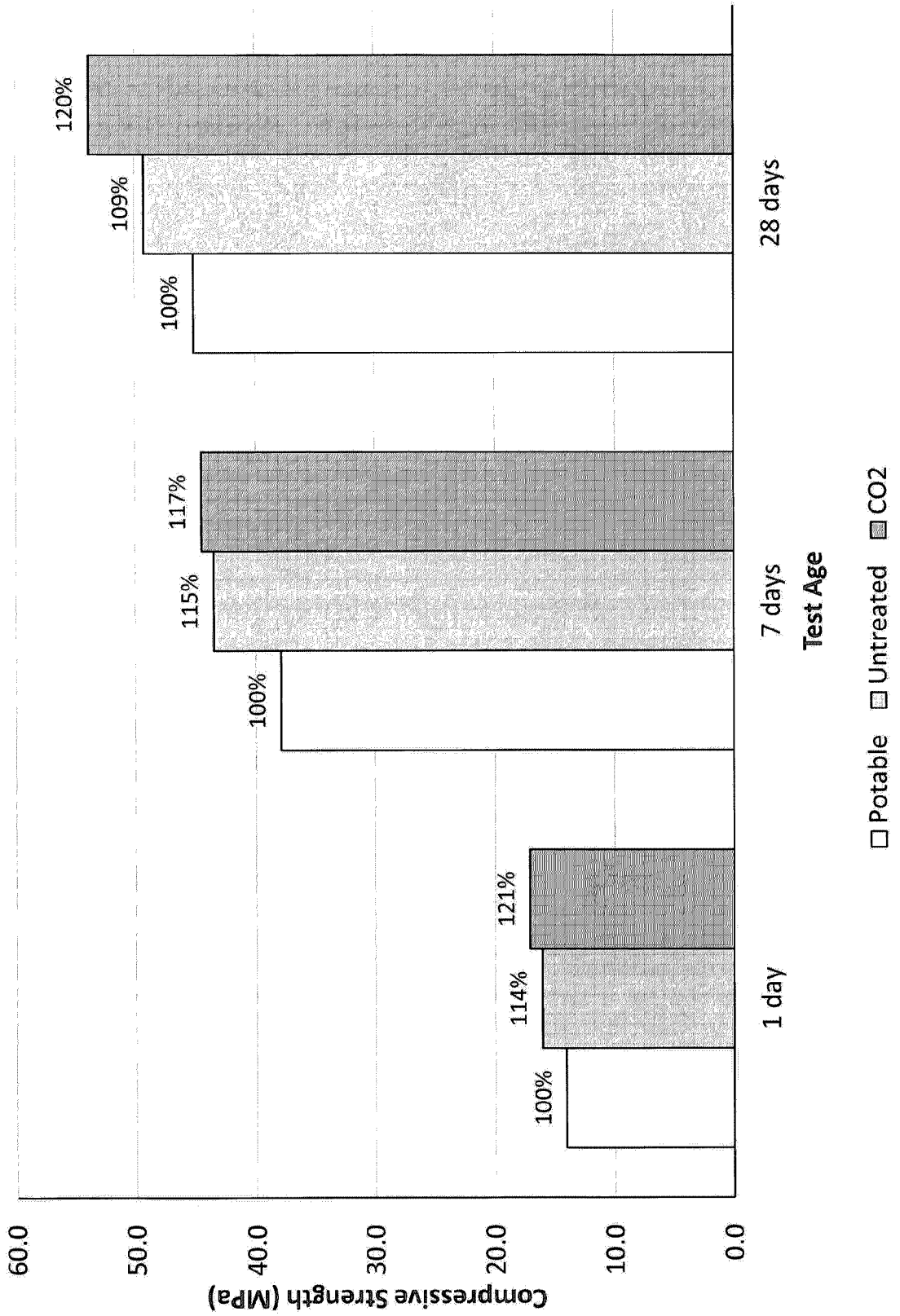


Figure 51

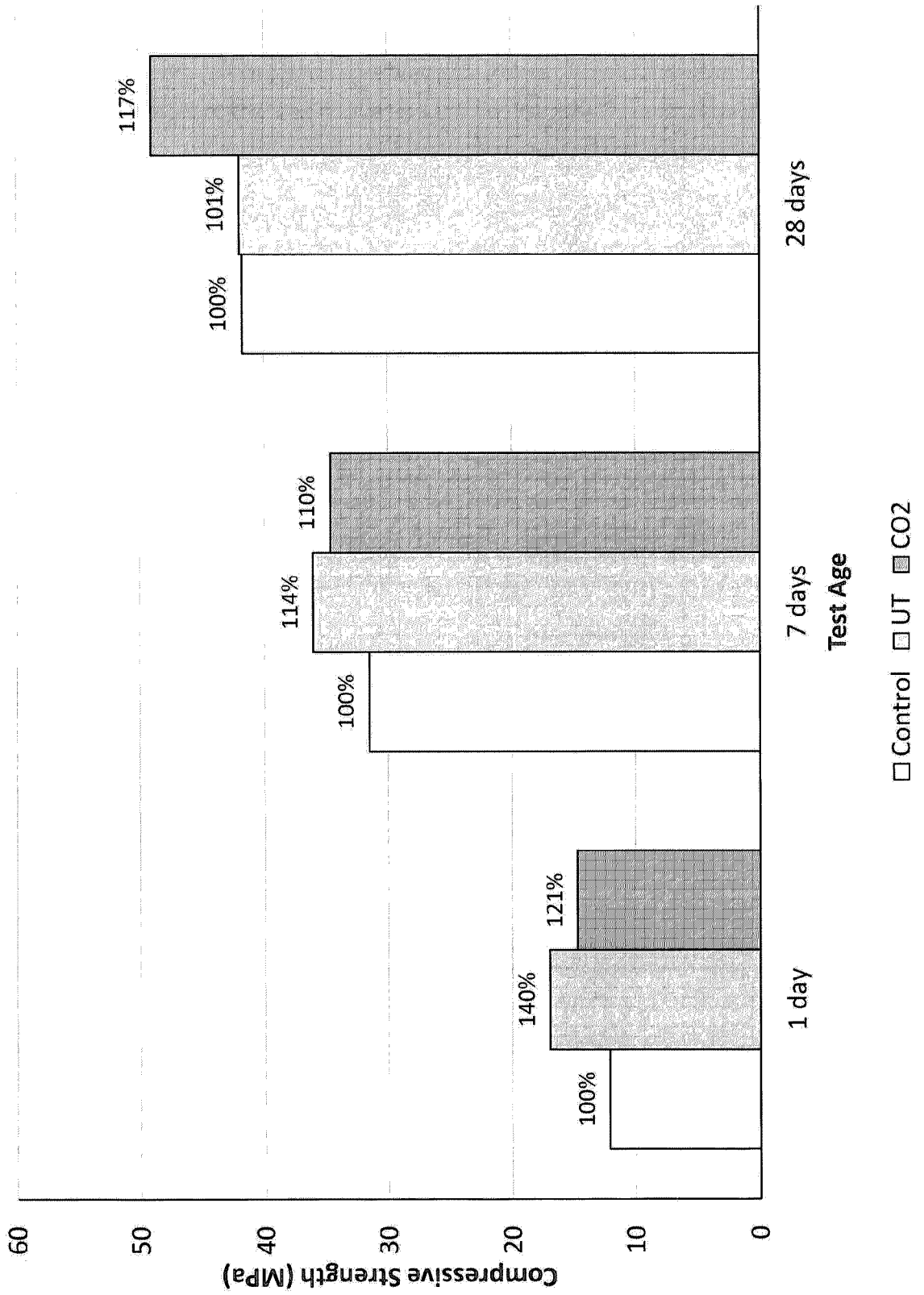


Figure 52

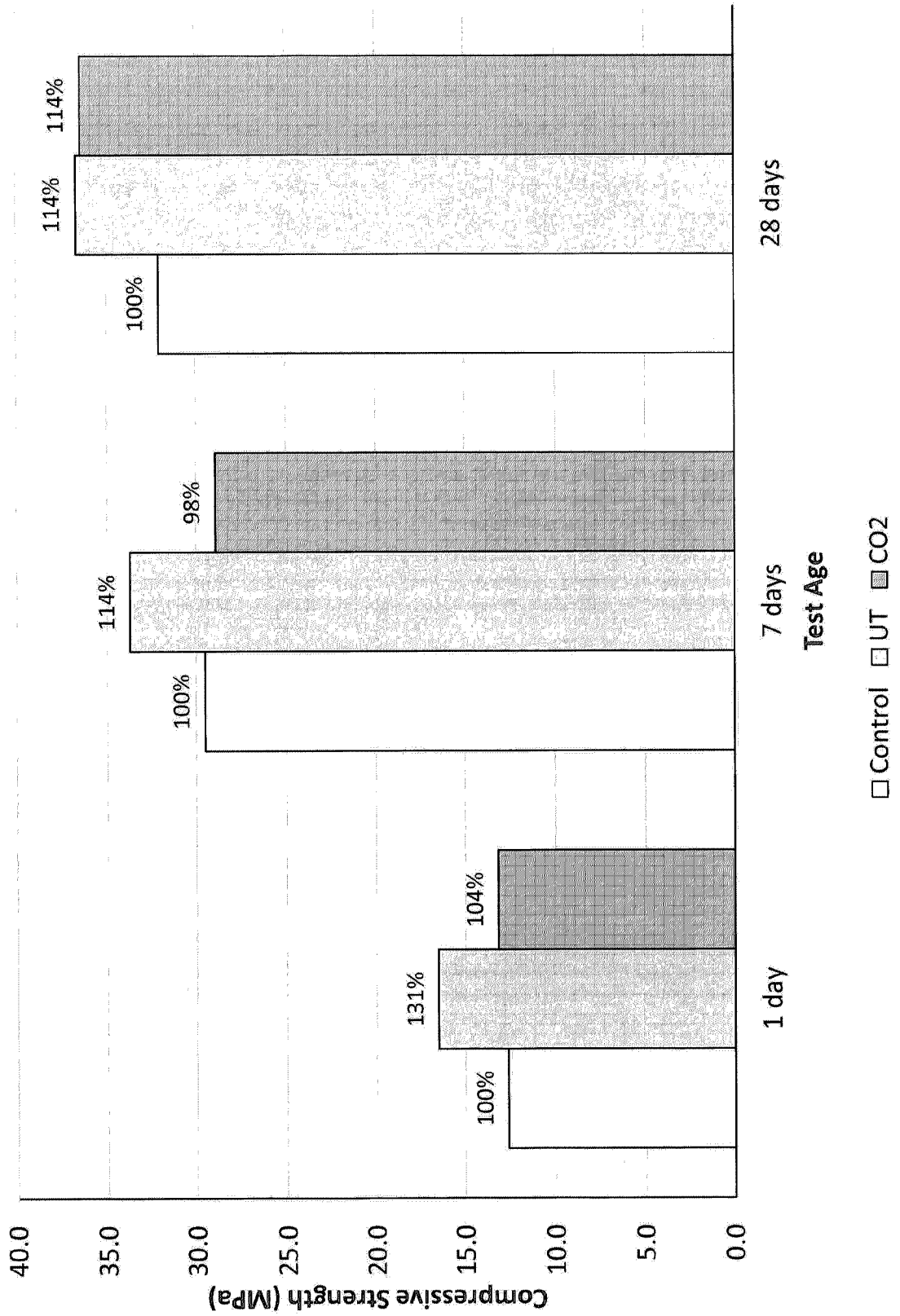


Figure 53

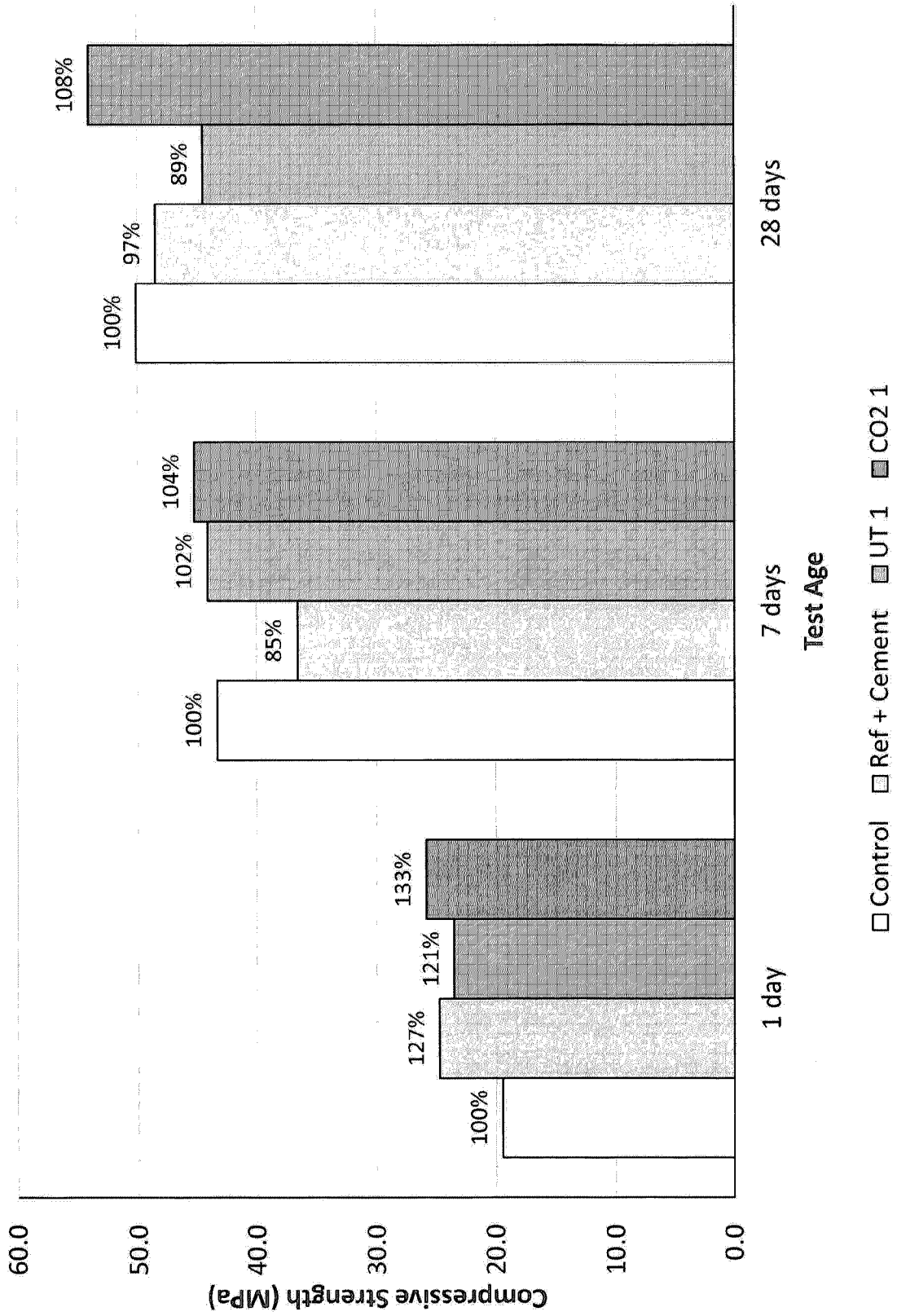


Figure 54

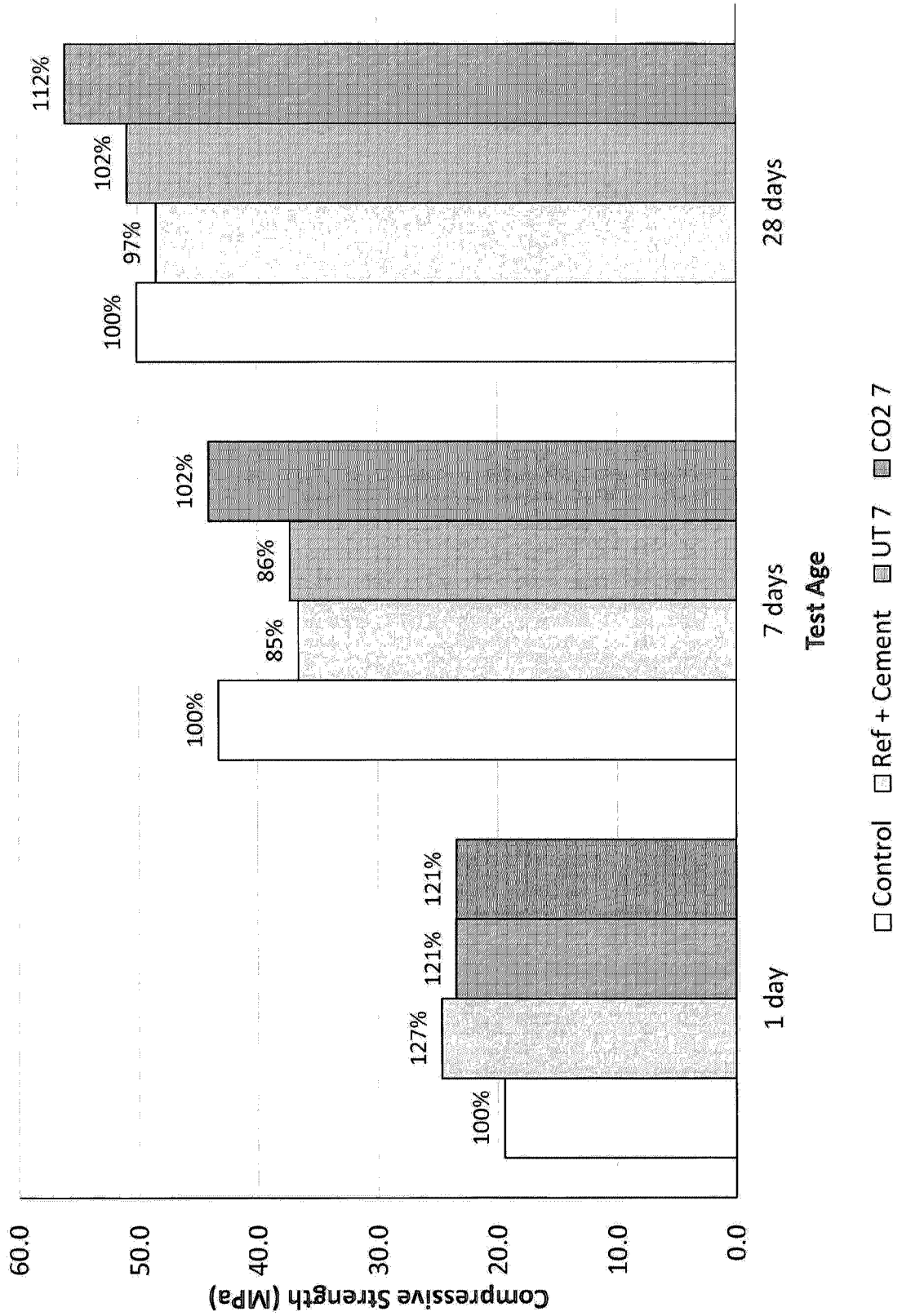


Figure 55

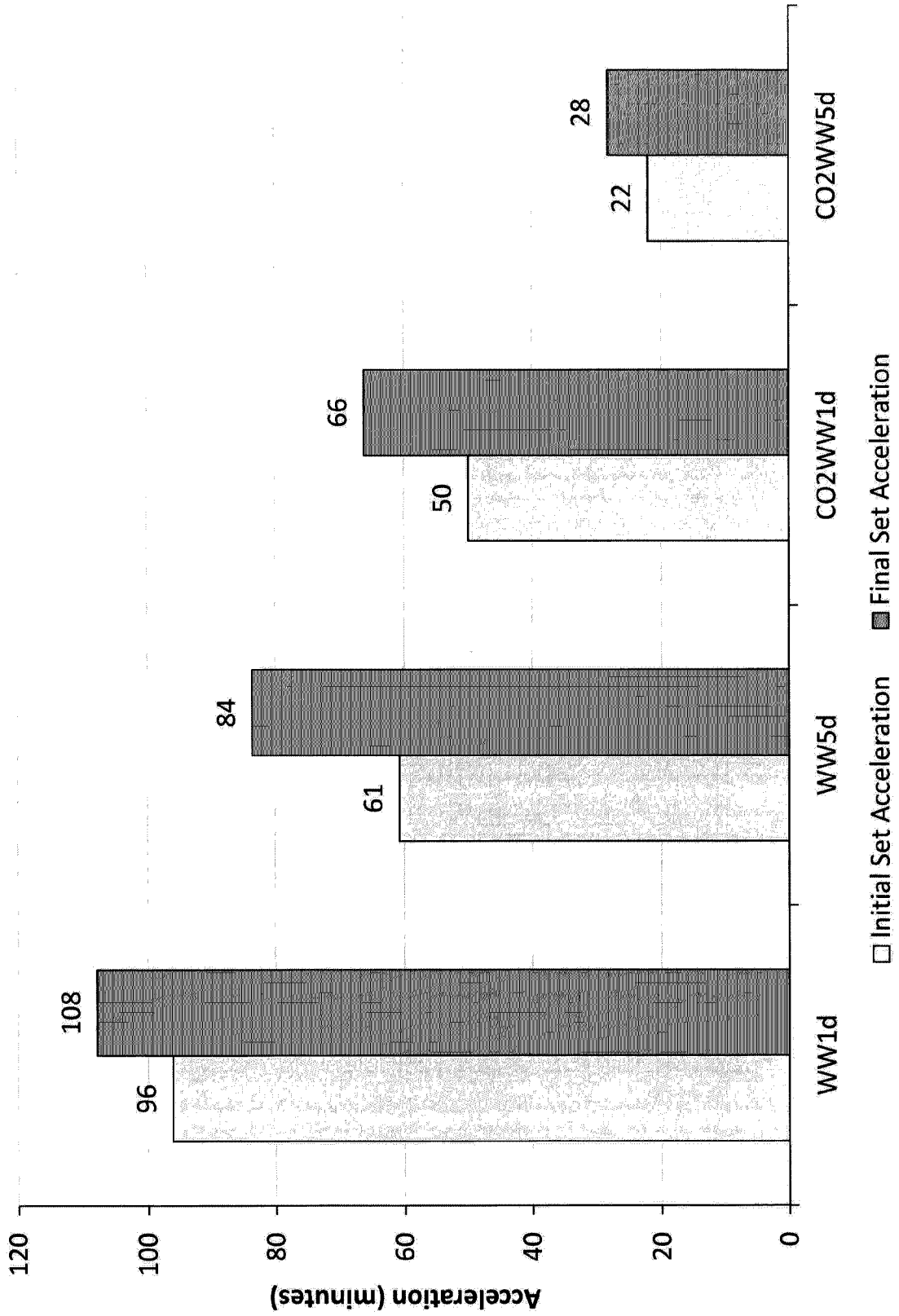


Figure 56

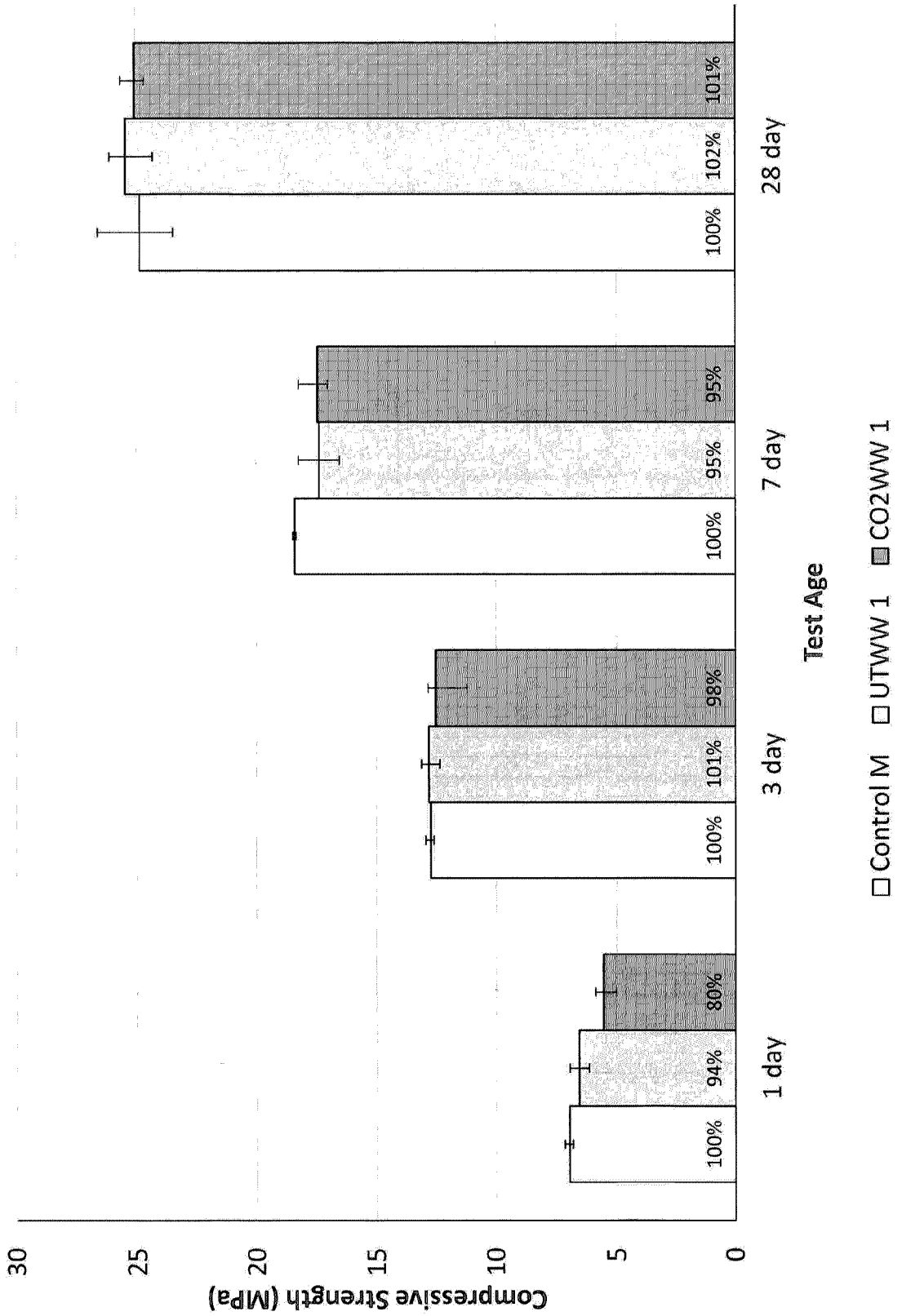


Figure 57

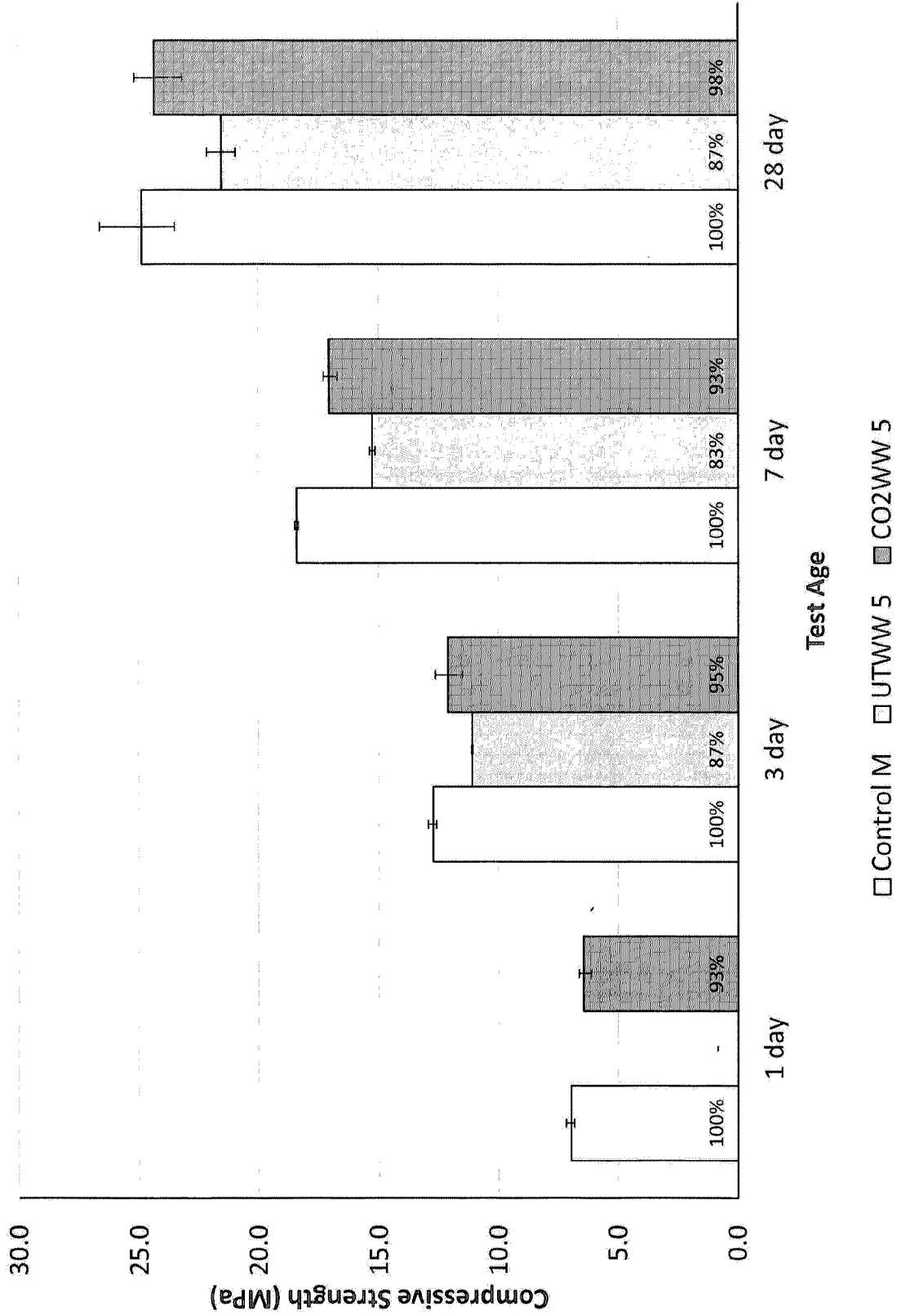
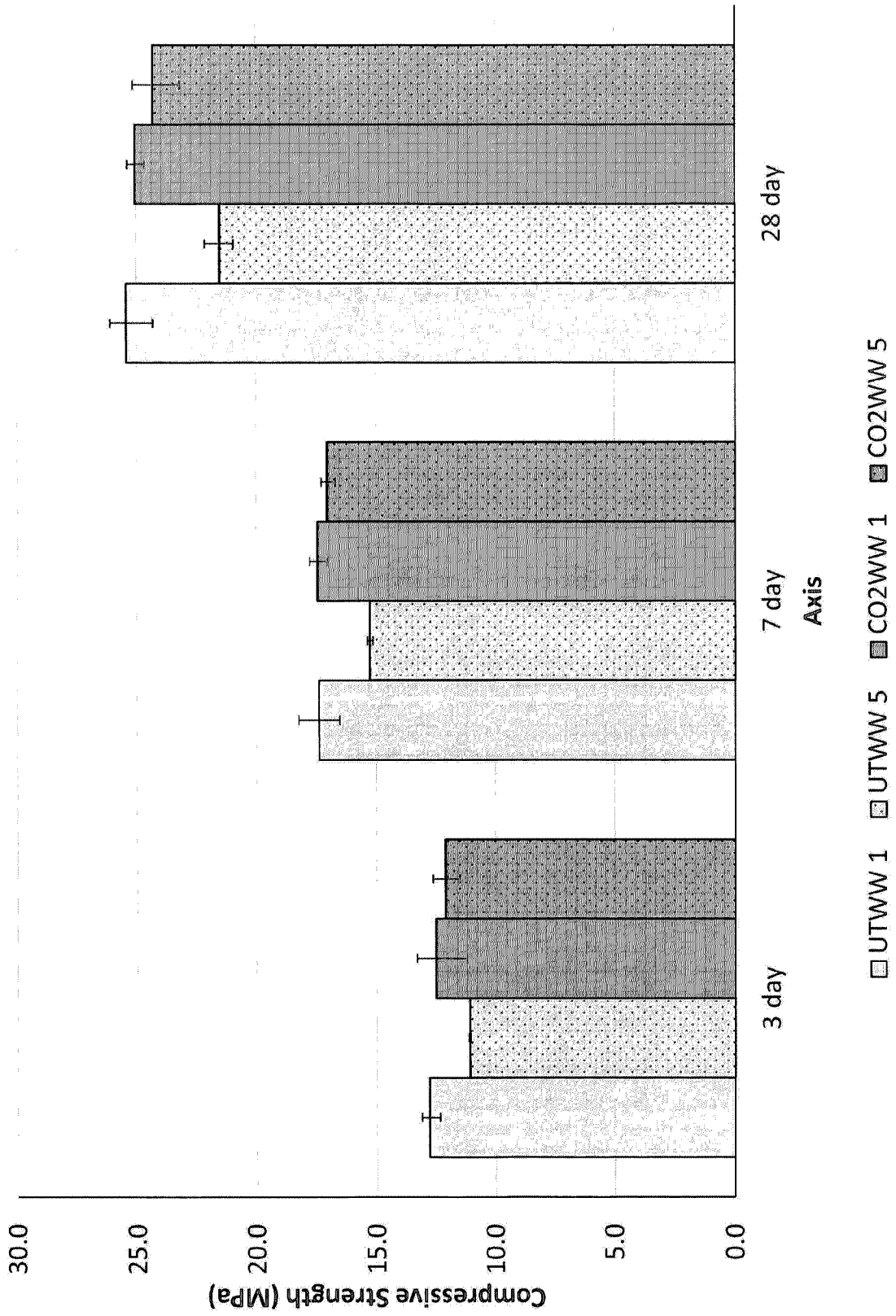


Figure 58



INTERNATIONAL SEARCH REPORT

International application No.
PCT/CA2017/050445A. CLASSIFICATION OF SUBJECT MATTER
IPC: **B28C 5/00** (2006.01), **B28C 5/42** (2006.01), **B28C 7/02** (2006.01), **C04B 40/02** (2006.01)

According to International Patent Classification (IPC) or to both national classification and IPC

B. FIELDS SEARCHED

Minimum documentation searched (classification system followed by classification symbols)
IPC: **B28C 5/00** (2006.01), **B28C 5/42** (2006.01), **B28C 7/02** (2006.01), **C04B 40/02** (2006.01)
CPC: **C04B 40/0231**

Documentation searched other than minimum documentation to the extent that such documents are included in the fields searched

Electronic database(s) consulted during the international search (name of database(s) and, where practicable, search terms used)
Questel-Orbit (English Full-Text FamPat Database), Google
Keywords: carbon, CO2, grey, gray, cement, concrete, wash, rinse, clean, water, reuse, recycling

C. DOCUMENTS CONSIDERED TO BE RELEVANT

Category*	Citation of document, with indication, where appropriate, of the relevant passages	Relevant to claim No.
X Y	US 5,885,478 A (MONTGOMERY, D. et al.) 23 March 1999 (23-03-1999) * Col. 1, line 55 to Col. 2, line 5; Col. 5, lines 2-12; Col. 6, lines 50-65; Col. 8, lines 34-67; Col. 13-14; Tables 2 & 5; Fig. 1 *	1-15, 21-23, 25 16-20, 24
Y	YELTON, R. Treating Process Water. The Concrete Producer. Pages 441-443. 01 June 1997 [retrieved on 14-06-2017]. Retrieved from the Internet: <URL:http://www.theconcreteproducer.com/how-to/treating-process-water_o>.	16-20, 24
X, P	WO 2016/082030 A1 (MONKMAN, G. et al.) 02 June 2016 (02-06-2016) * Par. [00201], [00679]-[00689] *	1-25
A	US 2007/0170119 A1 (MICKELSON, K. et al.) 26 July 2007 (26-07-2007) * Par. [0055] *	1-25

 Further documents are listed in the continuation of Box C. See patent family annex.

* "A" "E" "L" "O" "P"	Special categories of cited documents: document defining the general state of the art which is not considered to be of particular relevance earlier application or patent but published on or after the international filing date document which may throw doubts on priority claim(s) or which is cited to establish the publication date of another citation or other special reason (as specified) document referring to an oral disclosure, use, exhibition or other means document published prior to the international filing date but later than the priority date claimed	"T" "X" "Y" "&"	later document published after the international filing date or priority date and not in conflict with the application but cited to understand the principle or theory underlying the invention document of particular relevance; the claimed invention cannot be considered novel or cannot be considered to involve an inventive step when the document is taken alone document of particular relevance; the claimed invention cannot be considered to involve an inventive step when the document is combined with one or more other such documents, such combination being obvious to a person skilled in the art document member of the same patent family
--------------------------------------	--	--------------------------	--

Date of the actual completion of the international search
14 June 2017 (14-06-2017)Date of mailing of the international search report
15 June 2017 (15-06-2017)Name and mailing address of the ISA/CA
Canadian Intellectual Property Office
Place du Portage I, C114 - 1st Floor, Box PCT
50 Victoria Street
Gatineau, Quebec K1A 0C9
Facsimile No.: 819-953-2476Authorized officer

Maxime Bazinet (819) 639-0370

INTERNATIONAL SEARCH REPORT
Information on patent family members

International application No.
PCT/CA2017/050445

Patent Document Cited in Search Report	Publication Date	Patent Family Member(s)	Publication Date
US5885478A	23 March 1999 (23-03-1999)	US5885478A US6066262A	23 March 1999 (23-03-1999) 23 May 2000 (23-05-2000)
WO2016082030A1	02 June 2016 (02-06-2016)	WO2016082030A1 CA2902239A1 CA2945060A1 CA2968246A1 EP3013544A1 EP3013544A4 EP3129753A1 EP3131723A1 US2014373755A1 US9108883B2 US2015197447A1 US9376345B2 US2015232381A1 US2016185662A9 US9388072B2 US2016001462A1 US9463580B2 US2016107939A1 US2016272542A1 US2016280610A1 US2016340253A1 US2016355442A1 US2017036372A1 US2017043499A1 WO2014205577A1 WO2015123769A1 WO2015154162A1 WO2015157867A1	02 June 2016 (02-06-2016) 31 December 2014 (31-12-2014) 15 October 2015 (15-10-2015) 02 June 2016 (02-06-2016) 04 May 2016 (04-05-2016) 22 February 2017 (22-02-2017) 15 February 2017 (15-02-2017) 22 February 2017 (22-02-2017) 25 December 2014 (25-12-2014) 18 August 2015 (18-08-2015) 16 July 2015 (16-07-2015) 28 June 2016 (28-06-2016) 20 August 2015 (20-08-2015) 30 June 2016 (30-06-2016) 12 July 2016 (12-07-2016) 07 January 2016 (07-01-2016) 11 October 2016 (11-10-2016) 21 April 2016 (21-04-2016) 22 September 2016 (22-09-2016) 29 September 2016 (29-09-2016) 24 November 2016 (24-11-2016) 08 December 2016 (08-12-2016) 09 February 2017 (09-02-2017) 16 February 2017 (16-02-2017) 31 December 2014 (31-12-2014) 27 August 2015 (27-08-2015) 15 October 2015 (15-10-2015) 22 October 2015 (22-10-2015)
US2007170119A1	26 July 2007 (26-07-2007)	US2007170119A1 US7494586B2 US2009045139A1 US7635434B2	26 July 2007 (26-07-2007) 24 February 2009 (24-02-2009) 19 February 2009 (19-02-2009) 22 December 2009 (22-12-2009)