



US00RE44968E

(19) **United States**
(12) **Reissued Patent**
Flinn et al.

(10) **Patent Number:** **US RE44,968 E**
(45) **Date of Reissued Patent:** ***Jun. 24, 2014**

(54) **ADAPTIVE SELF-MODIFYING AND
RECOMBINANT SYSTEMS**

(56) **References Cited**

U.S. PATENT DOCUMENTS

(75) Inventors: **Steven Dennis Flinn**, Sugar Land, TX
(US); **Naomi Felina Moneypenny**,
Houston, TX (US)

5,099,426	A	3/1992	Carlgren et al.
5,132,915	A	7/1992	Goodman
5,206,951	A	4/1993	Khoyi
5,375,244	A	12/1994	McNair
5,499,366	A	3/1996	Rosenberg
5,600,835	A	2/1997	Garland et al.
5,706,497	A	1/1998	Takahashi et al.
5,754,939	A	5/1998	Herz et al.

(Continued)

(*) Notice: This patent is subject to a terminal disclaimer.

FOREIGN PATENT DOCUMENTS

(21) Appl. No.: **13/284,375**

EP	1311980	5/2003
EP	1397252	5/2005

(Continued)

(22) Filed: **Oct. 28, 2011**

OTHER PUBLICATIONS

Related U.S. Patent Documents

Reissue of:

(64) Patent No.: **7,539,652**
Issued: **May 26, 2009**
Appl. No.: **11/419,554**
Filed: **May 22, 2006**

International Search Report for PCT/US04/37176; Mailing Date:
Mar. 27, 2006.

(Continued)

Primary Examiner — Michael B Holmes
(74) *Attorney, Agent, or Firm* — Stolowitz Ford Cowger
LLP

U.S. Applications:

(63) Continuation of application No. PCT/US2004/
037176, filed on Nov. 4, 2004.

(60) Provisional application No. 60/525,120, filed on Nov.
28, 2003.

(51) **Int. Cl.**
G06F 15/18 (2006.01)

(52) **U.S. Cl.**
USPC **706/12**

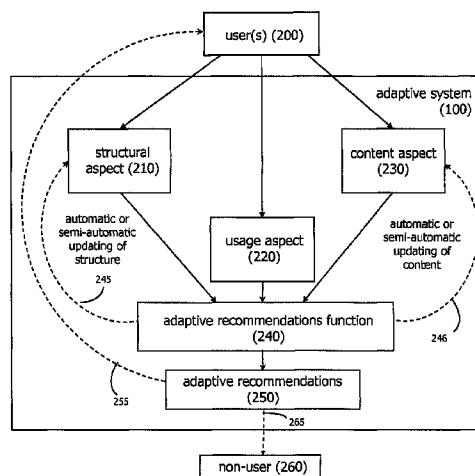
(58) **Field of Classification Search**
USPC **706/12**

See application file for complete search history.

(57) **ABSTRACT**

An adaptive self-modifying system, a recombinant fuzzy network system, and an adaptive recombinant system are disclosed. The adaptive self-modifying system includes functions and algorithms for the self modification of structural elements, including relationships among system objects of the adaptive self-modifying system, based at least in part on usage behaviors associated with the system. The recombinant and adaptive recombinant systems feature functions for syndicating and combining fuzzy networks. The combining of the structural elements of the adaptive recombinant system may be based, at least in part, on usage behaviors associated with the system, and may be preferentially recombined based on evaluations of network "fitness."

40 Claims, 45 Drawing Sheets



(56)

References Cited

U.S. PATENT DOCUMENTS

5,788,504 A	8/1998	Rice	7,375,838 B2	5/2008	Money Penny et al.
5,790,426 A	8/1998	Robinson	7,401,121 B2	7/2008	Wong
5,809,506 A	9/1998	Copeland	7,403,901 B1	7/2008	Carley et al.
5,812,691 A	9/1998	Udupa et al.	7,433,876 B2	10/2008	Spivack et al.
5,815,710 A	9/1998	Martin et al.	7,454,464 B2	11/2008	Puthenkulam et al.
5,867,799 A	2/1999	Lang et al.	7,461,058 B1	12/2008	Rausser et al.
5,875,446 A	2/1999	Brown	7,467,212 B2	12/2008	Adams et al.
5,893,085 A	4/1999	Phillips et al.	7,493,294 B2 *	2/2009	Flinn et al. 706/12
5,899,992 A	5/1999	Iyer et al.	7,512,612 B1	3/2009	Akella et al.
5,903,478 A	5/1999	Fintel et al.	7,519,912 B2	4/2009	Moody et al.
5,907,846 A	5/1999	Berner et al.	7,526,458 B2 *	4/2009	Flinn et al. 706/12
5,950,200 A	9/1999	Sudai et al.	7,526,459 B2 *	4/2009	Flinn et al. 706/12
5,963,965 A	10/1999	Vogel	7,526,464 B2 *	4/2009	Flinn et al. 706/52
5,966,126 A	10/1999	Szabo	7,539,652 B2 *	5/2009	Flinn et al. 706/12
5,974,415 A	10/1999	Schreiber	7,558,748 B2	7/2009	Ehring et al.
5,983,214 A	11/1999	Lang et al.	7,567,916 B1	7/2009	Koeppel
5,999,942 A	12/1999	Talati	7,568,148 B1	7/2009	Bharat et al.
6,012,070 A	1/2000	Cheng	7,571,183 B2	8/2009	Renshaw et al.
6,016,394 A	1/2000	Walker	7,596,597 B2	9/2009	Liu
6,024,505 A	2/2000	Shinohara	7,606,772 B2 *	10/2009	Flinn et al. 706/12
6,029,195 A	2/2000	Herz	7,630,986 B1	12/2009	Herz et al.
6,038,668 A	3/2000	Chipman	7,676,034 B1	3/2010	Wu et al.
6,041,311 A	3/2000	Chislenko et al.	7,680,770 B1	3/2010	Buyukkokten et al.
6,049,799 A	4/2000	Mangat et al.	7,739,231 B2 *	6/2010	Flinn et al. 707/603
6,134,559 A	10/2000	Brumme et al.	7,818,392 B1	10/2010	Martino et al.
6,154,723 A	11/2000	Cox et al.	7,831,535 B2 *	11/2010	Flinn et al. 706/46
6,195,657 B1	2/2001	Rucker et al.	7,860,811 B2 *	12/2010	Flinn et al. 706/11
6,269,369 B1	7/2001	Robertson	7,890,871 B2	2/2011	Etkin
6,285,999 B1	9/2001	Page	7,904,341 B2 *	3/2011	Flinn et al. 705/26.7
6,314,420 B1	11/2001	Lang et al.	7,904,511 B2	3/2011	Ryan et al.
6,321,221 B1	11/2001	Bieganski	7,921,036 B1	4/2011	Sharma et al.
6,326,946 B1	12/2001	Moran	7,958,457 B1	6/2011	Brandenberg et al.
6,374,290 B1	4/2002	Scharber et al.	7,966,224 B1	6/2011	Wagner
6,438,579 B1	8/2002	Hosken	8,001,008 B2	8/2011	Engle
6,468,210 B1	10/2002	Iliff	8,010,458 B2	8/2011	Galbreath et al.
6,556,951 B1	4/2003	Deleo et al.	8,015,119 B2	9/2011	Buyukkokten et al.
6,571,279 B1	5/2003	Herz et al.	8,060,462 B2 *	11/2011	Flinn et al. 707/603
6,611,822 B1	8/2003	Beams et al.	8,060,463 B1	11/2011	Spiegel
6,647,257 B2	11/2003	Owensby	8,065,383 B2	11/2011	Carlson et al.
6,675,237 B1	1/2004	Assad et al.	8,069,076 B2	11/2011	Oddo
6,766,366 B1	7/2004	Schafer et al.	8,108,245 B1	1/2012	Horsea et al.
6,771,765 B1	8/2004	Crowther et al.	8,224,756 B2	7/2012	Roberts et al.
6,775,664 B2	8/2004	Lang et al.	RE43,768 E *	10/2012	Flinn et al. 705/26.7
6,795,826 B2	9/2004	Flinn et al.	8,373,741 B2	2/2013	Roberts et al.
6,801,227 B2	10/2004	Bocione et al.	8,380,579 B2 *	2/2013	Flinn et al. 705/26.1
6,826,534 B1	11/2004	Gupta	8,458,119 B2 *	6/2013	Flinn et al. 707/603
6,834,195 B2	12/2004	Brammendenberg	8,458,120 B2	6/2013	Flinn et al.
6,845,374 B1	1/2005	Oliver et al.	8,478,716 B2 *	7/2013	Flinn et al. 707/603
6,871,163 B2	3/2005	Hiller et al.	8,485,120 B2 *	7/2013	Thie et al. 118/64
6,873,967 B1	3/2005	Kalagnanam	8,515,900 B2 *	8/2013	Flinn et al. 707/603
6,912,505 B2	6/2005	Linden	8,515,901 B2 *	8/2013	Flinn et al. 707/603
6,922,672 B1	7/2005	Hailpern	RE44,559 E *	10/2013	Flinn et al. 706/12
6,934,748 B1	8/2005	Louviere	8,566,263 B2 *	10/2013	Flinn et al. 706/14
6,947,922 B1	9/2005	Glance	8,600,920 B2 *	12/2013	Flynn et al. 706/45
6,970,871 B1	11/2005	Rayburn	8,600,926 B2 *	12/2013	Flinn et al. 706/52
6,981,040 B1	12/2005	Konig	8,615,484 B2 *	12/2013	Flinn et al. 707/603
7,023,979 B1	4/2006	Wu et al.	8,645,292 B2 *	2/2014	Flinn et al. 706/12
7,065,532 B2	6/2006	Elder et al.	8,645,312 B2 *	2/2014	Flinn et al. 706/62
7,071,842 B1	7/2006	Brady, Jr.	2001/0047290 A1	11/2001	Petras
7,073,129 B1	7/2006	Robarts et al.	2001/0047358 A1	11/2001	Flinn et al.
7,080,082 B2	7/2006	Elder et al.	2001/0049623 A1	12/2001	Aggarwal et al.
7,081,849 B2	7/2006	Collins et al.	2002/0016786 A1	2/2002	Pitkow et al.
7,103,609 B2	9/2006	Elder et al.	2002/0049617 A1	4/2002	Lencki et al.
7,110,989 B2	9/2006	Iemoto et al.	2002/0049738 A1	4/2002	Epstein
7,130,844 B2	10/2006	Elder et al.	2002/0052873 A1	5/2002	Delgado
7,149,736 B2	12/2006	Chkodrov et al.	2002/0062368 A1	5/2002	Holtzman
7,162,508 B2	1/2007	Messina	2002/0069102 A1	6/2002	Vellante et al.
7,167,844 B1	1/2007	Leong	2002/0093537 A1	7/2002	Bocione et al.
7,188,153 B2	3/2007	Lunt et al.	2002/0161664 A1	10/2002	Shaya et al.
7,212,983 B2	5/2007	Redmann et al.	2002/0180805 A1	12/2002	Chickering et al.
7,272,586 B2	9/2007	Nauck et al.	2002/0194161 A1	12/2002	McNamee et al.
7,324,963 B1	1/2008	Ruckart	2003/0023427 A1	1/2003	Cassin et al.
7,343,364 B2	3/2008	Bram et al.	2003/0028498 A1	2/2003	Hayes-Roth
7,366,759 B2	4/2008	Trevithick et al.	2003/0055666 A1	3/2003	Roddy
7,373,389 B2	5/2008	Rosenbaum et al.	2003/0101449 A1	5/2003	Bentolila et al.
			2003/0154126 A1	8/2003	Gehlot
			2003/0216960 A1	11/2003	Postrel
			2003/0225550 A1	12/2003	Hiller
			2003/0229896 A1	12/2003	Buczak

(56)

References Cited**U.S. PATENT DOCUMENTS**

2003/0233374	A1	12/2003	Spinola et al.
2004/0068552	A1	4/2004	Kotz et al.
2004/0107125	A1	6/2004	Guheen
2004/0122803	A1	6/2004	Dom et al.
2004/0186776	A1	9/2004	Llach
2005/0033657	A1	2/2005	Herrington
2005/0097008	A1	5/2005	Ehring et al.
2005/0097204	A1	5/2005	Horowitz et al.
2005/0197922	A1	9/2005	Pezaris
2005/0267973	A1	12/2005	Carlson et al.
2006/0036476	A1	2/2006	Klem
2006/0042483	A1	3/2006	Work
2006/0092074	A1	5/2006	Collins et al.
2006/0136589	A1	6/2006	Konig
2006/0184482	A1	8/2006	Flinn et al.
2006/0230021	A1	10/2006	Diab et al.
2007/0150470	A1	6/2007	Brave
2007/0203872	A1	8/2007	Flinn et al.
2007/0250653	A1	10/2007	Jones
2007/0287473	A1	12/2007	Dupray
2008/0172461	A1	7/2008	Thattai et al.
2008/0249968	A1	10/2008	Flinn et al.
2008/0288354	A1	11/2008	Flinn et al.
2009/0018918	A1	1/2009	Money Penny
2009/0144075	A1	6/2009	Flinn et al.
2011/0153452	A1	6/2011	Flinn et al.

FOREIGN PATENT DOCUMENTS

EP	1630701	1/2006
EP	1630700	3/2006
WO	WO/98/58473	12/1998
WO	WO/00/14625	3/2000
WO	WO/00/75798	12/2000
WO	WO/01/93112	6/2001
WO	WO/02/094566	11/2002
WO	WO/2005/103983	3/2005
WO	WO/2005/116852	4/2005
WO	WO/2005/054982	6/2005
WO	WO/2005/052738	9/2005

OTHER PUBLICATIONS

Written Opinion for PCT/US04/37176; Mailing Date: Mar. 27, 2006.

Cheung et al., "Mining customer product ratings for personalized marketing" Decision Support Systems, 2003, pp. 231-243.

Adopting user profiles and behavior patterns in a Web-TV recommendation system Kuan-Chung Chen; Wei-Guang Teng; Consumer Electronics, 2009. ISCE '09. IEEE 13th International Symposium on May 25-28, 2009 pp. 320-324 Digital Object Identifier 10.1109/ISCE.2009.5157045.

Situation-Aware Adaptive Recommendation to Assist Mobile Users in a Campus Environment Bouzeghoub, A.; Kien Ngoc Do; Wives, L.K.; Advanced Information Networking and Applications, 2009. AINA '09. International Conference on May 26-29, 2009 pp. 503-509 Digital Object Identifier 10.1109/AINA.2009.120.

Research on Personalized Service System in E-Supermarket by using Adaptive Recommendation Algorithm Yan-Wen Wu; Qi Luo; Min Liu; Zheng-Hong Wu; Li-Yong Wan; Machine Learning and Cybernetics, 2006 International Conference on Aug. 13-16, 2006 pp. 4507-4510 Digital Object Identifier 10.1109/ICMLC.2006.259167.

Media Browsing for Mobile Devices Based on Resolution Adaptive Recommendation Yi Liu; Zhi Yang; Xiaoyu Deng; Jiajun Bu; Chun Chen; Communications and Mobile Computing, 2009. CMC '09. WRI International Conference on vol. 3, Jan. 6-8, 2009 pp. 285-290 Digital Object Identifier 10.1109/CMC.2009.124.

Improving the Readability of Clustered Social Networks using Node Duplication Henry, N.; Bezerianos, A.; Fekete, J.-D.; Visualization and Computer Graphics, IEEE Transactions on vol. 14, Issue 6, Nov.-Dec. 2008 pp. 1317-1324 Digital Object Identifier 10.1109/TVCG.2008.141.

Intelligent social network modeling and analysis Yager, R.R.; Intelligent System and Knowledge Engineering, 2008. ISKE 2008. 3rd International Conference on vol. 1, Nov. 17-19, 2008 pp. 5-6 Digital Object Identifier 10.1109/ISKE.2008.4730886.

Implicit Social Network Model for Predicting and Tracking the Location of Faults Ing-Xiang Chen; Cheng-Zen Yang; Ting-Kun Lu; Jaygarl, H.; Computer Software and Applications, 2008. COMPSAC '08. 32nd Annual IEEE International Jul. 28, 2008-Aug. 1, 2008 pp. 136-143 Digital Object Identifier 10.1109/COMPSAC.2008.162.

Improving cooperation in peer-to-peer systems using social networks Wenyu Wang; Li Zhao; Ruixi Yuan; Parallel and Distributed Processing Symposium, 2006. IPDPS 2006. 20th International Apr. 25-29, 2006 p. 8 pp. Digital Object Identifier 10.1109/IPDPS.2006.1639703.

Towards a Model for Inferring Trust in Heterogeneous Social Networks Akhoondi, M.; Habibi, J.; Sayyadi, M.; Modeling & Simulation, 2008. AICMS 08. Second Asia International Conference on May 13-15, 2008 pp. 52-58 Digital Object Identifier 10.1109/AMS.2008.167.

Manyworlds ("Epiture content solutions platform" Jan 2001; pp. 1-11.

Frey et al. ("Mixture modeling by Affinity Propagation" Neural Information Processing Systems 18: Jan. 2006; pp. 379-386.

Frey and Dueck, "Clustering by Passing Messages Between Data Points," Science, Feb. 16, 2007, pp. 972-976, vol. 315, AAAS, USA.

Frey and Dueck, Supporting Online Material for "Clustering by Passing Messages Between Data Points," Science Express, Jan. 11, 2007, AAAS USA.

Mezard, "Where are they Exemplars?" Science, Feb. 16, 2007, pp. 949-951, vol. 315, AAAS, USA.

Applying similarity metrics to 3D acquisition in structured-light systems, Jay, G.T.; Smith, R.; Pattern Recognition, 2008. ICPR 2008. 19th International Conference on Digital Object Identifier: 10.1109/ICPR.2008.4761305 Publication Year: 2008, pp. 1-4.

Mining User's Interest from Reading Behavior in E-learning System, Yongquan Liang; Zhongying Zhao; Qingtian Zeng; Software Engineer, Artificial Intelligence, Networking, and Parallel/Distributed Computing, 2007. SNPD 2007. Eighth ACIS International Conference on vol. 2. Digital Object Identifier: 10.1109/SNPD.2007.330pp.417-422.

A quality preserving exact histogram specification, Avnaki, A.N.; Telecommunications, 2008. IST 2008. International Symposium on Digital Object Identifier: 10.1109/ISTEL.2008.4651409 Publication Year: 2008, pp. 798-803.

Automatic 3D face verification from range data, Gang Pan; Zhaohui Wu; Yunhe Pan; Multimedia and Expo, 2003. ICME '03. Proceedings. 2003 International Conference on vol. 3 Digital Object Identifier: 10.1109/ICME.2003.1221266 Publication Year 2003, pp. III-133-6 vol. 3.

International Search Report for PCT/US01/07990; Mailing Date: Nov. 26, 2002.

International Preliminary Examination Report for PCT/US01/07990; Date of Completion of report: Jan. 22, 2007.

Wiesner S. et al, SemaLink: an approach for semantic browsing through large distributed document spaces; Digital Libraries, 1996 ADL '96., Proceedings of the Third Forum on Research and Technology Advances in Washington, DC, USA May 13-15, 1996, Los Alamitos, CA, USA IEEE Comput. Soc, US; May 13, 1996, pp. 86-94, XP010164913; ISBN: 0-8186-7402-4.

Hsieh-Chang Tu et al: An architecture and category knowledge for intelligent information retrieval agents; System Sciences, 1998, Proceedings of the Thirty-First Hawaii International Conference on Kohala Coast, HI, USA Jan 6-9, 1998, Los Alamitos, CA, USA, IEEE Comput. Soc, US; Jan 6, 1998, pp. 405-414, XP010263101.

Guoqing Chen et al, Extending ER/EER concepts towards fuzzy conceptual data modeling; Fuzzy Systems Proceedings, 1998. IEEE World Congress on Computational Intelligence., The 1998 IEEE International Conference on Anchorage, AK, USA May 4-9, 1998, New York, USA, IEEE, US, May 4, 1998, pp. 1320-1325, XP010287458; ISBN: 0-7803-4863-X; Section 4.

Babowal D et al: From information to knowledge: introducing WebStruct's knowledge engineering approach, Electrical and Computer Engineering, 1999 IEE Canadian Conference on Edmonton,

(56)

References Cited

OTHER PUBLICATIONS

ALTA, Canada May 9-12, 1999, Piscataway, NJ, USA, IEEE, US, May 9, 1999, pp. 1525-1530, XP010359717; ISBN: 078035579-2.

Doulamis N D et al: "A neural network approach to interactive content-based retrieval of video databases" Image Processing, 1999. ICIP 99. Proceedings. 1999 International Conference on Kobe, Japan Oct. 24-28, 1999, Piscataway, NJ, USA, IEEE, US, vol. 2, Oct. 24, 1999, pp. 116-120, XP010369099 ISBN: 0-7803-5467-2.

Boughanem M et al: "Query modification based on relevance back-propagation in an ad hoc environment" Information Processing & Management, Elsevier, Barking, GB, vol. 35, No. 2, Mar. 1999, pp. 121-139, XP004164720 ISSN: 0306-4573.

Cooper J W et al: "Lexical navigation: visually prompted query expansion and refinement" ACM 0-89791-868-1/97/7, 1997, XP002265696.

Lagoze C: "The Warwick Framework: A Container Architecture for Diverse Sets of Metadata" D-LIB Magazine, Corporation for National Research Initiatives, Reston, VA, US, Jul./Aug. 1996, XP002086110 ISSN: 1082-9873.

Perkowitz, Mike; Etzioni, Oren "Towards adaptive Websites: conceptual framework and case study" Computer Networks 31 (1999) p. 1245-1258; XP4304552, PII:S1389-1286 (99) 00017-1.

Dynamic consumer Profiling and Tiered Pricing using Software Agents; Prithviraj Dasgupta, P. Michael Melliar-Smith, Electronic Commerce Research; Boston Jul.-Oct. 2003, vol. 3, Issue 3-4; p. 277, downloaded from Pro-Quest Direct.

Written Opinion for PCT/US05/11951; mailed Jun. 20, 2008.

International Search Report for PCT/US05/11951; Mailed Jun. 20, 2008.

International Search Report for PCT/US02/016208; Mailed Aug. 28, 2002.

Stolowitz Ford Cowger LLP, Listing of Related Cases, Dec. 5, 2011.

Fisher et al. Accurate retail testing of fashion merchandise: Methodology and application. Fisher, Marshall; Kumar Rajaram. Marketing Science 19.3 (Summer 2000): 266-278.

Stolowitz Ford Cowger LLP, Listing of Related Cases Jan. 21, 2013.

Terry et al., "Social Net: Using Patterns of Physical Proximity Over Time to Infer Shared Interests" 2002.

Maria Barra, et al. "'Common' Web Paths in a Group Adaptive System," 2003 Proceedings of the Fourteenth ACM Conference on Hypertext and Hypermedia (2003).

Johan Bollen, "Group User Models for Personalized Hyperlink Recommendations," 1892 Lecture Notes in Computer Science 38-50 (2000).

A. Dieberger, et al., "Social Navigation: Techniques for Building More Usable Systems," Interactions 36-45 (2000).

Bamshad Mobasher, et al., "Creating Adaptive Web Sites Through Usage-Based Clustering of URLs," 1999 Workshop on Knowledge and Data Engineering Exchange 19-25 (1999).

Nan Niu, "Understanding Web Usage for Dynamic Web-Site Adaptation: A Case Study," 2002 Proceedings of the Fourth International Workshop on Web Site Evolution (2002).

Cyrus Shahabi & Yi-Shin Chen, "An Adaptive Recommendation System without Explicit Acquisition of User Relevance Feedback," 14 Distributed and Parallel Databases 173-192 (2003).

Osmar R. Zaiane, "Building a Recommender Agent for e-Learning Systems," Proceedings of the International Conference on Computers in Education (2002).

Jinmook Kim, et al., "Using Implicit Feedback for User Modeling in Internet and Internet Searching," College Park: College of Library and Information Services, University of Maryland (2000).

R. Cowie, et al., "Emotion Recognition in Human-Computer Interaction," IEEE Signal Processing Magazine 32-80 (2001).

Rosalind W. Picard & Jonathan Klein, "Computers that Recognise and Respond to User Emotion: Theoretical and Practical Implications," MIT Media Lab Tech Report 538 (2001).

Joannis Vlachakis, et al., "IKUM: An Integrated Web Personalization Platform Based on Content Structures and Usage Behavior" (2000).

Tarek Helmy, et al., "Adaptive Exploiting User Profile and Interpretation Policy for Searching and Browsing the Web on Kodama System," Graduate School of Information Science and Electrical Engineering, Kyushu University (2000).

Mike Reddy and Graham P. Fletcher, "An Adaptive Mechanism for Web Browser Cache Management," IEEE Internet Computing 78-81, Jan.-Feb. 1998.

Ellen Spertus et al, Evaluating Similarity Measures: A Large-Scale Study in the Orkut Social Network, Aug. 21-24, 2005, pp. 678-684.

Jonathan L. Herlocker et al., Explaining Collaborative Filtering Recommendations, Dec. 2000.

Mustafa Bilgic et al., Explaining Recommendations: Satisfaction vs. Promotion, Jan. 9, 2005.

PR Newswire, PlanetAll Plans to Make a World of Difference in Busy Lives, Nov. 14, 1996.

Ajay Jain, Let's Connect—Using LinkedIn to get ahead at work, 2006.

Przemyslaw Kazienko et al., Recommendation Framework for Online Social Networks, 2006.

Hugo Liu et al., InterestMap—Harvesting Social Network Profiles for Recommendations, Jan. 2005.

Vander Veer, Facebook—The Missing Manual, 2008.

Orkut Blog, Finding friends made easy with Orkut friend suggestions, Sep. 8, 2009.

Anne P. Mitchell, MySpace to Debut "People You May Know" Feature, Oct. 27, 2008.

Pleasure and Pain blog, People You May Know, Mar. 30, 2008.

LinkedIn Blog, Learn more about "People you may know," Apr. 11, 2008.

LinkedIn Blog, LinkedIn Groups You Might Like (Late), September 26, 2008.

LinkedIn Blog, News Recommendation and Discovery Improvements (Late), Jun. 26, 2008.

LinkedIn Blog, Viewers of this Profile Also Viewed, Jan. 23, 2008.

Stolowitz Ford Cowger LLP, Listing of Related Cases, Feb. 29, 2012.

Aguilera, M., et al., Matching Events in a Content-based Subscription System (1999) In PODC'99 Atlanta, GA, pp. 53-61.

Lukose, R. et al., Shock: Communicating with Computational Messages and Automatic Private Profiles, (2003) WWW2003, May 20-24, Budapest, Hungary.

Schubert, Petra et al.; "Collaboration Platforms for Virtual Student Communities"; IEEE 2002; 10 Pages.

* cited by examiner

Figure 1

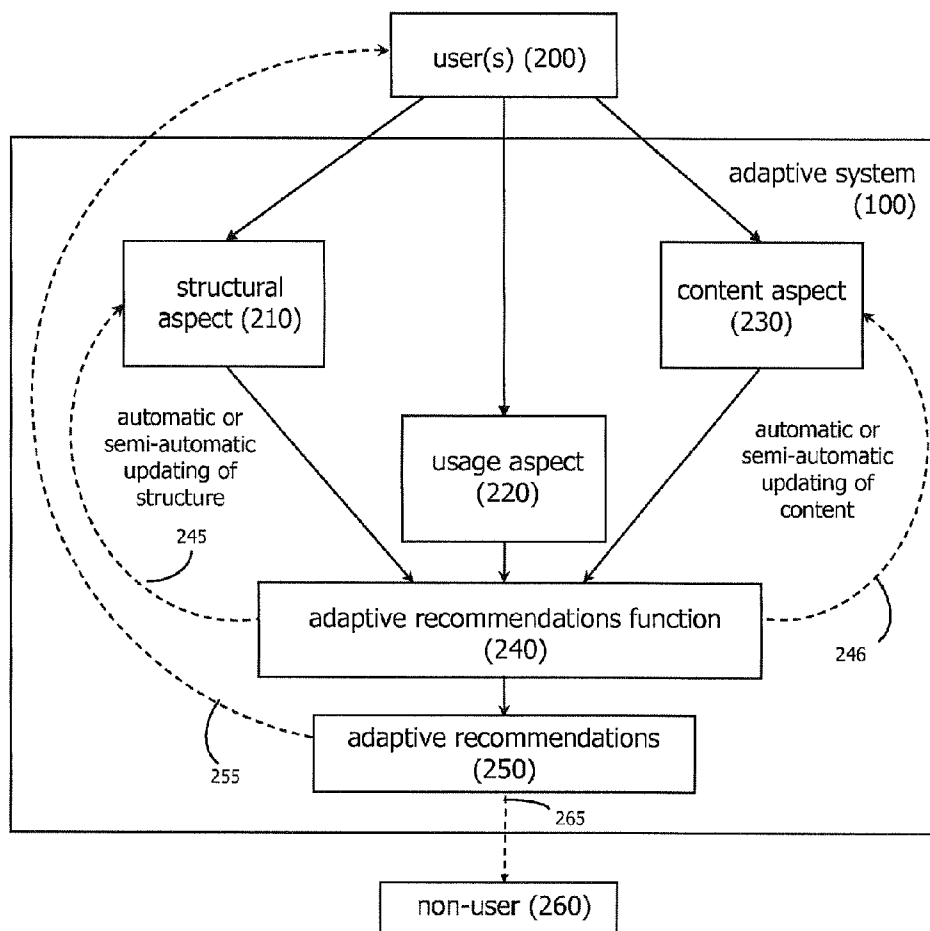


Figure 2

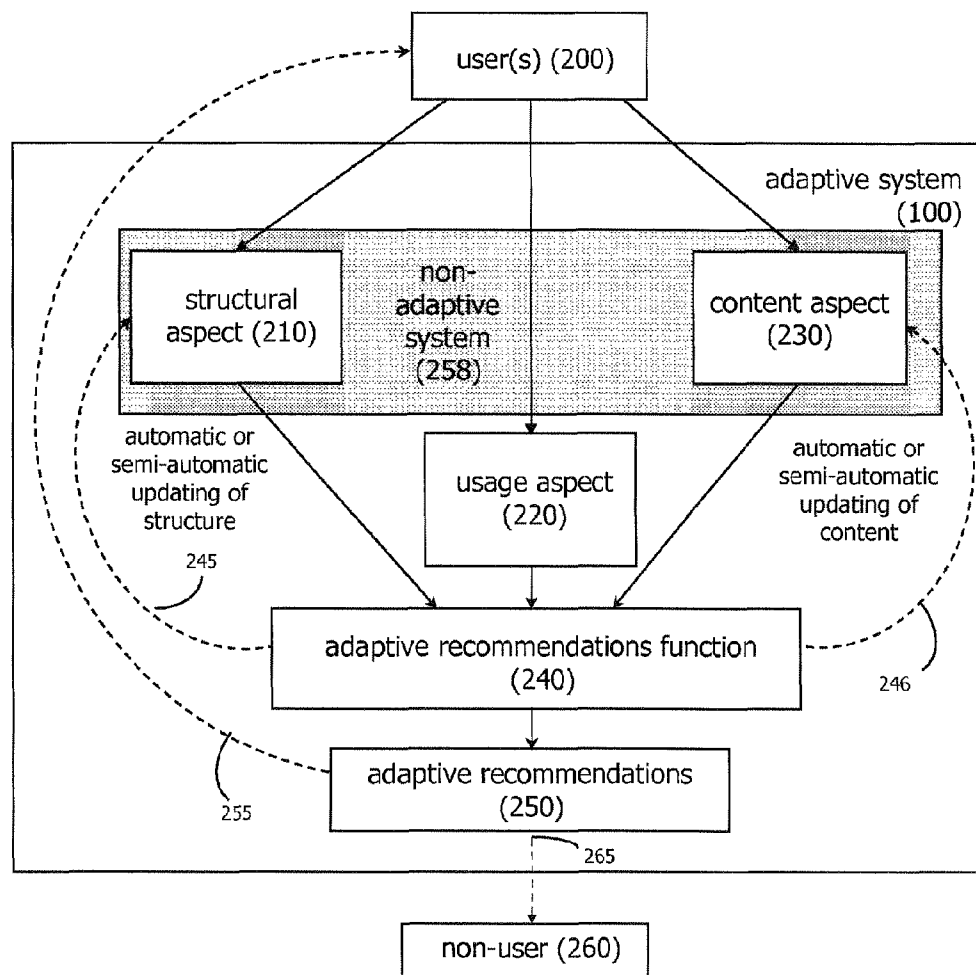


Figure 3A

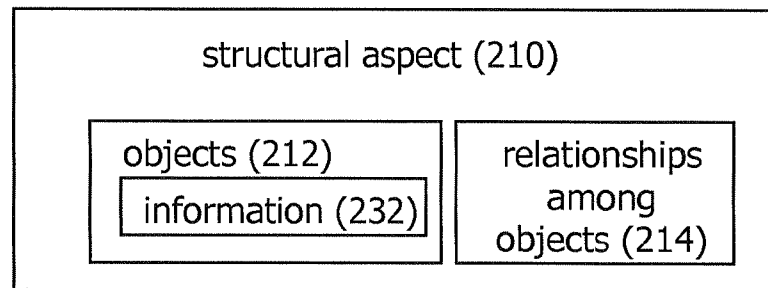


Figure 3B

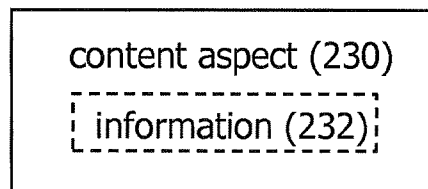


Figure 3C

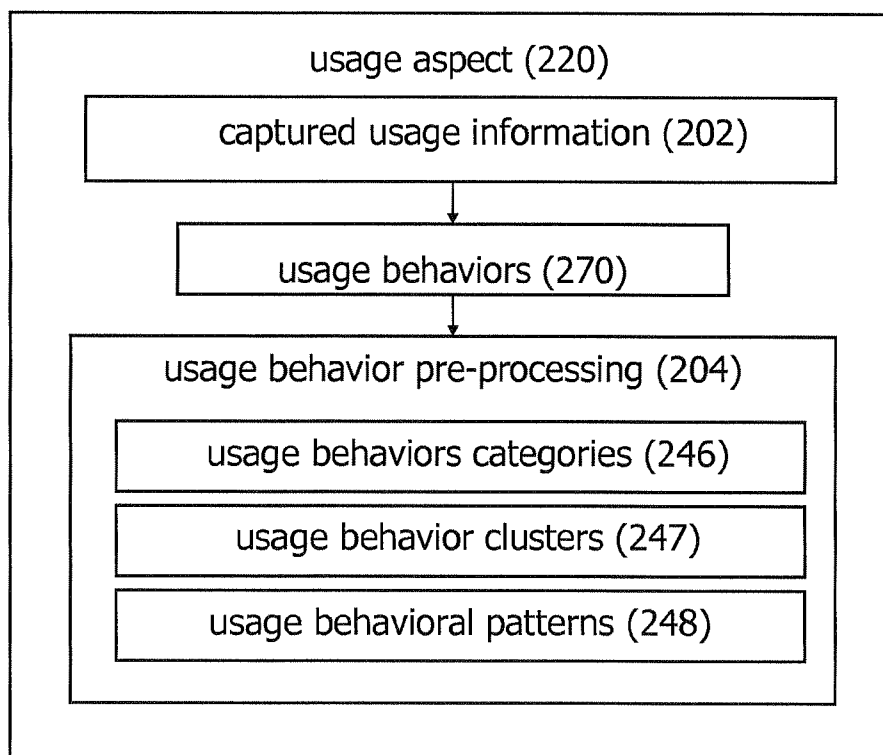


Figure 4

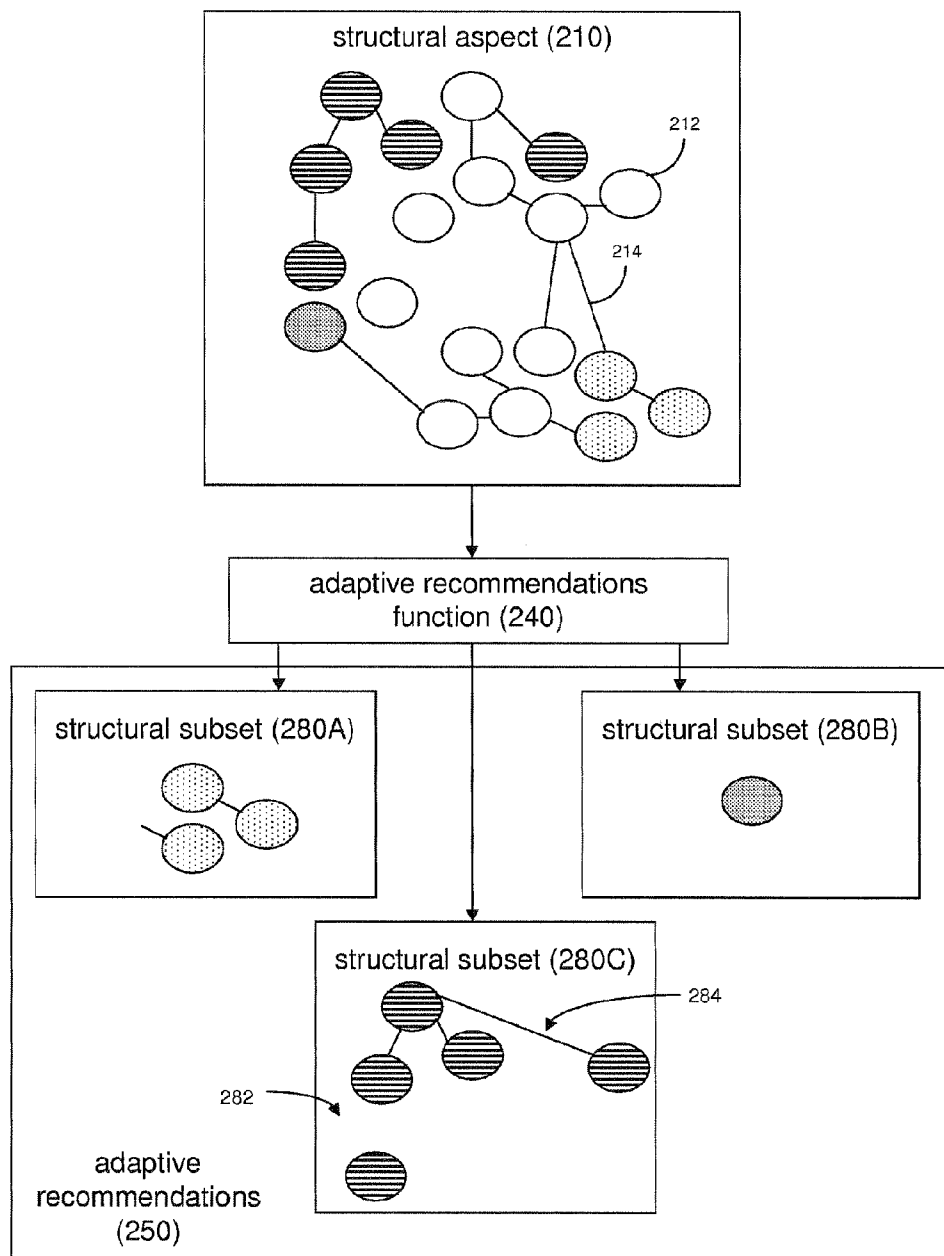


Figure 5

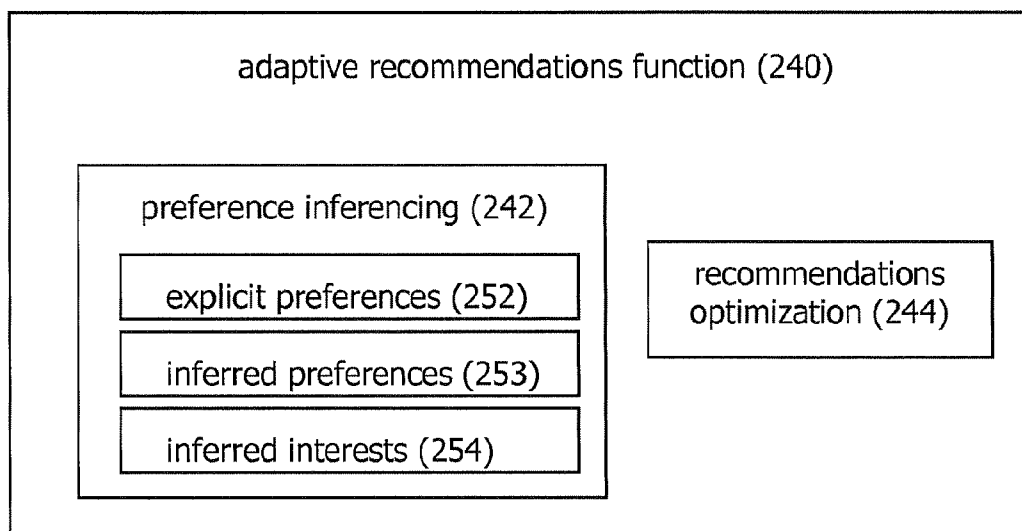


Figure 6

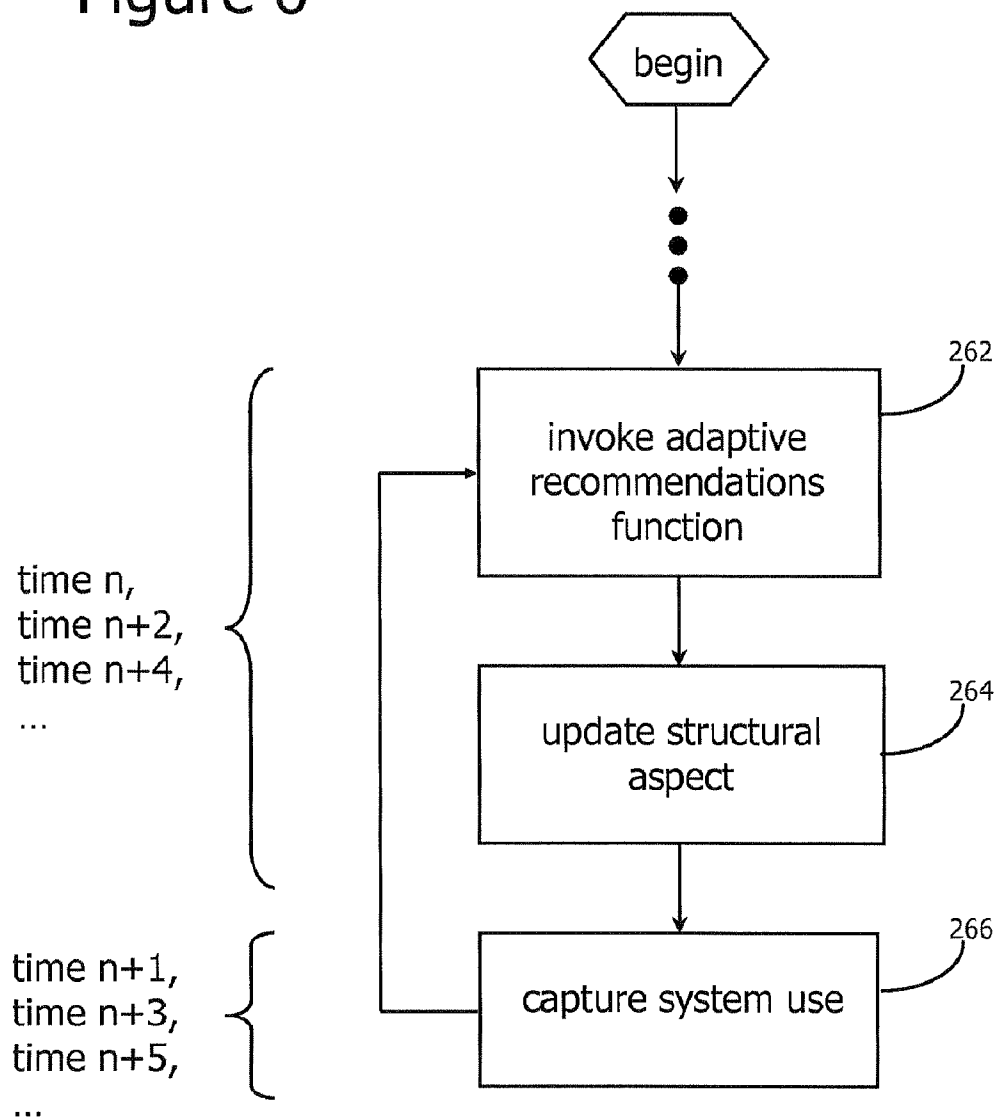


Figure 7

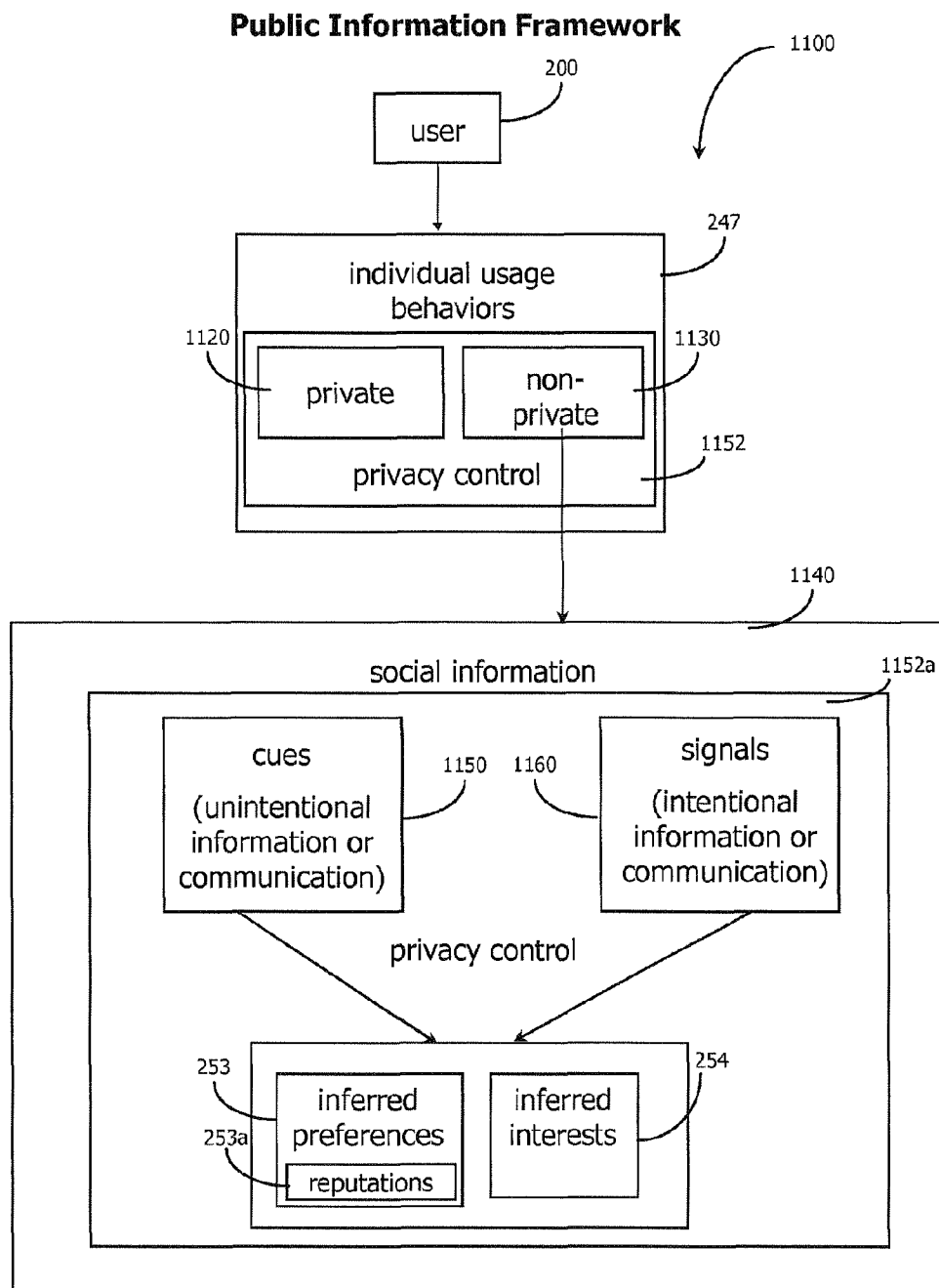


Figure 8

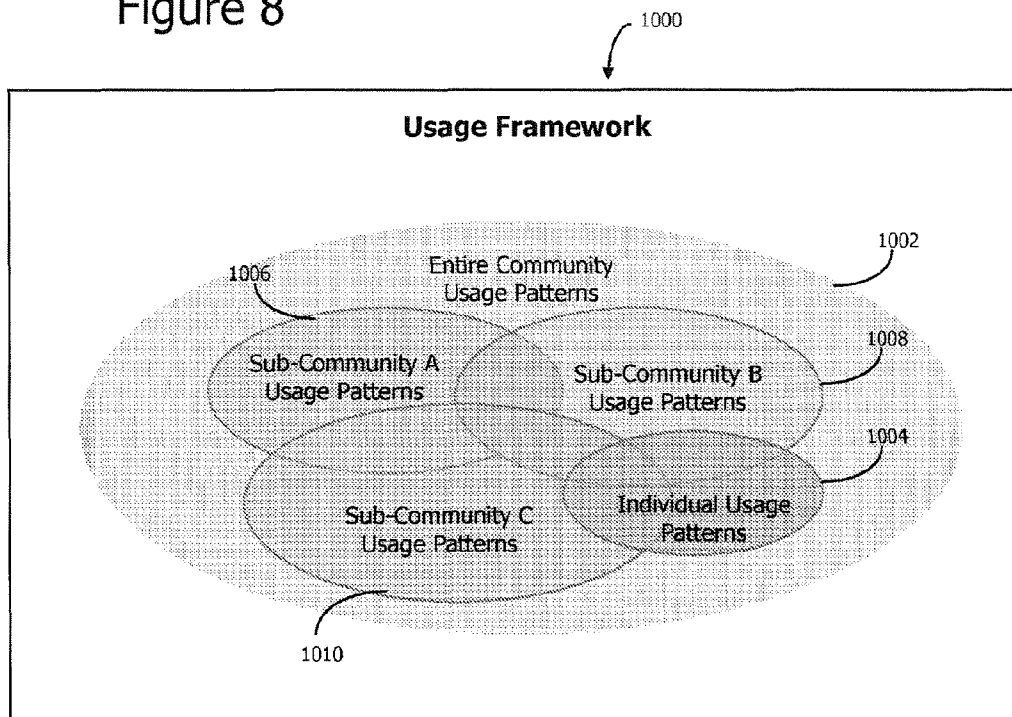


Figure 9

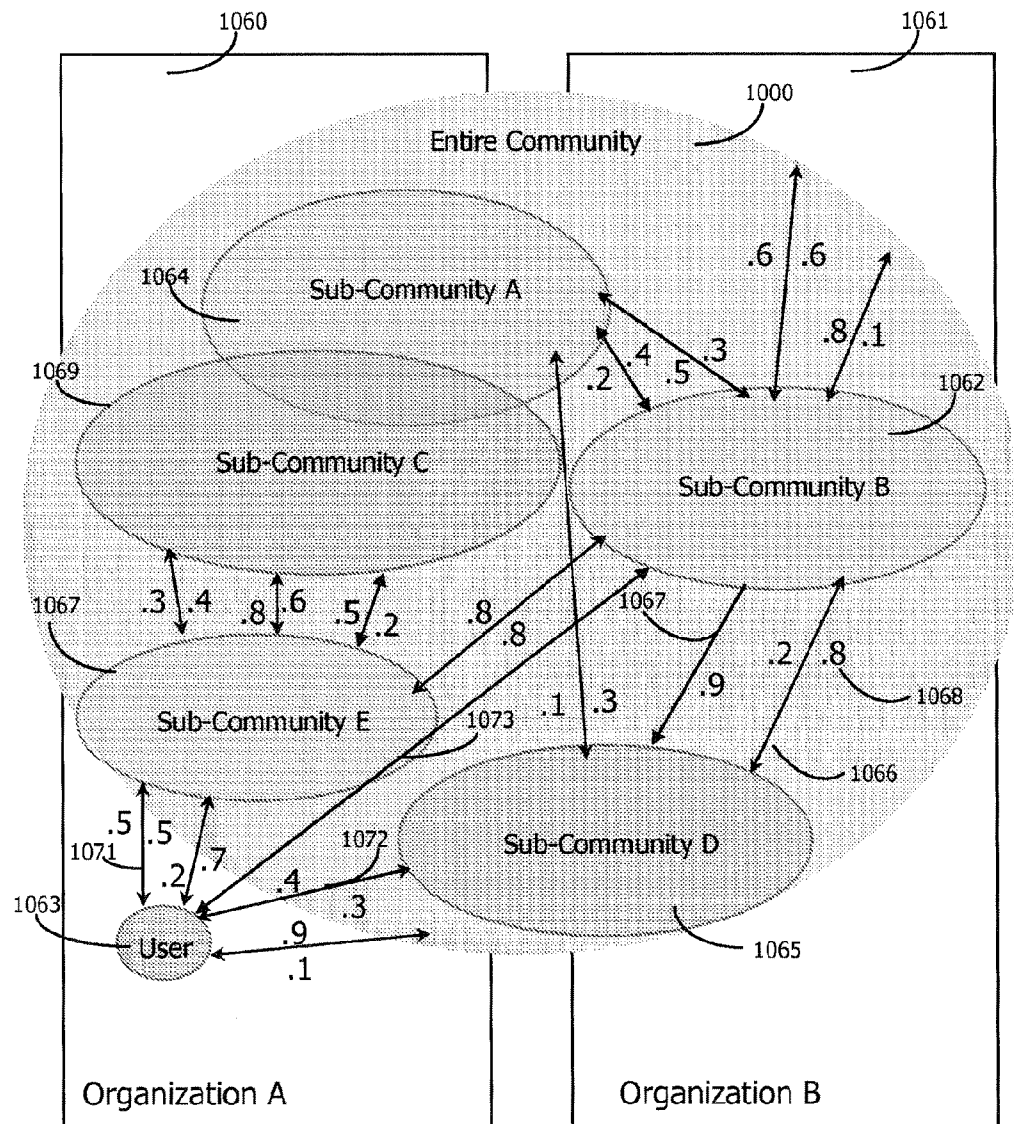


Figure 10

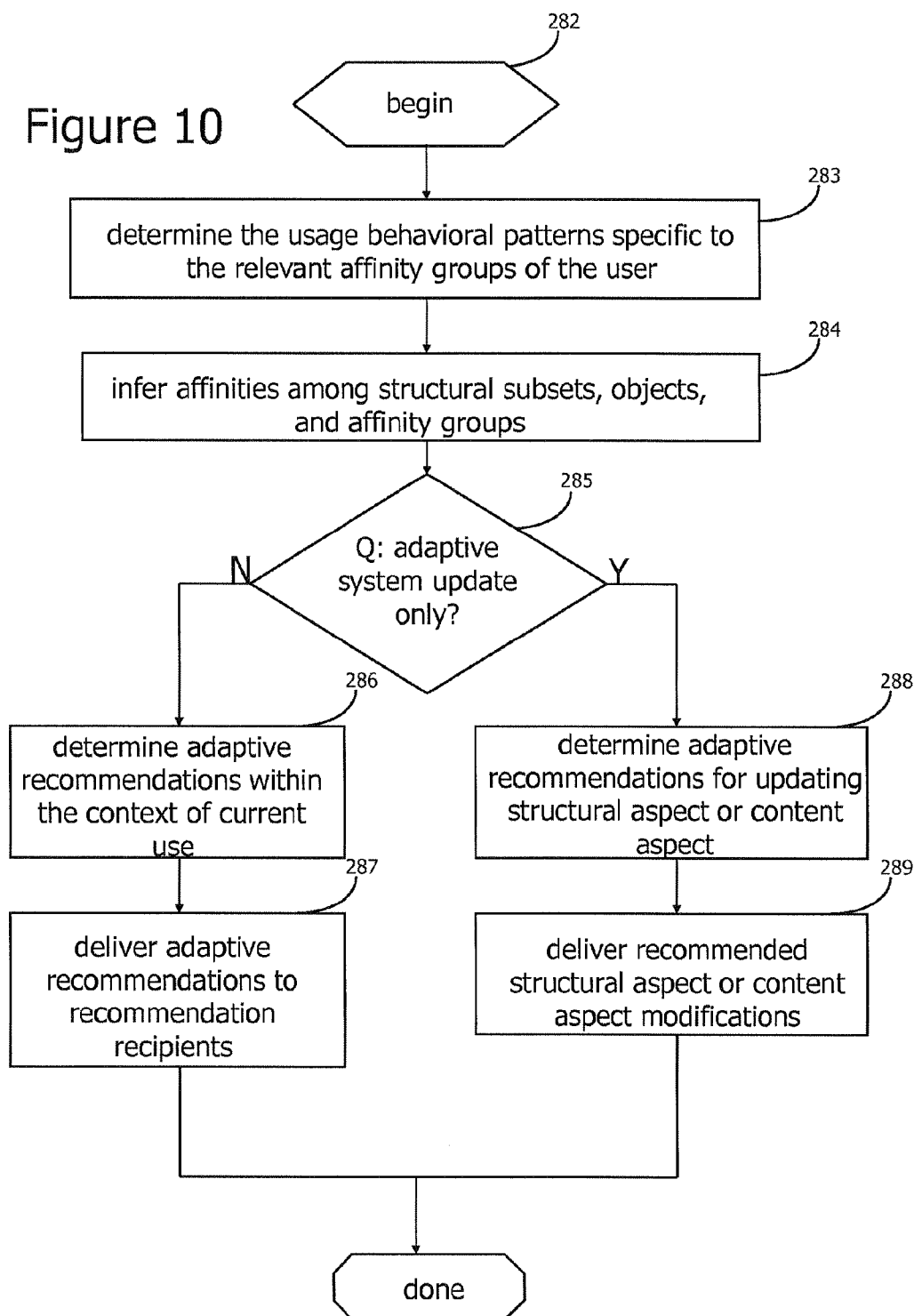


Figure 11

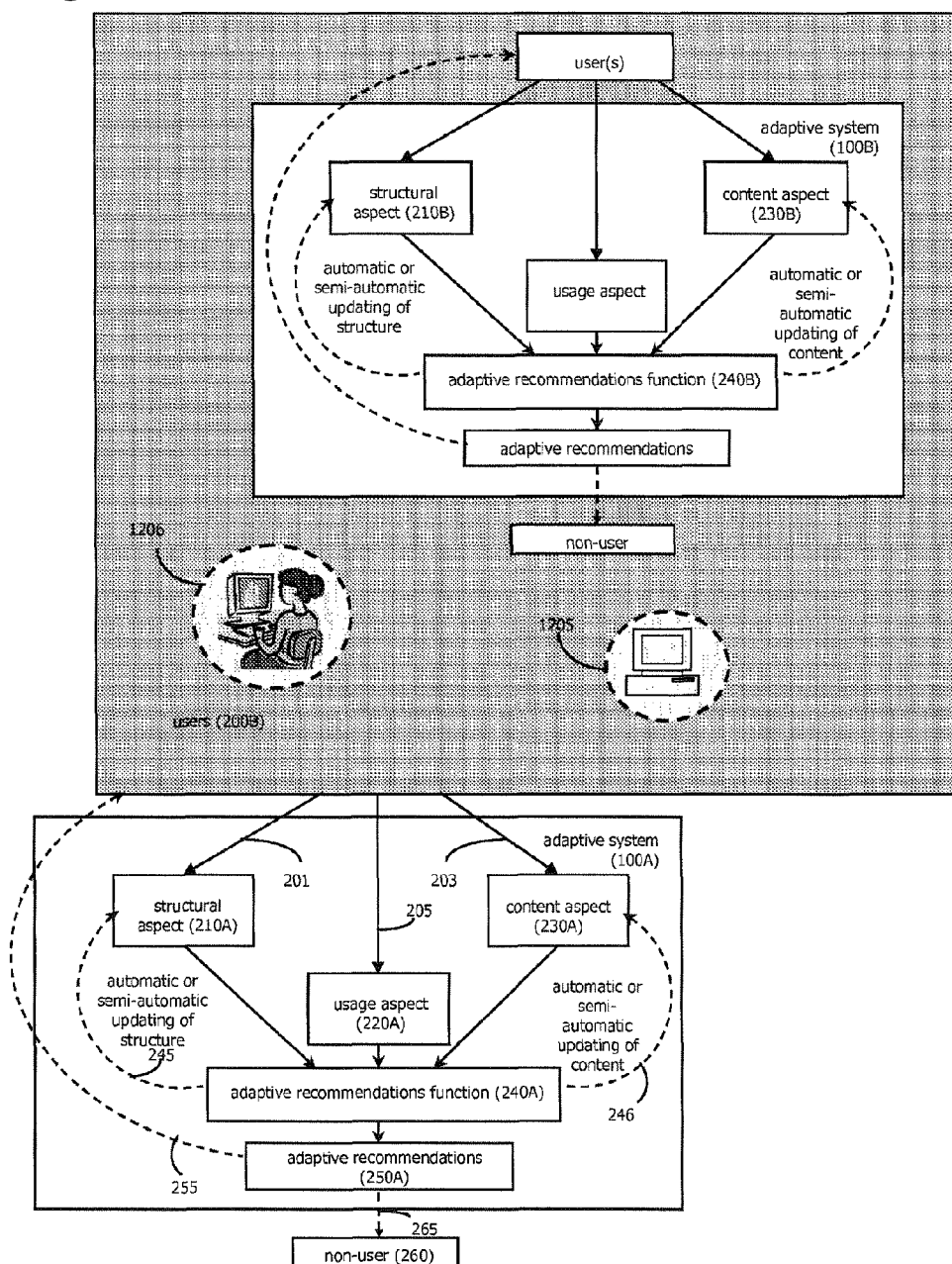


Figure 12

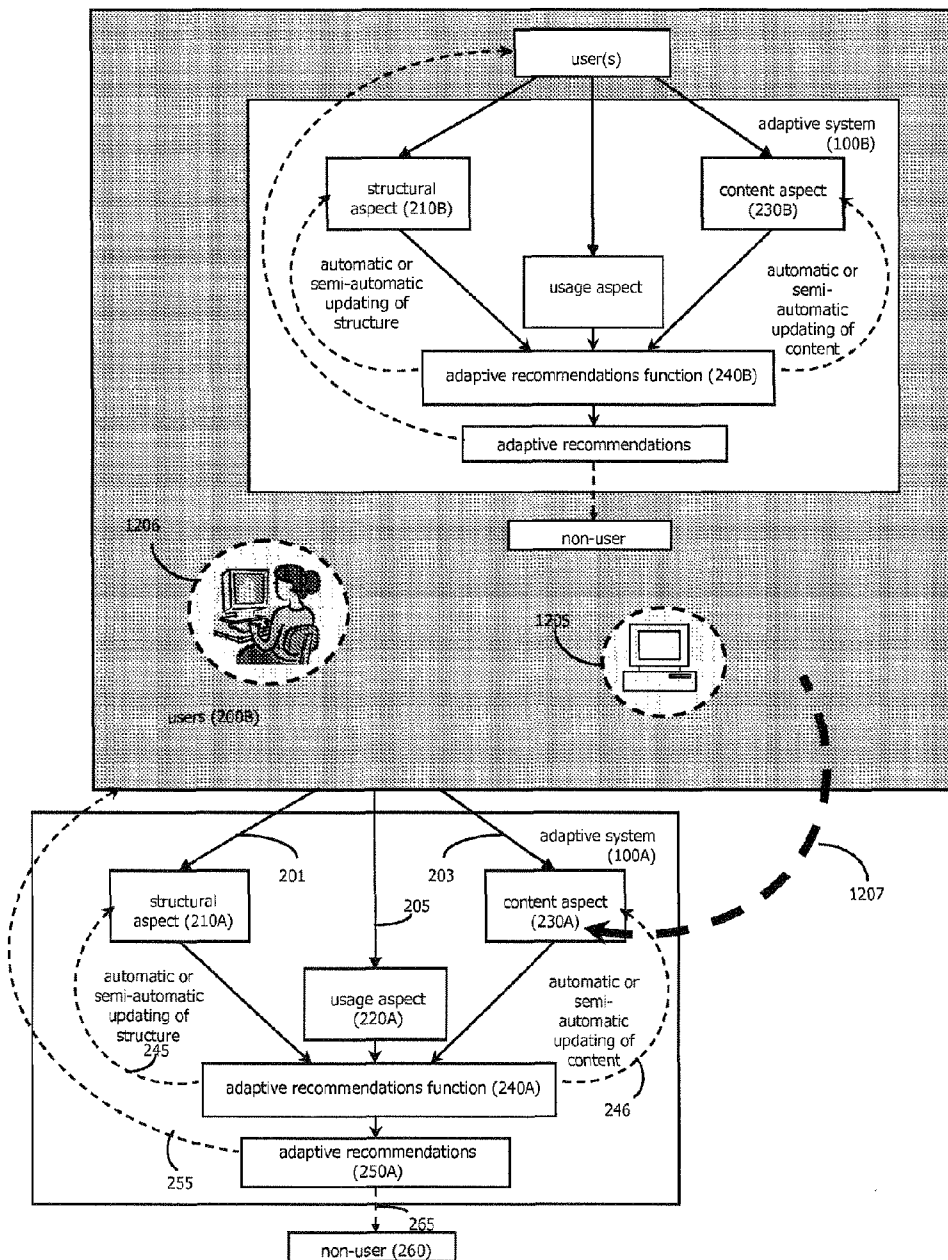


Figure 13A

(prior art)

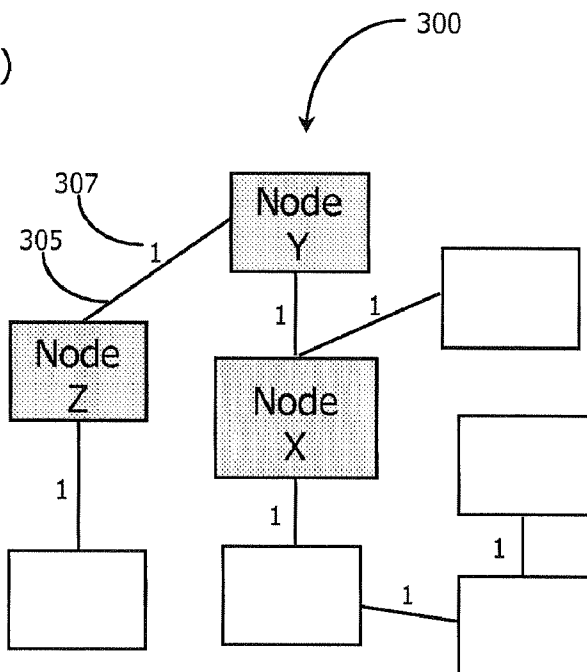


Figure 13B

(prior art)

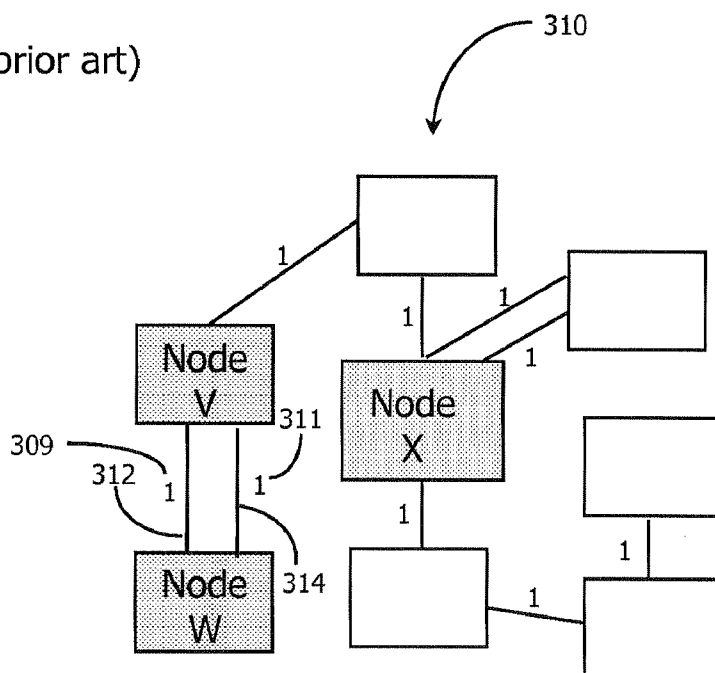


Figure 14A

(prior art)

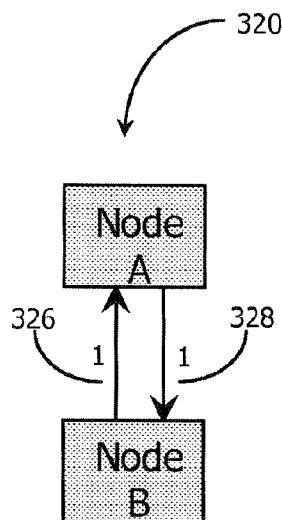
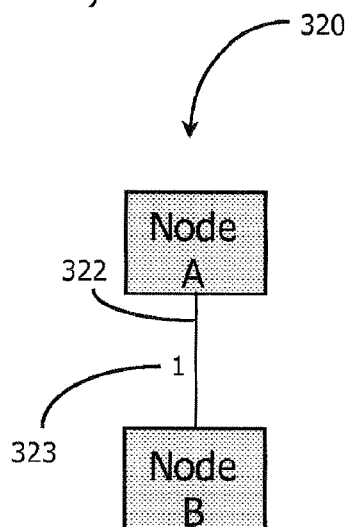


Figure 14B

(prior art)

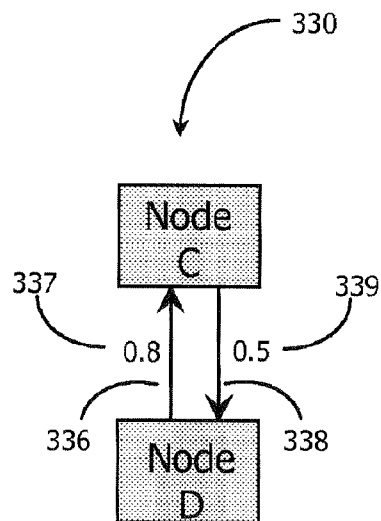
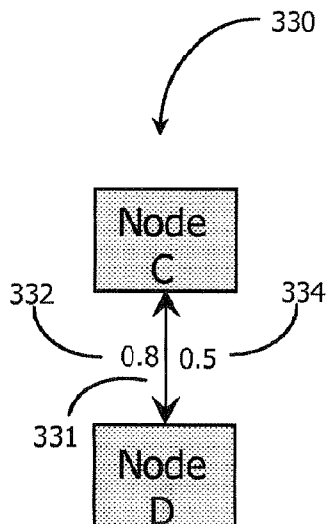


Figure 15A

(prior art)

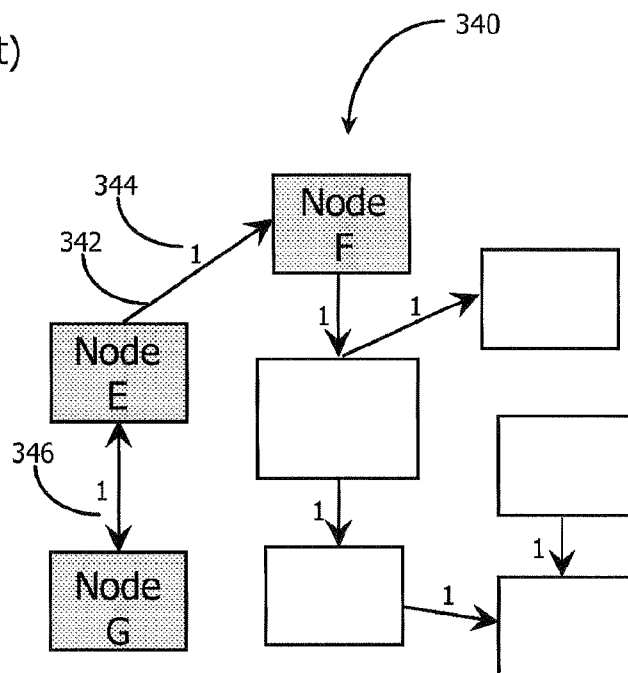


Figure 15B

(prior art)

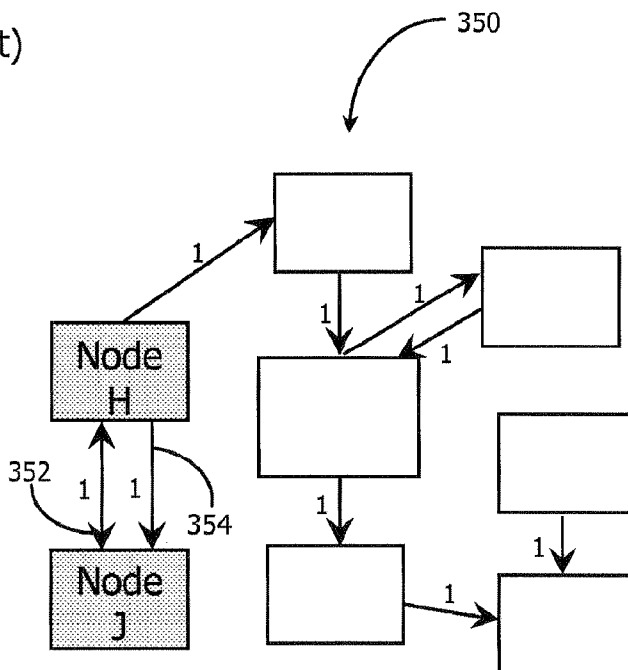


Figure 16A

(prior art)

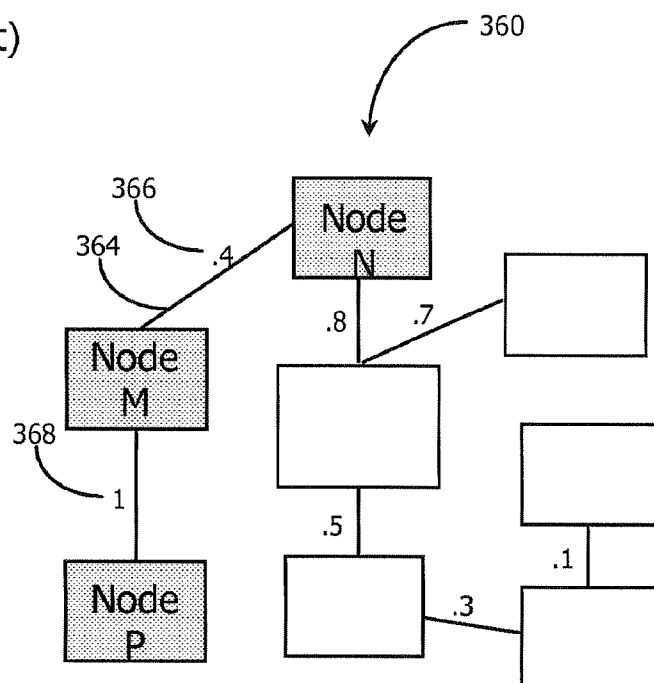


Figure 16B

(prior art)

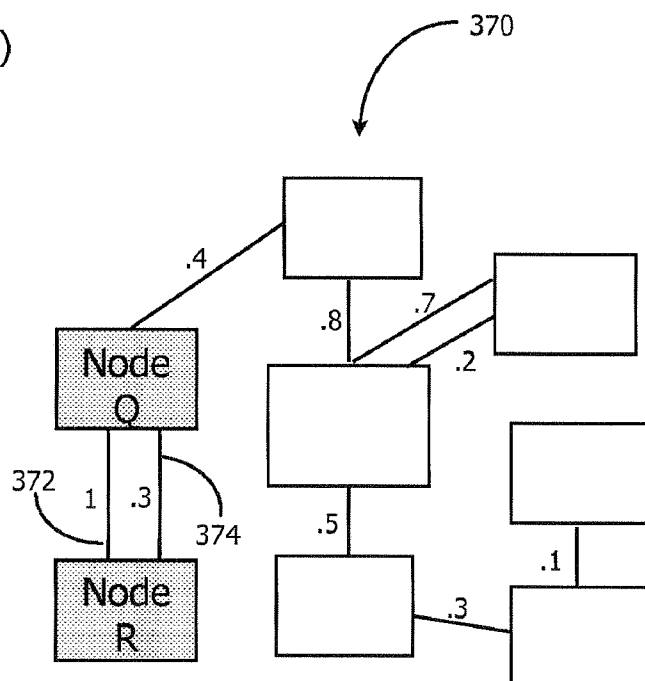


Figure 17A

(prior art)

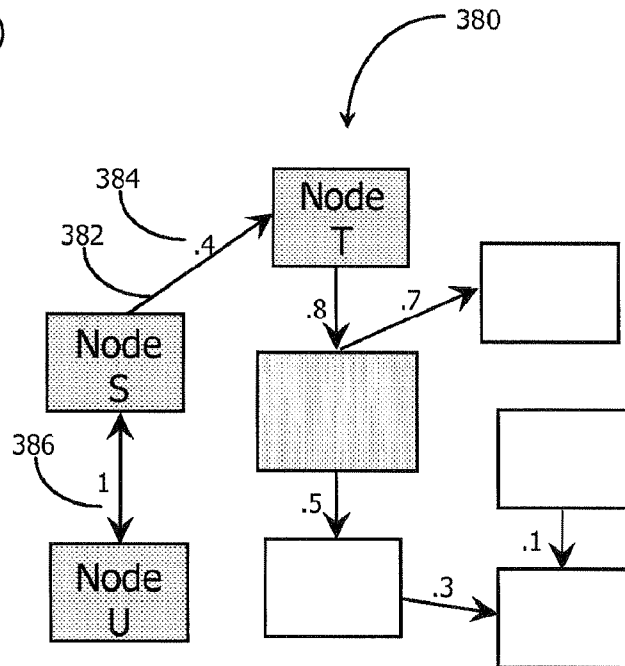


Figure 17B

(prior art)

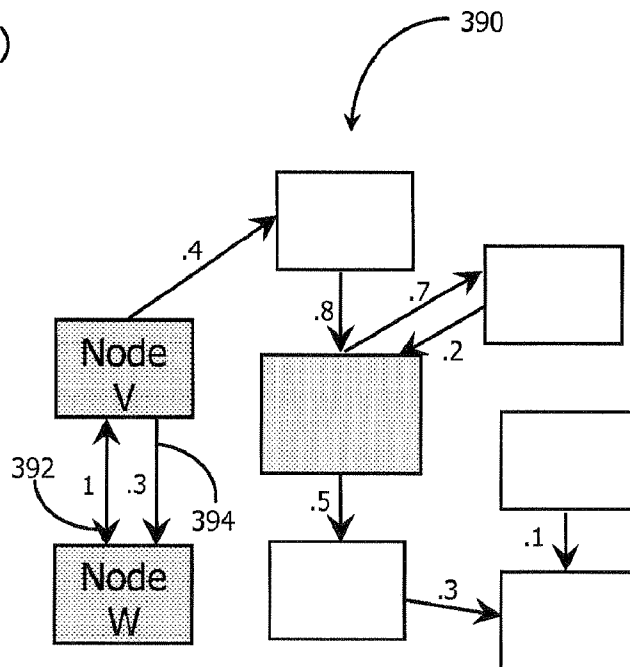


Figure 18

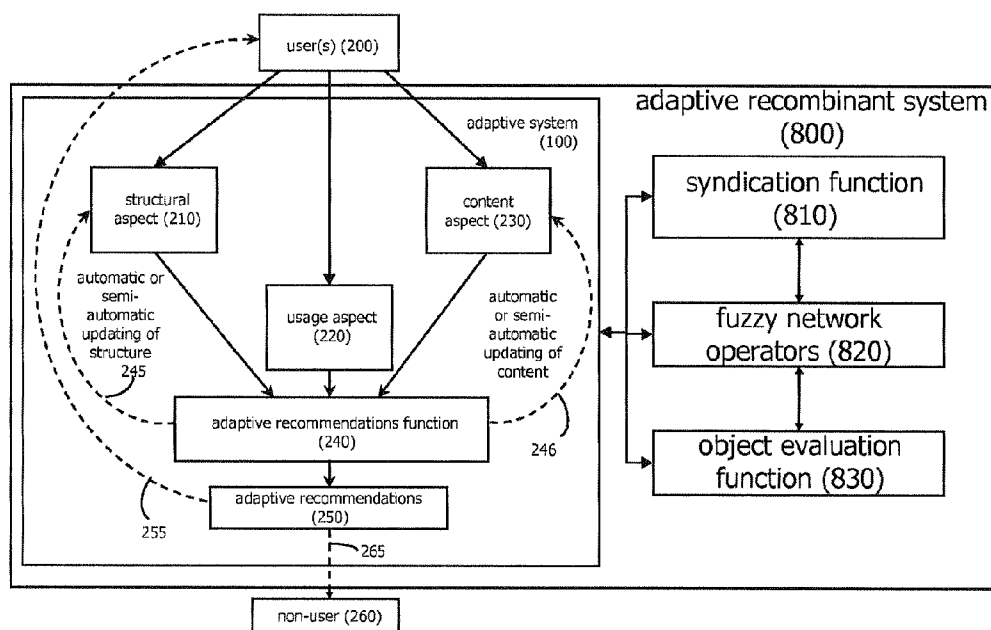


Figure 19

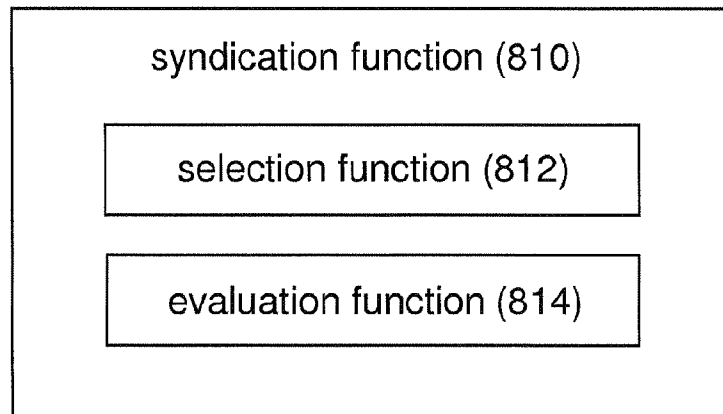


Figure 20

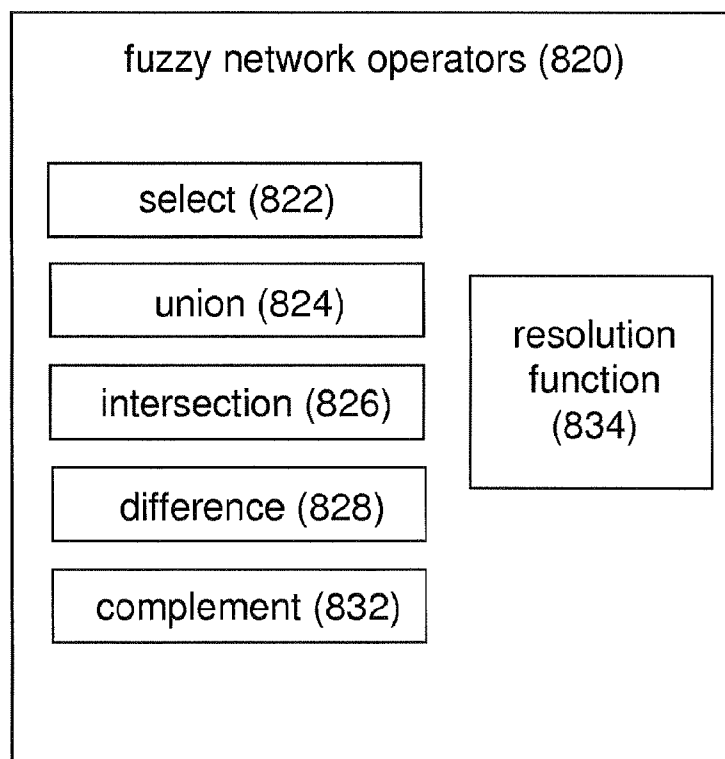


Figure 21
(prior art)

Integer Degrees of Separation

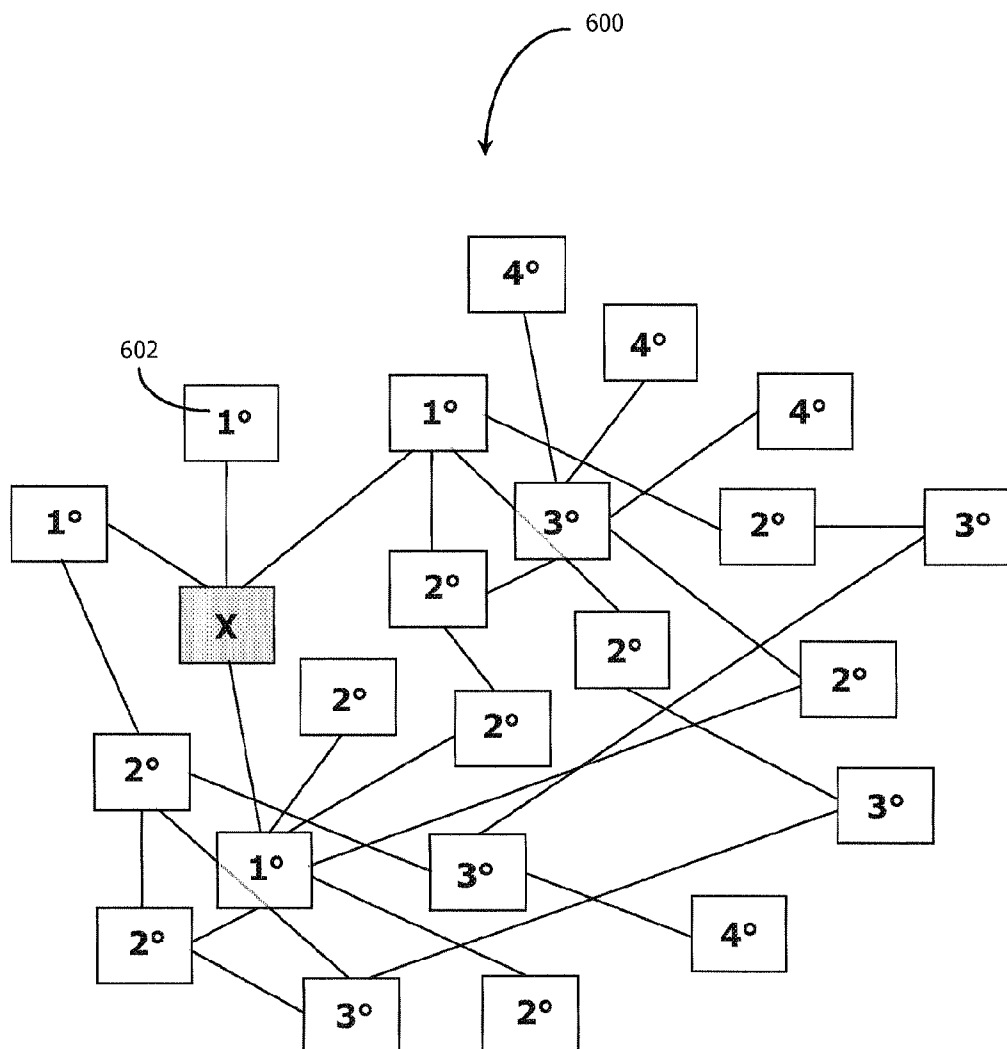


Figure 22

Fractional Degrees of Separation
(Scaling Factor = 0.5)

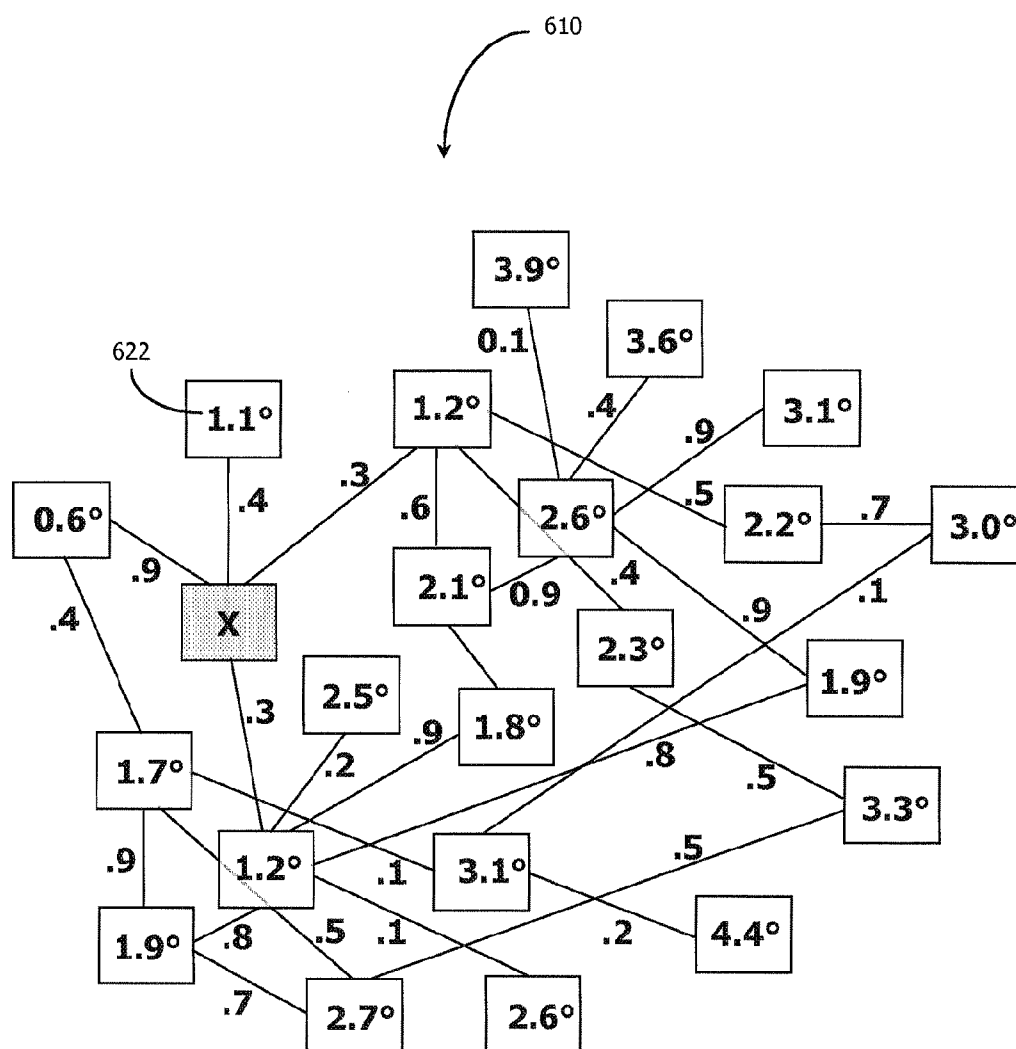


Figure 23

(prior art)

Network Subset
(Node X + 2 degrees of separation)

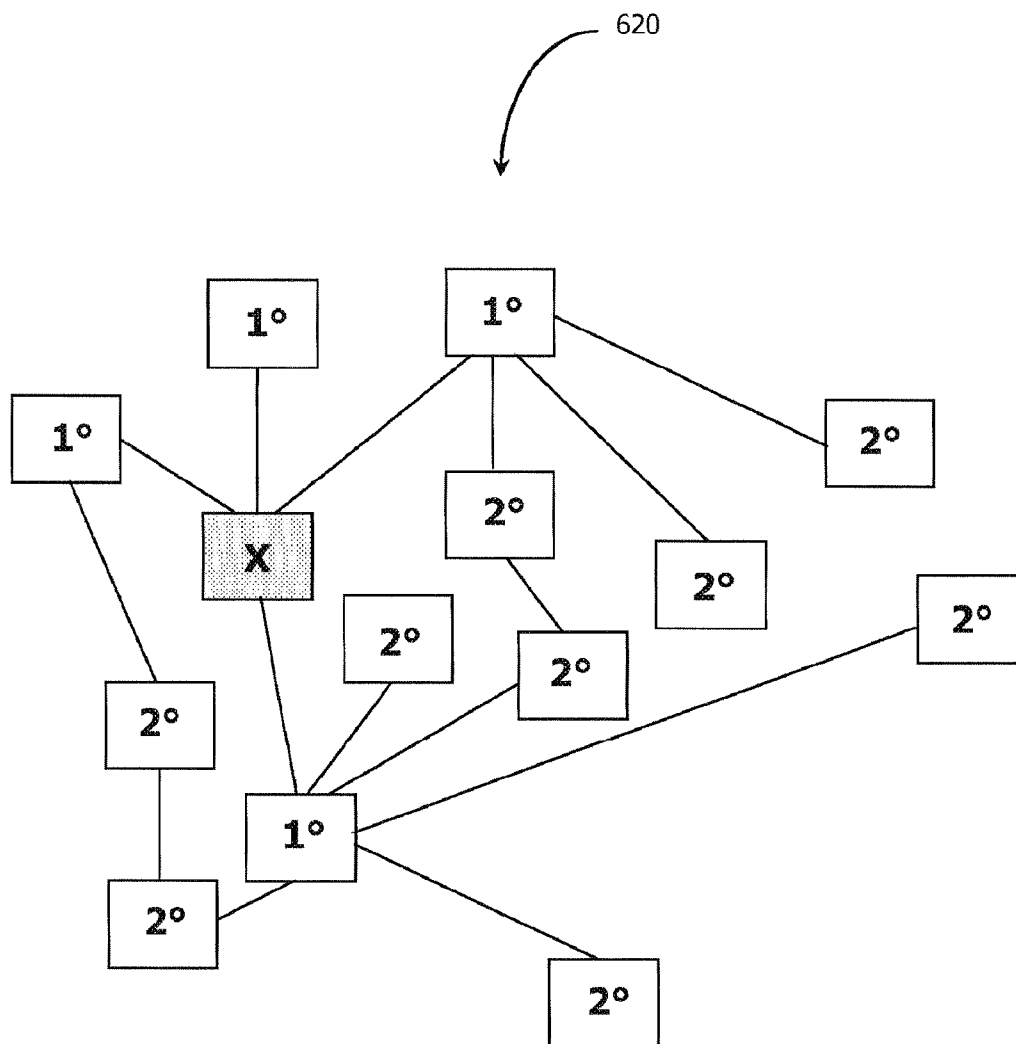


Figure 24

Network Subset
(Node X + 2.5 FREES)

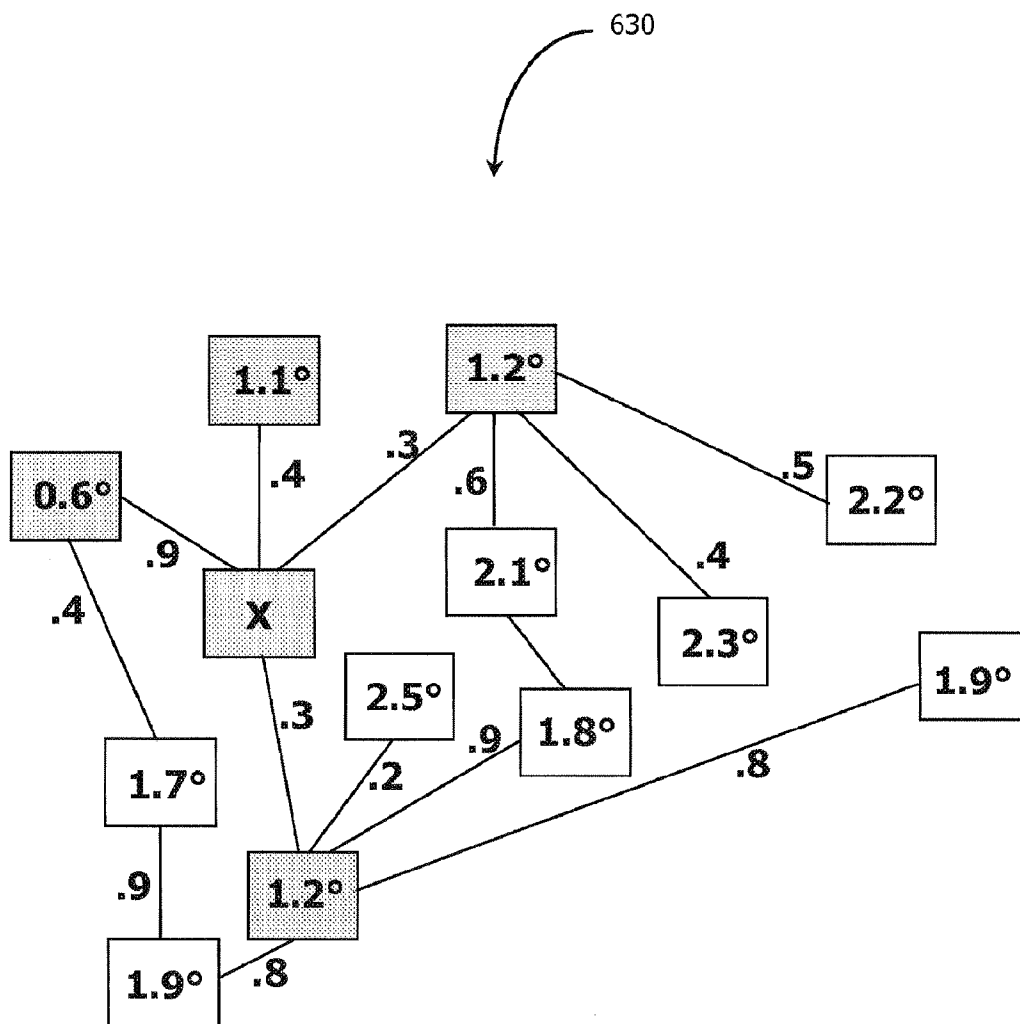


Figure 25

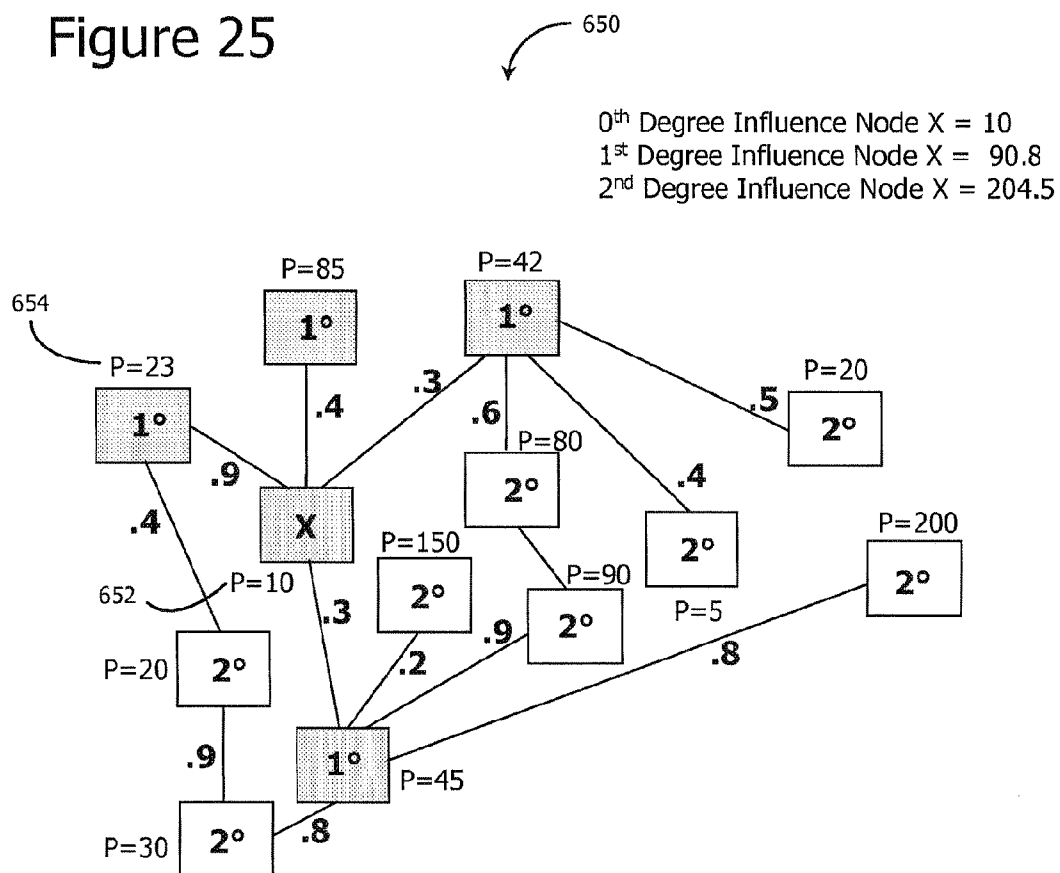


Figure 26

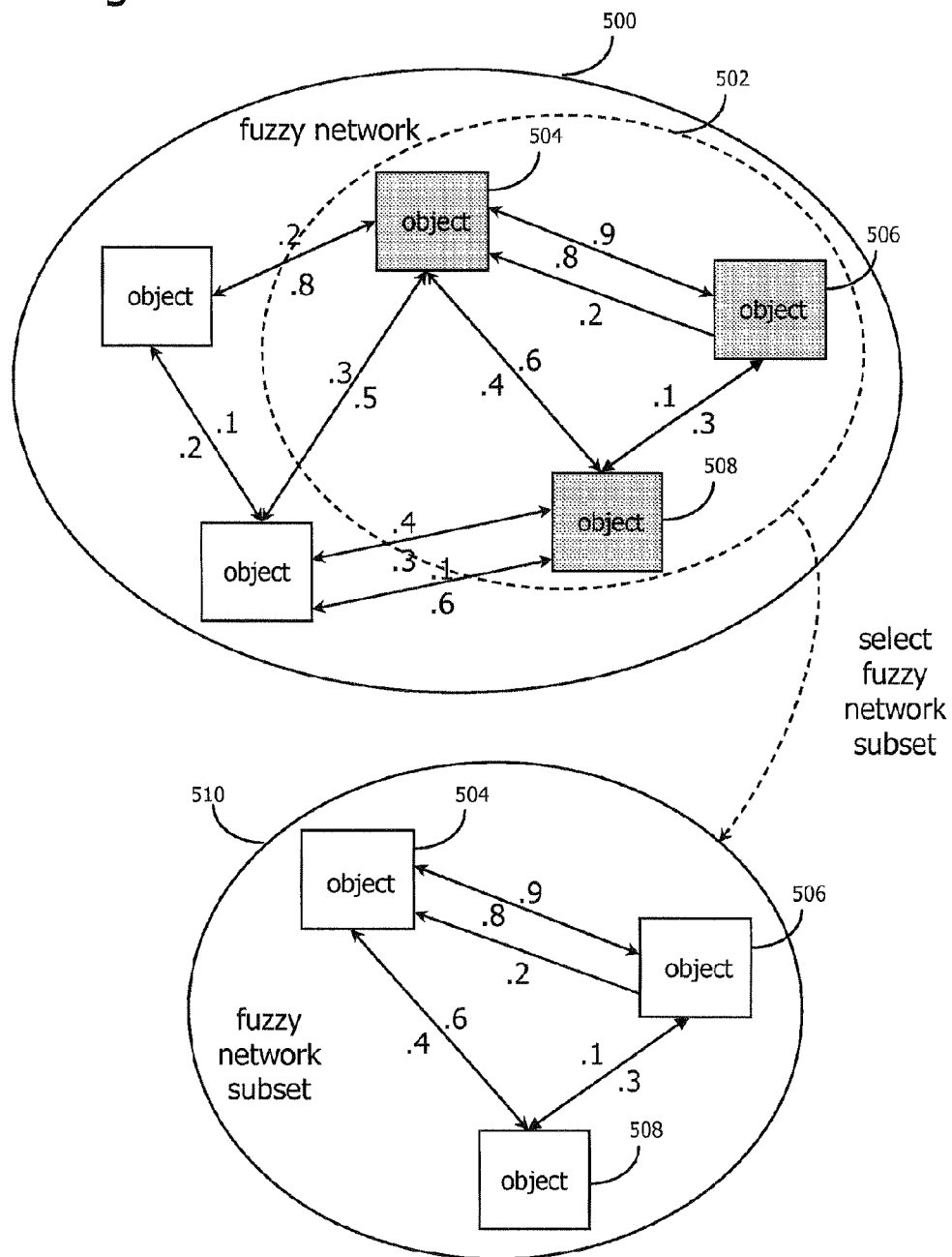


Figure 27

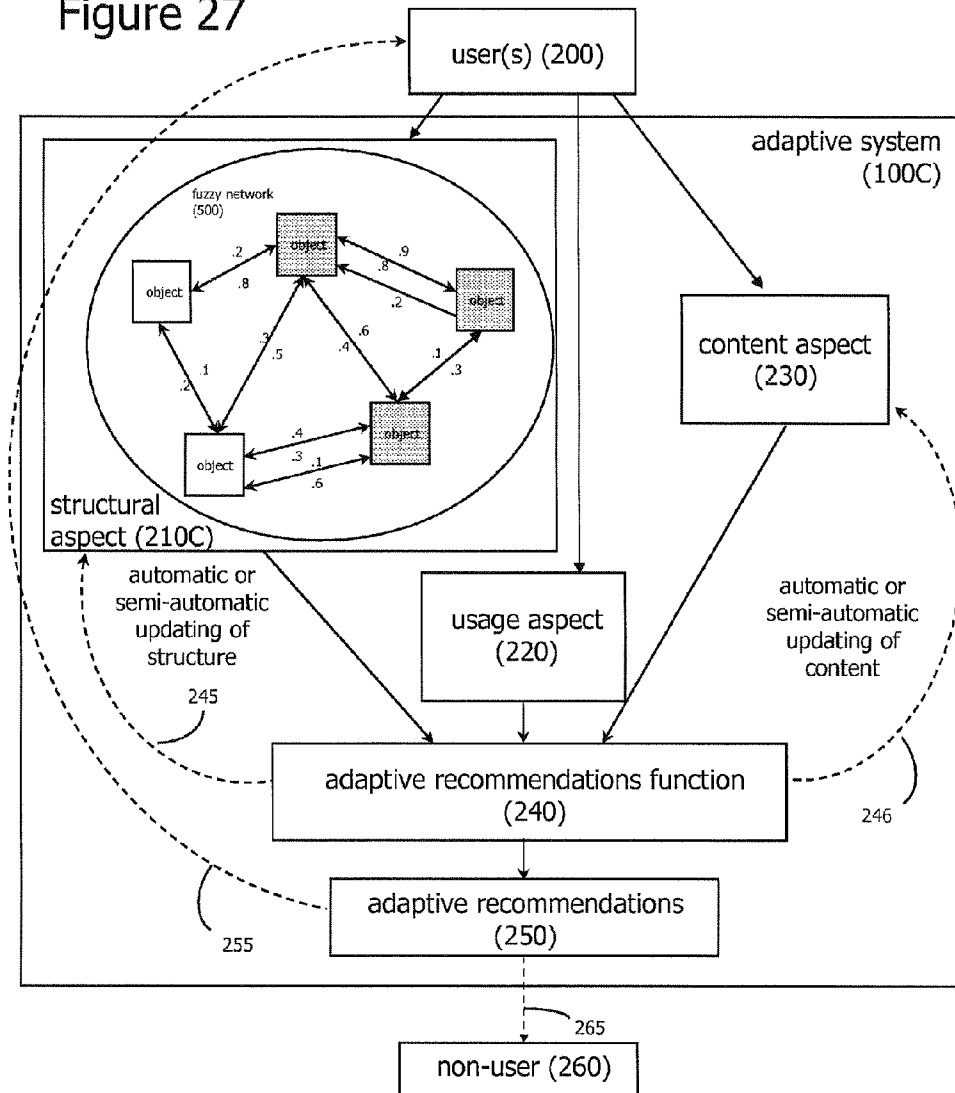


Figure 28

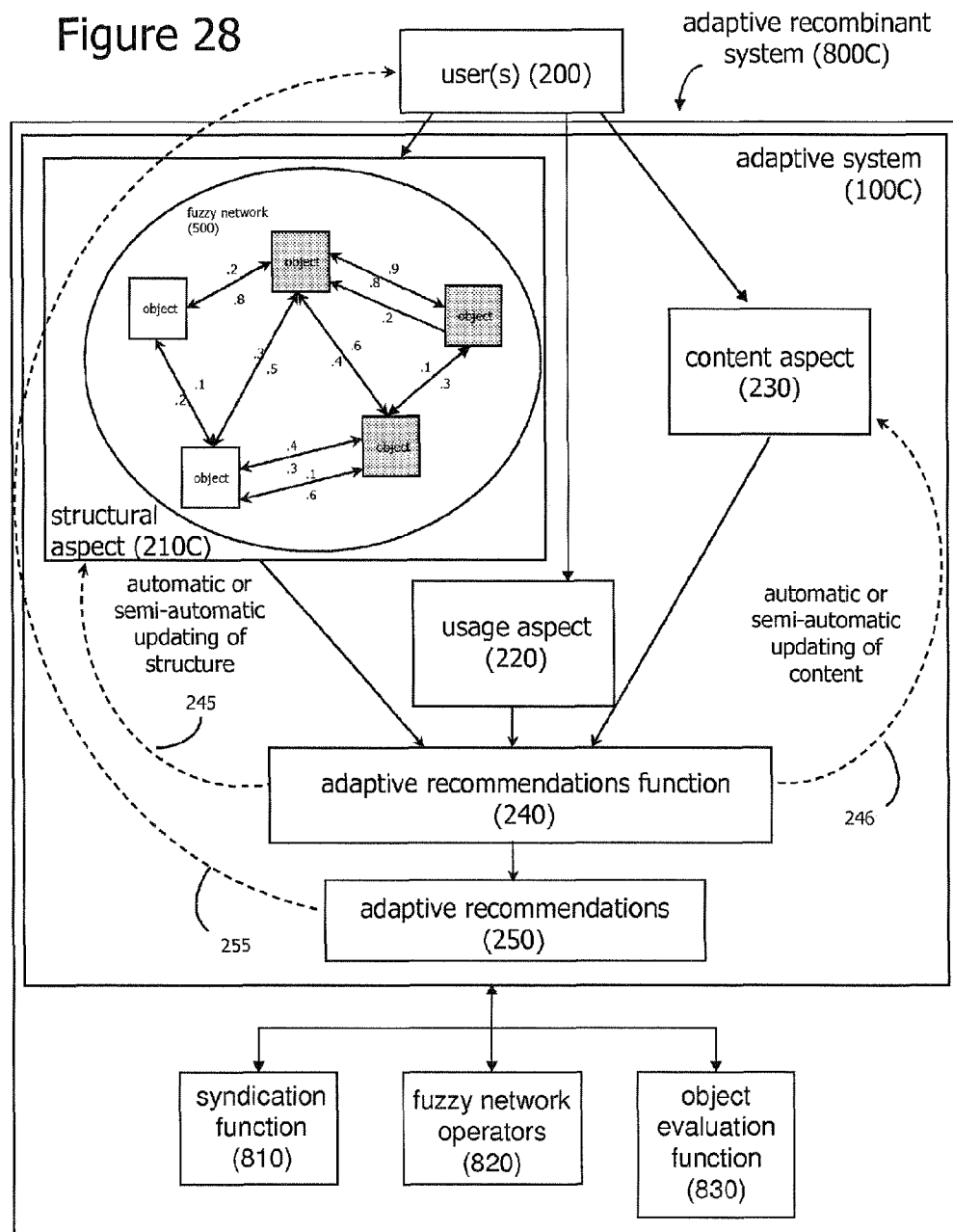


Figure 29

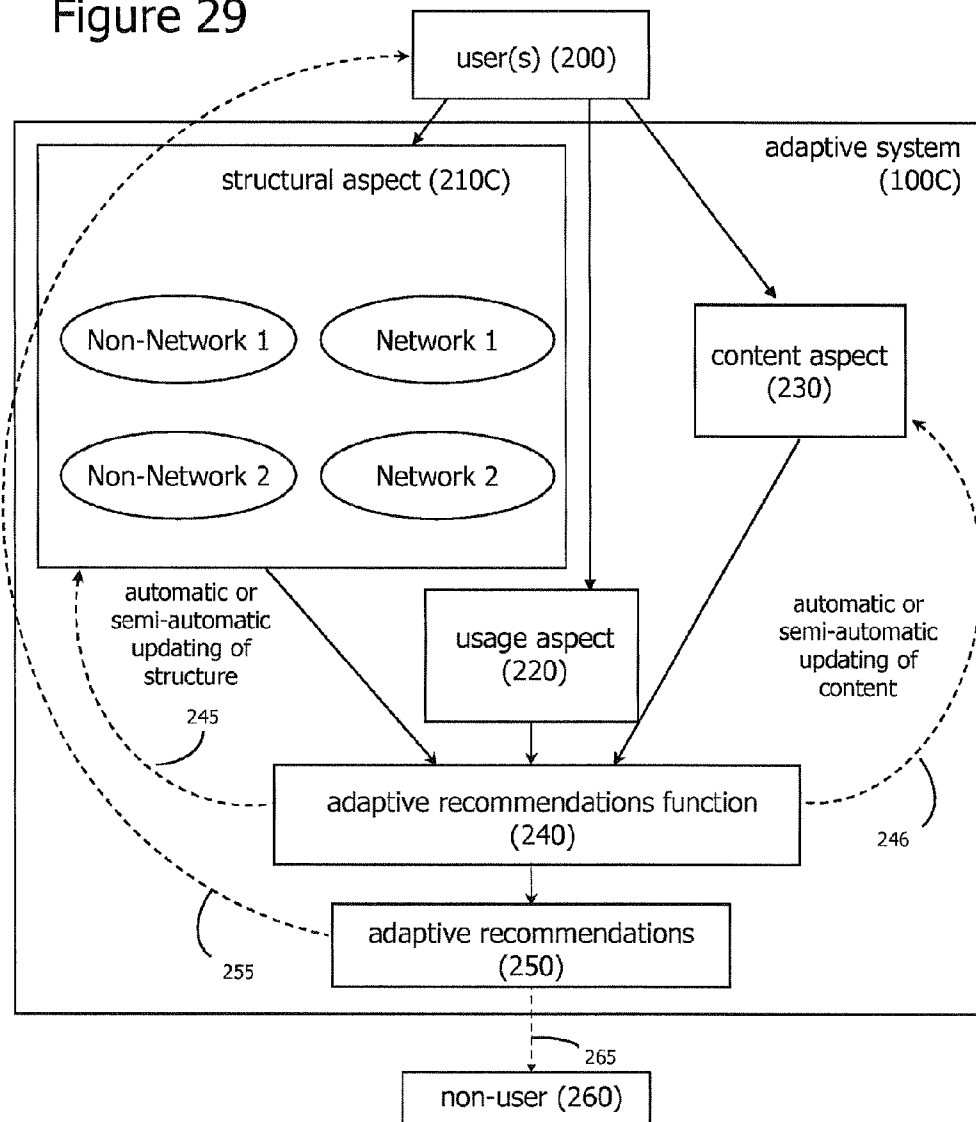


Figure 30

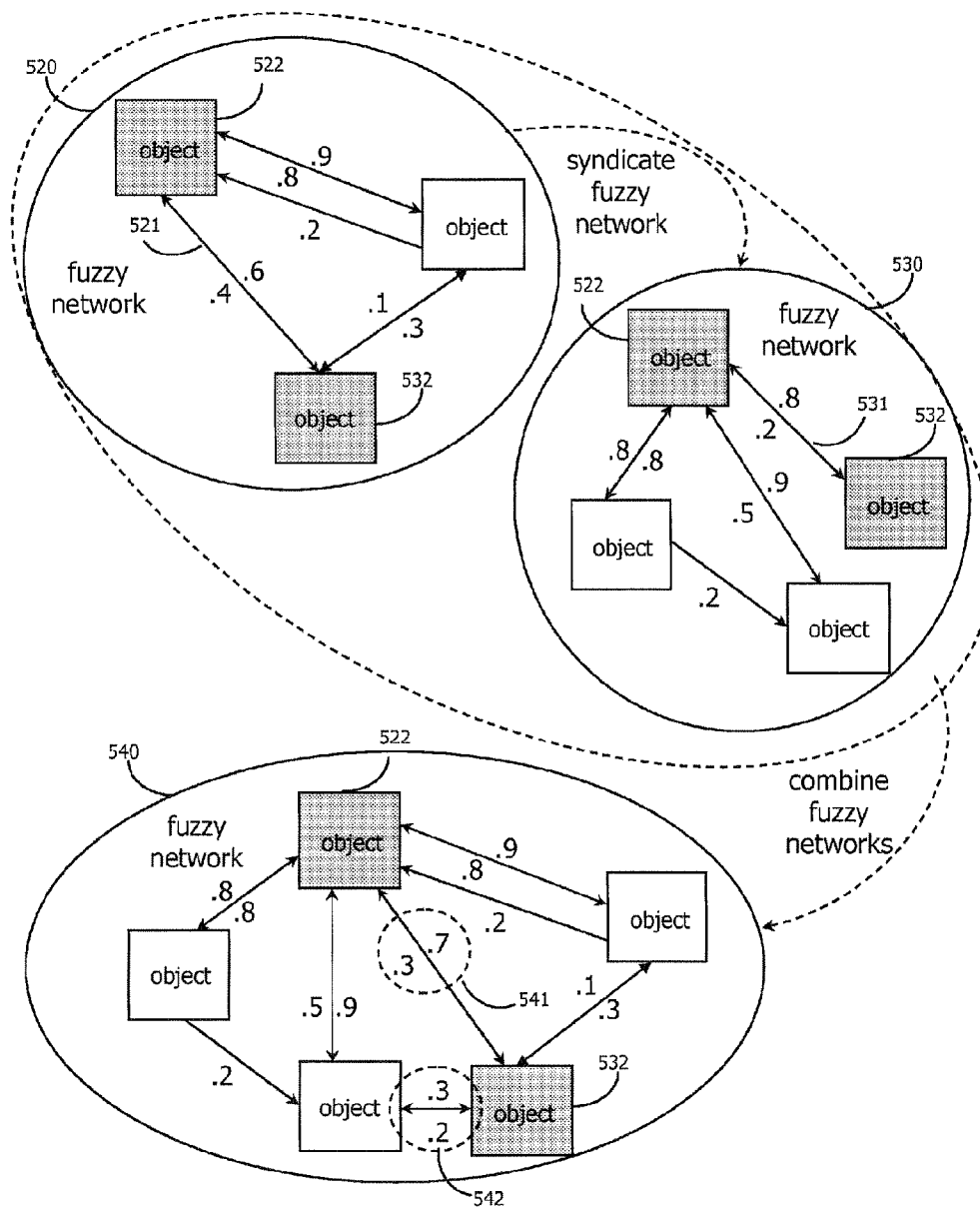


Figure 31A

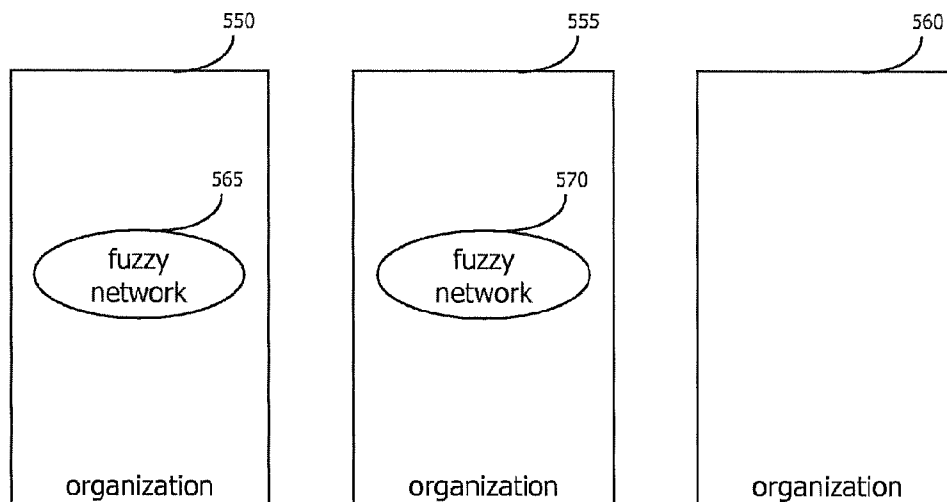


Figure 31B

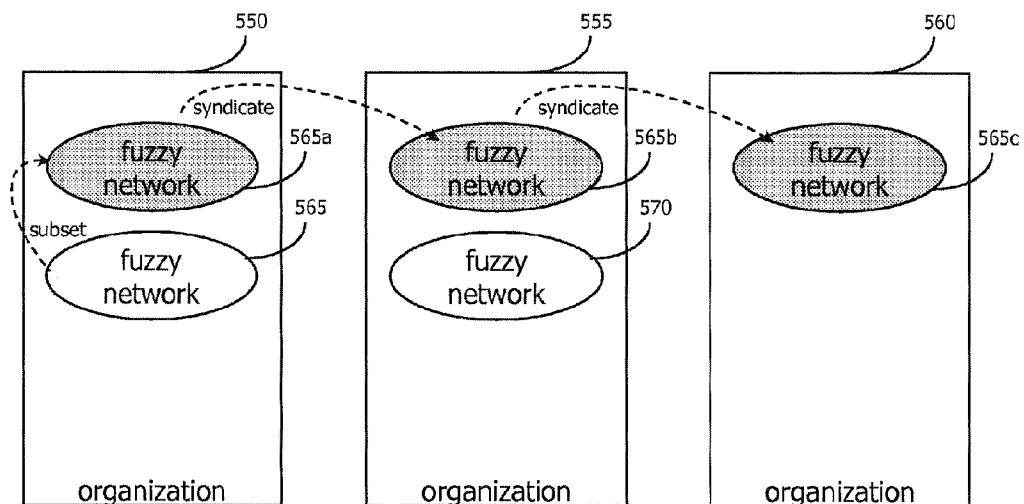


Figure 31C

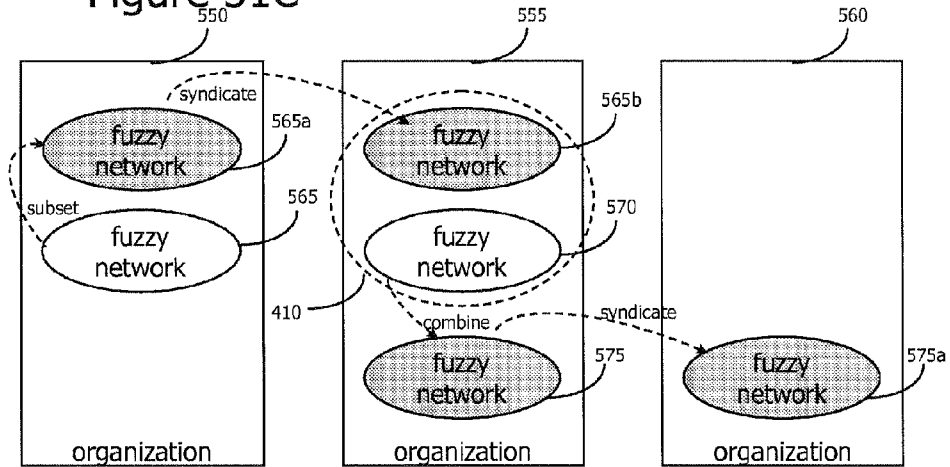


Figure 31D

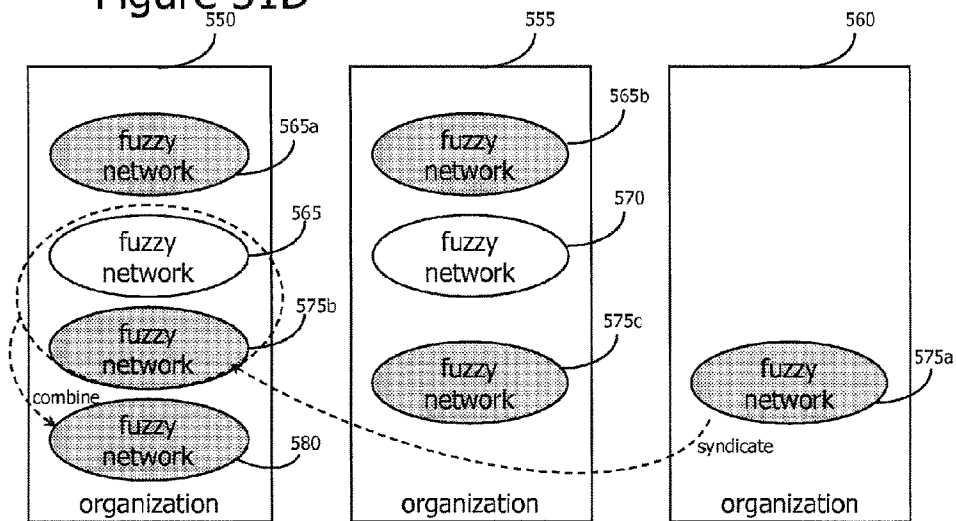


Figure 32

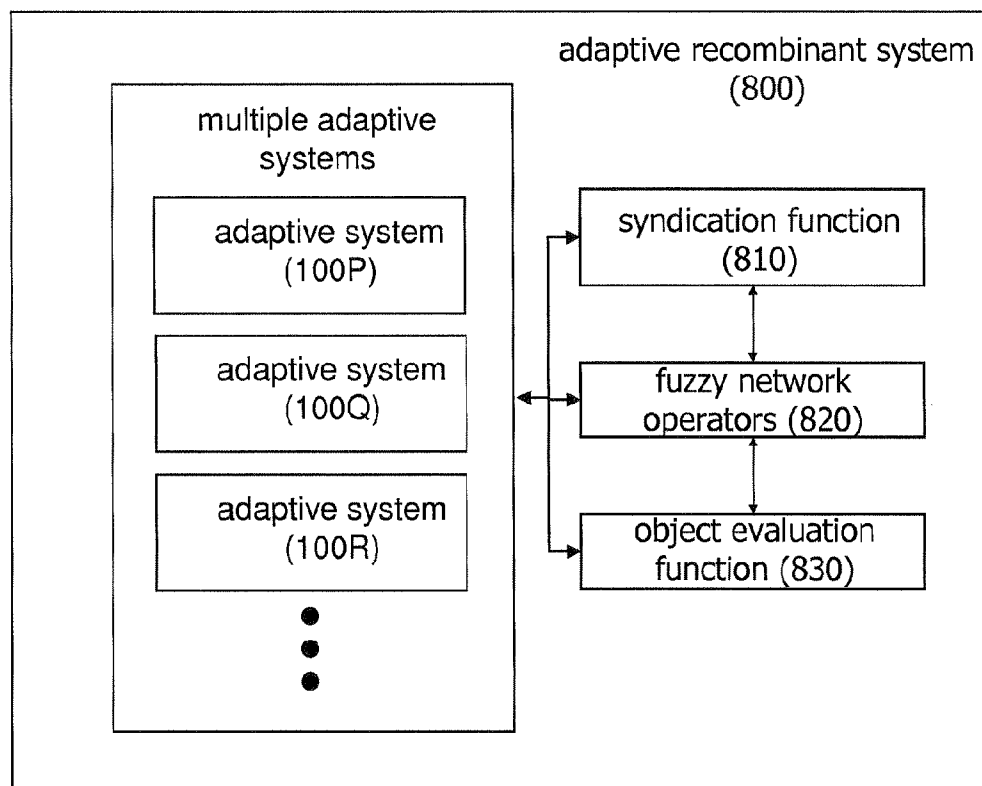


Figure 33

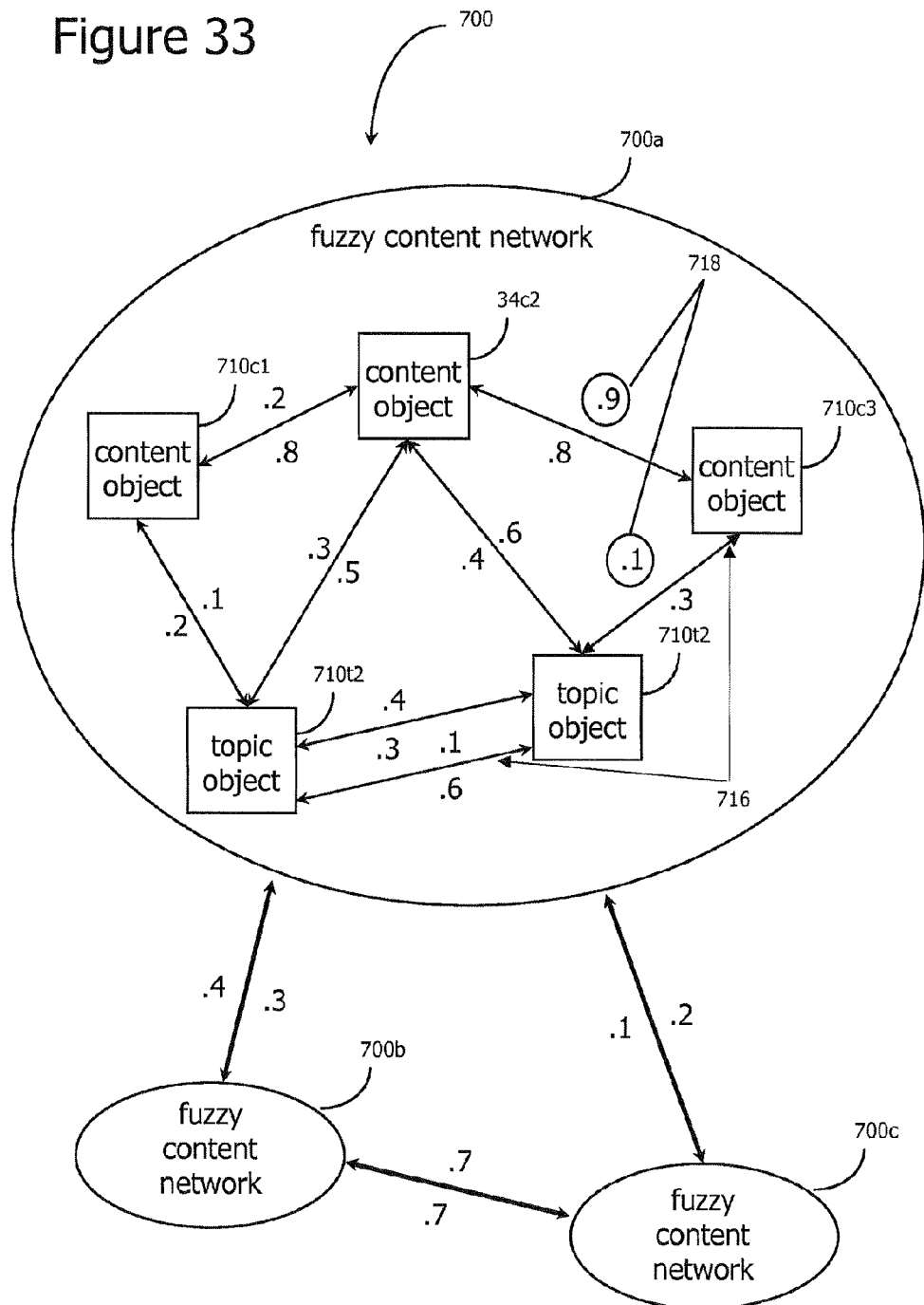


Figure 34A

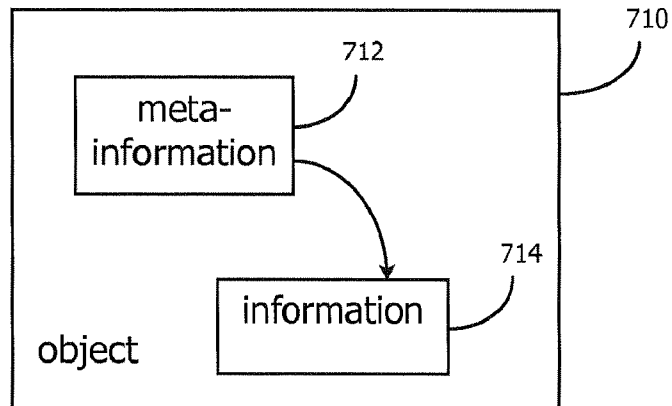


Figure 34B

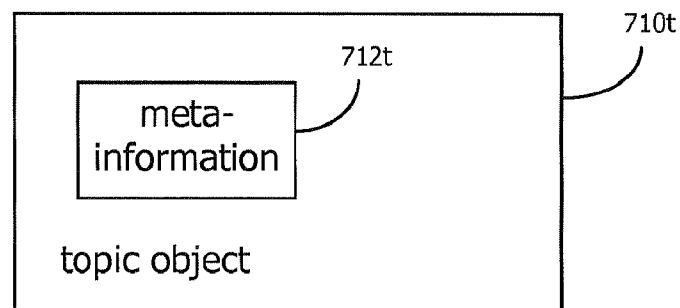


Figure 34C

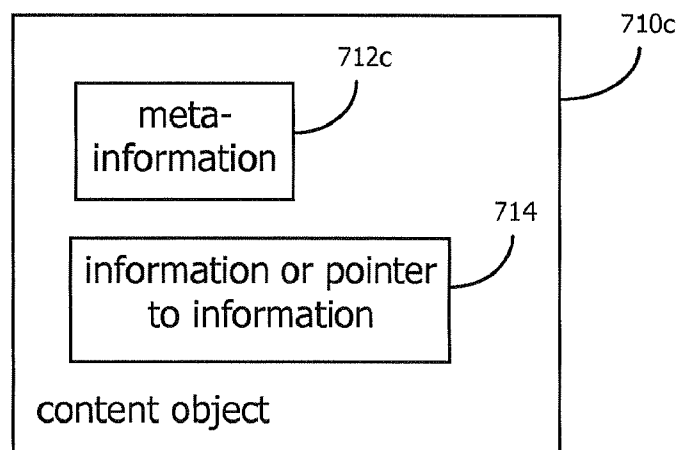


Figure 35

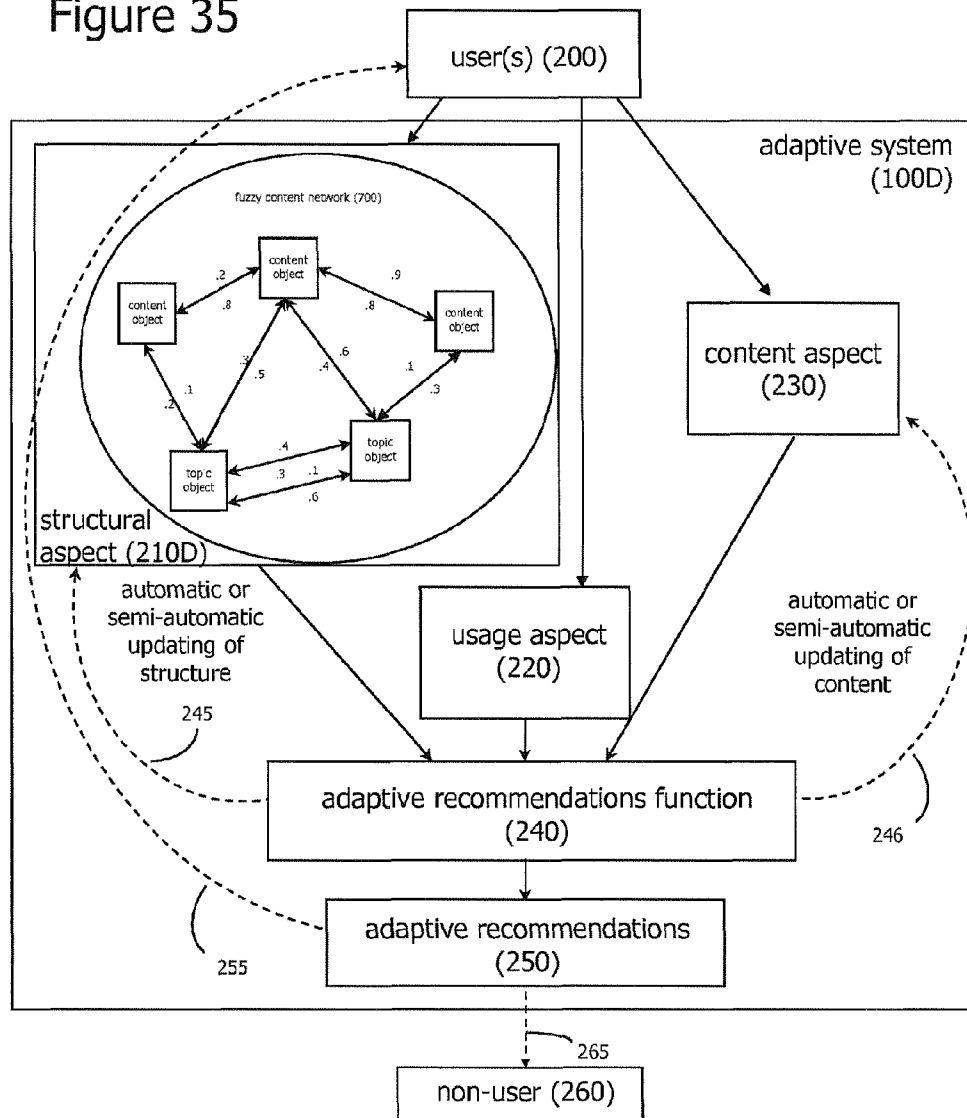


Figure 36

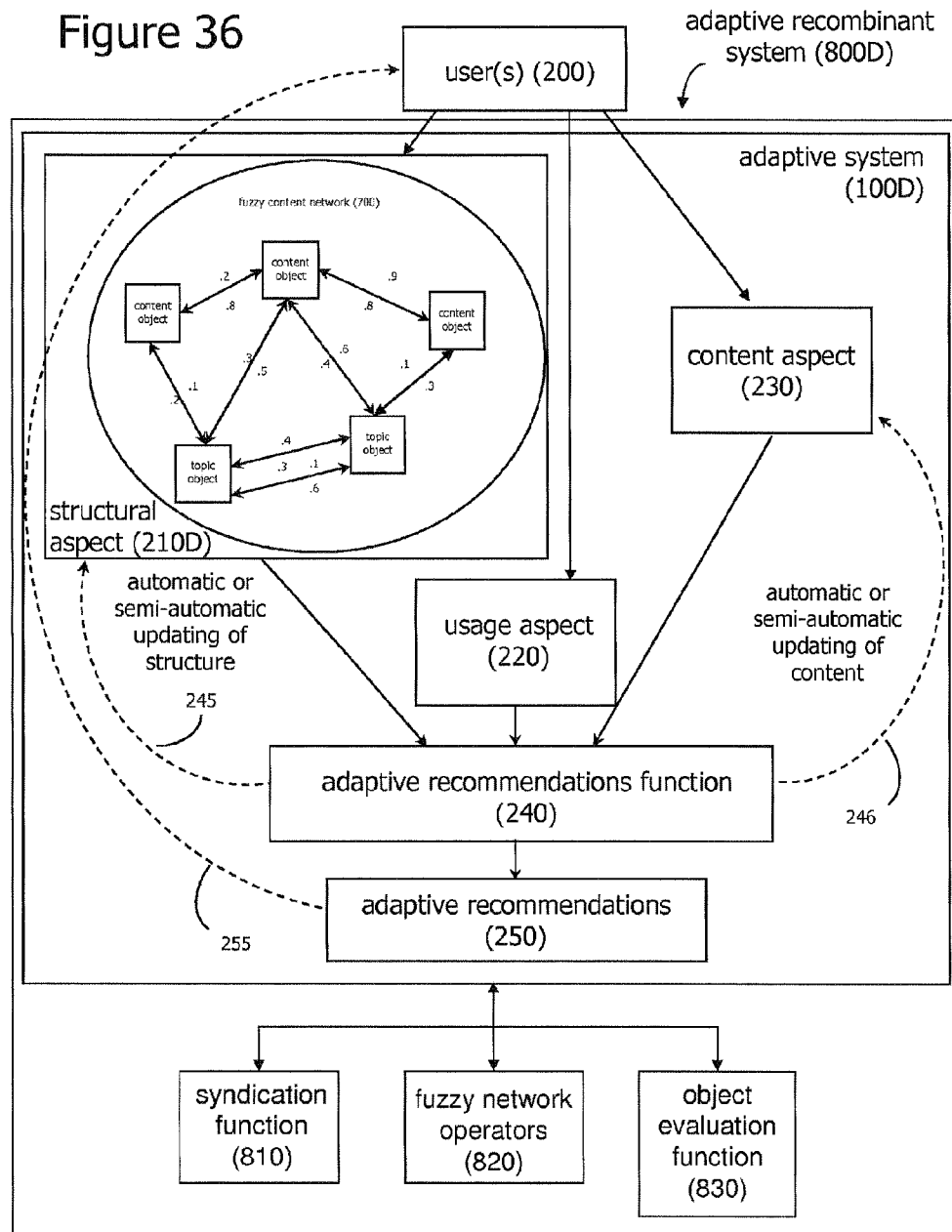


Figure 37

FREES Structure of Extended Fuzzy Objects

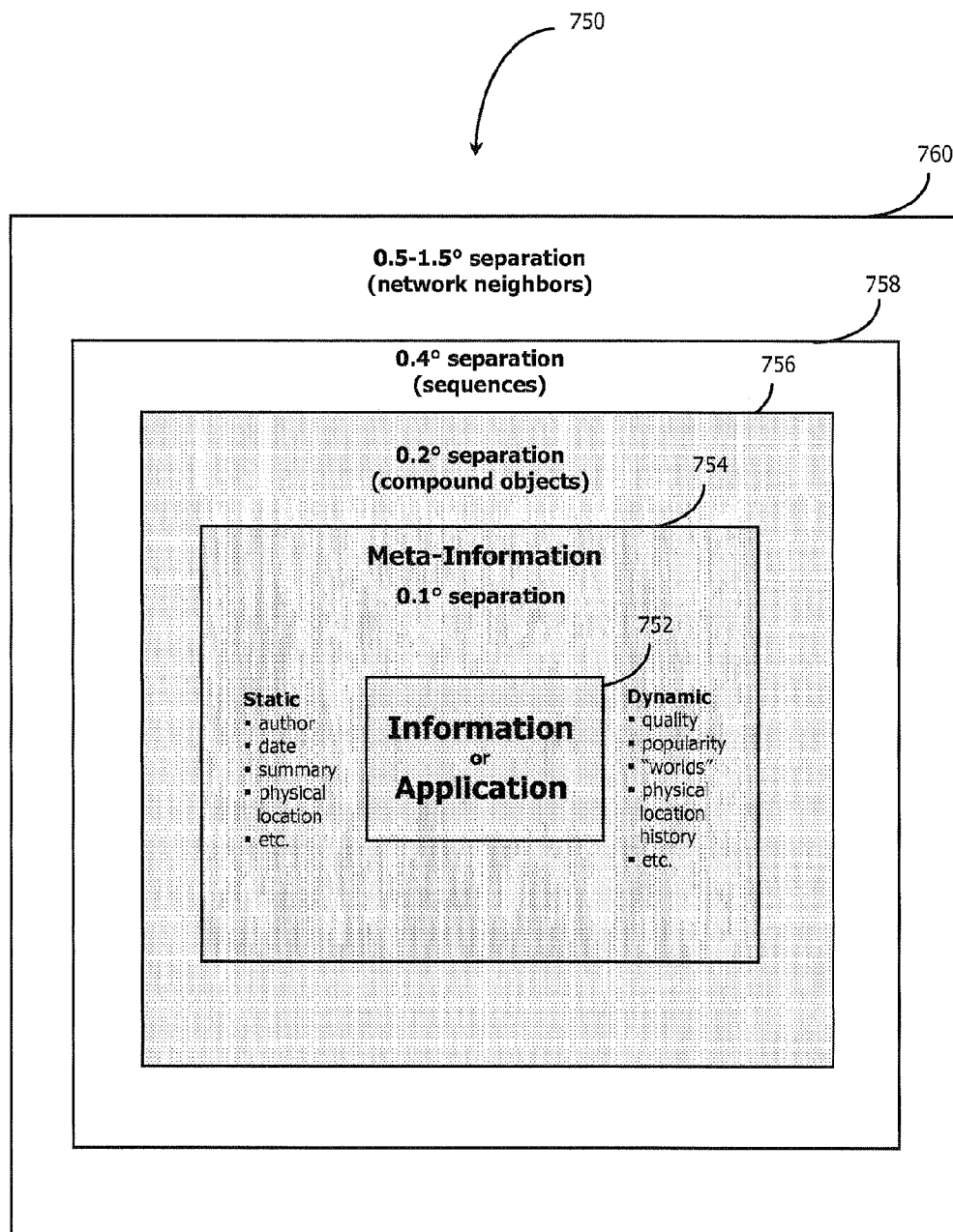


Figure 38

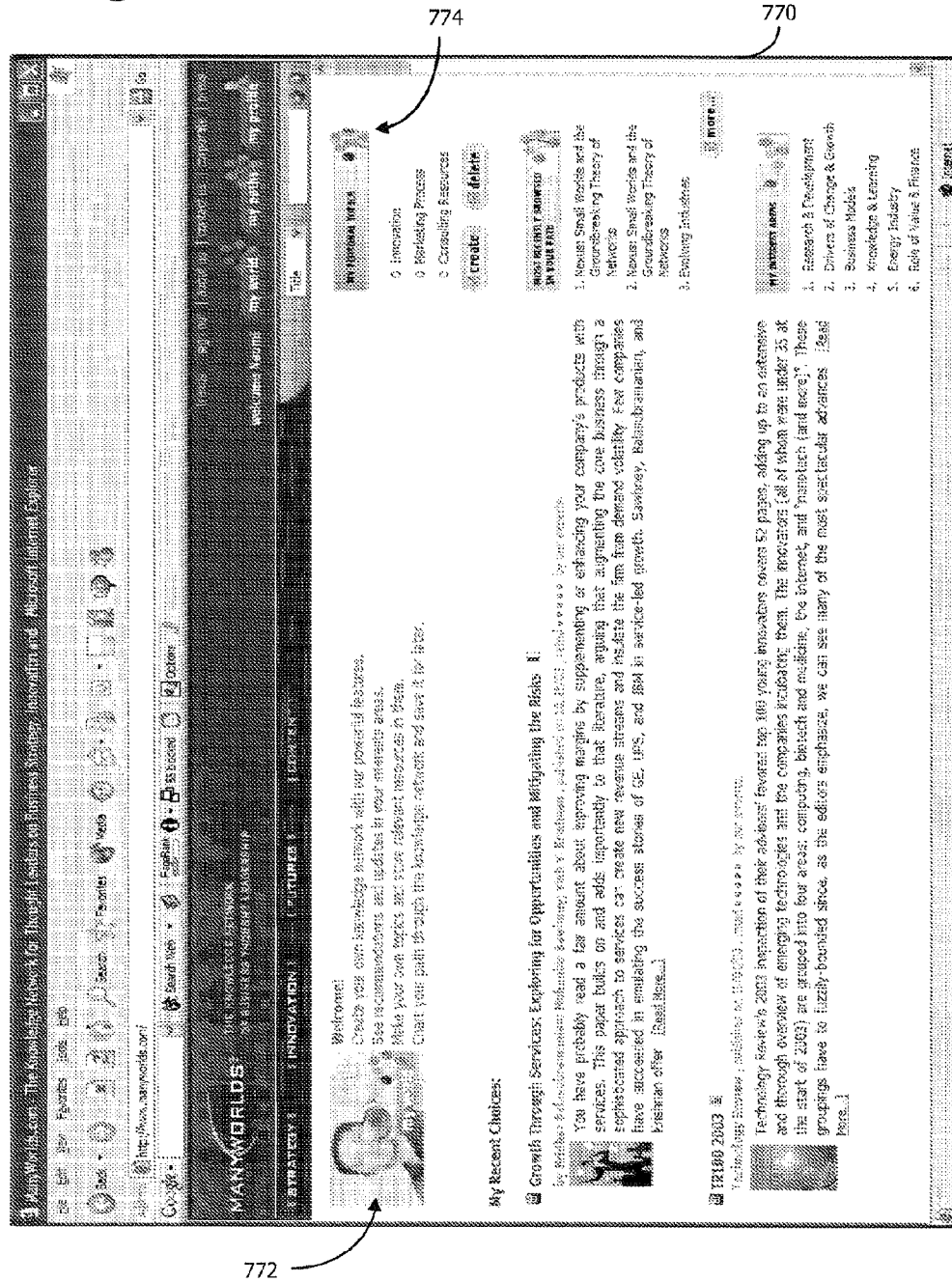


Figure 39

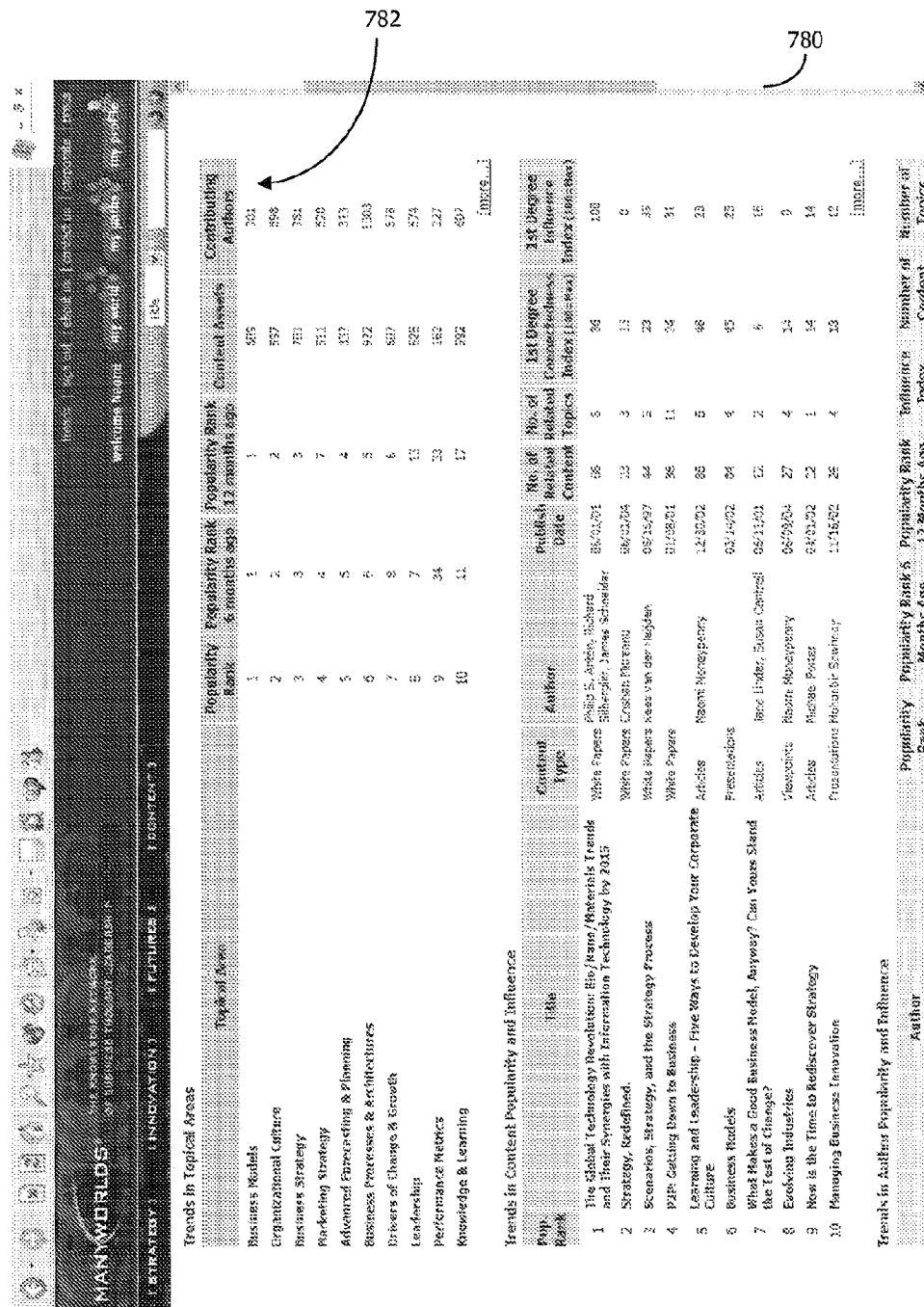


Figure 40

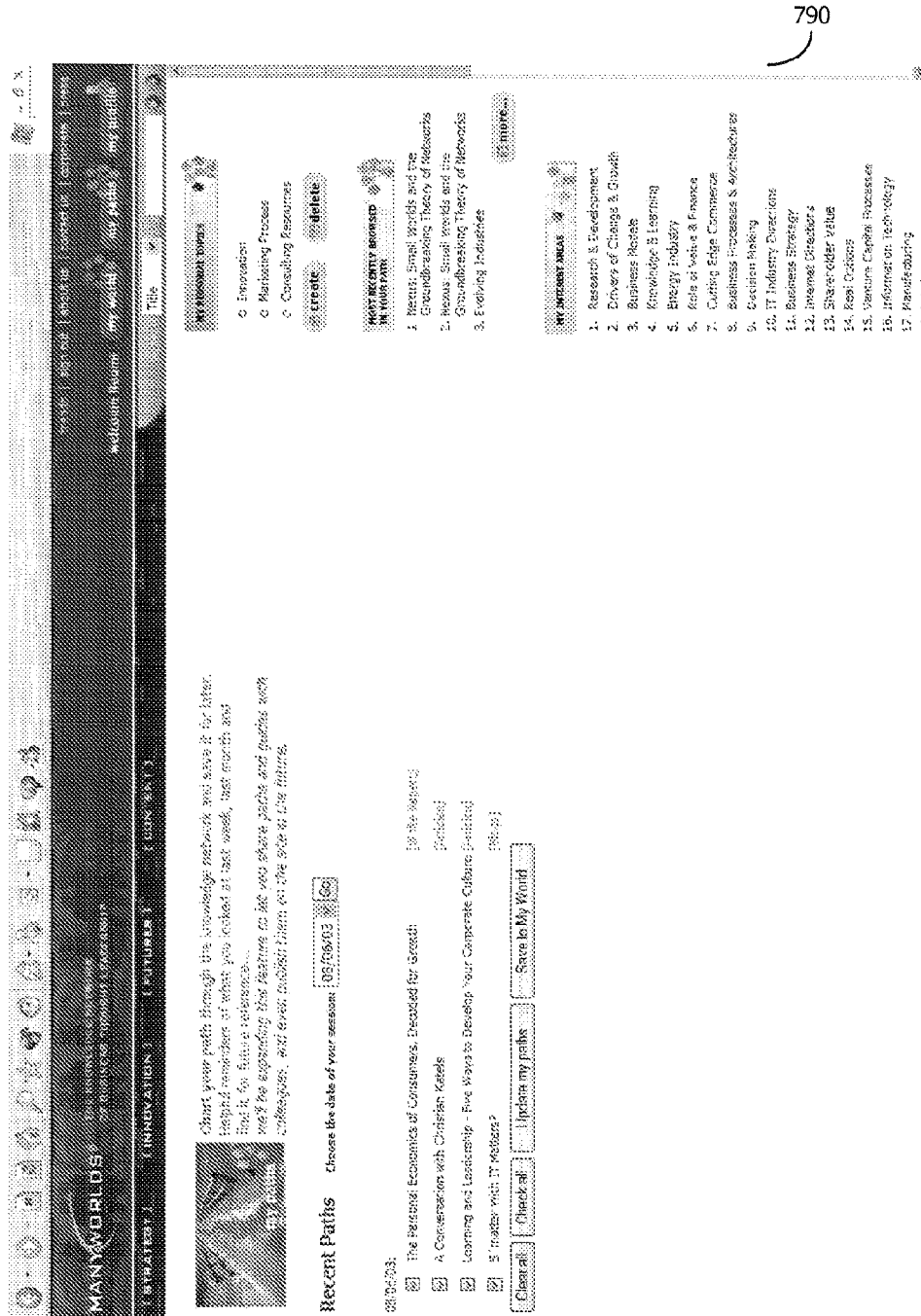


Figure 41

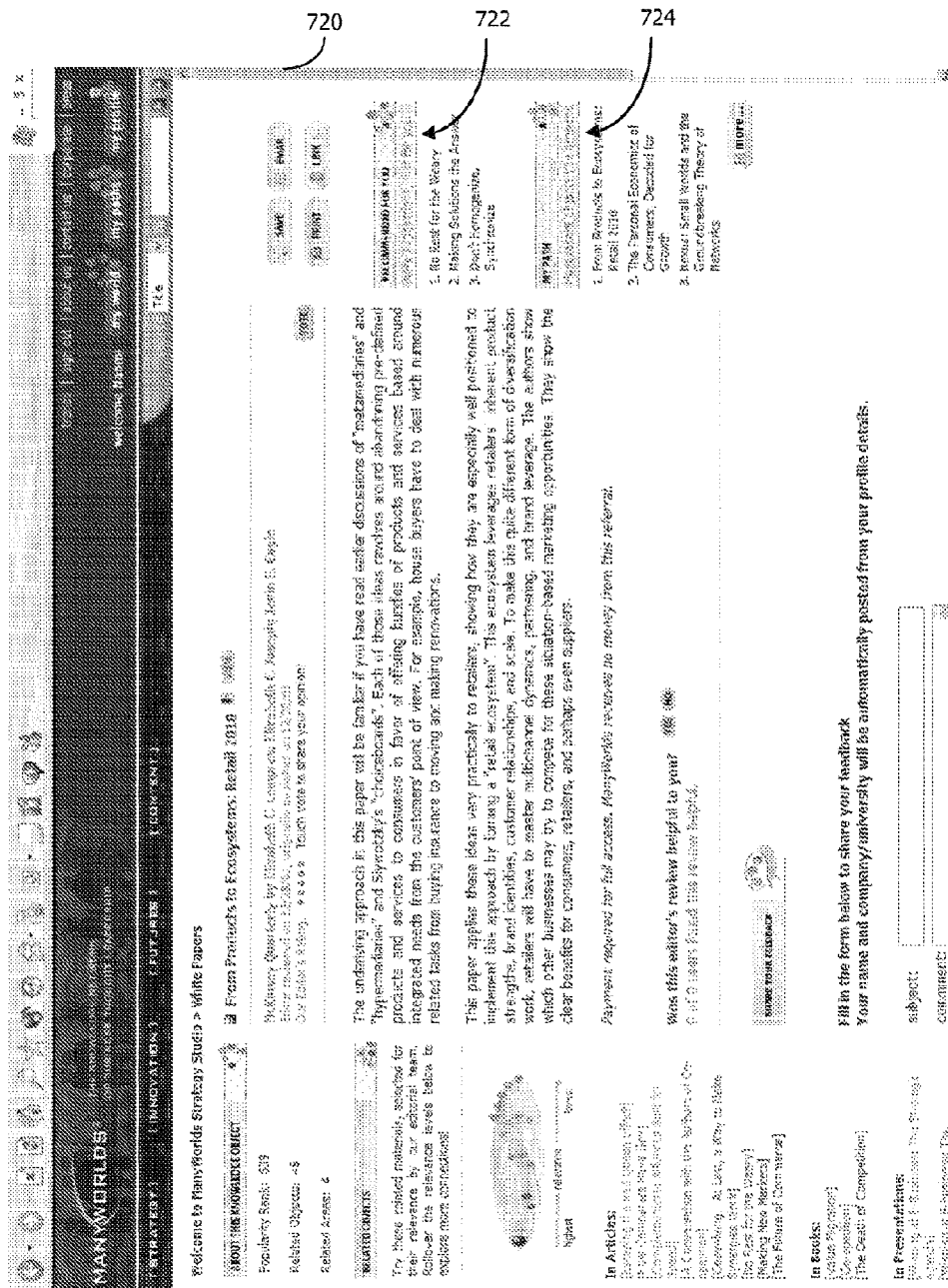


Figure 42

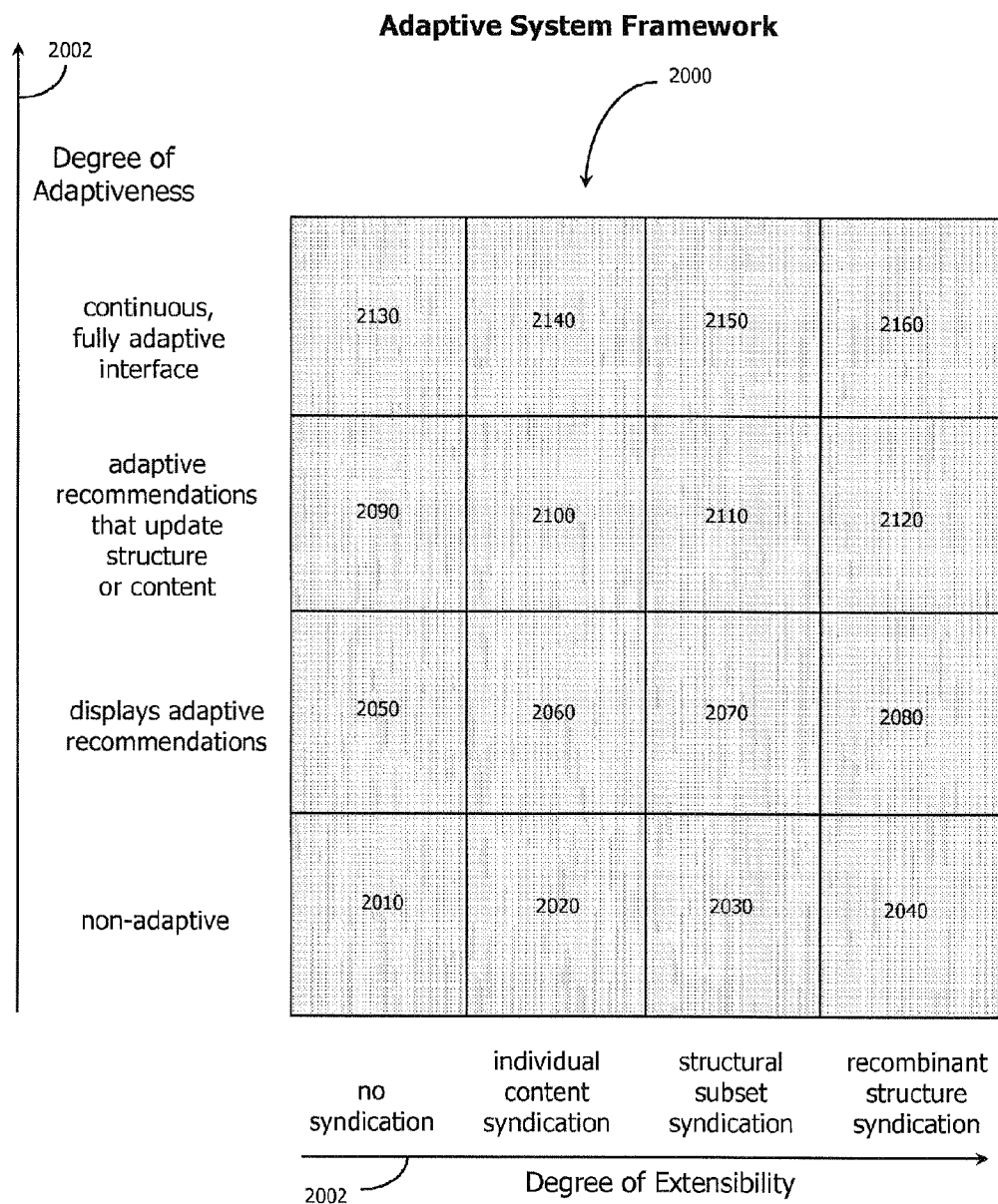


Figure 43

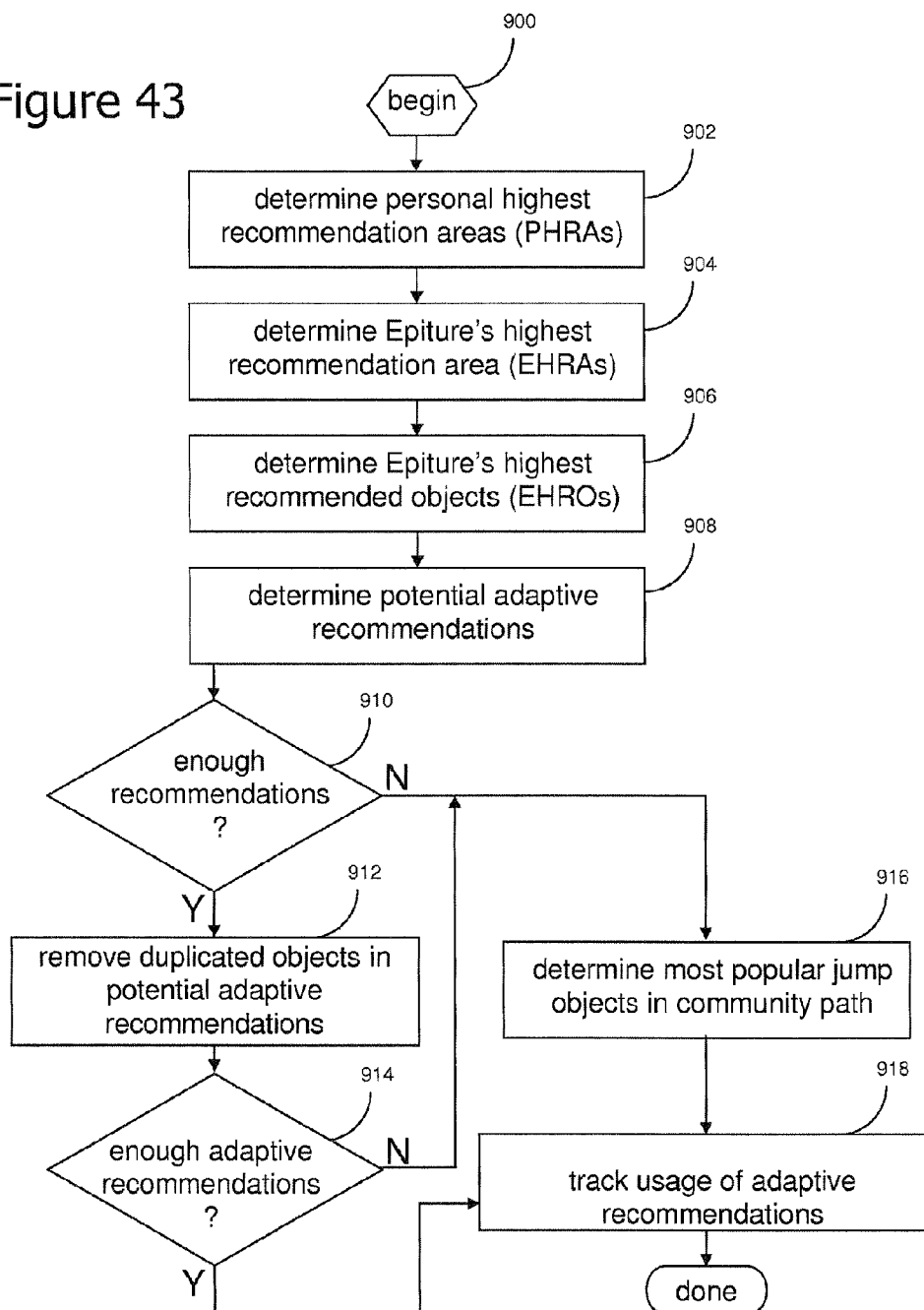


Figure 44A

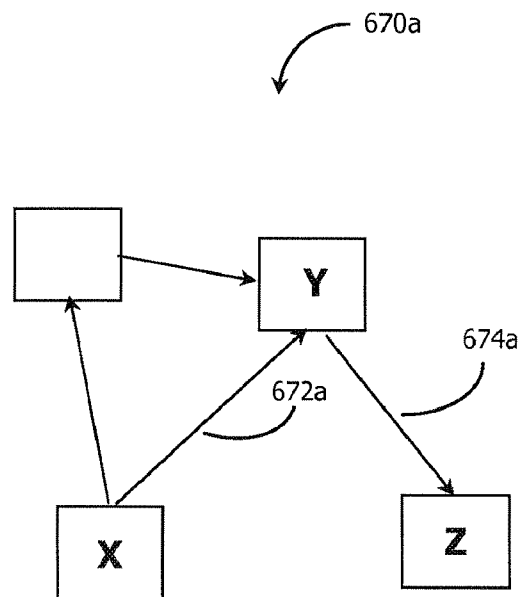


Figure 44B

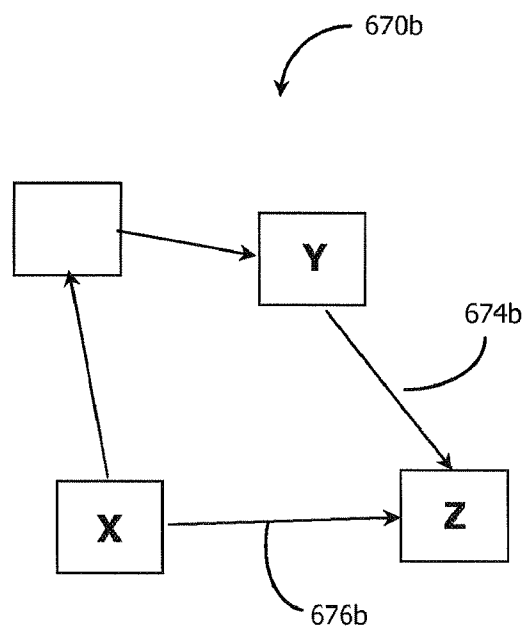
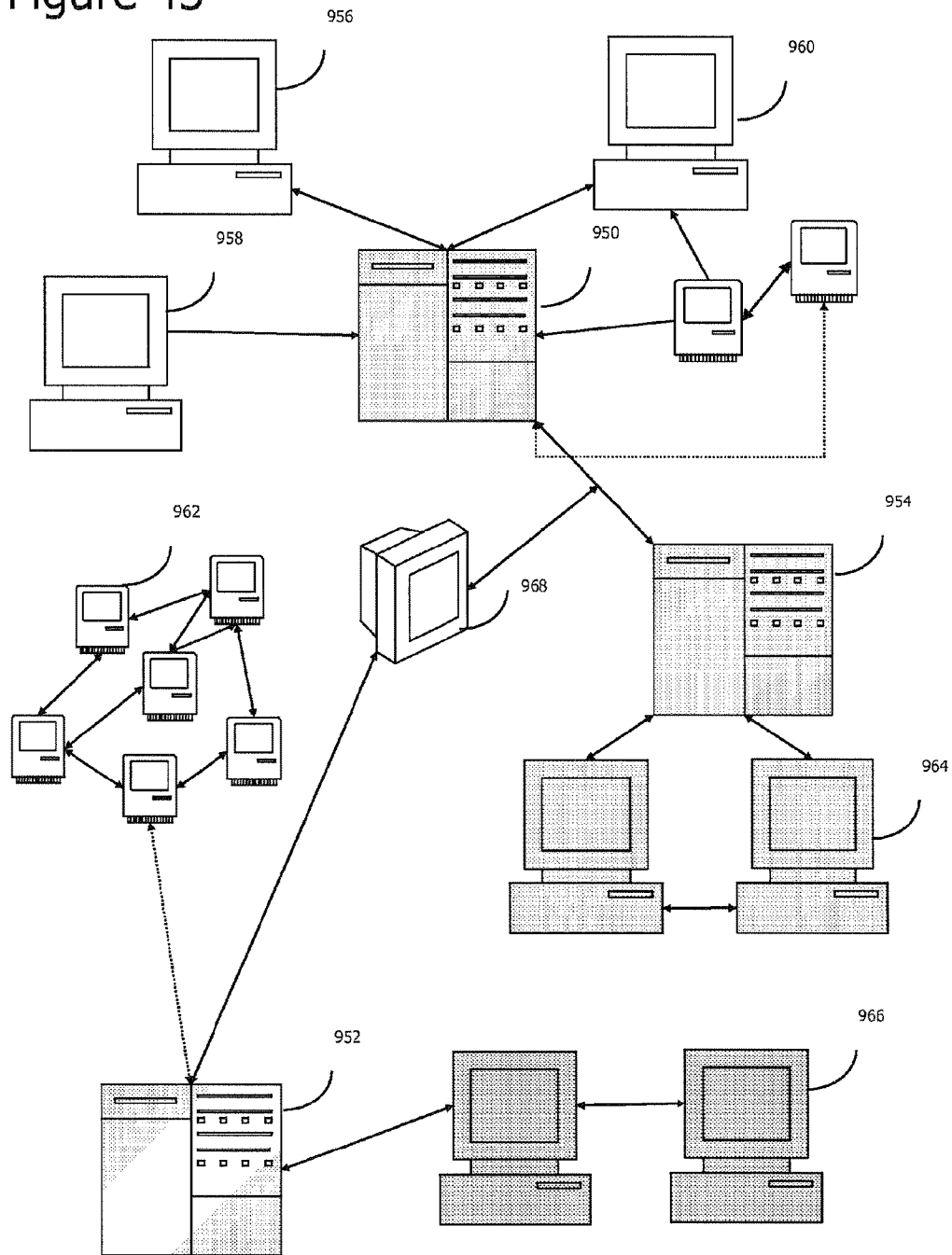


Figure 45



ADAPTIVE SELF-MODIFYING AND RECOMBINANT SYSTEMS

Matter enclosed in heavy brackets [] appears in the original patent but forms no part of this reissue specification; matter printed in italics indicates the additions made by reissue.

CROSS-REFERENCE TO RELATED APPLICATIONS

[The present application claims priority under 35 U.S.C. §119 to PCT International Application No. PCT/US2004/037176, which claimed priority under 35 U.S.C. § 119(e) to U.S. Provisional Patent Application Ser. No. 60/525,120, entitled "A Method and System for Adaptive Fuzzy Networks," filed Nov. 28, 2003.]

The present application is a reissue application of U.S. patent application Ser. No. 11/419,554, filed May 22, 2006, now U.S. Pat. No. 7,539,652, issued May 26, 2009, entitled ADAPTIVE SELF-MODIFYING AND RECOMBINANT SYSTEMS; which is a continuation of PCT International Application No. PCT/US2004/037176, entitled ADAPTIVE RECOMBINANT SYSTEMS, filed Nov. 4, 2004, now expired; which claims the benefit of U.S. Provisional Patent Application Ser. No. 60/525,120, entitled A METHOD AND SYSTEM FOR ADAPTIVE FUZZY NETWORKS filed Nov. 28, 2003.

FIELD OF THE INVENTION

This invention relates to software programs that adapt according to their use over time, and that may be distributed and recombined as a whole or in part across one or more computer systems.

BACKGROUND OF THE INVENTION

Current general purpose computer-based information management approaches include flat files, hypertext models (e.g., World Wide Web), and relational database management systems (RDBMS). A fundamental problem with all of these approaches is "brittleness"—they have limited inherent ability to adapt to changing circumstances without direct human intervention. For the more robust of these information management approaches (e.g., relational database management system, or RDBMS), the human intervention may be somewhat reduced compared to that of less sophisticated approaches (e.g., flat files), but the need for direct, manual effort is certainly not eliminated.

Likewise, specific computer applications that are underpinned by the prior art information management approaches are generally very limited in their ability to adapt to changing circumstances and user requirements over time. In addition to prior art information management approaches and the computing applications built on them generally being too brittle, they also can be criticized for being monolithic—that is, it is generally not possible to dynamically separate subsets of a computing application and recombine them with other subsets of a plurality of computing applications to form new and useful applications. In other words, prior art computing systems and applications are very limited in their ability to usefully evolve without directed human programming or content management attention. This is a significant root cause of the well-known and well-discussed "software bottleneck."

SUMMARY OF INVENTION

An adaptive recombinant system is disclosed to address the problems of limited adaptation and extensibility associated

with prior art computing applications by incorporating an information management and computing system paradigm that has built-in capabilities to facilitate adaptation to changing circumstances and user requirements and preferences.

The adaptive recombinant system can track, store and make user preference and interest inferences from a broad array of system usage behaviors. These inferencing capabilities may be applied to not only assist system users in more effectively navigating the system, but may also be applied to modify system structure and content so as to embed adaptation directly within the system and content, thereby enabling the system to evolve to become ever more effective over time.

Furthermore, users of the system may themselves be represented or explicitly referenced within system content. Fundamentally, the adaptive recombinant system represents a computer-based systems architecture in which system users may be represented directly within the system content and structure, and the usage behaviors over time of the users may be embedded directly in the system structure. Thus, the adaptive recombinant system explicitly integrates the system, users of the system, and usage of the system in a way that extends beyond the less integrative, and more ad hoc approaches of prior art; thereby enabling a higher degree of computer-based system adaptiveness and extensibility. The adaptive recombinant system can complement current information management and computer application approaches to enable the resulting overall system to be more adaptive to individual and community user requirements.

In some embodiments, a network (where the term "network" is used as a term denoting a general system topology, not to be confused with specific application or use of the term, such as, for example, a "telecommunications network") system structure is employed to facilitate adequate structural plasticity to enable system adaptation, and to enable syndication and combinations of system subsets. The network-based system structure may furthermore be based on a fuzzy network or fuzzy content network architecture.

BRIEF DESCRIPTION OF THE DRAWINGS

FIG. 1 is a block diagram of an adaptive system, according to some embodiments;

FIG. 2 is a block diagram contrasting the adaptive system of FIG. 1 with a non-adaptive system, according to some embodiments;

FIG. 3A is a block diagram of the structural aspect of the adaptive system of FIG. 1, according to some embodiments;

FIG. 3B is a block diagram of the content aspect of the adaptive system of FIG. 1, according to some embodiments;

FIG. 3C is a block diagram of the usage aspect of the adaptive system of FIG. 1, according to some embodiments;

FIG. 4 is a block diagram showing structural subsets generated by the adaptive recommendations function of FIG. 1, according to some embodiments;

FIG. 5 is a block diagram of the adaptive recommendations function used by the adaptive system of FIG. 1, according to some embodiments;

FIG. 6 is a block diagram describing a generalized adaptive system feedback flow, according to some embodiments;

FIG. 7 is a block diagram of a public information framework used by the adaptive system of FIG. 1, according to some embodiments;

FIG. 8 is a diagram of user communities, according to some embodiments;

FIG. 9 is a diagram of user communities and associated relationships, according to some embodiments;

FIG. 10 is a flow chart showing how recommendations of the adaptive system 100 of FIG. 1 are generated, whether to support system navigation and use or to update structural or content aspects of the adaptive system, according to some embodiments;

FIG. 11 is a block diagram depicting the different user types supported by the adaptive system of FIG. 1, according to some embodiments;

FIG. 12 is a block diagram depicting how users of the adaptive system of FIG. 1 may be associated with the content aspect, according to some embodiments;

FIGS. 13A and 13B are block diagrams of non-fuzzy, non-directed network system structures with single or multiple relationship types, according to the prior art;

FIG. 14A is a block diagram illustrating alternative representations of a non-fuzzy, non-directed network system structure, according to the prior art;

FIG. 14B is a block diagram illustrating alternative representations of a fuzzy, directed network system structure, according to the prior art;

FIGS. 15A and 15B are block diagrams of non-fuzzy, directed network system structures with single or multiple relationship types according to the prior art;

FIGS. 16A and 16B are block diagrams of fuzzy, non-directed network system structures with single or multiple relationship types according to the prior art;

FIGS. 17A and 17B are block diagrams of fuzzy, directed network system structures with single or multiple relationship types according to the prior art;

FIG. 18 is a block diagram of an adaptive recombinant system, according to some embodiments;

FIG. 19 is a block diagram of the syndication function used by the adaptive recombinant system of FIG. 18, according to some embodiments;

FIG. 20 is a block diagram of the fuzzy network operators used by the adaptive recombinant system of FIG. 18, according to some embodiments;

FIG. 21 is a block diagram illustrating degrees of separation between nodes in a non-fuzzy network, according to the prior art;

FIG. 22 is a block diagram illustrating fractional degree of separation of nodes in a fuzzy network, according to some embodiments;

FIG. 23 is a block diagram illustrating a network subset based on fractional degree of separation selection criteria in the non-fuzzy network of FIG. 21, according to the prior art;

FIG. 24 is a block diagram illustrating a network subset based on fractional degree of separation selection criteria in the fuzzy network of FIG. 22, according to some embodiments;

FIG. 25 is a block diagram illustrating a fuzzy network metric of influence for designated neighborhoods based on fractional degrees of separation according to some embodiments;

FIG. 26 is a block diagram of a fuzzy network selection operation according to some embodiments;

FIG. 27 is a block diagram of the adaptive system of FIG. 1 in which the structural aspect is a fuzzy network, according to some embodiments;

FIG. 28 is a block diagram of the adaptive recombinant system of FIG. 18 in which the structural aspect is a fuzzy network, according to some embodiments;

FIG. 29 is a block diagram of a structural aspect including multiple network-based structures, according to some embodiments;

FIG. 30 is a block diagram of a fuzzy network union operation, according to some embodiments;

FIGS. 31A-31D are block diagrams illustrating syndication of fuzzy networks and fuzzy network subsets, according to some embodiments;

FIG. 32 is a block diagram of the adaptive recombinant system of FIG. 18, in which multiple adaptive systems are simultaneously supported, according to some embodiments;

FIG. 33 is a block diagram of a fuzzy content network, according to some embodiments;

FIGS. 34A-34C are block diagrams of an object, a topic object, and a content object for the fuzzy content network of FIG. 33, according to some embodiments;

FIG. 35 is a block diagram of the adaptive system of FIG. 1 in which the structural aspect is a fuzzy content network, according to some embodiments;

FIG. 36 is a block diagram of the adaptive recombinant system of FIG. 18 in which the structural aspect is a fuzzy content network, according to some embodiments;

FIG. 37 is a block diagram of a fuzzy content network object structure based on an extended fractional degrees of separation architecture, according to some embodiments;

FIG. 38 is a screen image of the Epiture "MyWorld" function, according to some embodiments;

FIG. 39 is a screen image of the Epiture "Trends" function, according to some embodiments;

FIG. 40 is a screen image of the Epiture "MyPaths" function, according to some embodiments;

FIG. 41 is a screen image of the Epiture adaptive recommendations function, according to some embodiments;

FIG. 42 is a diagram of a framework for categorizing adaptive systems, according to some embodiments;

FIG. 43 is a flow diagram of the adaptive recommendations function of the Epiture software system, according to some embodiments;

FIGS. 44A and 44B are block diagrams illustrating fuzzy network structural modifications through application of adaptive recommendation functions, according to some embodiments; and

FIG. 45 is a diagram of various computing device topologies, according to some embodiments.

DETAILED DESCRIPTION

In accordance with the embodiments described herein, an adaptive system, an adaptive recombinant system, and methods for establishing the systems are disclosed. The adaptive system includes algorithms for tracking user interactions with a collection of system objects, and generates adaptive recommendations based on the usage behaviors associated with the system objects. The adaptive recommendations may be explicitly represented to the user or may be used to automatically update the collection of system objects and associated relationships. In either case, the collection of objects and associated relationships become more useful to the user over time.

The adaptive recombinant system, which includes the adaptive system, may further be syndicated to other computer applications, including other adaptive systems. The adaptive recombinant system may recombine and re-syndicate indefinitely. Both the adaptive system and the adaptive recombinant system may be based on a fuzzy network or a fuzzy content network structure.

The adaptive system may be implemented on a single computer or on multiple computers that are connected through a network, such as the Internet. The software and data storage associated with the adaptive system may reside on the single computer, or may be distributed across the multiple computers. The adaptive system may be implemented on stationary

computers, on mobile computing devices, on processing units architected according to Von Neumann designs, or on those designed according to non-Von Neumann architectures. The adaptive system may integrate with existing types of computer software, such as computer operating systems, including mobile device operating systems and special purpose devices, such as television "set-top boxes," network operating systems, database software, application middleware, and application software, such as enterprise resource planning (ERP) applications, desktop productivity tools, Internet applications, and so on.

In the following description, numerous details are set forth to provide an understanding of the present invention. However, it will be understood by those skilled in the art that the present invention may be practiced without these details and that numerous variations or modifications from the described embodiments may be possible.

Adaptive System

FIG. 1 is a generalized depiction of an adaptive system 100, according to some embodiments. The adaptive system 100 includes three aspects: 1) a structural aspect 210, a usage aspect 220, and a content aspect 230. One or more users 200 interact with the adaptive system 100. An adaptive recommendations function 240 may produce adaptive recommendations 250, based upon the user interactions that are either delivered to the user 200 or applied to the adaptive system 100.

As used herein, one or more users 200 may be a single user or multiple users. As shown in FIG. 1, the one or more users 200 may receive the adaptive recommendations 250. Non-users 260 of the adaptive system 100 may also receive adaptive recommendations 250 from the adaptive system 100.

A user 200 may be a human entity, a computer system, or a second adaptive system (distinct from the adaptive system 100) that interacts with, or otherwise uses the adaptive system. The one or more users 200 may include non-human users of the adaptive system 100. In particular, one or more other adaptive systems may serve as virtual system "users." These other adaptive systems may operate in accordance with the architecture of the adaptive system 100. Thus, multiple adaptive systems may be mutual users for one another.

FIG. 2 distinguishes between the adaptive system 100 of FIG. 1 and a non-adaptive system, as used herein. A non-adaptive system 258 is a computer-based system including at least the structural aspect 210 and the content aspect 230, but without the usage aspect 220 and adaptive recommendations function 240. (These terms are defined with more specificity below.) The adaptive system 100 is a computer-based system including at least a structural aspect 210, a content aspect 230, a usage aspect 220, and an adaptive recommendations function 240.

It should be understood that the structural aspect 210, the content aspect 230, the usage aspect 220, and the recommendations function 240 of the adaptive system 100, and elements of each, may be contained within one computer, or distributed among multiple computers. Furthermore, one or more non-adaptive systems 258 may be modified to become one or more adaptive systems 100 by integrating the usage aspect 220 and the recommendations function 240 with the one or more non-adaptive systems 258.

The term "computer system" or the term "system," without further qualification, as used herein, will be understood to mean either a non-adaptive or an adaptive system. Likewise, the terms "system structure" or "system content," as used herein, will be understood to refer to the structural aspect 210 and the content aspect 230, respectively, whether associated with the non-adaptive system 258 or the adaptive system 100.

The term "system structural subset" or "structural subset," as used herein, will be understood to mean a portion or subset of the structural aspect 210 of a system.

Structural Aspect

The structural aspect 210 of the adaptive system 100 is depicted in the block diagram of FIG. 3A. The structural aspect 210 denotes a collection of system objects 212 that are part of the adaptive system 100, as well as the relationships among the objects 214. The relationships among objects 214 may be persistent across user sessions, or may be transient in nature. The objects 212 may include or reference items of content, such as text, graphics, audio, video, interactive content, or embody any other type or item of information. The objects 212 may also include references to content, such as pointers. Computer applications, executable code, or references to computer applications may also be stored as objects 212 in the adaptive system 100. The content of the objects 212 is known herein as information 232. The information 232, though part of the object 214, is also considered part of the content aspect 230, as depicted in FIG. 3B, and described below.

The objects 212 may be managed in a relational database, or may be maintained in structures such as flat files, linked lists, inverted lists, hypertext networks, or object-oriented databases. The objects 212 may include meta-information 234 associated with the information 232 contained within, or referenced by the objects 212.

As an example, in some embodiments, the World-wide Web could be considered a structural aspect, where web pages constitute the objects of the structural aspect and links between web pages constitute the relationships among the objects. Alternatively, or in addition, in some embodiments, the structural aspect could be comprised of objects associated with an object-oriented programming language, and the relationships between the objects associated with the protocols and methods associated with interaction and communication among the objects in accordance with the object-oriented programming language.

The one or more users 200 of the adaptive system 100 may be explicitly represented as objects 212 within the system 100, therefore becoming directly incorporated within the structural aspect 210. The relationships among objects 214 may be arranged in a hierarchical structure, a relational structure (e.g. according to a relational database structure), or according to a network structure.

Content Aspect

The content aspect 230 of the adaptive system 100 is depicted in the block diagram of FIG. 3B. The content aspect 230 denotes the information 232 contained in, or referenced by the objects 212 that are part of the structural aspect 210. The content aspect 230 of the objects 212 may include text, graphics, audio, video, and interactive forms of content, such as applets, tutorials, courses, demonstrations, modules, or sections of executable code or computer programs. The one or more users 200 interact with the content aspect 230.

The content aspect 230 may be updated based on the usage aspect 220, as well as associated metrics. To achieve this, the adaptive system 100 may employ the usage aspect of other systems. Such systems may include, but are not limited to, other computer systems, other networks, such as the World Wide Web, multiple computers within an organization, other adaptive systems, or other adaptive recombinant systems. In this manner, the content aspect 230 benefits from usage occurring in other environments.

Usage Aspect

The usage aspect 220 of the adaptive system 100 is depicted in the block diagram of FIG. 3C. The usage aspect

220 denotes captured usage information **202**, further identified as usage behaviors **270**, and usage behavior pre-processing **204**. The usage aspect **220** thus reflects the tracking, storing, categorization, and clustering of the use and associated usage behaviors of the one or more users **200** interacting with the adaptive system **100**.

The captured usage information **202**, known also as system usage or system use **202**, includes any interaction by the one or more users **200** with the system. The adaptive system **100** tracks and stores user key strokes and mouse clicks, for example, as well as the time period in which these interactions occurred (e.g., timestamps), as captured usage information **202**. From this captured usage information **202**, the adaptive system **100** identifies usage behaviors **270** of the one or more users **200** (e.g., web page access or email transmission). Finally, the usage aspect **220** includes usage-behavior pre-processing, in which usage behavior categories **246**, usage behavior clusters **247**, and usage behavioral patterns **248** are formulated for subsequent processing of the usage behaviors **270** by the adaptive system **100**. Some usage behaviors **270** identified by the adaptive system **100**, as well as usage behavior categories **246** designated by the adaptive system **100**, are listed in Table 1, and described in more detail, below.

The usage behavior categories **246**, usage behaviors clusters **247**, and usage behavior patterns **248** may be interpreted with respect to a single user **200**, or to multiple users **200**, in which the multiple users may be described herein as a community, an affinity group, or a user segment. These terms are used interchangeably herein. A community is a collection of one or more users, and may include what is commonly referred to as a "community of interest." A sub-community is also a collection of one or more users, in which members of the sub-community include a portion of the users in a previously defined community. Communities, affinity groups, and user segments are described in more detail, below.

Usage behavior categories **246** include types of usage behaviors **270**, such as accesses, referrals to other users, collaboration with other users, and so on. These categories and more are included in Table 1, below. Usage behavior clusters **247** are groupings of one or more usage behaviors **270**, either within a particular usage behavior category **246** or across two or more usage categories. The usage behavior pre-processing **204** may also determine new "clusterings" of user behaviors **270** in previously undefined usage behavior categories **246**, across categories, or among new communities. Usage behavior patterns **248**, also known as "usage behavioral patterns" or "behavioral patterns," are also groupings of usage behaviors **270** across usage behavior categories **246**. Usage behavior patterns **248** are generated from one or more filtered clusters of captured usage information **202**.

The usage behavior patterns **248** may also capture and organize captured usage information **202** to retain temporal information associated with usage behaviors **270**. Such temporal information may include the duration or timing of the usage behaviors **270**, such as those associated with reading or writing of written or graphical material, oral communications, including listening and talking, or physical location of the user **200**. The usage behavioral patterns **248** may include segmentations and categorizations of usage behaviors **270** corresponding to a single user of the one or more users **200** or according to multiple users **200** (e.g., communities or affinity groups). The communities or affinity groups may be previously established, or may be generated during usage behavior pre-processing **204** based on inferred usage behavior affinities or clustering. Usage behaviors **270** may also be derived from the use or explicit preferences **252** associated with other adaptive or non-adaptive systems.

Adaptive Recommendations Function

Returning to FIG. 1, the adaptive system **100** includes an adaptive recommendations function **240**, which interacts with the structural aspect **210**, the usage aspect **220**, and the content aspect **230**. The adaptive recommendations function **240** generates adaptive recommendations **250** based on the integration and application of the structural aspect **210**, the usage aspect **220**, and, optionally, the content aspect **230**.

The term "recommendations" associated with the adaptive recommendations function **240** is used broadly in the adaptive system **100**. The adaptive recommendations **250** may be displayed to a recommendations recipient. As used herein, a recommendations recipient is an entity who receives the adaptive recommendations **250**. Thus, the recommendations recipient may include the one or more users **200** of the adaptive system **100**, as indicated by the dotted arrow **255** in FIG. 1, or a non-user **260** of the system (see dotted arrow **265**). However, the adaptive recommendations **250** may also be used internally by the adaptive system **100** to update the structural aspect **210** (see dotted arrow **245**). In this manner, the usage behavior **270** of the one or more users **200** may be influenced by the system structural alterations that are automatically or semi-automatically applied. Or, the adaptive recommendations **250** may be used by the adaptive system **100** to update the content aspect **230** (see dotted arrow **246**).

FIG. 5 is a block diagram of the adaptive recommendations function **240** used by the adaptive system **100** of FIG. 1. The adaptive recommendations function **240** includes two algorithms, a preference inferencing algorithm **242** and a recommendations optimization algorithm **244**. These algorithms (which actually many include many more than two algorithms) are used by the adaptive system **100** to generate adaptive recommendations **250**.

Preferably, the adaptive system **100** identifies the preferences of the user **200** and adapts the adaptive system **100** in view of the preferences. Preferences describe the likes, tastes, partiality, and/or predilection of the user **200** that may be inferred during access of the objects **212** of the adaptive system **100**. In general, user preferences exist consciously or sub-consciously within the mind of the user. Since the adaptive system **100** has no direct access to these preferences, they are generally inferred by the preference inferencing algorithm **242** of the adaptive recommendations function **240**.

The preference inferencing algorithm **242**, infers preferences based on information that may be obtained as the user **200** accesses the adaptive system **100**. The preference inferencing algorithm and associated output **242** is also described herein generally as "preference inferencing" or "preference inferences" of the adaptive system **100**. The preference inferencing algorithm **242** identifies three types of preferences: explicit preferences **252**, inferred preferences **253**, and inferred interests **254**. Unless otherwise stated, the use of the term "preferences" herein is meant to include any or all of the elements **252**, **253**, and **254** depicted in FIG. 5.

As used herein, explicit preferences **252** describe explicit choices or designations made by the user **200** during use of the adaptive system **100**. The explicit preferences **252** may be considered to more explicitly reveal preferences than inferences associated with other types of usage behaviors. A response to a survey is one example where explicit preferences **252** may be identified by the adaptive system **100**.

Inferred preferences **253** describe preferences of the user **200** that are based on usage behavioral patterns **248**. Inferred preferences **253** are derived from signals and cues made by the user **200**. (The derivation of inferred preferences **253** by the adaptive system **100** is included in the description of FIG. 7, below.)

Inferred interests **254** describe interests of the user **200** that are based on usage behavioral patterns **248**. In general, the adaptive recommendations **250** produced by the preference inferencing algorithm **242** combine inferences from overall user community behaviors and preferences, inferences from sub-community or expert behaviors and preferences, and inferences from personal user behaviors and preferences. As used herein, preferences (whether explicit **252** or inferred **253**) are distinguishable from interests (**254**) in that preferences imply a ranking (e.g., object A is better than object B) while interests do not necessarily imply a ranking.

A second algorithm **244**, designated recommendations optimization **244**, optimizes the adaptive recommendations **250** produced by the adaptive system **100**. The adaptive recommendations **250** may be augmented by automated inferences and interpretations about the content within individual and sets of objects **232** using statistical pattern matching of words, phrases or representations, in written or audio format, or in pictorial format, within the content. Such statistical pattern matching may include, but is not limited to, semantic network techniques, Bayesian analytical techniques, neural network-based techniques, support vector machine-based techniques, or other statistical analytical techniques. Relevant statistical techniques that may be applied by the present invention include those found in Vapnik, *The Nature of Statistical Learning Theory*, 1999.

Adaptive Recommendations

As shown in FIG. 1, the adaptive system **100** generates adaptive recommendations **250** using the adaptive recommendations function **240**. The adaptive recommendations **250**, or suggestions, enable users to more effectively use and navigate through the adaptive system **100**.

The adaptive recommendations **250** are presented as structural subsets of the structural aspect **210**. FIG. 4 depicts a hypothetical structural aspect **210**, including a plurality of objects **212** and associated relationships **214**. The adaptive recommendations function **240** generates adaptive recommendations **250** based on usage of the structural aspect **210** by the one or more users **200**, possibly in conjunction with considerations associated with the structural aspect and the content aspect.

Three structural subsets **280A**, **280B**, and **280C** (collectively, structural subsets **280**) are depicted. The structural subset **280A** includes three objects **212** and one associated relationship, which are reproduced by the adaptive recommendations function **240** in the same form as in the structural aspect **210** (objects are speckle shaded). The structural subset **280B** includes a single object (object is shaded), with no associated relationships (even though the object originally had a relationship to another object in the structural aspect **210**).

The third structural subset **210C** includes five objects (striped shading), but the relationships between objects has been changed from their orientation in the structural aspect **210**. In the structural subset **280C**, a relationship **282** has been eliminated while a new relationship **284** has been formed by the adaptive recommendations function **240**. The structural subsets **280** depicted in FIG. 4 represent but three of a myriad of possibilities from the original network of objects.

The illustration in FIG. 4 shows a simplified representation of structural subsets **280** being generated from objects **212** and relationships **214** of the structural aspect **210**. Although not shown, the structural subset **280** may also have corresponding associated subsets of the usage aspect **220**, such as usage behaviors and usage behavioral patterns. As used

herein, references to structural subsets **280** are meant to include the relevant subsets of the usage aspect, or usage subsets, as well.

The adaptive recommendations **250** may be in the context of a currently conducted activity of the system **100**, a currently accessed object **232**, or a communication with another user **200**. The adaptive recommendations **250** may also be in the context of a historical path of executed system activities, accessed objects **212**, or communications during a specific user session or across user sessions. The adaptive recommendations **250** may be without context of a current activity, currently accessed object **212**, current session path, or historical session paths. Adaptive recommendations **250** may also be generated in response to direct user requests or queries. Such user requests may be in the context of a current system navigation, access or activity, or may be outside of any such context.

Usage Behavior Categories

In Table 1, several different usage behaviors **270** identified by the adaptive system **100** are categorized. The usage behaviors **270** may be associated with the entire user community, one or more sub-communities, or with individual users of the adaptive system **100**.

TABLE 1

Usage behavior categories and usage behaviors.	
usage behavior category	usage behavior
navigation and access	activity, content and computer application accesses, including buying/selling paths of accesses or click streams
subscription and self-profiling	personal or community subscriptions to process topical areas interest and preference self-profiling affiliation self-profiling (e.g., job function)
collaborative	referral to others discussion forum activity direct communications (voice call, messaging)
reference	content contributions or structural alterations personal or community storage and tagging personal or community organizing of stored or tagged information
direct feedback	user ratings of activities, content, computer applications and automatic recommendations user comments
physical location	current location location over time relative location to users/object references

A first category of usage behaviors **270** is known as system navigation and access behaviors. System navigation and access behaviors include usage behaviors **270** such as accesses to, and interactions with, objects **212**, such as activities, content, topical areas, and computer applications. These usage behaviors may be conducted through use of a keyboard, a mouse, oral commands, or using any other input device. Usage behaviors **270** in the system navigation and access behaviors category may include, but are not limited to, the viewing or reading of displayed information, typing written information, interacting with online objects orally, or combinations of these forms of interactions with the adaptive system **100**.

System navigation and access behaviors may also include executing transactions, including commercial transactions, such as the buying or selling of merchandise, services, or financial instruments. System navigation and access behaviors may include not only individual accesses and interactions, but the capture and categorization of sequences of object accesses and interactions over time.

A second category of usage behaviors **270** is known as subscription and self-profiling behaviors. Subscriptions may be associated with specific topical areas of the adaptive system **100**, or may be associated with any other structural subset **280** of the system **100**. Subscriptions may thus indicate the intensity of interest (inferred interests **254**) with regard to system objects **212**, including specific topical areas. The delivery of information to fulfill subscriptions may occur online, such as through electronic mail (email), on-line newsletters, XML feeds, etc., or through physical delivery of media.

Self-profiling refers to other direct, persistent (unless explicitly changed by the user) indications explicitly designated by the one or more users **200** regarding their preferences and interests, or other meaningful attributes. The user **200** may explicitly identify interests or affiliations, such as job function, profession, or organization, and preferences, such as representative skill level (e.g., novice, business user, advanced). Self-profiling enables the adaptive system **100** to infer explicit preferences **252**. For example, a self-profile may contain information on skill levels or relative proficiency in a subject area, organizational affiliation, or a position held in an organization. Self-profiling information may be used to infer preferences and interests with regard to system use and associated topical areas, and with regard to degree of affinity with other user community subsets. The user **200** may identify preferred methods of information receipt or learning style, such as visual or audio, as well as relative interest levels in other communities.

A third category of usage behaviors **270** is known as collaborative behaviors. Collaborative behaviors are interactions among the one or more users **200** of the adaptive system **100**, or between users **200** and non-system users. Collaborative behaviors may thus provide information on areas of interest and intensity of interest. Interactions including online referrals of objects **212**, such as through email, or structural subsets **280** of the system **100**, whether to other system users **200** or to non-users **260**, are types of collaborative behaviors obtained by the adaptive system **100**.

Other examples of collaborative behaviors include, but are not limited to, online discussion forum activity, contributions of content or other types of objects **212** to the structural aspect **210** of the adaptive system **100**, or any other alterations of the structural aspect **210** for the benefit of others. Collaborative behaviors may also include general user-to-user communications, whether synchronous or asynchronous, such as email, instant messaging, interactive audio communications, and discussion forums, as well as other user-to-user communications that can be tracked by the adaptive system **100**.

A fourth category of usage behaviors **270** is known as reference behaviors. Reference behaviors refer to the saving or tagging of specific objects **212** or structural subsets **280** of the system **100** by the user **200** for recollection or retrieval at a subsequent time. The saved or tagged objects **212**, or structural subsets **280**, may be organized in a manner customizable by the user **200**. The referenced objects **212** (structural subsets **280**), as well as the manner in which they are organized by the user **200**, may provide information on inferred interests **254** and intensity of interest.

A fifth category of usage behaviors **270** is known as direct feedback behaviors. Direct feedback behaviors include ratings or other indications of perceived quality by individuals of specific objects **212** or their attributes. The direct feedback behaviors may reveal the explicit preferences **252** of the user **200**. In the adaptive system **100**, the adaptive recommendations **250** produced by the adaptive recommendations function **240** (see FIG. 1) may be rated. This enables a direct,

adaptive feedback loop, based on explicit preferences **252** specified by the user **200**. Direct feedback also includes user-written comments and narratives associated with objects **212** in the system **100**.

A sixth category of usage behaviors **270** is known as physical location behaviors. Physical location behaviors identify physical location and mobility behaviors of the user **200**. Location of the user **200** may be inferred from, for example, information associated with a Global Positioning System or any other positionally aware system or device. The physical location of physical objects referenced by objects **212** may be stored in the system **100**. Proximity of users **200** to other users **200**, or to physical objects referenced by objects **212**, may be inferred. The length of time, or duration, at which the user **200** resides in a particular location may be used to infer intensity of interests associated with the particular location, or associated with objects **212** that have a relationship to a physical location.

In addition to the usage behavior categories **246** depicted in Table 1, usage behaviors **270** may be categorized over time and across user behavioral categories **246**. Temporal patterns may be associated with each of the usage behavioral categories **246**. Temporal patterns associated with each of the categories may be tracked and stored by the adaptive system **100**. The temporal patterns may include historical patterns, including how recently an object **212** is accessed. For example, more recent behaviors may be inferred to indicate more intense current interest than less recent behaviors.

Another temporal pattern that may be tracked and contribute to preference inferences made is the duration associated with the access of objects **212**, the interaction with the objects **212**, or the user's physical proximity to objects **212** that refer to physical objects, or the user's physical proximity to other users **200** of the adaptive system **100**. For example, longer durations may generally be inferred to indicate greater interest than short durations. In addition, trends over time of the behavior patterns may be captured to enable more effective inference of interests and relevancy. Since adaptive recommendations **250** may include a combination of structural aspects **210** and content aspects **230**, the usage pattern types and preference inferencing may also apply to interactions of the one or more users **200** with the adaptive recommendations **250** themselves.

Adaptive System is Recursive and Iterative

FIG. 6 is a flow diagram depicting the processing flow of the adaptive system **100**, to illustrate its iterative, recursive nature. Prior to invoking the adaptive recommendations function **240** (see FIG. 1), one or more users **200** will have used the adaptive system **100**. At a first time following usage (time n), the adaptive recommendations function **240** is invoked (block **262**). The adaptive recommendations function **240** may automatically or semi-automatically update the structural aspects **210** of the adaptive system **100** (block **264**). The update may, for example, include a change to the relationship among objects **214**.

At a subsequent time to the structural aspect update (time $n+1$), the system use **202** is captured by the adaptive system **100** (block **266**). Recall that system use **202**, or captured usage information **202**, includes any interaction by the one or more users **200** of the adaptive system **100**. The use of the system, and hence the captured usage information **202** may be influenced by the updated structural aspects **210** from the previous time period (time n).

As shown in FIG. 6, the adaptive recommendations function **240** may be iteratively invoked following each capture of the system use **202**. Thus, at time $n+2$, the adaptive recommendations function **240** is invoked (block **262**), the adaptive

13

recommendations being based on, among other things, the captured usage information **202** from the previous time period (time $n+1$). Based on the invocation of the adaptive recommendations function **240**, the structural aspect **210** may again be updated (block **264**). Once the users **200** again use the adaptive system **100**, the system use **202** is captured (block **266**), such that the adaptive recommendations function **240** can again be invoked. Thus, an iterative, feedback loop may be established between system usage **202** and the system structure (the structural aspect **210**), which may continue indefinitely.

Multiple invocations of the adaptive recommendations function **240** may be run, automatically or through direct user invocations, synchronously or asynchronously. Each invocation of the adaptive recommendations function **240** performs one or more of the following: 1) providing adaptive recommendations directly to individual users or to or groups of users (communities); 2) updating or modifying the system aspect **210**; and, 3) updating or modifying the content aspect **230**. The result of this process is multiple, distributed, feedback loops enabling adaptation of the adaptive system **100**.
Public Information Framework

FIG. 7 depicts a framework **1100** that summarizes the use of individual and social information used by the adaptive system **100** to produce adaptive recommendations **250**. The framework **1100** has analogies in evolutionary biology, see for example, Danchin et al, Public Information: From Nosy Neighbors to Cultural Evolution, Science, July 2004.

Recall from FIG. 3C that usage behaviors **270** are part of the usage aspect **220** of the adaptive system **100**. Usage behaviors **270** include categorizations of system usage **202** over time and across usage categories **246**, whether at an individual user or community level. In FIG. 7, additional details associated with individual usage behaviors **270** are depicted.

The individual usage behaviors **270** can be divided into private behaviors **1120**, and non-private behaviors **1130**. Private behaviors **1120** are behaviors of a user **200** that are unavailable to other users while non-private behaviors **1130** are behaviors that may be available to other users. As illustrated in FIG. 7, the non-private behaviors **1130** may become socially available information **1140**.

The social information **1140** includes unintentional information or communications, or "cues" **1150**, as well as intentional information or communications, or "signals" **1160**. Cues **1150** may include by-product information from the intentional communications **1160**, whether the cues are derived by the user or users to whom the intentional communications were directed, or by a user or users other than to whom the intentional communications were directed.

Recall from FIG. 1 that the adaptive recommendations function **240** employs a preference inferencing algorithm **242** to derive explicit preferences **252**, inferred preferences **253**, and inferred interests **254** based on the captured usage information **202**. As shown in FIG. 7, inferred preferences **253** and interests **254** are specifically derived from signals **1160** and cues **1150**. The social information **1140** thus further includes inferred preferences **253**, such as reputations **253a**, and interests **254**. Inferred preferences **253** and interests **254** may be formed from both signals **1160** and cues **1150**, or from combinations thereof.

An added feature of the adaptive system **100** enables users to specify the level of privacy associated with the derivation of inferred preferences **253** and interests **254**. Users **200** may be able to adjust the level of privacy, through a privacy control **1152**, associated with the private information **1120** and non-private information **1130** being used by the adaptive system

14

100 to produce inferred preferences **253** and interests **254**. A privacy control **1152a** allows the user to enable or disable non-private cues **1150** and signals **1160** from being used to infer preferences and interests. The adjusted level of privacy may be with regard to the tracking of, or the forming of inferences from, the cues **1150** or the signals **1160**, to beneficially adapt to the preferences of the user **200**. Or, the adjusted level of privacy may be with regard to the tracking of, or the forming of inferences from, the cues **1150** or the signals **1160** that might be used by the adaptive system **100** to provide more effective adaptation to other user's requirements. In other words, the user **200** may choose to wholly or partially "opt out" of the preference inferencing **242** performed by the adaptive system **100**, with respect to some or all of the usage behaviors **247** of the user **200**.

Usage Framework

FIG. 8 depicts a usage framework **1000** for performing preference inferencing **242** of captured usage information **102** by the adaptive system **100** of FIG. 1. The usage framework **1000** summarizes the manner in which usage patterns **248** are managed within the adaptive system **100**. Usage behavior patterns **248** associated with an entire community, affinity group, or segment of users **1002** are captured by the adaptive system **100**. In another case, usage patterns **248** specific to an individual, shown in FIG. 8 as individual usage patterns **1004**, are captured by the adaptive system **100**. Various sub-communities of usage may also be defined, as for example sub-community A usage patterns **1006**, sub-community B usage patterns **1008**, and sub-community C usage patterns **1010**.

Memberships in the communities are not necessarily mutually exclusive, as depicted by the overlaps of the sub-community A usage patterns **1006**, sub-community B usage patterns **1008**, and sub-community C usage patterns **1010** (as well as and the individual usage patterns **1004**) in the usage framework **1000**. Recall that a community may include a single user **200** or multiple users. Sub-communities may likewise include one or more users **200**. Thus, the individual usage patterns **1004** in FIG. 8 may also be described as representing the usage patterns of a community or a sub-community. For the adaptive system **100**, usage behavior patterns **248** may be segmented among communities and individuals so as to effectively enable adaptive recommendations **250** for each sub-community or individual.

The communities identified by the adaptive system **100** may be determined through self-selection, through explicit designation by other users or external administrators (e.g., designation of certain users as "experts"), or through automatic determination by the adaptive system **100**. The communities themselves may have relationships between each other, of multiple types and values. In addition, a community may be comprised not of human users, or solely of human users, but instead may include one or more other computer-based systems, which may have reason to interact with the adaptive system **100**. Or, such computer-based systems may provide an input into the adaptive system **100**, such as by being the output from a search engine. The interacting computer-based system may be another instance of the adaptive system **100**.

The usage behaviors **270** included in Table 1 may be categorized by the adaptive system **100** according to the usage framework **1000** of FIG. 8. For example, categories of usage behavior may be captured and categorized according to the entire community usage patterns **1002**, sub-community usage patterns **1006**, and individual usage patterns **1004**. The corresponding usage behavior information **247** may be used to infer preferences and interests at each of the user levels.

Multiple usage behavior categories **246** shown in Table 1 may be used by the adaptive system **100** to make reliable inferences based on the preferences, of the user **200** with regard to the content aspect **230** and the structural aspect **210**. There are likely to be different preference inferencing **242** results for different users **200**. In addition, preference inferencing **242** may be different with regard to optimizing the content aspect **230** for display to the user **200** versus inferred preferences that are used for updating the structural aspect **210** or the content aspect **230**, as updates to the structural aspect **210** are likely to be persistent and affect many users.

As an example, simply using the sequences of content accesses as the sole relevant usage behavior on which to base updates to the structure will generally yield unsatisfactory results. This is because the structure itself, through navigational proximity, will create a tendency toward certain navigational access sequence biases. Using just object or content access sequence patterns as the basis for updates to the structural aspect **210** will therefore tend to reinforce the pre-existing structure of the system **100**, which may limit the adaptiveness of the adaptive system **100**.

By introducing different or additional behavioral characteristics, such as the duration of access of an object **212** or item of content (information **232**), on which to base updates to the structural aspect **210** of the system **100** (system structural updates), a more adaptive system is enabled. For example, duration of access will generally be much less correlated with navigational proximity than access sequences will be, and therefore provide a better indicator of true user preferences. Therefore, combining access sequences and access duration will generally provide better inferences and associated system structural updates than using either usage behavior alone. Effectively utilizing additional usage behaviors as described above will generally enable increasingly effective system structural updating. In addition, the adaptive system **100** may employ user affinity groups to enable even more effective system structural updating than are available merely by applying either individual (personal) usage behaviors or entire community usage behaviors.

Furthermore, relying on only one or a limited set of usage behavioral cues **1150** and signals **1160** mitigates against potential "spoofing" or "gaming" of the system **100**. "Spoofing" or "gaming" the adaptive system **100** refers to conducting consciously insincere or otherwise intentional usage behaviors **270** so as to influence the adaptive recommendations **250** or changes to the structural aspect **210** by the adaptive system **100**. Utilizing broader sets of system usage behavioral cues **1150** and signals **1160** may lessen the effects of spoofing or gaming. One or more algorithms may be employed to detect such contrived usage behaviors, and when detected, such behaviors may be compensated for by the preference and interest inferencing algorithm **242**.

User Communities

As described above, the user **200** of the adaptive system **100** may be a member of one or more communities of interest, or affinity groups, with a potentially varying degree of affinity associated with the respective communities. These affinities may change over time as interests of the user **200** and communities evolve over time. The affinities or relationships among users and communities may be categorized into specific types. An identified user may be considered a member of a special sub-community containing only one member, the member being the identified user. A user can therefore be thought of as just a specific case of the more general notion of user segments, communities, or affinity groups.

FIG. 9 illustrates the affinities among user communities and how these affinities may automatically or semi-automati-

cally be updated by the adaptive system **100** based on user preferences which are derived from system usage **202**. An entire community **1000** is depicted in FIG. 9. For the adaptive system **100**, the community may extend across organizational or functional boundaries. The entire community **1000** extends across organization A **1060** and organization B **1061**. An "organization" may be a business, an institution, or any other collection of individuals. The entire community **1000** includes sub-community A **1064**, sub-community B **1062**, sub-community C **1069**, sub-community D **1065**, and sub-community E **1067**. A user **1063** who is not part of the entire community **1000** is also featured in FIG. 9.

Sub-community B **1062** is a community which has many relationships or affinities to other communities. These relationships may be of different types and differing degrees of relevance or affinity. (The relationships between communities depicted in FIG. 9 are distinct from the relationships between objects **214** referred to in FIG. 3A.) For example, a first relationship **1066** between sub-community B **1062** and sub-community D **1065** may be of one type, and a second relationship **1067** may be of a second type. (In FIG. 9, the first relationship **1066** is depicted using a double-pointing arrow, while the second relationship **1067** is depicted using a unidirectional arrow.)

The relationships **1066** and **1067** may be directionally distinct, and may have an indicator of relationship or affinity associated with each distinct direction of affinity or relationship. For example, the first relationship **1066** has a numerical value **1068**, or relationship value, of "0.8." Several other relationship values are shown in FIG. 42, below, and are scaled to values between 0 and 1. The relationship value **1068** thus describes the first relationship **1066** between sub-community B **1062** and sub-community D **1065** as having a value of 0.8.

The relationship value may be scaled as in FIG. 9 (e.g., between 0 and 1), or may be scaled according to another interval. The relationship values may also be bounded or unbounded, or they may be symbolically represented (e.g., high, medium, low).

The user **1063**, which could be considered a user community including a single member, may also have a number of relationships to other communities, where these relationships are of different types, directions and relevance. From the perspective of the user **1063**, these relationship types may take many different forms. Some relationships may be automatically formed by the adaptive system **100**, for example, based on interests or geographic location or similar traffic/usage patterns. Thus, for example the entire community **1000** may include users in a particular city. Some relationships may be context-relative. For example, a community to which the user **1063** has a relationship could be job-related and another community could be related to another aspect of life, such as related to family, hobby, or health. Thus, sub-community E **1067** may be the employees at a corporation to which the user **1063** has a relationship **1071**; sub-community B **1062** may be the members of a sailing club to which the user **1063** has a relationship **1073**; sub-community C may be the doctors at a medical facility to which the user **1063** has a relationship **1072**. The generation of new communities which include the user **1063** may be based on the inferred interests **254** of the user **1063** or other users within the entire community **1000**.

Membership of communities may overlap, as indicated by sub-communities A **1064** and C **1069**. The overlap may result when one community is wholly a subset of another community, such as between the entire community **1000** and sub-community B **1062**. More generally, a community overlap will occur whenever two or more communities contain at

least one user in common. Such community subsets may be formed automatically by the adaptive system 100 based on preference inferencing 242 from usage patterns 248. For example, a subset of a community may be formed based on an inference of increased interest or demand of particular content or expertise of an associated community. The adaptive system 100 is also capable of inferring that a new community is appropriate. The adaptive system 100 will thus create the new community automatically.

For each user, whether residing within, say, sub-community A 1064, or residing outside the community 1000, such as the user 1063, the relationships (such as arrows 1066 or 1067), affinities, or "relationship values" (such as numerical indicator 1068), and directions (of arrows) are unique. Accordingly, some relationships (and specific types of relationships) between communities may be unique to each user. Other relationships, affinities, values, and directions may have more general aspects or references that are shared among many users, or among all users of the adaptive system 100. A distinct and unique mapping of relationships between users, such as is illustrated in FIG. 9, could thus be produced for each user of the adaptive system 100.

The adaptive system 100 may automatically generate communities, or affinity groups, based on user behaviors 270 and associated preference inferences 242. In addition, communities may be identified by users, such as administrators of the adaptive system 100. Thus, the adaptive system 100 utilizes automatically generated and manually generated communities in generating adaptive recommendations 250.

The communities, affinity groups, or user segments aid the adaptive system 100 in matching interests optimally, developing learning groups, prototyping system designs before adaptation, and many other uses. For example, advanced users of the adaptive system 100 may receive a preview of a new adaptation of a system for testing and fine-tuning, prior to other users receiving this change.

The users 200 or communities may be explicitly represented as objects 212 within the structural aspect 210 or the content aspect 230 of the adaptive system 100. This feature enhances the extensibility (portability) and adaptability of the adaptive system 100.

The user community structure depicted in FIG. 9 may be directly embedded in the usage aspect 220. Further, the usage community structure and the usage aspect may be a fuzzy network-based structure. Fuzzy networks are described in more detail, below.

Community Preference Inferences

The preferences of a given user community may be inferred from the amount of on-line traffic, or number of accesses or interactions, associated with individual objects 212, or with people or physical objects referenced by the object 212 (this may be termed, "popularity"). The users 200 may have the ability to subscribe to selected structural subsets 280 and assign degrees of personal interest associated with the structural subsets, for the purposes of periodic updates on the structural subsets. Recall that a structural subset is a portion or subset of the structural aspect 210 of a system. The updates may be effected through, for example, e-mail updates.

The relative frequency of structural subsets 280 (e.g., topics) subscribed to by the user community as a whole, or by selected sub-communities, may be used to infer preferences at the community or sub-community level. The users 200 may create their own personalized structural aspect 210 through selection and saving of individual objects 212 or multiple objects and optionally associated relationships or, more generally, structural subsets 280. In such embodiments, the rela-

tive frequency of structural subsets being saved in the structural aspect 210 of a particular user by the user community as a whole, or by selected sub-communities, may also be used to infer community and sub-community preferences. These inferred community and sub-community preferences may be derived directly from saved structural subsets 280, but also from direct or indirect affinities the saved structural subsets have with other structural subsets.

Users 200 of the adaptive system 100 may be able to directly rate structural subsets 280 when they are accessed. In such embodiments, the preferences of a community or sub-community may also be inferred through ratings of individual structural subsets. The ratings may apply against both the information 232 referenced by the structural subset 280, as well as meta-information 234 such as an expert review of the information referenced by the system subset. Users 200 may have the ability to suggest structural subsets 280 to one or more other users, and preferences may be inferred from these human-based suggestions. The inferences may be derived from correlating the human-based suggestions with the inferred interests 254 of the receivers if the receivers of the human-based suggestions are users of the adaptive system 100 and have a personal history of objects 212 viewed and/or a personal structural aspect 210 that they may have created.

Expert Preference Inferences

In the adaptive system 100, community subsets, such as subject matter experts, may be designated. Expert opinions on the relationship between objects 212 may be encoded in the structural aspect 210 of the adaptive system 100. Expert views can be directly inferred from the structural aspect. An expert or set of experts may directly rate individual objects and expert preferences may be directly inferred from these ratings.

The history of access of objects 212 or associated meta-information 234 by sub-communities, such as experts, may be used to infer preferences of the associated sub-community. Experts or other user sub-communities may also have the ability to create their own personalized structural aspect 210 through selection and saving or tagging of objects 212. The relative frequency of objects 212 being saved in personal structural aspects 210 (such as a local hard drive) by experts or communities of experts may also be used to infer expert preferences. These inferences may be derived directly from saved or tagged objects 212, but also from affinities the saved objects have with other objects.

A sub-community may be generated by the adaptive system 100 to prototype a new set of adaptive recommendations 250. For example, a sub-community may reflect a newly optimized business process or a frequently traveled path that many novice users of a larger community often follow. In such circumstances, the new set of adaptive recommendations 250 could be useful as a learning tool for new users.

Personal Preference Inferences

Users 200 of the adaptive system 100 may subscribe to selected structural subsets 280 for the purposes of, for example, e-mail updates on these subsets. The objects 212 subscribed to by the user 200 may be used to infer the preferences of the user. Users 200 may create their own personalized structural aspect 210 through selection and saving or tagging of objects 212. The relative frequency of objects 212 being saved in a personal structural aspect 210 by the user 200 may be used to infer the individual preferences of the user. These inferences may be derived directly from saved objects 212, but also from direct or indirect affinities the saved objects have with other objects.

Users can also directly rate objects 212 when accessed. In such embodiments, personal preferences may also be inferred

through these ratings of individual objects **212**. The ratings may apply against both the information **232** referenced by the object **212**, such as an expert review of the information **232** referenced by the object **212**. A personal history of paths of the objects **212** viewed may be stored. This personal history can be used to infer preferences of the user **200**, as well as tuning adaptive recommendations and suggestions by avoiding recommending or suggesting objects **212** that have already been recently viewed or completed by the user **200**. Adaptive Recommendations and Suggestions

Adaptive recommendations **250** generated by the adaptive recommendations function **240** may combine inferences from community, sub-community (including expert), and personal behaviors and preferences, as discussed above, to present to the one or more users **200**, one or more system structural subsets **280**. The users **200** may find the structural subsets particularly relevant given the current navigational context of the user within the system, the physical location of the user, and/or responsive to an explicit request of the system by the one or more users. In other words, the adaptive recommendation function **240** determines preference "signals" from the "noise" of system usage behaviors.

The sources of user behavioral information, which typically include the objects **212** referenced by the user **200**, may also include the actual information **232** contained therein. In generating adaptive recommendations **250**, the adaptive system **100** may thus employ search algorithms that use text matching or more general statistical pattern matching to provide inferences on the inferred themes of the information **232** embedded in, or referenced by, individual objects **212**. Furthermore, the structural aspect **210** may itself inform the specific adaptive recommendations **250** generated. For example, existing relationship structures within the structural aspect **210** at the time of the adaptive recommendations **250** may be combined with the user preference inferences based on usage behaviors, along with any inferences based on the content aspect **230** (the information **232**). Delivery of Adaptive Recommendations

FIG. **10** is a flow diagram showing how adaptive recommendations **250** are delivered by the adaptive system **100**. Recall from FIG. **1** that adaptive recommendations **250** may be delivered directly to the one or more users **200** (dotted arrow **255**), may be used to automatically or semi-automatically update the structural aspect **210** (dotted arrow **245**) or the content aspect **230** (dotted arrow **246**), or may be delivered directly to the non-user **260** of the adaptive system **100** (dotted arrow **265**).

The adaptive system **100** begins by determining the relevant usage behavioral patterns **248** to be analyzed (block **283**). The adaptive system **100** thus identifies the relevant communities, affinity groups, or user segments of the one or more users **200**. Affinities are then inferred among objects **212**, structural subsets **280**, and among the identified affinity groups (block **284**). This data enables the adaptive recommendations function **240** to generate adaptive recommendations **250** of the one or more users **200** for delivery. The adaptive system **100** next determines whether the adaptive recommendations **250** are to be delivered to the recommendations recipients (e.g., users **200** or non-users **260**), or are used to update the adaptive system **100** (block **285**). Where the recommendations recipients are to receive the adaptive recommendations (the "no" prong of block **285**), the adaptive recommendations **250** are generated based on mapping the context of the current system use (or "simulated" use if the current context is external to the actual use of the system) (block **286**) to the usage behavior patterns **248** generated by the preference inferencing algorithm **242** (block **286**).

Adaptive recommendations are then delivered visually and/or in other communications forms, such as audio, to the recommendations recipients (block **287**). The recommendations recipients may be individual users or a group of users, or may be non-users **260** of the adaptive system **100**. For Internet-based applications, the adaptive recommendations **250** may be delivered through a web browser directly, or through RSS/Atom feeds and other similar protocols.

The recommended structural subsets **280**, along with associated content may constitute most or all of the user interface that is presented to the recommendations recipient, on a periodic or continuous basis. Such embodiments correspond to the continuous, fully adaptive interface described in the framework **2000** of FIG. **42**, below, including systems which do not syndicate (**2130**), systems in which individual content is syndicated (**2140**), systems in which structural subsets are syndicated (**2150**), and systems which support recombinant structural syndication.

Where, instead, adaptive system **100** is to receive the adaptive recommendations (the "yes" prong of block **285**), the adaptive recommendations **250** are used to update the structural aspect **210** or the content aspect **230**. The adaptive recommendations **250** are generated based on mapping the potential structural aspect **210** or content aspect **230** to the affinities generated by the usage behavioral inferences (block **288**). The adaptive recommendations **250** are then delivered to enable updating of the structural aspect **210** or the content aspect **230** (block **289**).

The adaptive recommendations function **240** may operate completely automatically, performing in the background and updating the structural aspect **210** independent of human intervention. Or, the adaptive recommendations function **240** may be used by users or experts who rely on the adaptive recommendations **250** to provide guidance in maintaining the system structure as a whole, or maintaining specific structural subsets **280** (semi-automatic).

The navigational context for the recommendation **250** may be at any stage of navigation of the structural aspect **210** (e.g., during the viewing of a particular object **212**) or may be at a time when the recommendation recipient is not engaged in directly navigating the structural aspect **210**. In fact, the recommendation recipient need not have explicitly used the system associated with the recommendation **250**.

Some inferences will be weighted as more important than other inferences in generating the recommendation **250**. These weightings may vary over time, and across recommendation recipients, whether individual recipients or sub-community recipients. As an example, characteristics of objects **21** which are explicitly stored or tagged by the user **200** in a personal structural aspect **210** would typically be a particularly strong indication of preference as storing or tagging system structural subsets requires explicit action by the user **200**. The recommendations optimization algorithms **244** may thus prioritize this type of information to be more influential in driving the adaptive recommendations **250** than, say, general community traffic patterns within the structural aspect **210**.

The recommendations optimization algorithm **244** will particularly try to avoid recommending objects **212** that the user is already familiar with to the user. For example, if the user **200** has already stored or tagged the object **212** in a personal structural subset **280**, then the object **212** may be a low ranking candidate for recommendation to the user, or, if recommended, may be delivered to the user with a designation acknowledging that the user has already saved or marked the object for future reference. Likewise, if the user **200** has recently already viewed the associated system object (regard-

less of whether it was saved to his personal system), then the object would typically rank low for inclusion in a set of recommended objects.

The preference inferencing algorithm **242** may be tuned by the individual user. The tuning may occur as adaptive recommendations **250** are provided to the user, by allowing the user to explicitly rate the adaptive recommendations. The user **200** may also set explicit recommendation tuning controls to adjust the adaptive recommendations to her particular preferences. For example, the user **200** may guide the adaptive recommendations function **240** to place more relative weight on inferences of expert preferences versus inferences of the user's own personal preferences. This may particularly be the case if the user was relatively inexperienced in the corresponding domain of knowledge associated with the content aspect **230** of the system, or a structural subset **280** of the system. As the user's experience grows, she may adjust the weighting toward inferences of the user's personal preferences versus inferences of expert preferences.

Adaptive recommendations, which are structural subsets of the adaptive system **100** (see FIG. 4), may be displayed in variety of ways to the user. The structural subsets **280** may be displayed as a list of objects **212** (where the list may be null or a single object). The structural subset **280** may be displayed graphically. The graphical display may provide enhanced information that may include depicting relationships among objects (as in the "relationship" arrows of FIG. 9).

In addition to the structural subset **280**, the recommendation recipient may be able to access information **232** to help gain an understanding about why the particular structural subset was selected as the recommendation to be presented to the user. The reasoning may be fully presented to the recommendation recipient as desired by the recommendation recipient, or it may be presented through a series of interactive queries and associated answers, where the recommendation recipient desires more detail. The reasoning may be presented through display of the logic of the recommendations optimization algorithm **244**. A natural language (e.g., English) interface may be employed to enable the reasoning displayed to the user to be as explanatory and human-like as possible.

The personal preference of the user may affect the nature of the display of the information. For example some users may prefer to see the structural aspect in a visual, graphic format while other users may prefer a more interactive question and answer or textual display.

System users may be explicitly represented as objects in the structural aspect **210** and hence embodied in structural subsets **280**. Either embodied as structural subsets, or represented separately from structural subsets **280**, the adaptive recommendations **250** of some set of users of the adaptive system **100** may be determined and displayed to recommendation recipients, providing either implicit or explicit permission is granted by the set of users. The recommendations optimization algorithm **244** may match the preferences of other users of the system with the current user. The preference matches may include the characteristics of structural subsets stored or tagged by users, their structural subset subscriptions and other self-profiling information, and their system usage patterns **248**. Information about the recommended set of users may be displayed. This information may include names, as well as other relevant information such as affiliated organization and contact information. The information may also include system usage information, such as common system objects subscribed to, etc. As in the case of structural subset adaptive recommendations, the adaptive recommendations of other users may be tuned by an individual user through interactive feedback with the adaptive system **100**.

The adaptive recommendations **250** may be in response to explicit requests from the user. For example, a user may be able to explicitly designate one or more objects **212** or structural subsets **280**, and prompt the adaptive system **100** for a recommendation based on the selected objects or structural subsets. The recommendations optimization algorithm **250** may put particular emphasis on the selected objects or structural subsets, in addition to applying inferences on preferences from usage behaviors, as well as optionally, content characteristics.

In some embodiments, the adaptive recommendations function **240** may augment the preference inferencing algorithm **242** with considerations related to maximizing the revelation of user preferences, so as to better optimize the adaptive recommendations **250** in the future. In other words, where the value of information associated with reducing uncertainty associated with user preferences is high, the adaptive recommendations function **250** may choose to recommend objects **212** or other recommended structural aspects **210** as an "experiment." For example, the value of information will typically be highest for relatively new users, or when there appears to be a significant change in usage behavioral pattern **248** associated with the user **200**. The adaptive recommendations function **240** may employ design of experiment (DOE) algorithms so as to select the best possible "experimental" adaptive recommendations, and to optimally sequence such experimental adaptive recommendations, and to adjust such experiments as additional usage behaviors **270** are assimilated. The preference inferencing **242** and recommendations optimization **244** algorithms may also preferentially deliver content that is specially sponsored, for example, advertising or public relations-related content.

In summary, the adaptive recommendations **250** may be presented to the users **200**, to the non-user **260**, or back to the adaptive system **100**, for updating either the structural aspect **210** or the content aspect **230**. The adaptive recommendations **250** will thus influence subsequent user interactions and behaviors associated with the adaptive system **100**, creating a dynamic feedback loop.

Automatic or Semi-Automatic System Structure Maintenance

The adaptive recommendations function **240**, optionally in conjunction with system structure maintenance functions, may be used to automatically or semi-automatically update and enhance the structural aspect **210** of the adaptive system **100**. The adaptive recommendations function **240** may be employed to determine new relationships **214** among objects **212** in the adaptive system, within structural subsets **280**, or structural subsets associated with a specific sub-community. The automatic updating may include potentially assigning a relationship between any two objects to zero (effectively deleting the relationship between the two objects).

In either an autonomous mode of operation, or in conjunction with human expertise, the adaptive recommendations function **240** may be used to integrate new objects **212** into the structural aspect **210**, or to delete existing objects **212** from the structural aspect.

The adaptive recommendations function **240** may also be extended to scan and evaluate structural subsets **280** that have special characteristics. For example, the adaptive recommendations function **240** may suggest that certain of the structural subsets that have been evaluated are candidates for special designation. This may include being a candidate for becoming a new specially designated sub-system or structural subset. The adaptive recommendations function **240** will suggest to human users or experts the structural subset **280** that is suggested to become a new sub-system or structural subset,

23

along with existing sub-system or structural subsets that are deemed to be "closest" in relationship to the new suggested structural subset. A human user or expert may then be invited to add the object or objects **212**, and may manually create relationships **214** between the new object and existing objects.

As another alternative, the adaptive recommendations function **240**, optionally in conjunction with the system structure maintenance functions, may automatically generate the object or objects **212**, and may automatically generate the relationships **214** between the newly created object and other objects **212** in the structural aspect **210**.

This capability is extended such that the adaptive recommendations function **240**, in conjunction with system structure maintenance functions, automatically maintains the structural aspect and identified structural subsets **280**. The adaptive recommendations function **240** may not only identify new objects **212**, generate associated objects **212**, and generate associated relationships **214** among the new objects **212** and existing objects **212**, but also identify objects **212** that are candidates for deletion. The adaptive recommendations function **240** may also automatically delete the object **212** and its associated relationships **214**.

In this way the adaptive recommendations function **240**, optionally in conjunction with a system structure maintenance function, may automatically adapt the structural aspect **210** of the adaptive system **100**, whether on a periodic or continuous basis, so as to optimize the user experience.

In some embodiments, each of the automatic steps listed above with regard to updating the structural aspect **210** may be employed interactively by human users and experts as desired.

Hence, the adaptive recommendations function **240**, driven in part by usage behaviors, automatically or semi-automatically updates the system structural aspect **210** (see dotted arrow **245** in FIG. 1). The feedback loop is closed as user interactions with the adaptive system **100** are influenced by the structural aspect **210**, providing an adaptive, self-reinforcing feedback loop between the usage aspect **230** and the structural aspect **210**.

Automatic or Semi-Automatic System Content Maintenance

As shown in FIG. 1, the adaptive recommendations function **240** may provide the ability to automatically or semi-automatically update the content aspect **230** of the adaptive system **100** (see dotted arrow **246**). Examples of content that may be updated include text, animation, audio, video, tutorials, manuals and interactive applications; reviews and brief descriptions of the content may also be updated. Customized text or multi-media content suitable for online viewing or printing may be generated. U.S. patent application Ser. No. 10/715,174 entitled "A Method and System for Customized Print Publication and Management" discloses relevant approaches for updating the content aspect **230** and is incorporated here in its entirety by reference.

The adaptive recommendations function **240** may operate automatically, performing in the background and updating the content aspect **230** independently of human intervention. Or, the adaptive recommendations function **240** may be used by users **200** or special experts who rely on the adaptive recommendations **250** to provide guidance in maintaining the content aspect **230**.

As in the case of the structural aspect **210**, different communities may also be used to model the maintenance of the content aspect **230**. The communities, affinity groups, and user segments are used to adapt the relevancies and to create, alter or delete relationships **214** between the objects **212**. The adaptive recommendations **250** may present the objects **212**

24

to the user **200** in a different combination than initially may have been inputted and may treat sections of a larger object such as a document, book or manual as multiple objects that can be recombined in a pattern that is aligned with community usage, by creating or altering relationships between sections.

In addition, as user feedback on system activities and usage behavioral patterns **248** is accumulated, the adaptive system **100** may suggest areas where extra content would be beneficial to users. For example, if the object **212** is frequently rated by users **200** as difficult to understand, or if only expert users in a community are accessing the object, the adaptive system **100** may recognize the need for supplemental content (e.g., in the form of documentation or online tutorials or demonstrations).

Hence, as shown in FIG. 1, the adaptive recommendations function **240**, driven in part by usage behaviors **270**, automatically or semi-automatically updates the content aspect **230**. The feedback loop is closed as the interactions of the user **200** with the adaptive system **100** are influenced by updates to the content aspect **230**, providing an adaptive, self-reinforcing feedback loop between the usage aspect **210** and the content aspect **230**, and, in some embodiments, between the usage aspect **210**, the structural aspect **220**, and the content aspect **230**.

Furthermore, the adaptive system **100** may serve as a "user" of another adaptive system. Recall from FIG. 1 that the one or more users **200** may include a human entity, non-human entities, such as another computer system, or a second adaptive system that interacts with the adaptive system. The second adaptive system is known herein as a virtual user of the adaptive system **100**.

In FIG. 11, the one or more users **200A** of adaptive system **100A** have been expanded to include a human user **1206**, a non-human user **1205**, and a virtual user, adaptive system **100B**. Interactions with the adaptive system **100A** by each entity **100B**, **1205**, and **1206** are monitored and used to make preference inferences. The interactions may include any of the usage behaviors **270** listed in Table 1. The interactions with the adaptive system **100A** by the virtual user (adaptive system **100B**) may come from the adaptive recommendations function **240B** of the adaptive system **100B**, combined with functions suitable for interactions between the two systems **100A** and **100B**. The adaptive recommendations function **240A** may generate adaptive recommendations **250A** to be received by any of the recommendations recipients, the human user **1206**, the non-human computer **1205**, or the virtual user, the adaptive system **100B**.

Where the adaptive system **100B** is less "experienced" (relative to the adaptive system **100A**), the adaptive recommendations function **240A** may serve as a training mechanism for the new adaptive system **100B**. Given a distribution of objects **212** and their relationships **214**, metrics and usage behaviors **270** associated with scope, subject and other experiential data such as patterns of other adaptive systems, the adaptive recommendations function **240A** may automatically begin assimilation of objects **212** into the less experienced adaptive system **100B**, possibly with intervention by human users. Clusters of newly assimilated objects **212** may enable inferences resulting in the suggestion of new structural subsets **280**, communities; and their associated relationships would also be, in some embodiments, automatically created and updated. Application of mutual training functionality of the adaptive recommendation engine may also be applied when two or more adaptive systems are directly integrated.

The virtual user (adaptive system **100B**) may be integrated with human and non-human users, as depicted in FIG. 11, or the virtual user may be segregated from other users **200** of the

adaptive system **100**, as desired. As in the case of the human user **1206**, the virtual user **100B** may be explicitly represented as an object **212** within the adaptive system **100A**, as shown in FIG. **12**. Thus, any of the users **200A**, human user **1206**, non-human user **1205**, or virtual user **100B** may be explicitly represented as information **232** within the content aspect **230A** (and associated object **212** in the structural aspect **210A**) of the adaptive system **100A**. In this way, the content aspect **230A** may be extended to encompass users **200** of the adaptive system **200A**. Thus, the users **200A** of the adaptive system **100A** are merged, in a representational sense, with the adaptive system itself. The representation of users **200** as being part of the content **230A**, as shown in FIG. **12**, reflects aspects of social networks and adaptive systems that are beneficially combined.

As with the human user **1206** and the non-human user **1205**, virtual users may mutually "use" or interact with one another, as represented by the arrows **201**, **203**, and **205** leading from the users **200** and the dotted arrow **255** leading from the adaptive recommendations **250A** to the users **200B**. The mutual interaction between the adaptive systems **100A** and **100B** enable collective evolution of the structural aspects **210A** and **210B** and the content aspects **230A** and **230B**. This principle may be extended to multiple adaptive systems mutually interacting with one another.

The adaptive system **100** is distinguishable from collaborative filtering-based prior art. For example, U.S. Pat. No. 5,790,426, entitled "Automated Collaborative Filtering System" (Robinson) recommends information items based on direct ratings of multiple system users. However, among many other aspects of distinction, the Robinson invention is limited to inferences associated with one type of usage behavior, the direct rating of informational items only, and has no provisions for modifying the system structure or content based on preference inferences.

Network-Based Embodiments

The structural aspect **210** of the adaptive system **100** may be based on a network structure. The structural aspect **210** thus includes two or more objects, along with associated relationships among the objects. Networks, as used herein, are distinguished from other structures, such as hierarchies, in that networks allow potential relationships between any two objects of a collection of objects. In a network, there are not necessarily well-defined parent objects, and associated children, grandchildren, etc., objects, nor a "root" object associated with the entire system, as there would be by definition in a hierarchy. In other words, networks may include cyclic relationships that are not permitted in strict hierarchies. As used herein, a hierarchy can be thought of as just one particular form of a network, with some additional restrictions on relationships among network objects.

The adaptive system **100** is distinguishable from network-based system structures of the prior art. For example, U.S. Pat. No. 6,285,999, entitled "Method for Node Ranking in a Linked Database" (Page), is a linked node search algorithm that presents a ranking of nodes based on the relative level of linkages among the nodes. However, among many other aspects of distinction, the Page invention is limited to non-fuzzy networks, does not generate persistent structural or content modifications, and does not utilize system usage information as does the adaptive system **100**. Another example, U.S. Pat. No. 5,875,446, entitled "System and Method for Hierarchically Grouping and Ranking a Set of Objects in a Query Context Based on One or More Relationships" (Brown, et al), delivers a retrieved set of objects from an object base that has potentially non-directed, weighted relationships, and organizes the retrieved objects in a hierar-

chical structure. However, among many other aspects of distinction, the Brown, et al, invention does not generate persistent structural or content modifications, does not enable delivery of non-hierarchical structures to users, and does not utilize system usage information, as does the adaptive system **100**.

The structural aspect **210** of the adaptive system **100** may also have a fuzzy network structure. Fuzzy networks are distinguished from other types of network structures in that the relationships between objects in fuzzy networks may be by degree. In non-fuzzy networks, the relationships between objects are binary. Thus, between any two objects, relationships either exist or they don't exist.

As used herein, a fuzzy network is defined as a network of information in which each individual item of information may be related to any other individual item of information, and the associated relationship between the two items may be by degree. A fuzzy network can be thought of abstractly as a manifestation of relationships among fuzzy sets (rather than classical sets), hence the designation "fuzzy network." As used herein, a non-fuzzy network is a subset of a fuzzy network, in which relationships are restricted to binary values (i.e., relationship either exists or does not exist). Pedrycz and Gomide, Introduction to Fuzzy Sets: Analysis and Design, 1998 provide additional background regarding fuzzy sets.

Generalizing further, both classical networks and fuzzy networks may have a-directional (also called non-directed) or directed links between nodes. Four network topologies are listed in Table 2.

TABLE 2

Network Topologies		
network type	links between nodes	link type
type i (classical)	binary	a-directional
type ii (classical)	binary	distinctly directional
type iii (fuzzy)	multi-valued	a-directional
type iv (fuzzy)	multi-valued	distinctly directional

The first two types (i and ii) are classical networks. Fuzzy networks, as used herein, are networks with topologies iii or iv.

For each of the four network topologies listed in Table 2, another possible variation exists: whether the network allows only a single link or multiple links between any two nodes, where the multiple links may correspond to multiple types of links. For example, the fuzzy network types (iii and iv) of Table 2 may permit multiple directionally distinct and multi-valued links between any two nodes in the network. The adaptive system **100** encompasses any of the network topologies listed in Table 2, including those which allow multiple links and multiple link types between nodes.

The relationship among nodes in a fuzzy network may be described most generally by an affinity matrix. For a network with N nodes, $n_1 \dots n_N$, for integer i , the affinity matrix will have N rows and columns. Each cell of the matrix contains a number from 0 to 1 that describes the relationship between the associated two nodes, n_a and n_b , $1 \leq a, b \leq i$. For classic networks (topology i or ii), each cell of the affinity matrix contains either a 0 or a 1; for fuzzy networks (topology iii or iv), each cell, when normalized, contains a number between 0 and 1, inclusive. If the network allows multiple types of links between any two nodes, then each type of link will have a corresponding affinity matrix associated therewith.

It is instructive to review networks that are familiar and their associated topologies. For example, the World Wide Web, which has been much studied, is generally thought of as a directionally distinct, binary link network (topology ii). In

other words, either a web page has a link to another web page or it does not, and the link between the web page and the other web page has a particular direction. (Although there may be multiple links between two web pages, the links are not different in link type, in that they do not have distinctive relationship meanings. The brain, on the other hand, seems to be a fuzzy network, and the links between neurons seem to be generally directionally distinct (Laughlin and Sejnowski, Communication in Neuronal Networks, Science, September 2003). Social networks also seem to be fuzzy networks, and the links among people may sometimes be modeled as a-directional, but more descriptively may be modeled as directionally distinct.

Mathematically, for a non-fuzzy network, it can be said, without loss of generality, that a relationship translates to either a "0" or a "1"—"0," for example if there is not a relationship, and "1" if there is a relationship. For fuzzy networks, the relationships between any two nodes, when normalized, may have values along a continuum between 0 and 1 inclusive, where 0 implies no relationship between the nodes, and 1 implies the maximum possible relationship between the nodes. Fundamentally then, fuzzy networks can provide more information about the relationship among network nodes than can non-fuzzy networks.

FIG. 13A depicts a non-fuzzy, a-directional network 300 (topology i) according to the prior art, in which up to one relationship type between nodes is possible. Two nodes, Node Y and Node Z have a relationship 305, as designated by the line between the two nodes. The relationship 305 is assumed to be bi-directional, as there is not sufficient information in a non-directed relationship to assume otherwise. The value of the relationship is represented by the relationship indicator 307. For Node Z and Node X, there is no direct relationship, and therefore no line or associated relationship indicator between the two nodes. Alternatively, a line could be drawn between Node Z and Node X, with an associated relationship indicator of "0" to represent a null relationship between the two nodes.

FIG. 13B depicts a non-fuzzy a-directional network 110 (topology i) according to the prior art, in which multiple relationship types between at least two nodes in the network is possible. Two distinct types of relationships 312 and 314 are shown between Node V and Node W. A relationship 309 (having a value of "1") is associated with the relationship type 312 while a relationship 311 (having a value of "1") is associated with the relationship type 314. Again, where no relationship exists between two nodes, such as Node X and Node W, a line with an associated relationship value of "0" may be included in the diagram.

FIG. 14A illustrates how a non-fuzzy, and thus implicitly bi-directional relationship, may be decomposed into two separate directed relationships (topologies i and ii), according to the prior art. In the two-node network 320, there exists a relationship 322 between Node A and Node B, with a corresponding relationship indicator 323 with a value of "1." The same network 320 can be alternatively depicted as having two directed relationships, relationship 326 and relationship 328 between Node A and Node B, with corresponding relationship indicators optionally shown and set to "1," by definition.

FIG. 14B illustrates the same alternative representations of bi-directional relationships for fuzzy networks (topologies iii and iv), according to the prior art. Fuzzy network 330 is comprised of two nodes, Node C and Node D, and a relationship designator 331 between the two nodes. The relationship is bi-directional, as signified by the dual arrows associated with 331, and with an asymmetry of relationship between the two nodes, as indicated by the distinct and unequal relation-

ship indicators 332 and 334 associated with 331. An alternative representation of the same fuzzy network 330 decomposes relationship 331 into two separate directionally distinct relationship designators 336 and 338, with associated relationship indicators 337 and 339.

FIG. 15A and 15B depict a directed, non-fuzzy analog to the non-directed, non-fuzzy network examples illustrated by FIGS. 13A and 13B, according to the prior art. FIG. 15A depicts a non-fuzzy, non-directed network 340 (topology i). A uni-directional directed relationship 342 is shown going from Node E to Node F, with an associated relationship indicator 344. Relationship indicators are by definition "1" for any non-null relationship in a non-fuzzy network and need not therefore in general be explicitly shown as they are in FIG. 15A. Relationship 346 depicts a bi-directional relationship between Node E and Node G.

FIG. 15B depicts a directed, non-fuzzy network 350 with multiple relationship types between at least two nodes in the network (topology ii), according to the prior art. As an example, two distinct types of relationships 352 and 354 are shown between Node H and Node J.

FIGS. 16A and 16B depict a-directional fuzzy networks (topology iii), according to the prior art. The network 360 in FIG. 13A includes a relationship 364 between Node M and Node N that has an associated relationship indicator 366 with a value of 0.4. A different relationship indicator 368 is included between Node M and Node P. The relationship indicator 368 has a value of "1," indicating the closest possible relationship (e.g., the identity relationship) between nodes. FIG. 16B also depicts an a-directional fuzzy network 370, this time with multiple relationship types between at least two nodes. Two distinct types of relationships 172 and 174 are shown between Node Q and Node R.

FIGS. 17A and 17B depict directed fuzzy networks (topology iv), according to the prior art. The network 380 in FIG. 14A includes a relationship 382 between Node S and Node T that has an associated relationship indicator 384. A different relationship indicator 386 between Node S and Node U depicts a situation where the relationship value and associated indicator may equal "1," meaning, depending on context, the closest possible relationship (e.g., the identity relationship). FIG. 17B depicts a non-directed fuzzy network 390 with multiple relationship types between at least two nodes in the network. As an example, two distinct types of relationships 392 and 394 are shown between Node V and Node W.

The structural aspect 210 of the adaptive system 100 of FIG. 1 may support any of the network topologies described above. A-directional relationships between nodes (no arrows), directed relationships between nodes (whether single- or double-arrow), and multiple types of relationships between nodes, are supported by the adaptive system 100. Further, relationship indicators which are binary (e.g., 0 or 1) or multi-valued (e.g., range between 0 and 1) are supported by the adaptive system.

It can readily be seen that a hierarchy may be described as a directed fuzzy network with the additional restrictions that the relationship values and indicators associated with each relationship must be either "1" or "0" (or the symbolic equivalent). Further, hierarchies do not support cyclic or closed relationship paths.

Although the network structures and variations described herein are represented in the accompanying figures by a network pictorial style, it should be understood that some embodiments may use alternative representations of network structures. These representations may include affinity matrices, as described herein, tabular representations, vector representations, or functional representations. Furthermore, the

network operators and algorithms described herein may operate on any of these representations, or on combinations of network representations.

In FIG. 18, according to some embodiments, an adaptive recombinant system 800 is depicted. The adaptive recombinant system 800 includes the adaptive system 100 of FIG. 1, as well as a syndication function 810, a fuzzy network operators function 820, and an object evaluation function 830. The adaptive recombinant system is capable of syndicating and recombining structural subsets 280. The structural subsets 280 may be derived through either direct access of the structural aspect 210 by the fuzzy network operators function 820, or the structural subsets 280 may be generated by the adaptive recommendations function 240. The adaptive recombinant system 800 of FIG. 18 is capable of syndicating (sharing) and recombining the structural subsets, whether for display to the user 200 or non-user 260, or to update the structural aspect 210 and/or the content aspect 230 of the adaptive system 100. In addition, these functions are capable of updating multiple adaptive systems, or aiding in the generation of a new adaptive system.

The syndication function 810 may syndicate elements of the usage aspect 220 associated with syndicated structural subsets 280, thus enabling elements of the usage clusters and patterns, along with the corresponding structural subsets, to be combined with other structural subsets and associated usage clusters and patterns.

As explained above, the structural aspect 210 of the adaptive system 100 employs a network structure, and is not restricted to a particular type of network. In some embodiments, the adaptive recombinant system 800 operates on an adaptive system in which the structural aspect 210 is a fuzzy network. The structural subsets 280 generated by the adaptive recombinant system 800 during syndication or recombination are likewise fuzzy networks in these embodiments, and are also called adaptive recombinant fuzzy networks. Recall that a structural subset is a portion or subset of the structural aspect 210 of the adaptive system 100. The structural subset 280 may include a single or multiple objects, and their associated relationships.

Generalized Network Degrees of Separation

The notion of the degree of separation among nodes in non-fuzzy networks is well known. Degrees of separation may be employed as a metric to describe a "neighborhood" within a network. The degree of separation between any two nodes is defined as the shortest path between the two nodes. For networks with directionally distinct relationships between nodes, the shortest path between any two nodes may be specified to adhere to a specific directional orientation.

A node can be thought of as having a zeroth degree of separation with itself. The node has a first degree of separation from other nodes to which it is directly connected. The node has a second degree of separation from the nodes that are directly connected to first degree of separation nodes and are not already more closely separated, and so on. FIG. 21 depicts a non-fuzzy, a-directional network 600 and the associated degrees of separation 602 from Node X, according to the prior art.

The notion of degrees of separation of non-fuzzy networks is extended to fuzzy networks in the adaptive system 100. Fractional degrees of separation among nodes may be attributed to fuzzy networks. The degree of separation between the two nodes can be defined as:

$$(\text{scaling factor} + (1 - \text{affinity}_{ij}))$$

for a given affinity level, affinity_{ij}, where 0 < affinity_{ij} ≤ 1, for Node i and Node j, and where 1 is the strongest possible

relationship, excluding the identity relationship, and 0 implies no direct relationship. "Scaling factor" is a number between 0 and 1 chosen to normalize the degrees of separation for the fuzzy network consistent with the specific definition and distributions of the affinities between nodes in the fuzzy network.

For example, if an affinity of 1.0 is defined as the identity function, then the scaling factor could be set to 0 so that the degree of separation of an affinity of 1.0, the identity degree of separation, is defined as 0. Alternatively, if an affinity of 0 is defined as no relationship whatsoever, then the degree of separation should logically be greater than 1.0, so the scaling factor may be chosen as a number up to and including 1.0.

The scaling factor may be a function of the specific distribution of the intensity level of affinities in a fuzzy network. These intensities may be linear across the range of 0 and 1, or may be nonlinear. If, for example, the mean intensity is defined at 0.5, then the scaling factor for the fractional degree of separation calculation could be set at 0.5.

In summary, for fuzzy networks, the general case of "distance" relationship between two directly linked nodes is a fractional degree of separation. More generally, the degree of separation between any two nodes in a fuzzy network is defined as the minimum of the degrees of separation (which may be calculated on the basis of a specific directional orientation of relationships among the nodes) among all possible paths between the two nodes, where the degrees of separation between any two nodes along the path may be fractional. Where a network has multiple relationships between nodes, multiple potentially fractional degrees of separation may be calculated between any two nodes in the network.

For convenience, the term fractional degrees of separation may be shortened to the acronym "FREES" (FRactional degrees of Separation)—as in, say, "Node X is 2.7 FREES from Node Y" FIG. 22 represents a fuzzy, a-directional network 610 and the associated degrees of separation 622 (using a scaling factor of 0.5) from Node X.

The degree of separation within the fuzzy or non-fuzzy network may be calculated and displayed on demand for any two nodes in the network. All nodes within a specified degree of separation of a specified node may be calculated and displayed. Optionally, the associated fractional degrees of separation between the base node and the nodes within the specified fractional degrees of separation may be displayed.

FIG. 23 depicts a subset 620 of the non-fuzzy a-directional network 600 of FIG. 21, according to the prior art, where the subset 620 is defined as all nodes within two degrees of separation of Node X. FIG. 24 depicts a subset 630 of the fuzzy a-directional network 610 of FIG. 22, according to some embodiments, where the subset 630 is defined as all nodes within 2.5 degrees of separation of Node X.

The degrees of separation among nodes in a fuzzy network may be described by a fractional degrees-of-separation (FREES) matrix. For a network with N nodes, n₁ . . . n_m, the degree-of-separation matrix will have N rows and columns. Each cell of the matrix contains a number that describes the degree of separation between the associated two nodes, i_j, and n_o. For non-fuzzy networks, each cell will contain an integer value; for fuzzy networks each cell of the FREES matrix may contain non-integer values. For both fuzzy and non-fuzzy networks, the diagonal of the affinity matrix will be 0's—the identity degree of separation. If a fuzzy network is described by multiple affinity matrices, then the multiple affinity matrices correspond on a one-to-one basis with multiple associated FREES matrices.

The degrees of separation for networks with multiple relationship types, whether for fuzzy or non-fuzzy networks, may

be calculated as a function across some or all of the relationship types. For example, such a function could be the minimum of degree of separation from Node X to Node Y of all associated relationship types, or the function could be an average, or any other relevant mathematical function.

According to some embodiments, the adaptive recombinant system **800** of FIG. **18** employs fractional degrees of separation in its syndication and recombination operations, as described in more detail, below.

Fuzzy Network Subsets and Adaptive Operators

The adaptive recombinant system **800** of FIG. **18** includes fuzzy network operators **820**. The fuzzy network operators **820** may manipulate one or more fuzzy or non-fuzzy networks. Some of the operators **820** may incorporate usage behavioral inferences associated with the fuzzy networks that the operators act on, and therefore these operators may be termed "adaptive fuzzy network operators." The fuzzy network operators **820** may apply to any fuzzy network-based system structure, including fuzzy content network system structures, described further below.

FIG. **20** is a block diagram depicting some fuzzy network operators **820**, also called functions or algorithms, used by the adaptive recombinant system **800**. A selection operator **822**, a union operator **824**, an intersection operator **826**, a difference operator **828**, and a complement operator **832** are included, although additional logical operations may be used by the adaptive recombinant system **800**. Additionally, the fuzzy network operators **820** include a resolution function **834**, which is used in conjunction with one or more of the operators in the fuzzy network operators **820**.

A selection operator **822**, which selects subsets of networks, may designate the selected network subsets based on degrees of separation. For example, subsets of a fuzzy network may be selected from the neighborhood, designated by a FREES metric, around a given node, say Node X. The selection may take the form of selecting all nodes within the designated network neighborhood, or all the nodes and all the associated links as well within the designated network neighborhood, where the network neighborhood is defined as being within a certain degree of separation from Node X. A non-null fuzzy network subset will therefore contain at least one node, and possibly multiple nodes and relationships.

Two or more fuzzy network subsets may then be operated on by network operations such as union, intersection, difference, and complement, as well as any other Boolean set operators. An example is an operation that outputs the intersection (intersection operator **826**) of the network subset defined by the first degree or less of separation from Node X and the network subset defined by the second or less degree of separation from Node Y. The operation would result in the set of nodes and relationships common to these two network subsets, with special auxiliary rules optionally applied to resolve duplicative relationships as will be explained below.

The network operations may apply explicitly to fractional degrees of separation. For example, the union operator **824** may be applied to the network subset defined by half a degree of separation (0.5) or less from Node X and the network subset defined as 2.4 degrees of separation or less from Node Y. The union of the two network subsets results in a unique set of nodes and relationships that are contained in both of these network subsets. Special auxiliary rules may optionally be applied to resolve duplicative relationships. Fuzzy network operations may also be chained together, e.g., a union of two network subsets intersected with a third network subset, etc.

The fuzzy network operators **820** may have special capabilities to resolve the situation in which union **824** and intersection **826** operators define common nodes, but with differ-

ing relationships or values of the relationships among the common nodes. The fuzzy network intersection operator **826**, Fuzzy_Network_Intersection, may be defined as follows:

$$Z = \text{Fuzzy_Network_Intersection}(X, Y, W)$$

where X, Y, and Z are network subsets and W is the resolution function **834**. The resolution function **834** designates how duplicative relationships among nodes common to fuzzy network subsets X and Y are resolved.

Specifically, the fuzzy network intersection operator **826** first determines the common nodes of network subsets X and Y, to form a set of nodes, network subset Z. The fuzzy network intersection operator **826** then determines the relationships and associated relationship value and indicators uniquely deriving from X among the nodes in Z (that is, relationships that do not also exist in Y), and adds them into Z (attaching them to the associated nodes in Z). The operator then determines the relationships and relationship indicators and associated values uniquely deriving from Y (that is, relationships that do not also exist in X) and applies them to Z (attaching them to the associated nodes in Z).

For relationships that are common to X and Y, the resolution function **834**, is applied. The resolution function **834** may be any mathematical function or algorithm that takes the relationship values of X and Y as arguments, and determines a new relationship value and associated relationship indicator.

The resolution function **834**, Resolution_Function may be a linear combination of the corresponding relationship value of X and the corresponding relationship value of Y, scaled accordingly. For example:

$$\text{Resolution_Function}(X_{RV}, Y_{RV}) = (c_1 * X_{RV} + c_2 * Y_{RV}) / (c_1 + c_2)$$

where X_{RV} and Y_{RV} are relationship values of X and Y, respectively, and c_1 and c_2 are coefficients. If $c_1=1$, and $c_2=0$, then X_{RV} completely overrides Y_{RV} . If $c_1=0$ and $c_2=1$, then Y_{RV} completely overrides X_{RV} . If $c_1=1$ and $c_2=1$, then the derived relationship is a simple average of X_{RV} and Y_{RV} . Other values of c_1 and c_2 may be selected to create weighted averages of X_{RV} and Y_{RV} . Nonlinear combinations of the associated relationships values, scaled appropriately, may also be employed.

The Fuzzy_Network_Union operator **824** may be derived from the Fuzzy_Network_Intersection operator **826**, as follows:

$$Z = \text{Fuzzy_Network_Union}(X, Y, W)$$

where X, Y, and Z are network subsets and W is the resolution function **834**. Accordingly,

$$Z = \text{Fuzzy_Network_Intersection}(X, Y, W) + (X - Y) + (Y - X)$$

That is, fuzzy network unions of two network subsets may be defined as the sum of the differences of the two network subsets (the nodes and relationships that are uniquely in X and Y, respectively) and the fuzzy network intersection of the two network subsets. The resulting network subset of the difference operator contains any unique relationships between nodes uniquely in an originating network subset and the fuzzy network intersection of the two subsets. These relationships are then added to the fuzzy network intersection along with all the unique nodes of each originating network subset, and all the relationships among the unique nodes, to complete the resulting fuzzy network subset.

It should be noted that, unlike the corresponding classic set operators, the fuzzy network intersection **826** and union **824** operators are not necessarily mathematically commutative—

that is, the order of the operands may matter. The operators will be commutative if the resolution function or algorithm is commutative.

For the adaptive recombinant system **800**, the resolution function **834** that applies to operations that combine multiple networks may incorporate usage behavioral inferences related to one or all of the networks. The resolution function **834** may be instantiated directly by the adaptive recommendations function **240** (FIG. 18), or the resolution function **834** may be a separate function that invokes the adaptive recommendations function. The resulting relationships in the combined network will therefore be those that are inferred by the system to best reflect the collective usage histories and preference inferences of the predecessor networks.

For example, where one of the predecessor networks was used by larger numbers of individuals, or by individuals that members of communities or affinity groups that are inferred to be best informed on the subject of the associated content, then the resolution function **834** may choose to preferentially weight the relationships of that predecessor network higher versus the other predecessor networks. The resolution function **834** may use any or all of the usage behaviors **270**, along with associated user segmentations and affinities obtained during usage behavior pre-processing **204** (see FIG. 3C), as illustrated in FIG. 8 and Table 1, and combinations thereof, to determine the appropriate resolution of common relationships and relationship values among two or more networks that are combined into a new network.

Fuzzy Network Metrics

Special metrics may be used to measure the characteristics of fuzzy networks and fuzzy network subsets. For example, these metrics may provide measures associated with the relationship of a network node or object to other parts of the network, and relative to other network nodes or objects. A metric may be provided that indicates the degree to which nodes are connected to the rest of the network. This metric may be calculated as the sum of the affinities of first degree or less separated directionally distinct relationships or links. The metric may be called a first degree connectedness parameter for the specific node.

The first degree connectedness metric may be generalized for zeroth to N^{th} degrees of connectedness as follows. The zeroth degree of connectedness is, by definition, zero. The N^{th} degree of connectedness of Node X is the sum of the affinities among all nodes within N degrees of separation of Node X. For fuzzy networks, N may not necessarily be an integer value. The connectedness parameters may be indexed to provide a convenient relative metric among all other nodes in the network.

As an example, in the fuzzy network **630** of FIG. 24, the first degree of connectedness of Node X is determined by summing all relationship values associated with Node X to objects within a fractional degree of separation, defined here as less than 1.5 degrees of separation. Four nodes which have less than 1.5 degrees of separation from Node X are shaded in FIG. 24. By summing the affinities of the four nodes ($0.9 + 0.4 + 0.3 + 0.3$), a connectedness metric of 1.9 for Node X is obtained.

In networks in which there are multiple types of relationships among nodes, there may be multiple connectedness measures for any specific Node X to the subset of the fuzzy network specified by a degree of separation, N, from X.

In summary, connectedness for a specific Node X may have variations associated with relationship type, the specified directions of the relationships selected for computation, and the degree of separation from the Node X. The general connectedness metric function may be defined as follows:

Connectedness(Node X, T, D, S)

where T is the relationship indicator type, D is the relationship direction, and S is the degree of separation. The Connectedness metric may be normalized to provide a convenient relative measure by indexing the metric across all nodes in a network.

A metric of the popularity of the network nodes or objects, or popularity metric, may also be provided. The fuzzy or non-fuzzy network may be implemented on a computer system, or on a network of computer systems such as the Internet or on an Intranet. The system usage behavioral patterns of users of the fuzzy network may be recorded. The number of accesses of particular nodes or objects of a fuzzy to non-fuzzy network may be recorded. The accesses may be defined as the actual display of the node or object to the user or the accesses may be defined as the display of information associated with the node or object to user, such as access to an associated editorial review. In some of these embodiments, the popularity metric may be based on the number of user accesses of the associated node or object, or associated-information. The popularity metric may be calculated for prescribed time periods. Popularity may be recorded for various user segments, in addition to, or instead of, the usage associated with the entire user community. The usage traffic may be stored so that popularity trends over time may be accessed. In the most general case, popularity for a specific Node X will have variations by user segments and time periods. A general popularity function may therefore be represented as follows:

Popularity(Node X, user segment, time period)

The Popularity metric may be normalized to provide a convenient relative measure by indexing the metric across all nodes in a network.

Metrics may be generated that go beyond the connectedness metrics, to provide information on additional characteristics associated with a node or object within the network relative to other nodes or objects in the network. A metric that combines aspects of connectedness and popularity measures, an influence metric, may be generated. The influence metric may provide a sense of the degree of importance or "influence" a particular node or object has within the fuzzy network.

The influence metric for Node X is calculated by adding the popularity of Node X to a term that is the sum of the popularities of the nodes or objects separated by one degree of separation or less from Node X, weighted by the associated affinities between Node X and each associated related node. The term associated with the weighted average of the popularities of the first degree of separation nodes of Node X is scaled by a coefficient. This coefficient may be defined as the inverse of the first degree connectedness metric of Node X.

For fuzzy networks with directionally distinct relationships and affinities, the influence metric may be calculated based only on the first degree affinities or less for relationships that are oriented in a particular direction. For example, influence may be calculated based on all relationships directed to Node X (as opposed to those directed away from Node X).

A generalized influence metric may also be provided, where the N^{th} degree of influence of node or object X is defined as the popularity of Node X added to a term that is the weighted average of the popularities of all nodes within N degrees of separation from Node X (where N may be a non-integer, implying a fractional degree of separation). The weights for each node may be a function of the affinities of the shortest path between Node X and the associated node. The generalized influence metric may be a multiplicative func-

35

tion, that is, the affinities along the path from Node X to each node within N degrees separation are multiplied together and then multiplied by the popularity of the associated node. Or, the metric may be a summation function, or any other mathematical function that combines the affinities along the associated network path. The generalized influence metric may be specified as a recursive function, satisfying the following difference equations and "initial condition":

$$\begin{aligned} \text{Nth Degree of Influence(Node X)} &= (\text{N}-1)\text{th Degree of} \\ &\text{Influence(Node X)} + \text{Influence of Nodes of N} \\ &\text{Degrees of Separation from Node X} \end{aligned} \quad (1)$$

$$\begin{aligned} \text{Zeroth Degree of Influence(Node X)} &= \text{Popularity} \\ &\text{(Node X)} \end{aligned} \quad (2)$$

Where there are directionally distinct affinities, the affinities that are multiplied, summed, or otherwise mathematically operated on, between Node X and all other nodes within a directionally distinct degree of separation (where the degree of separation may be fractional), may be of relationships with a selected directional orientation. The relationship direction term (D, in the connectedness metric function, above, may be scaled by the N^{th} degree of connectedness (of a given directional orientation) of Node X.

The zeroth degree of influence may be defined as just the popularity of Node X. The N^{th} degree of influence is indexed to enable convenient comparison of influence among nodes or objects in the network. Where there are multiple types of relationships between any two nodes in the network, influence may be calculated for each type of relationship. An influence metric may also be generated that averages (or applies any other mathematical function that combines values) across multiple influence metrics associated with two or more relationship types.

FIG. 25 illustrates an example of influence calculations, using a multiplicative scaling method, in accordance with some embodiments. Fuzzy network 650 depicts Node X having a popularity metric 652 of "10". The zeroth degree of influence of Node X is therefore just "10." The first degree of influence of Node X is calculated by multiplying the affinities or relationship indicators associated with relationships from Node X and nodes that are within one degree of separation, by the associated popularities, for example 654, of these nodes. The first degree of influence of Node X is thus the popularity of Node X (10) plus the sum of the popularities of the nodes within one degree of separation, multiplied by their associated relationship values. In FIG. 25, the first degree of influence of Node X is:

$$10 + (45 * 0.3) + (23 * 0.9) + (85 * 0.4) + (42 * 0.3) = 90.8$$

The second degree of influence of Node X is calculated as the first degree of influence of Node X (already calculated) plus the influence contributed by each node that is two degrees of separation from Node X, and may likewise be calculated, as follows:

$$\begin{aligned} &90.8 + (20 * 0.4 * 0.9) + (30 * 0.8 * 0.3) + (150 * 0.2 * 0.3) + \\ &(80 * 0.6 * 0.3) + (90 * 0.9 * 0.3) + (5 * 0.4 * 0.3) + \\ &(20 * 0.5 * 0.3) + (200 * 0.8 * 0.3) = 204.5 \end{aligned}$$

Table 3 lists the first degree affinities, second degree affinities, popularity, calculated influence, and cumulative influence, relative to Node X, for the fuzzy network 650 of FIG. 25.

36

TABLE 3

Affinity, popularity, & influence data for fuzzy network 650.					
Node	1 st ° affinities	2 nd ° affinities	popularity	influence	cum. influence
0 th	1		10	10	10
1 st	0.4		85	34	
1 st	0.9		23	20.7	
1 st	0.3		42	12.6	
10	0.3		45	13.5	90.8
2 nd	0.9	0.4	20	7.2	
2 nd	0.3	0.8	30	7.2	
2 nd	0.3	0.2	150	9	
2 nd	0.3	0.9	90	24.3	
2 nd	0.3	0.8	200	48	
15	0.3	0.5	20	3	
2 nd	0.3	0.4	5	0.6	
2 nd	0.3	0.6	80	14.4	204.5

In summary, the influence metric for Node X may have variations associated with a specific relationship indicator type, a specific direction of relationships for the relationship indicator type, a degree of separation from Node X, and a scaling coefficient that tunes the desired degradation of weighting for nodes and relationships increasingly distant from Node X. The metric function may therefore be represented as follows:

Influence(Node X, relationship indicator type or types, relationship direction, degree of separation, affinity path function, scaling coefficient).

The influence metric may be normalized to provide a convenient relative measure by indexing the metric across all nodes in a network. Metrics associated with nodes of fuzzy networks, such as popularity, connectedness, and influence, may be displayed in textual or graphical forms to users of the fuzzy network-based system. The adaptive recombinant system 800 of FIG. 18 may use connectedness, popularity, and influence metrics in order to syndicate and recombine structural subsets 280 of the adaptive system 100.

Fuzzy Network Syndication and Combination

The adaptive recombinant system 800 of FIG. 18 is able to syndicate and combine structural subsets 280 of the structural aspect 210 (where a structural subset 280 may contain the entire structural aspect 210). The structural subsets 280, which are fuzzy networks, in some embodiments, may be syndicated in whole or in part to other computer networks, physical computing devices, or in a virtual manner on the same computing platform or computing network. Although the adaptive recombinant system 800 is not limited to generating structural subsets which are fuzzy networks, the following figures and descriptions, used to illustrate the concepts of syndication and recombination, feature fuzzy networks. Designers of ordinary skill in the art will recognize that the concepts of syndication and recombination may be generalized to other types of networks.

FIG. 26 illustrates a fuzzy network 500, including a subset 502 of fuzzy network 500. The subset 502 includes three objects 504, 506, and 508, designated as shaded in FIG. 26. The subset 502 also includes associated relationships (arrows) and relationship indicators (values) among the three objects. The separated, or syndicated, subset of the network 502 yields a fuzzy network (subset) 510.

The adaptive system 100 of FIG. 1 may operate in a fuzzy network environment, such as the fuzzy network 500 of FIG. 26. In FIG. 27, an adaptive system 100C includes a structural aspect 210C that is a fuzzy network 500. Thus, adaptive

37

recommendations **250** generated by the adaptive system **100C** are also structural subsets that are themselves fuzzy networks.

Similarly, the adaptive recombinant system **800** of FIG. **18** may operate in a fuzzy network environment. In FIG. **28**, an adaptive recombinant system **800C** includes the adaptive system **100C** of FIG. **27**. Thus, the adaptive recombinant system **800C** may perform syndication and recombination operations, as described above, to generate structural subsets that are fuzzy networks.

The structural aspect **210** of adaptive system **100** may be comprised of multiple structures, comprising network-based structures, non-network-based structures, or combinations of network-based structures and non-network-based structures. In FIG. **29**, the structural aspect **2100** includes multiple network-based structures and non-network-based structures. The multiple structures of **210c** may reside on the same computer system, or the structures may reside on separate computer systems.

FIG. **30** depicts a fuzzy network **520** syndicated to, and combined with, a fuzzy network **530**. Fuzzy network **520** contains objects **522** and **532**. Fuzzy network **530** contains identical objects **522** and **532**, which are depicted by shading.

The adaptive recombinant system **800** may determine objects, such as the objects **522** and **532** of FIG. **30**, to be identical through the object evaluation function **830** (see FIG. **18**). The object evaluation function **830** may include a global or distributed management of unique identifiers for each distinct object. These identifiers may be managed directly by the adaptive recombinant system **800**, or the adaptive recombinant system may rely on an auxiliary system, such as an operating system or another application, to manage object identification. Alternatively, the identity relationship between objects may be determined through comparisons of information associated with the object or through a comparison of the actual object content (information **232**) itself. Associated content may be compared using text, graphic, video, or audio matching techniques. A threshold may be set in determining identicalness between two objects that is less than perfect matching to compensate for minor differences, versions, errors, or other non-substantive differences between the two objects, or to increase the speed of object comparisons by sacrificing some level of accuracy in identification of identicalness.

The combination of the fuzzy network **520** and the fuzzy network **530** yields fuzzy network **540**. In the fuzzy network **540**, relationships that were unique in networks **520** and **530** are maintained. Where relationships or relationship indicators are common in fuzzy networks **520** and **530**, the resolution function **834** (FIG. **20**) is applied to create the relationship and associated relationship indicators in the newly formed fuzzy network **540**.

For example, object **522** and object **532** are part of both fuzzy network **520** and fuzzy network **530**. A relationship **521** is depicted between object **522** and object **532** in the fuzzy network **520**, while a relationship **531** is depicted between object **522** and object **532** in the fuzzy network **530**. Where relationships **521** and **530** are of the same type, the resulting relationship indicators **541** in the newly created fuzzy network **540** is an average of relationship indicators **521** and **531**. That is, for determining the relationship between objects **522** and **532** in the fuzzy network **540**, the resolution function **834** is a simple average function. In general, the resolution function **834** may be any mathematical function or algorithm that takes as input two numbers between 0 and 1 inclusive, and outputs a number between 0 and 1 inclusive.

38

The resolution function **834** may be derived from algorithms that apply appropriate usage behavior inferences. As a simple example, if the relationship value and associated indicator of one network has been derived from the usage behaviors of highly informed or expert users, then this may have more weighting than the relationship value and associated indicator of a second network for which the corresponding relationship value was based on inferences associated with the usage behaviors of a relatively sparse set of relatively uninformed users.

New relationships and associated relationship indicators that do not exist in originating fuzzy networks may also be generated by the adaptive recombinant system **800** upon fuzzy network creation. The adaptive recommendations function **240** may be invoked directly to effect such relationship modifications, or it may be invoked in conjunction with fuzzy network maintenance functions.

For example, in FIG. **30**, the fuzzy network **540** also contains a new relationship and associated relationship indicators **542** that did not explicitly exist in predecessor fuzzy networks **520** or **530**. This is an example of the invocation of the adaptive recommendations function **240** being used by the adaptive recombinant system **800** in conjunction with the fuzzy network operators **820**, to automatically or semi-automatically add a new relationship and associated relationship indicators to the newly created fuzzy network.

The determination of a new relationship may be based on fuzzy network structural, usage, or content characteristics, and associated inferencing algorithms. For example, in predecessor network **530**, the traffic patterns, combined with the organization of user referenced subsets of **530**, as one example, may support adding the relationship **542** in the new network **540** that did not exist in the predecessor networks. The same procedure may be used to delete existing relationships (which may be alternatively viewed as just equivalent to setting a relationship indicator to "0"), as desired. The algorithms for modifying relationships and relationship indicators, including adding and deleting relationships, may incorporate global considerations with regard to optimizing the overall topology of the fuzzy network by creating effective balance of relationships among objects to maximize overall usability of the network.

FIGS. **31A-31D** illustrate the general approaches associated with fuzzy network syndication and combination by the adaptive recombinant system **800**, according to some embodiments. FIG. **31A** illustrates a hypothetical starting condition, and depicts three individuals or organizations, **350**, **355**, **360**. It should be understood that where the term "organization" is used, it may imply a single individual or set of individuals that may or may not be affiliated with any specific organization. A fuzzy network **565** is used solely by, or resides within an organization **550**. A fuzzy network **570** is used solely by, or resides within an organization **555**. An organization **560** does not have a fuzzy network initially.

In FIG. **31B**, a subset of the fuzzy network **565** is selected to form fuzzy network **565a**. Fuzzy network **565a** is then syndicated to the organization **555**, as fuzzy network **565b**. The organization **555** then syndicates the fuzzy network **565b** to the organization **560**, as fuzzy network **565c**. Fuzzy network **565a** is a subset of fuzzy network **565**, fuzzy network **565b** is syndicated from fuzzy network **565a**, and fuzzy network **565c** is syndicated from fuzzy network **565b**. Thus, FIG. **31B** illustrates how fuzzy networks, or subsets of networks, may be indefinitely syndicated among individuals or organizations by the adaptive recombinant system **800**.

In FIG. **31C**, the fuzzy network **565b** in the organization **555**, which was syndicated from fuzzy network **565** (FIG.

31B), may be combined with the fuzzy network 570 already present in organization 555 (FIG. 31A), to form new fuzzy network 575. Fuzzy network 575 is then syndicated to the organization 560 as fuzzy network 575a. Thus, FIG. 31C illustrates how fuzzy networks, or subsets of networks, may be combined to form new fuzzy networks.

In FIG. 31D, the organization 550 includes fuzzy network 565 (FIG. 31A) and fuzzy network 565a, a subset of fuzzy network 565 (FIG. 31B). Fuzzy network 575a, in the organization 560, is syndicated to the organization 550, as fuzzy network 575b, such that organization 550 has three fuzzy networks 565, 565a, and 575b. Fuzzy networks 565 and 575b may be combined, as shown, to form new fuzzy network 580 in the organization 550.

The adaptive recombinant system 800 of FIG. 18 is capable of generating subsets, combining, and syndicating networks, as depicted in FIGS. 31A-31D. The adaptive recombinant system may indefinitely enable sub-setting of fuzzy networks, syndicating them to one or more destination fuzzy networks, and enabling the syndicated fuzzy networks to be combined with one or more fuzzy networks at the destinations. At each combination step, the resolution function 834, through application of the adaptive recommendations function 240 and network maintenance functions, may be invoked to create and update the structural aspect 210, as appropriate.

The adaptive recombinant system 800 may efficiently support multiple adaptive systems 100, without reproducing the components used to support syndication and recombination for each adaptive system. FIG. 32, for example, includes three adaptive systems 100P, 100Q, and 100R. These three adaptive systems share the syndication function 810, the fuzzy network operators 820, and the object evaluation function 830. In addition, it should be remembered that multiple fuzzy networks may exist inside an adaptive system 100, which may in turn form part of the adaptive recombinant system 800.

In addition to the resolution function 834, the adaptive recombinant system 800 may use the object evaluation function 830, to evaluate the "fitness" of the recombined fuzzy networks. The object evaluation function 830 may be completely automated, or it may incorporate explicit human judgment. The networks that are evaluated to be most fit are then recombined among themselves, to create a new generation of fuzzy networks.

The adaptive recombinant system 800 may also create random structural changes to enhance the diversity of the fuzzy networks in the next generation. Or, the adaptive recombinant system 800 may use explicit non-random-based rules to enhance the diversity of the fuzzy networks in the next generation. Preferably, the inheritance characteristics from generation to generation of adaptive recombinant fuzzy networks may be that of acquired traits (Lamarckian). Or, the inheritance characteristics from generation to generation of adaptive recombinant fuzzy networks may be that of non-acquired, or random mutational, traits (Darwinian). For the Lamarckian embodiments, the acquired traits include any structural adaptations that have occurred through system usage, syndications, and combinations.

Through application of these multi-generational approaches, fuzzy networks are able to evolve against the selection criteria that are provided. The fitness selection criteria may be determined through inferences associated with fuzzy network usage behaviors, and may itself co-evolve with the generations of adaptive fuzzy networks.

Fuzzy Content Network

In some embodiments, the structural aspect 210 of the adaptive system 100 and of the adaptive recombinant system 800, as well as the respective structural subsets 280 generated

by the adaptive recommendations function 240, are networks of a particular form, a fuzzy content network. A fuzzy content network 700 is depicted in FIG. 33.

The fuzzy content network 700, including content sub-networks 700a, 700b, and 700c. The content network 700 includes "content," "data," or "information," packaged in modules known as objects 710.

The content network 700 employs features commonly associated with "object-oriented" software to manage the objects 710. That is, the content network 700 discretizes information as "objects." In contrast to typical procedural computer programming structures, objects are defined at a higher level of abstraction. This level of abstraction allows for powerful, yet simple, software architectures.

One benefit to organizing information as objects is known as encapsulation. An object is encapsulated when only essential elements of interaction with other objects are revealed. Details about how the object works internally may be hidden. In FIG. 34A, for example, the object 710 includes meta-information 712 and information 714. The object 710 thus encapsulates information 714.

Another benefit to organizing information as objects is known as inheritance. The encapsulation of FIG. 34A, for example, may form discrete object classes, with particular characteristics ascribed to each object class. A newly defined object class may inherit some of the characteristics of a parent class. Both encapsulation and inheritance enable a rich set of relationships between objects that may be effectively managed as the number of individual objects and associated object classes grows.

In the content network 700, the objects 710 may be either topic objects 710t or content objects 710c, as depicted in FIGS. 34B and 34C, respectively. Topic objects 710t are encapsulations that contain meta-information 712t and relationships to other objects (not shown), but do not contain an embedded pointer to reference associated information. The topic object 710t thus essentially operates as a "label" to a class of information. The topic object 710 therefore just refers to "itself" and the network of relationships it has with other objects 710.

Content objects 710c, as shown in FIG. 34C, are encapsulations that contain meta-information 36c and relationships to other objects 710 (not shown). Additionally, content objects 710c may include either an embedded pointer to information or the information 714 itself (hereinafter, "information 714").

The referenced information 714 may include files, text, documents, articles, images, audio, video, multi-media, software applications and electronic or magnetic media or signals. Where the content object 714c supplies a pointer to information, the pointer may be a memory address. Where the so content network 700 encapsulates information on the Internet, the pointer may be a Uniform Resource Locator (URL).

The meta-information 712 supplies a summary or abstract of the object 710. So, for example, the meta-information 712t for the topic object 710t may include a high-level description of the topic being managed. Examples of meta-information 712t include a title, a sub-title, one or more descriptions of the topic provided at different levels of detail, the publisher of the topic meta-information, the date the topic object 710t was created, and subjective attributes such as the quality, and attributes based on user feedback associated with the referenced information. Meta-information may also include a pointer to referenced information, such as a uniform resource locator (URL), in one embodiment.

The meta-information 712c for the content object 710c may include relevant keywords associated with the information 714, a summary of the information 714, and so on. The

meta-information 712c may supply a “first look” at the objects 710c. The meta-information 712c may include a title, a sub-title, a description of the information 714, the author of the information 714, the publisher of the information 714, the publisher of the meta-information 712c, and the date the content object 710c was created, as examples. As with the topic object 710t, meta-information for the content object 710c may also include a pointer.

In FIG. 33, the content sub-network 700a is expanded, such that both content objects 710c and topic objects 710t are visible. The various objects 34 of the content network 700 are interrelated by degrees, using relationships 716 (unidirectional and bidirectional arrows) and relationship indicators 718 (values). (The relationships 716 and relationship indicators 718 are similar to the relationships and relationship indicators depicted in FIG. 13A, above, as well as other figures included herein.) Each object 710 may be related to any other object 710, and may be related by a relationship indicator 718, as shown. Thus, while information 714 is encapsulated in the objects 710, the information 714 is also interrelated to other information 714 by a degree manifested by the relationship indicators 718.

The relationship indicator 718 is a numerical indicator of the relationship between objects 710. Thus, for example, the relationship indicator 718 may be normalized to between 0 and 1, inclusive, where 0 indicates no relationship, and 1 indicates a subset relationship. Or, the relationship indicators 718 may be expressed using subjective descriptors that depict the “quality” of the relationship. For example, subjective descriptors “high,” “medium,” and “low” may indicate a relationship between two objects 710.

The relationship 716 between objects 710 may be bi-directional, as indicated by the double-pointing arrows. Each double-pointing arrow includes two relationship indicators 718, one for each “direction” of the relationships between the objects 710.

As FIG. 33 indicates, the relationships 716 between any two objects 710 need not be symmetrical. That is, topic object 710t1 has a relationship of “0.3” with content object 710c2, while content object 710c2 has a relationship of “0.5” with topic object 710t1. Furthermore, the relationships 716 need not be bi-directional—they may be in one direction only. This could be designated by a directed arrow, or by simply setting one relationship indicator 718 of a bi-directional arrow to “0,” the null relationship value.

The content networks 700A, 700B, 700C may be related to one another using relationships of multiple types and associated relationship indicators 718. For example, in FIG. 33, content sub-network 700a is related to content sub-network 700b and content sub-network 700c, using relationships of multiple types and associated relationship indicators 718. Likewise, content sub-network 700b is related to content sub-network 700a and content sub-network 700c using relationships of multiple types and associated relationship indicators 718.

Individual content and topic objects 710 within a selected content sub-network 700a may be related to individual content and topic objects 710 in another content sub-network 700b. Further, multiple sets of relationships of multiple types and associated relationship indicators 718 may be defined between two objects 710.

For example, a first set of relationships 716 and associated relationship indicators 718 may be used for a first purpose or be available to a first set of users while a second set of relationships 716 and associated relationship indicators 718 may be used for a second purpose or available to a second set of users. For example, in FIG. 33, topic object 710t1 is bi-

directionally related to topic object 710t2, not once, but twice, as indicated by the two double arrows. An indefinite number of relationships 716 and associated relationship indicators 718 may therefore exist between any two objects 710 in the fuzzy content network 700. The multiple relationships 716 may correspond to distinct relationship types. For example, a relationship type might be the degree an object 710 supports the thesis of a second object 710, while another relationship type might be the degree an object 710 disconfirms the thesis of a second object 710. The content network 700 may thus be customized for various purposes and accessible to different user groups in distinct ways simultaneously.

The relationships among objects 710 in the content network 700, as well as the relationships between content networks 700a and 700b, may be modeled after fuzzy set theory. Each object 710, for example, may be considered a fuzzy set with respect to all other objects 710, which are also considered fuzzy sets. The relationships among objects 710 are the degrees to which each object 710 belongs to the fuzzy set represented by any other object 710. Although not essential, every object 710 in the content network 700 may conceivably have a relationship with every other object 710.

The topic objects 710t encompass, and are labels for, very broad fuzzy sets of the content network 700. The topic objects 710t thus may be labels for the fuzzy set, and the fuzzy set may include relationships to other topic objects 710t as well as related content objects 710c. Content objects 710c, in contrast, typically refer to a narrower domain of information in the content network 700.

The adaptive system 100 of FIG. 1 may operate in a fuzzy content network environment, such as the one depicted in FIG. 33. In FIG. 35, an adaptive system 100D includes a structural aspect 210D that is a fuzzy content network. Thus, adaptive recommendations 250 generated by the adaptive system 100D are also structural subsets that are themselves fuzzy content networks.

Similarly, the adaptive recombinant system 800 of FIG. 18 may operate in a fuzzy content network environment. In FIG. 36, an adaptive recombinant system 800D includes the adaptive system 100D of FIG. 35. Thus, the adaptive recombinant system 800D may perform syndication and recombination operations, as described above, to generate structural subsets that are fuzzy content networks.

Extended Fuzzy Structures in Fuzzy Networks

The fuzzy network model may be extended to the organizational structure of the meta-information and other affiliated information associated with each network node or object. In a fractional degree of separation system structure, depicted in FIG. 37, meta-information and affiliated information may be structured in distinct tiers or rings around the information, with each tier designated as a fractional degree of separation 750. The chosen parameters for the degrees of separation of the meta-information will depend on the definition of the calculation of the degrees of separation between any two nodes, specifically depending on the choice of the scaling factor on in the formula. This extended fuzzy network structure may be utilized to implement a fuzzy content network system structure, or any other fuzzy network-based structure.

Meta-information 754 associated with information or interactive applications 752 may include, but is not limited to, descriptive information about the object such as title, publishing organization, date published, physical location of a physical object, an associated photo or picture, summary or abstracts, a plurality of reviews, etc. Meta-information 754 may also include dynamic information such as expert and community ratings of the information, feedback from users, and more generally, any relevant set of, or history of, usage

behaviors described in Table 1. The meta-information **754** may also include information about relationships to other nodes in the network. For example, the meta-information **754** may include the relationships with other nodes in the networks, including an identification code for each related node, the types of relationships, the direction of the relationships, and the degree of relatedness of each relationship.

The meta-information **754** may be defined within tiers of fractional degree of separation between zero and one. For example, the most tightly bound meta-information might be in a tier at degree of separation of 0.1 and less tightly bound meta-information might be in a tier at degree of separation of 0.8.

Where the degrees of separation calculated between any two nodes in the fuzzy network are between 0 and 1, the meta-information tiers would more appropriately be designated with negative (possibly fractional) degrees of separation. For example, the most tightly bound meta-information **752** may be in a tier at degree of separation of -5 and less tightly bound meta-information may be in a tier at degree of separation of -1 .

The meta-information tiers may distinguish between static meta-information such as the original author of the associated information, and dynamic information such as the total number of accesses of the associated information through a computer system.

The fractional degree of separations of less than one may correspond to compound objects **756**. For example, a picture object plus a text biography object may constitute a person object. For typical fuzzy content network operations the compound object would generally behave as if it was one object.

The fractional degree of separations of less than one may correspond to a list of objects with which the present object has a specific sequential relation **758**. For example, this may include workflow sequences in processes. These sequential relationships imply a tighter "binding" between objects than the relationships associated with other objects in the fuzzy network **770**, hence a smaller fractional degree of separation is employed for sequential relationships.

All meta-information may explicitly be content objects that relate to associated information by a fractional degree of separation of less than one, and may relate to other content objects in the network by a fractional degree of separation that may be greater than or equal to one. This can be described by a degree-of-separation matrix. Every object is arrayed in sequence along both the matrix columns and the matrix rows. Each cell of the matrix corresponds to the degree of separation between the two associated objects. The cells in the main diagonal of the degree of separation matrix are all zeroes, indicating the degree of separation between an object and itself is zero. All other cells will contain a non-zero number, indicating the degree of separation between the associated objects, or a designator indicating that the degree of separation is essentially infinite in the case when there is no linked path at all between the associated objects.

Personalized Fuzzy Content Network Subsets

Recall that users **200** of the adaptive system **100** of FIG. 1 may tag or store subsets of the structural aspect **210** for personal use, or to share with others. Likewise, users **200** of the adaptive recombinant system **800** may tag subsets of the fuzzy content network, whether for personal use or to share with others.

FIG. 38 is a screenshot **770** generated by the Epture software system. A "My World" icon **772** invites the viewer to "create your own knowledge network" by clicking on the icon. The icon **772** further states, "Make your own topics and store relevant resources in them." The term "store" in the icon

772 may simply imply tagging information—no referenced information need necessarily be physically copied and stored, although physical copying and storing may be implemented.

Users of the Epture software system may select content objects and tag them for storage in their personal fuzzy network. Optionally, related meta-information and links to other objects in the original fuzzy network may be stored with the content object. Users may also store entire topics in their "My World" personal fuzzy network. Furthermore, users may use fuzzy network operators to create synthetic topics. For example, a user might apply an intersection operator to Topic A and Topic B, to yield Topic C. Topic C could then be stored in the personal fuzzy network. Union, difference and other fuzzy network operators may also be used in creating new fuzzy network subsets to be stored in a private fuzzy content network.

Users of the Epture software system may directly edit their personal fuzzy networks, including the names or labels associated with content objects and topic objects, as well as other meta-information associated with content and topic objects. The screenshot **770** of FIG. 38 features a "personal topics" icon, allowing the user to explicitly edit the network, thus generating an explicitly requested structural subset **280**. Users may also create new links among content and topics in their personal fuzzy network, alter the degree of relationship of existing links, or delete existing links altogether, to name a few features of the Epture software system.

Users may selectively share their personal fuzzy networks by allowing other users to have access to their personal networks. Convenient security options may be provided to facilitate this feature.

Usage Behavior Information

Users of the Epture software system may have the ability to review personal, sub-community or community usage behaviors over time. This may include trends related to popularity, connectedness, influence or any other relevant usage metric. FIG. 39 is a screenshot **780** showing trend information display functionality associated with the Epture software system.

Navigational histories, such as access paths, may be available for review, with capabilities for making queries against the histories though application of selection criteria. FIG. 40 depicts a screenshot **790**. The screenshot **790** is an example of navigational usage behavior information display and query functions associated with the "MyPaths" function of the Epture software system. With appropriate authorizations and permissions, users may be able to access any other usage behaviors, such as online information accesses, traffic patterns and click streams associated with navigating the system structure, including buying and selling behaviors; physical locational cues associated with stationary or mobile use of the system; collaborative behaviors among system users that include written and oral communications, and among and with groups of system users (communities) or system users and people outside of the system; referencing behaviors of system users—for example, the tagging of information for future reference; subscription and other self-profiling behavior of users and associated attributes e.g., subscribing to updates associated with particular aspects of the system or explicitly identifying interests or affiliations, such as job function, profession, organization, etc., and preferences such as representative skill level (for example, novice, business user, advanced etc), preferred method of information receipt or learning style such as visual or audio; and relative interest levels in other communities and direct feedback behaviors,

such as the ratings or direct written feedback associated with objects or their attributes such as the objects' author, publisher, etc.

Users may also have access to system usage information that may be captured and organized to retain temporal information associated with usage behaviors, including the duration of behaviors and the timing of the behaviors, where the behaviors may include those associated with reading or writing of written or graphical material, oral communications, including listening and talking, or duration of physical location of a system user, potentially segmented by user communities or affinity groups may be available for review by users.

The above usage behaviors may be available to users in raw form, or in summarized form, potentially after application of statistical or other mathematical functions are applied to facilitate interpretation. This information may be presented in a graphical format.

Adaptive Recommendations in Fuzzy Content Networks

Adaptive recommendations or suggestions may enable users to more effectively navigate through the fuzzy content network. As with other network embodiments described herein, the adaptive recommendations generated from a fuzzy content network may be in the context of a currently accessed content object or historical path of accessed content objects during a specific user session, or the adaptive recommendations may be without context of a currently accessed content object or current session path.

In the most generalized approach, adaptive recommendations in a fuzzy content network combine inferences from user community behaviors and preferences, inferences of sub-community or expert behaviors and preferences, and inferences of personal user behaviors and preferences. Usage behaviors that may be used to make preference inferences include, but are not limited to, those that are described in Table 1. These usage-based inferences may be augmented by automated inferences about the content within individual and sets of content objects using statistical pattern matching of words or phrases within the content. Such statistical pattern matching may include, but not limited to, Bayesian analysis, neural network-based methods, k-nearest neighbor, support vector machine-based techniques, or other statistical analytical techniques.

Community Preference Inferences

Where the structural aspect 210 of the adaptive system 100 or the adaptive recombinant system 800 is a fuzzy content network, user community preferences may be inferred from the popularity of individual content objects and the influence of topic or content objects, as popularity and influence were defined above. The duration of access or interaction with topic or content objects by the user community may be used to infer preferences of the community.

Users may subscribe to selected topics, for the purposes of e-mail updates on these topics. The relative frequency of topics subscribed to by the user community as a whole, or by selected sub-communities, may be used to infer community or sub-community preferences. Users may also create their own personalized fuzzy content networks through selection and saving of content objects and/or topics objects. The relative frequency of content objects and/or topic objects being saved in personal fuzzy content networks by the user community as a whole, or by selected sub-communities, may be used to also infer community and sub-community preferences. These inferences may be derived directly from saved content objects and/or topics, but also from affinities the saved content and/or topic objects have with other content objects or topic objects. Users can directly rate content objects when they are accessed, and in such embodiments,

community and sub-community preferences may also be inferred through these ratings of individual content objects.

The ratings may apply against both the information referenced by the content object, as well as meta-information such as an expert review of the information referenced by the content object. Users may have the ability to suggest content objects to other individuals and preferences may be inferred from these human-based suggestions. The inferences may be derived from correlating these human-based suggestions with inferred interests of the receivers if the receivers of the human-based suggestions are users of the fuzzy content object system and have a personal history of content objects viewed and/or a personal fuzzy content network that they may have created.

The physical location and duration of remaining in a location of the community of users, as determined by, for example, a global positioning system or any other positionally aware system or device associated with users or sets of users, may be used to infer preferences of the overall user community.

Sub-Community and Expert Preference Inferences

Community subsets, such as experts, may also be designated. Expert opinions on the relationship between content objects may be encoded as affinities between content objects. Expert views may be directly inferred from these affinities. An expert or set of experts may directly rate individual content items and expert preferences may be directly inferred from these ratings.

The history of access of objects or associated meta-information by sub-communities, such as experts, may be used to infer preferences of the associated sub-community. The duration of access or interaction with objects by sub-communities may be used to infer preferences of the associated sub-community.

Experts or other user sub-communities may have the ability to create their own personalized fuzzy content networks through selection and saving of content objects. The relative frequency of content objects saved in personal fuzzy content networks by experts or communities of experts may be used to also infer expert preferences. These inferences may be derived directly from saved content objects, but also from affinities the saved content objects have with other content objects or topic objects.

The physical location and duration of remaining in a location of sub-community users, as determined by, for example, a global positioning system or any other positionally aware system or device associated with users or sets of users, may be used to infer preferences of the user sub-community.

Personal Preference Inferences

Users may subscribe to selected topics, for the purposes of, for example, e-mail updates on these topics. The topic objects subscribed to by the user may be used to infer personal preferences. Users may also create their own personalized fuzzy content networks through selection and saving of content objects. The relative frequency of content objects saved in personal fuzzy content networks by the user may be used to infer the individual's personal preferences. These inferences may be derived directly from saved content objects, but also from affinities the saved content objects have with other content objects or topic objects. Users may directly rate content objects when they are accessed, and in such embodiments, personal preferences may also be inferred through these ratings of individual content objects.

The ratings may apply against both the information referenced by the content object, as well as any of the associated meta-information, such as an expert review of the information referenced by the content object. A personal history of paths

of content objects viewed may be stored. This personal history may be used to infer user preferences, as well as tuning adaptive recommendations and suggestions by avoiding recommending or suggesting content objects that have already been recently viewed by the individual. The duration of access or interaction with topic or content objects by the user may be used to infer preferences of the user.

The physical location and duration of remaining in a location of the user as determined by, for example, a global positioning system or any other positionally aware system or device associated with the user, may be used to infer preferences of the user.

Adaptive Recommendations and Suggestions

Adaptive recommendations in fuzzy content networks combine inferences from user community behaviors and preferences, inferences of sub-community or expert behaviors and preferences, and inferences of personal user behaviors and preferences as discussed above, to present to a fuzzy network user or set of users one or more fuzzy network subsets (one or more objects and associated relationships) that users may find particularly interesting given the user's current navigational context. These sources of information, all of which are external to the referenced information within specific content objects, may be augmented by search algorithms that use text matching or statistical pattern matching or learning algorithms to provide information on the likely themes of the information embedded or pointed to by individual content objects.

The navigational context for a recommendation may be at any stage of navigation of a fuzzy network (e.g., during viewing a particular content object) or may be at a time when the recommendation recipient is not engaged in directly navigating the fuzzy network. In fact, the recommendation recipient need never have explicitly used the fuzzy network associated with the recommendation. As an example, FIG. 41 depicts in-context, displayed adaptive recommendations associated with the Epture system.

Some inferences will be weighted as more important than other inferences in generating a recommendation, and these weightings may vary over time, and across recommendation recipients, whether individual recipients or sub-community recipients. For example, characteristics of content and topics explicitly stored by a user in a personal fuzzy network would typically be a particularly strong indication of preference as storing network subsets requires explicit action by a user. In most recommendation algorithms, this information will therefore be more influential in driving adaptive recommendations than, say, general community traffic patterns in the fuzzy network.

The recommendation algorithm may particularly try to avoid recommending to a user content that the user is already familiar with. For example, if the user has already stored a content object in a personal fuzzy network, then the content object might be a very low ranking candidate for recommending to the user. Likewise, if the user has recently already viewed the associated content object (regardless of whether it was saved to his personal fuzzy network), then the content object would typically rank low for inclusion in a set of recommended content objects. This may be further tuned through inferences with regard to the duration that an associated content object was viewed (for example, it may be inferred that a lengthy viewing of a content object is indicative of increased levels of familiarity).

The algorithms for integrating the inferences may be tuned or adjusted by the individual user. The tuning may occur as adaptive recommendations are provided to the user, by allowing the user to explicitly rate the adaptive recommendations.

The user may also set explicit recommendation tuning controls to tune the adaptive recommendations to her particular preferences. For example, a user might guide the recommendation function to place more relative weight on inferences of expert or other user communities' preferences versus inferences of the user's own personal preferences. This might be particularly true if the user was relatively inexperienced in the particular domain of knowledge. As the user's experience grew, he might adjust the weighting toward inferences of the user's personal preferences versus inferences of expert preferences.

Fuzzy network usage metrics described above such as popularity, connectedness, and influence may be employed by the recommendation algorithm as convenient summaries of community, sub-community and individual user behavior with regard to the fuzzy network. These metrics may be used individually or collectively by the recommendation algorithm in determining the recommended network subset or subsets to present to the recommendation recipient.

Adaptive recommendations which are fuzzy network subsets may be displayed in variety of ways to the user. They may be displayed as a list of content objects (where the list may be null or a single content object), they may include content topic objects, and they may display a varying degree of meta-information associated with the content objects and/or topic objects. Adaptive recommendations may be delivered through a web browser interface, through e-mail, through instant messaging, through XML-based feeds, RSS, or any other approach in which the user visually or acoustically interprets the adaptive recommendations. The recommended fuzzy network subset may be displayed graphically. The graphical display may provide enhanced information that may include depicting linkages among objects, including the degree of relationship, among the objects of the recommended fuzzy network subset, and may optionally indicate through such means of size of displayed object or color of displayed object, designate usage characteristics such as popularity of influence associated with content objects and topic objects in the recommended network subset. Adaptive recommendations may be delivered for interpretation of users by other than visual senses; for example, the recommendation may be delivered acoustically, typically through oral messaging.

The recommended structural subsets 280, combinations of topic objects, content objects, and associated relationships, may constitute most or even all of the user interface, which may be presented to a system user on a periodic or continuous basis. Such embodiments correspond to embodiment variations of 2130, 2140, 2150 and 2160 of the framework 2000 in FIG. 42, below.

In addition to the recommended fuzzy network subset, the recommendation recipient may be able to access information to help gain an understanding from the system why the particular fuzzy network subset was selected as the recommendation to be presented to the user. The reasoning may be fully presented to the recommendation recipient as desired by the recommendation recipient, or it may be presented through a series of interactive queries and associated answers, as a recommendation recipient desires more detail. The reasoning may be presented through display of the logic of the recommendation algorithm. A natural language (such as English) interface may be employed to enable the reasoning displayed to the user to be as explanatory and human-like as possible.

In addition to adaptive recommendations of fuzzy network subsets, adaptive recommendations of some set of users of the fuzzy network may be determined and displayed to recommendation recipients, typically assuming either implicit or

explicit permission is granted by such users that might be recommended to other users. The recommendation algorithm may match preferences of other users of the fuzzy network with the current user. The preference matches may include the characteristics of fuzzy network subsets stored by users or other fuzzy network referencing, their topic subscriptions and self-profiling, their collaborative patterns, their direct feedback patterns, their physical location patterns, their fuzzy network navigational and access patterns, and related temporal cues associated with these usage patterns. Information about the recommended set of users may be displayed to a user. This information may include names, as well as other relevant information such as affiliated organizations and contact information. It may also include fuzzy network usage behavioral information, such as, for example, common topics subscribed to, common physical locations, etc. As in the case of fuzzy network subset adaptive recommendations, the adaptive recommendations of other users may be tuned by an individual user through interactive feedback with the system. Adaptability/Extensibility Framework

FIG. 42 depicts an adaptability/extensibility framework 2000 used to distinguish the adaptive system 100 and the adaptive recombinant system 800 from the prior art, described herein as an "identified system." The framework 2000 is a two-dimensional representation comprising a vertical dimension 2002 and a horizontal dimension 2004, each dimension having four categories. The vertical dimension 2002 of the framework 2000 indicates the "degree of adaptiveness" of the identified system. The "degree of adaptiveness" is the degree to which the identified system is adaptive to individual users or to communities of users of the system.

The vertical dimension 2002 includes four categories across a range, the first category being least adaptive and the fourth category being the most adaptive. The categories are: non-adaptive (does not dynamically customize); displays adaptive recommendations 250 (where "displays" includes not only visual delivery of adaptive recommendations, but delivery in other modes, such as audio); provides adaptive recommendations 250 that update structure or content (where the structure and/or content of the system are dynamically updated); and provides a continuous, fully adaptive interface. The adaptive system 100 and the adaptive recombinant system 800 are capable of all degrees of adaptiveness depicted in the framework 2000, including providing a continuous, fully adaptive interface.

The horizontal dimension 2004 of the framework 2000 represents the degree of extensibility of the identified system. The "degree of extensibility" or "degree of portability" denotes the ability to "syndicate" the system 100 or subsets of the system 100, as well as the ability to create combinations of systems. Syndication, as used herein, describes ability to share systems or portions of systems, which may include actual transfer of the system structural and content aspects across computer and communications network hardware, or may describe the virtual transfer of a system on a particular set of computer hardware. Recall that a structural subset 280 is a portion of the structural aspect 210 of a system, including one or more objects 212 and their associated relationships 214, which may be replicated (see FIG. 4). Structural subsets may be syndicated by the adaptive recombinant system 800.

The horizontal dimension 2004 includes four categories across a range, the first category being least extensible and the fourth category being the most extensible. The categories are: no syndication (the identified system has no ability to share content); individual content syndication (individual items of content within the identified system can be shared); structural subset syndication (structural subsets of the identified system

can be shared); and recombinant structures syndication (structural subsets of the identified system can be shared and combined to create new systems). The adaptive recombinant system 800 is capable of all degrees of extensibility depicted in the framework 2000, including the most portable feature, recombinant structures syndication.

The framework 2000 is divided into sixteen numbered blocks, arranged according to their relationship to the horizontal dimension 2002 (degree of adaptiveness) and the vertical dimension 2004 (degree of extensibility). The majority of prior art systems are confined to the lower left portion of the framework 2000. For example, most prior art system are non-adaptive and include no syndication capabilities (block 2010). Current computer operating systems (e.g. Microsoft XP™, business productivity applications (e.g., Microsoft Office™), enterprise applications (e.g., SAP), and search utilities (e.g., Google®) are associated with block 2010 of the framework 2000.

Some prior art systems syndicate items of content or sets of content files. These may be based on a central syndication clearinghouse (e.g., Napster), or may be more purely peer-to-peer in operation (e.g., Gnutella). Such systems are associated with block 2020 of the framework 2000.

Other prior art systems provide users with merchandise recommendations based on their buying habits, as well as the buying habits of customers who have purchased common merchandise (e.g., Amazon.com®). However, these systems do not truly deliver adaptive recommendations as defined herein, whether by displaying adaptive recommendations 250 (block 2050), updating structure or content (block 2090) or providing a continuous, fully adaptive interface (block 2130). This is because, among other reasons, the scope of the usage behaviors tracked by such prior art systems is limited to purchasing and associated behaviors.

In contrast, for the adaptive system 100 and the adaptive recombinant system 800, more generalized system usage behaviors 247 are tracked and used to deliver adaptive recommendations 250 to the user 200 and to the adaptive (recombinant) system itself. Thus, prior art systems such as Amazon.com are deemed non-adaptive (block 2010) in the framework 2000. Blocks 2010 and 2020 of the framework 2000 thus represent the extent of prior art system capabilities with regard to system adaptation (vertical dimension 2002) and portability (horizontal dimension 2004).

In contrast, the adaptive recombinant system 800 includes the adaptability and portability associated with the remaining blocks of the framework 2000. For example, the adaptive recombinant system 800 is capable of syndicating non-adaptive structural subsets 280 of the system 800 (block 2030), as well as syndicating non-adaptive recombinant structures (block 2040). Thus, the adaptive recombinant system 800 exhibits a high degree of extensibility, fully covering the horizontal dimension 2004 of the framework 2000.

The vertical dimension 2002 is likewise embodied both by the adaptive system 100 and the adaptive recombinant system 800. While the adaptive system 100 displays adaptive recommendations 250 where no syndication occurs (block 2050), the adaptive recombinant system 800 further displays adaptive recommendations 250 where individual content is syndicated (block 2060), where structural subsets 280 are syndicated (block 2070) and where recombinant structures are syndicated (block 2080).

Moving up the vertical dimension 2002, the adaptive system 100 provides adaptive recommendations 250 that update the structural aspect 210 and/or the content aspect 230 of the system where there is no syndication (block 2090), and the adaptive recombinant system 800 provides adaptive recom-

51

mentations that update the structural or content aspects where individual content is syndicated (block 2100), where structural subsets 280 are syndicated (block 2110), and where recombinant structures are syndicated (block 2120).

Finally, the adaptive recombinant system 800 provides a continuous, fully adaptive interface for all four categories of syndication (blocks 2130, 2140, 2150, and 2160) while the adaptive system 100 does so where there is no syndication (block 2130). Thus, the adaptive system 100 and the adaptive recombinant system 800 provide various degrees of adaptiveness and extensibility, as represented in the framework 2000. Sample Recommendations Function and Algorithm

In this example, two types of adaptive recommendations are delivered to the user. The adaptive recommendations are calculated by a set of algorithms based on the systems objects being currently navigated, the relationships of the currently accessed object, the user's navigation path, profile preferences, community membership and level of relevance depending on context and the user's personal library of referenced objects. Recall that a 'user' may refer to not only humans, but to another system or adaptive network. In other words, two or more adaptive systems may be "users" of each other.

Two types of adaptive recommendations based on a fuzzy content network structure are described in Table 4. One skilled in the art may apply other variations of adaptive recommendations and associated algorithms.

TABLE 4

Two Recommendations Algorithms		
Type	Delivery	characteristics
in-context (suggestions)	when user is accessing or interacting, accessing, or updating content object	may be delivered in real-time available in display pages for retrieval/editing may be optimized for responsiveness and "fast" learning of user preferences inferences may be updated in real time or periodically available in display pages for retrieval may be optimized for accuracy and understanding of user preferences
out-of-context (recommendations)	no explicit access of content object by user	

The first adaptive recommendations type, in-context recommendations, or suggestions, are delivered to the user when the user is interacting, accessing, or updating a content object. In-context recommendations may be delivered in real time, may be displayed for retrieval and editing, and may be optimized for responsiveness and the "fast" learning of the user's preferences.

The second adaptive recommendations type, out-of-context recommendations, is a "push" recommendation approach. Based on inferences about the user's preferences, the network is aligned to adapt to the preferences. The out-of-context recommendations thus 'surprise' the user with recommendations of relevant objects of interest without specific explicit context from the user. Relevant characteristics for out-of-context recommendations include the real-time or periodic updating of inferences and the ability to provide adaptive recommendations in display pages or via other modes of communication for retrieval. Further, the out-of-

52

context recommendations algorithm may be optimized for accuracy and understanding of user preferences Adaptive Recommendations Function Example

FIG. 43 is a flow diagram depicting the operation of an adaptive recommendations function 900 used in the Epiture software system, according to some embodiments The Epiture software system is one implementation of an adaptive recombinant system, such as the system 800 depicted in FIG. 18. The network described in this example is a fuzzy content network. Recall that the adaptive recommendations function includes algorithms for generating adaptive recommendations to a user in the form of structural subsets 280.

The following data is used by the adaptive recommendations function 900 in generating recommendations:

- 1) the communities that a user is a member of
- 2) relationships between those communities and user's preferences (including temporal dimensions that may indicate strengthened or weakened interest in those communities)
- 3) a user's or other pre-defined system explicit preference of those communities in this context (e.g, business rules for a process, novice vs advanced users),
- 4) the user's personal topics (where objects of high relevance have been 'saved' for future explorations) and the relationships between those topics
- 5) the content in those topics and their interrelations, or personal highest recommendation objects

The adaptive recommendations function 900 begins by determining personal highest recommendation areas, or PHRAs of the user (block 902). PHRAs are generated by determining the highest relevance sums of co-topic-community relationships. To illustrate this step, Table 5 includes an abbreviated matrix of topics and communities on one axis versus content objects and topic objects on the other matrix, with numerical relationships between the two axes.

TABLE 5

Relationships between objects in fuzzy content network				
	topic A	topic B	topic C	community X
object 1 (article)	5	3	2	0
object 2 (presentation)	1	4	—	5
object 3 (book)	3	3	5	2
topic A	—	3	—	5
total	9	12	7	12

In this limited example, there are three topics, topic A, topic B, and topic C, and one community, community X, that have varying degrees of relationship 5 (rated between 1 and 5) to other objects in the system: object 1 (an article), object 2 (a presentation), object 3 (a book), and topic A. Calculating the highest sum of relationships for the particular context (total row) results in the generation of PHRAs.

In Table 5, topic B and community X have the highest relationship sums thus two PHRAs are found in this example. This method will often generate many PHRAs, which sometimes may be too many to make useful suggestions from. For example, there may be a dozen or more PHRAs with the same value. In this case, the tie breakers are the data that informs on relationships between topics and communities.

For example, in Table 5, topic A has a strong relationship (5) to community X. Topic A itself has a high total score. Thus, the adaptive recommendations function 900 assigns a dynamic weighting to topic A's relevance to community X, to strengthen community X's result. In this case, if it was desirable to have only one PHRA, community X would be chosen. In some embodiments, the top 3-5 PHRAs are selected by the adaptive recommendations function 900.

Building on this procedure, the storing of the dynamic weightings generated in this process can be useful as an additional recommendation mechanism. This approach allows the adaptive recommendations function 900, at the end of processing, to compare which recommendation is actually selected by the user from the top suggestions generated. If there is a discrepancy or convergence, the weightings may be examined and used as a way to strengthen or weaken the relationships between topics, objects and communities for this user's particular context.

The adaptive recommendations function 900 also determines Epiture's highest recommendation area, or EH (block 904). Recall that, in the adaptive recombinant system 800, relationships between objects, topics and communities, may be made by experts. There may also be explicit business rules in the system to conform) to, for example in the form of a business process. In addition, the relationship context may be delivered from another fuzzy content network or instance of the adaptive recombinant system, in particular when 'training' a new knowledge network or integrating existing networks. The Epiture software system includes these features in determining EHRAs.

A set of Epiture's highest recommendation areas (EHRA) may be generated by selecting related topics or communities with higher relevance values to the current object. The EHRAs are weighted appropriately to the situation, either by system rules, or by user preferences.

The adaptive recommendations function 900 also determines Epiture's highest recommended objects (block 906). Again, this step uses relationships already in existence in the system, either an average across all relationships and quality ratings, or tuned to select a particular set of relationship types or quality ratings. From these data, a set of Epiture's highest recommendation objects (EHRO) may be generated by selecting related content objects with higher relevance values (with relevance defined by context of both the object in question and system 'priorities' to the current object).

Although steps 902, 904, and 906 are presented in a particular order in FIG. 43, they may be implemented by the adaptive recommendations function 900 in a different order than the one shown. The adaptive recommendations function 900 next combines the PHRA, EHRA and EHRO data to determine what will be recommended to the user (block 908). Initially, if a set of objects score highly in both PHRA and EHRA, then they will be the objects recommended first. Depending on the amount of recommendation results that are prespecified by the adaptive recommendations function, this initial set of recommended objects may be sufficient.

If not, however, the adaptive recommendations function 900 determines whether it can find any objects in EHRO that also exist in the PHRA. If so, those results will be returned and the operation ends even though the selected objects are a second tier of the recommended objects. To ensure that the user realizes this, a relevance weighting may be assigned, and graphically indicated if needed.

A third tier of recommended objects may be found by finding any objects in the EHRO that exist in the EHRA, using quality, relationships types and values and other attributes as guides for making the selection. If a sufficient set of recommendation objects have been found (the "yes" prong of block 910), the adaptive recommendations function 900 removes duplicated objects in the potential recommendations determined thus far (block 908). This step is particularly relevant where the users of the Epiture software system are human users who have been browsing the system for some time period. Such users generally do not wish to be recommended content they have already read, visited, or used. If the user has

already visited some of the selected recommended objects within a predetermined time period, say, in the last 24 hours, or, if some of recommended objects are already in the user's personal topic library, the adaptive recommendations function 900 determines the object to be unnecessary to recommend. Thus, such objects are removed from the recommendation object set.

Where objects removed in this manner cause the available adaptive recommendations to be insufficient or empty (the "no" prong of block 914), or where enough adaptive recommendations were not produced initially (the "no" prong of block 910), the adaptive recommendations function 900 proceeds to determine the most popular jump objects in the path of a community (block 916).

The adaptive recommendations function 900 examines the paths of other users who have browsed the object. Given criteria such as similar community membership to the current user, content quality rating and distribution, overall popularity, and other attributes, it is determined which objects to recommend based on prior usage. This fourth tier of recommendation objects (besides PHRAs, EHRAs, and EHROs) is designated as a second set of Epiture's highest recommended objects or EHRO2.

This step (block 916) may be helpful in the case of integrating two or more networks together. Since the relationship context and attributes of the objects in the network may be 'carried' over or ported into the new network, the objects may 'look' for their prior relationships and segment based on usage criteria. In addition, influence and other metrics and attribute patterns may be used to determine similarities between objects. Thus, the adaptive recommendations function 900 may connect objects which have not been in contact before, providing the user a targeted recommendation, and generating a relationship between those objects. That newly formed relationship may cascade to affect other objects in the system such as communities and topics.

Finally, the adaptive recommendations function 900 may track usage of adaptive recommendations (block 918). As the embedded algorithms are optimized for speed and real-time performance for in-context recommendations, the 'understanding' and true relevance (as inferred from user usage behavior) of the adaptive recommendations may be processed later. As such, tracking the selection and usage of adaptive recommendations at this time may be beneficial. Criteria such as placement position on a list or other display mechanism, determined (estimated) relevance as predicted by the algorithm versus first selections by the user, and choice of object type (such as article, subject matter expert, multimedia, image etc), are just a few examples of how the adaptive recommendations function may self-monitor its performance. This performance analysis may ultimately generate better quality recommendations for the user, and be used in updating system structure such as EHRA inputs. Or, the system may be self-policing, in effect, making changes as usage data builds up.

It should be noted that the adaptive recommendations function 900 depicted in FIG. 43 is a simplified embodiment of the adaptive recommendations function 240, as one algorithm of possibly many is examined. Many complex variations of the recommendations algorithms may be implemented, in accordance with the descriptions of the adaptive system 100 of FIG. 1 and the adaptive recombinant system 800 of FIG. 18, above.

Further Example Embodiment Description

The screenshot 770 also depicts a user personal library function 714, denoted "My Personal Topics," for a particular

55

user. A screenshot 720 in FIG. 45 illustrates the use of the adaptive recommendations function, as shown in a "Recommended For You" graphic 722, with a list of suggestions. A "My Path" graphic 724 also with a list, represents the path of objects the user has already browsed. The recommendations in 722 adapt as the user browses different objects.

In the screen image 790 of FIG. 40, the MyPath' function represents the journey a user has made in the network during their session. The user may browse the list of objects that they have visited during a session. There are further options to save an object as part of their MyWorld personal library and also to remove an object from their path. The MyPath function may be useful to users in identifying areas of the network they have browsed before, and users may also elect to share a specific path or all paths with other users of the system.

Path data can be used to strengthen adaptive recommendations on an automatic basis, while also contributing to input of an automatic or semi-automatic recommendation for the setup of a new community or new topical area.

Cumulative usage data may also be of interest to users of the system as illustrated in the screen image 780 of FIG. 39. Table 782 shows an example of usage patterns shown on a temporal bases to reflect amount of interest in certain topical areas. While human users of the system can be easily overwhelmed with the amount of statistical information generated by usage data of many different kinds, the screen image displays the information in a manner so as to express multifaceted data for input into its adaptive recommendation functions.

Automatic Fuzzy Content Network Maintenance

The adaptive recommendations function and related sets of algorithms, in conjunction with the fuzzy network maintenance functions, may be used to automatically or semi-automatically update and enhance the fuzzy content network. These functions may be employed to determine new affinities and the appropriate degree of relationship among fuzzy network objects in the fuzzy network as a whole, within personal fuzzy network subsets, or sub-community-specific fuzzy network subsets. The automatic updating may include potentially setting a relationship between any two objects to zero (effectively deleting a relationship link).

The recommendation function and fuzzy network maintenance functions may operate completely automatically, performing in the background and updating affinities independently of human intervention, or the function may be used by users or special experts who rely on the adaptive recommendations to provide guidance in maintaining the fuzzy network as a whole, or maintaining specific fuzzy network subsets.

In either an autonomous mode of operation, or in conjunction with human expertise, the recommendation function may be used to integrate new content or content objects into the fuzzy content network.

As in the case of adaptive recommendations that are delivered to recipients to enhance their ability to effectively navigate and use the system, adaptive recommendations that function to update the fuzzy content network include algorithms that make inferences from the usage behaviors of system users. These inferences may be at the community level, sub-community level, or individual user level. Usage behaviors that may be included in the inferencing include online information accesses, traffic patterns and click streams associated with navigating the system structure, including buying and selling behaviors; physical locational information associated with stationary or mobile use of the system; collaborative behaviors among system users or systems users and people outside the system, that include written and oral communications; referencing behaviors of system users—for example,

56

the tagging of information for future reference; subscription and other self-profiling behavior of users; and direct feedback behaviors, such as the ratings or direct written feedback associated with objects or their attributes such as the objects' author, publisher, etc. The algorithms may also use information associated with temporal information associated with usage behaviors, including the duration of behaviors and the timing of the behaviors, where the behaviors may include those associated with reading or writing of written or graphical material, oral communications, including listening and talking, or duration of physical location of a system user.

In some embodiments, inferences regarding a plurality of usage behaviors may be used to adjust relationships and associated relationship values and indicators, as explained in the sample embodiment above. These fuzzy network structural modifications may be applied to multiple relationship types. Navigational access information may be used by the algorithms; that is, the relative level of traffic between two objects (each either a content object or a topic object) will influence the degree of relationship between the two objects. However, access information alone is likely to be insufficient for best results as navigation accesses are highly influenced by the current system structure, and therefore current structures would tend to be reinforced, limiting the level of adaptation. Therefore, other or additional behavioral information is preferentially used to overcome this bias. For example, duration of viewing objects typically provides a better indication of value of an object to a user than does just an object access, as does, for example, reference and reference organization cues, collaboration cues, and direct feedback. Therefore, this additional behavioral information may be used to adjust the strengths of relationships among objects.

As an example, where referenced or tagged information can be organized by users, the system may scan the referenced information and how it is organized, and the frequency of the organizational structures among users, to determine a preliminary degree of relationships in the system. This may be augmented by information associated with navigational accesses and the duration of the accesses.

As a simplified example, FIG. 44A depicts a simple fuzzy network 670a before application of the recommendation function and associated fuzzy network maintenance functions. FIG. 44B depicts fuzzy network 670b, resulting from the application of the recommendation function and associated fuzzy network maintenance functions to fuzzy network 670a. (For the sake of simplicity, relationship indicators are not shown.)

The fuzzy network 670a may have a popular access path 672a from Node X to Node Y, which in turn has a popular access path 674a to Node Z. Assuming the existing relationships along that path are of similar strength, it might suggest, without any additional information, that these relationships should perhaps be strengthened due to the high popularity of the path. However, more usage behavioral information may suggest a different fuzzy network updating approach. For example, the duration of accesses of Node X and Node Z were generally significantly higher than for Node Y, a better structural update might be to increase, or establish, the relationship between Node X and Node Z, as is shown in the fuzzy network 670b. After application of an algorithm that incorporates the durational usage behavioral cues, a relationship 676b is established between Node X and Node Z. In addition, in this example, the former relationship 672a between Node X and Node Y is deleted (in practice, it might just be weakened in strength).

The structural transformation from fuzzy network 670a to 670b as shown would be even more reinforced if additional

usage behavioral information supported reinforced the access durational-based inferences on preferences. For example, if Node X and Node Z were more frequently referenced by users than Node Y, and were organized such as to imply close affinity (for example, stored in the same personal topical area). This would be more confirming information to strengthen the relationship between Node X and Node Z, and to weaken or eliminate the relationship between Node X and Node Y.

The relationship updating algorithm may temper potential relationship updating, including adding new relationships, with global considerations related to optimal connections among network objects. For example, too few relationships, or relationships with insufficient spread of strength values tend to inhibit effective navigation, but on the other hand too many relationships also is not optimal. The algorithm may strive to maintain an optimal richness of relationships while updating the fuzzy content network based on usage characteristics. The algorithm may use preferential distributions based on fuzzy network metrics such as connectedness and influence to optimize the fuzzy network relationship topologies.

The recommendation function or related algorithms, in conjunction with the fuzzy content network maintenance functions, may also be extended to scan, evaluate, and determine fuzzy network subsets that have special characteristics. For example, the recommendation function or related algorithms may suggest that certain of the fuzzy network subsets that have been evaluated are candidates for special designation. This may include being a candidate for becoming a topical area. The recommendation function may suggest to human users or experts the fuzzy network subset that is suggested to become a topical area, along with existing topical areas that are deemed by the recommendation function to be "closest" in relationship to the new suggested topical area. A human user or expert may then be invited to add a topic, along with associated meta-information, and may manually create relationships between the new topic and existing topics. Statistical pattern matching or learning algorithms used to identify such fuzzy network subsets may include, but are not limited to, semantic network techniques, Bayesian analytical techniques, neural network-based techniques, k-nearest neighbor, support vector machine-based techniques, or other statistical analytical techniques.

The algorithms may apply fuzzy network usage behaviors, along with user community segmentations, to determine new topical areas. The algorithms may be augmented with global considerations related to optimal topologies of fuzzy network structures so as to deliver the most effective usability. For example, too many topics, or topics not sufficiently spread across the over domain of information or knowledge addressed by the system, tend to inhibit effective navigation and use. The algorithm may strive to maintain an optimal richness of topical areas. The algorithm may use preferential distributions based on fuzzy network metrics such as connectedness and influence to optimize the fuzzy network relationship topologies. This approach may also be employed in suggesting topical areas for deletion.

Or, the recommendation function or related algorithms, in conjunction with the fuzzy content network maintenance functions, may automatically generate the topic object and associated meta-information, and may automatically generate the relationships and relationship indicators and their values between the newly created topic object and other topic objects in the fuzzy network.

In some embodiments this capability may be extended such that the recommendation function or related algorithms,

along with fuzzy network maintenance functions, automatically maintain the fuzzy network and identified fuzzy network subsets. The recommendation function may not only identify new topical areas, generate associated topic objects, associated relationships and relationship indicators among the new topic objects and existing topic objects, and the associated values of the relationships indicators, but also identify topic objects that are candidates for deletion, and in some embodiments may automatically delete the topic object and its associated relationships.

The adaptive recommendations function, in conjunction with the fuzzy network maintenance functions, may likewise identify content objects that are candidates for deletion, and may automatically delete the associated content objects and their associated relationships.

In this way the adaptive recommendations function or related algorithms, along with the fuzzy content network maintenance functions, may automatically adapt the structure of the fuzzy network itself on a periodic or continuous basis to enable the best possible experience for the fuzzy network's users.

As in network embodiments, when a new fuzzy content network is initialized, the adaptive recommendation function may also serve as a training mechanism for the new network. Given a distribution of content, relationships and relationships types, metrics and usage behaviors associated with scope, subject and other experiential data of other fuzzy content networks, a module of the adaptive recommendation function may automatically begin assimilation of content objects into a fuzzy content network, with intervention as required by humans. Clusters of newly assimilated content objects may enable inferences resulting in the suggestion of new topical objects and communities, and associated relationship types and indicators may also be automatically created and updated. This functionality of the adaptive recommendation engine may also be applied when two or more fuzzy content networks are brought together and require integration.

Each of the automatic steps listed above may be interactive with human users and experts as desired.

Social Network Analysis in Fuzzy Content Object Networks

Social network analysis may be conducted with adaptive recombinant system 800 in multiple ways. First, the representation of a person or people may be explicitly through content objects in the fuzzy content network. Special people-type content objects may be available, for example. Such a content object may have relevant meta-information such as an image of the person, and associated biography, affiliated organization, contact information, etc. The content object may be related to other content objects that the person or persons personally contributed to, topics that they have particular interest or expertise in, or any other system objects with which the person or persons have an affinity. Tracking information associated with access to these content objects by specific users, and/or user sub-communities may be determined as described above.

Furthermore, collaborative usage patterns may be used to understand direct communications interactions among persons, in addition to indirect interactions (e.g., interactions related to the content associated with a person). The physical location of people may be tracked, enabling an inference of in-person interactions, in addition to collaborations at a distance.

Second, specific people may be associated with specific content and topic objects—for example, the author of a particular content object. These people may or may not have explicit associated people-type content objects. Metrics

related to the popularity, connectedness, and influence of a person's associated content may be calculated to provide measurement and insights associated with the underlying social network. The associations with content objects may be with a group of people rather than a single individual such as an author. For example, the metrics may be calculated for organizations affiliated with content objects. An example is the publisher of the associated content.

In either of the approaches described above, report-based and graphical-based formats may be used to display attributes of the underlying social network. These may include on-line or printed displays that illustrate how communities or sub-communities of users directly access a set of people (through the associated content objects), or indirectly through associated content affiliated with the set of people.

Adaptive Processes and Process Networks

The adaptive system **100** and the adaptive recombinant system **800** enable the effective implementation of computer-based or computer-assisted processes. Processes involve a sequence of activity steps or stages that may be explicitly defined, and such sequences are sometimes termed "workflow." These processes may involve structures that require, or encourage, a step or stage to be completed before the next step or stage may be conducted. Additional relevant details on process-based applications and implementations of adaptive networks is disclosed in U.S. Provisional Patent Application, No. 60/572,565, entitled "A Method and System for Adaptive Processes," which is incorporated herein by reference, as if set forth in its entirety.

A set of relationships and associated relationship indicators may be employed to designate process flows among objects in a fuzzy network, or fuzzy content network. The existence of a process relationship between object *x* and object *y* implies that *x* precedes *y* in a specified process. A process relationship may exist between object *x* and a plurality of other objects. In these embodiments, a user may have a choice of multiple process step options from an originating process step. The values of a plurality relationship indicators associated with the process relationships between an object and a plurality of objects may be different.

A plurality of process relationship indicators may be designated among the objects in a fuzzy content network, which enables objects to be organized in a plurality of processes.

Display functions enable a user to navigate through a fuzzy network or fuzzy network subset via objects that have process relations between them. At each process step, corresponding to accessing the corresponding object, the user may have the ability to navigate to other related objects, which can be advantageous in providing the user with relevant information to facilitate executing the corresponding process step.

Fuzzy processes may be organized into fuzzy sub-processes through selection of a subset of objects corresponding to a contiguous set of process steps, along with all other objects related to the process step objects, or more generally, as the set of all objects within a specified fractional degrees of separation from each of the process step objects.

New fuzzy processes may be generated by combining fuzzy process sub-networks into new fuzzy process networks using the fuzzy network union, intersection and other operators.

FIG. 45 depicts various hardware topologies that the adaptive system **100** or the adaptive recombinant system **800** may embody. Servers **950**, **952**, and **954** are shown, perhaps residing a different physical locations, and potentially belonging to different organizations or individuals. A standard PC workstation **956** is connected to the server in a contemporary fashion. In this instance, the systems **100** or **800** may reside on

the server **950**, but may be accessed by the workstation **956**. A terminal or display-only device **958** and a workstation setup **960** are also shown. The PC workstation **956** may be connected to a portable processing device (not shown), such as a mobile telephony device, which may be a mobile phone or a personal digital assistant (PDA). The mobile telephony device or PDA may, in turn, be connected to another wireless device such as a telephone or a GPS receiver.

FIG. 45 also features a network of wireless or other portable devices **962**. The adaptive system **100** or the adaptive recombinant system **800** may reside, in part or as a whole, on all of the devices **962**, periodically or continuously communicating with the central server **952**, as required. A workstation **964** connected in a peer-to-peer fashion with a plurality of other computers is also shown. In this computing topology, the systems **100** or **800**, as a whole or in part, may reside on each of the peer computers **964**.

Computing system **966** represents a PC or other computing system which connects through a gateway or other host in order to access the server **952** on which the systems **100** or **800** reside. An appliance **968**, includes software "hardwired" into a physical device, or may utilize software running on another system that does not itself host the systems **100** or **800**. The appliance **968** is able to access a computing system that hosts an instance of the system **100** or **800**, such as the server **952**, and is able to interact with the instance of the system **100** or **800**.

While the present invention has been described with respect to a limited number of embodiments, those skilled in the art will appreciate numerous modifications and variations therefrom. It is intended that the appended claims cover all such modifications and variations as fall within the true spirit and scope of this present invention.

What is claimed is:

1. An adaptive self-modifying system, comprising:

at least one storage device configured to store:

a content aspect comprising information;

a [computer-implemented] structural aspect comprising the content aspect and associated objects and relationships; and

a usage aspect, comprising captured usage behaviors, wherein the usage behaviors are associated with one or more users; and

at least one processing device configured to execute a plurality of functions including:

a function that automatically modifies the structural aspect, wherein a modification is based, at least in part, on a plurality of usage behaviors of the one or more users corresponding to a plurality of usage behavior categories; and

a navigation function that enables a user to access the modified structural aspect and that captures usage behaviors associated with the user's access of the modified structural aspect.

2. The adaptive self-modifying system of claim 1, wherein the information is selected from a group consisting of text, graphics, audio, video, interactive forms of content, applets, tutorials, courses, demonstrations, advertising content, modules, sections of executable code, and computer programs.

3. The adaptive self-modifying system of claim 1, the usage aspect further comprising one or more usage behaviors, wherein each usage behavior is associated with either [a] the user, one or more user communities, or [a] the user and the one or more user communities simultaneously, wherein the user comprises a single-member subset of the one or more users and a community of the one or more user communities comprises a multiple-member subset of the one or more users.

61

4. The adaptive self-modifying system of claim 1, wherein [a] the user of the one or more users is selected from a group consisting of a computer-based system, a second adaptive system, and a human being.

5. The adaptive self-modifying system of claim 1, the usage aspect further comprising:

usage behavior categories, wherein the usage behavior categories are selected from a group consisting of navigation and access patterns, collaborative patterns, direct feedback patterns, subscription patterns, self-profiling patterns, reference patterns, and physical location patterns.

6. The adaptive self-modifying system of claim 1, the usage aspect further comprising one or more user communities, wherein the one or more user communities are automatically generated based on usage behaviors.

7. The adaptive self-modifying system of claim 1, wherein an algorithm applies pattern matching of information embodied in the structural aspect and content aspect to produce content interpretation patterns, and associates the content interpretation patterns with usage patterns.

8. The adaptive self-modifying system of claim 1, wherein [a] the function that automatically modifies the structural aspect comprises:

a function that automatically modifies a structural element, wherein the function that automatically modifies [a] the structural element is selected from the group consisting of a function to generate a new relationship, a function to modify an existing relationship, a function to delete an existing relationship, a function to add an object, a function to modify [an] the object, and a function to delete [an] the object.

9. The adaptive self-modifying system of claim 8, wherein [a] the function to modify [an] the object comprises:

a function that automatically modifies an information element of the content aspect.

10. The adaptive self-modifying system of claim 1, wherein [a computer-implemented] the structural aspect comprising the content aspect and associated objects and relationships comprises:

a fuzzy network structure comprising a plurality of objects, wherein two objects of the plurality of objects have one or more relationships types, and one or more relationships associated with each relationship type, each relationship being uni-directional or bi-directional, and each direction of each relationship has an associated relationship indicator, wherein the relationship indicators associated with each direction are not necessarily [the] a same magnitude.

11. The adaptive self-modifying system of claim 10, further comprising:

a function that automatically modifies a structural element, wherein the function that automatically modifies [a] the structural element is selected from the group consisting of a function to generate a new relationship type, a function to generate a new relationship and associated relationship indicators, a function to modify a relationship indicator, a function to add an object, and a function to delete [an] the object.

12. An adaptive recombinant system, comprising:

at least one storage device configured to store:

a content aspect comprising information;

a computer-implemented structural aspect accessible by a user comprising the content aspect and associated objects and relationships;

62

a usage aspect, comprising captured usage behaviors, wherein the usage behaviors are associated with one or more users; and

at least one processing device configured to execute:

a function that automatically combines a plurality of subsets of the structural aspect, wherein a subset is comprised of a plurality of objects and at least one relationship, and wherein the combining is based, at least in part, on a plurality of usage behaviors of the one or more users corresponding to one or more usage behavior categories.

13. The adaptive recombinant system of claim 12, further comprising:

a syndication function, wherein the syndication function syndicates a structural subset to a destination structural subset.

14. The adaptive recombinant system of claim 12, further comprising:

an object evaluation function.

15. The adaptive recombinant system of claim 12, wherein [a computer-implemented] the structural aspect accessible by [a] the user comprising the content aspect and associated objects and relationships comprises:

a fuzzy network structure comprising a plurality of objects, wherein two objects of the plurality of objects have one or more relationships types, and one or more relationships associated with each relationship type, each relationship being uni-directional or bi-directional, and each direction of each relationship has an associated relationship indicator, wherein the relationship indicators associated with each direction are not necessarily [the] a same magnitude.

16. The adaptive recombinant system of claim 15, further comprising:

a fuzzy network operator function, wherein the fuzzy network operator function is selected from a group consisting of a fuzzy network select function, a fuzzy network union function, a fuzzy network intersection function, a fuzzy network difference function, a fuzzy network complement function, and a fuzzy network resolution function.

17. A recombinant fuzzy network system, comprising:

a first computer-implemented system comprising a structural aspect accessible by a user comprising a first fuzzy network structure, wherein the first fuzzy network structure comprises a plurality of objects, wherein two objects of the first plurality of objects have one or more relationships types, and one or more relationships associated with each relationship type, each relationship being uni-directional or bi-directional, and each direction of each relationship has an associated relationship indicator, wherein the relationship indicators associated with each direction are not necessarily [the] a same magnitude the content aspect and associated objects and relationships; and

at least one processing device configured to execute:

a function to select a fuzzy network subset from a second computer-implemented system comprising a second fuzzy network structure, wherein the second fuzzy network structure comprises a second plurality of objects, wherein two objects of the second plurality of objects have one or more second relationships types, each second relationship being uni-directional or bi-directional, and each direction of each second relationship has an associated second relationship indicator, wherein the second relationship indicators associated with each direction are not necessarily

63

[the] a same magnitude the content aspect and associated objects and relationships, wherein the fuzzy network subset comprises [a] the second plurality of objects and at least one second relationship;

a function to syndicate the fuzzy network subset to the first computer-implemented system; and

a function to combine the syndicated fuzzy network subsets with a fuzzy network subset of the first computer-implemented system.

18. The recombinant fuzzy network system of claim 17, wherein [a] the function to combine the syndicated fuzzy network subset with [a] the fuzzy network subset of the first computer-implemented system comprises:

an object evaluation function.

19. The recombinant fuzzy network system of claim 17, wherein [a] the function to combine the syndicated fuzzy network subsets with [a] the fuzzy network subset of the first computer-implemented system comprises:

a fuzzy network operator function, wherein the fuzzy network operator function is selected from a group consisting of, a fuzzy network union function, a fuzzy network intersection function, a fuzzy network difference function, a fuzzy network complement function, and a fuzzy network resolution function.

20. The recombinant fuzzy network system of claim 17, further comprising:

means to evaluate a plurality of fuzzy network structures; and

means to preferentially combine a plurality of fuzzy network structures based on evaluations of the fuzzy network structures.

21. An adaptive self-modifying system, comprising:

at least one storage device configured to store:

a content aspect comprising information;

a structural aspect comprising the content aspect and associated objects and relationships; and

a usage aspect comprising captured usage behaviors, wherein the captured usage behaviors are associated with users; and

at least one processing device configured to execute:

a function that automatically modifies the structural aspect into a modified structural aspect based, at least in part, on the captured usage behaviors of the users and corresponding to a plurality of usage behavior categories; and

a navigation function that enables an additional user to access the modified structural aspect and that captures the captured usage behaviors associated with access by the additional user of the modified computer-implemented structural aspect.

22. The adaptive self-modifying system of claim 21, wherein the information is selected from a group consisting of text, graphics, audio, video, interactive forms of content, applets, tutorials, courses, demonstrations, advertising content, modules, sections of executable code, and computer programs.

23. The adaptive self-modifying system of claim 21, wherein each of the captured usage behaviors is associated with either one of the users, one or more user communities, or one of the users and one or more user communities simultaneously, wherein each of the users comprises a single-member subset of the users and a community of the one or more user communities comprises a multiple-member subset of the users.

64

24. The adaptive self-modifying system of claim 21, wherein one of the users is selected from a group consisting of a computer-based system, a second adaptive system, and a human being.

25. The adaptive self-modifying system of claim 21, wherein the plurality of usage behavior categories are selected from a group consisting of navigation and access patterns, collaborative patterns, direct feedback patterns, subscription patterns, self-profiling patterns, reference patterns, and physical location patterns.

26. The adaptive self-modifying system of claim 21, wherein one or more user communities are automatically generated based on the captured usage behaviors.

27. The adaptive self-modifying system of claim 21, wherein an algorithm applies pattern matching of the information embodied in the computer-implemented structural aspect and the content aspect to produce content interpretation patterns, and associates the content interpretation patterns with usage patterns.

28. The adaptive self-modifying system of claim 21, wherein the function that automatically modifies the structural aspect comprises a function that automatically modifies a structural element, and the function that automatically modifies the structural element is selected from the group consisting of a function to generate a new relationship, a function to modify an existing relationship, a function to delete the existing relationship, a function to add an object, a function to modify the object, and a function to delete the object.

29. The adaptive self-modifying system of claim 28, wherein the function to modify the object comprises a function that automatically modifies an information element of the content aspect.

30. The adaptive self-modifying system of claim 21, wherein the structural aspect comprises the fuzzy network structure comprising the objects, wherein:

two of the objects have relationships types,

the relationships are associated with the relationship types,

the relationships are uni-directional or bi-directional and have associated relationship indicators, and the relationship indicators do not necessarily have a same magnitude.

31. The adaptive self-modifying system of claim 30, wherein the function that automatically modifies the structural aspect is selected from a group consisting of a function to generate a new relationship type, a function to generate a new relationship and associated new relationship indicators, a function to modify the relationship indicators, a function to add an additional object, and a function to delete one of the objects.

32. An adaptive recombinant system, comprising:

at least one storage device configured to store:

a content aspect comprising information;

a structural aspect accessible by a user and comprising the content aspect and associated objects and relationships; and

a usage aspect comprising captured usage behaviors, wherein the captured usage behaviors are associated with additional users; and

at least one processing device configured to execute:

a function that automatically combines a plurality of subsets of the structural aspect, wherein the plurality of subsets each comprise a plurality of the objects and at least one of the relationships, and wherein automatically combining the plurality of subsets is based, at least in part, on a plurality of the captured usage

65

behaviors associated with the additional users and corresponding to one or more usage behavior categories.

33. The adaptive recombinant system of claim 32, further comprising a syndication function, wherein the syndication function syndicates a structural one of the plurality of subsets to a destination structural one of the plurality of subsets.

34. The adaptive recombinant system of claim 32, further comprising an evaluation function for the objects.

35. The adaptive recombinant system of claim 32, wherein the structural aspect comprises a fuzzy network structure comprising the objects, wherein:

two of the objects have one or more relationships types, the relationships are associated with the one or more relationship types,

the relationships are uni-directional or bi-directional and have associated relationship indicators that are not necessarily a same magnitude.

36. The adaptive recombinant system of claim 35, further comprising a fuzzy network operator function selected from a group consisting of a fuzzy network select function, a fuzzy network union function, a fuzzy network intersection function, a fuzzy network difference function, a fuzzy network complement function, and a fuzzy network resolution function.

37. A recombinant fuzzy network system, comprising:

at least one storage device configured to store a first system comprising a structural aspect accessible by a user and comprising a first fuzzy network structure, wherein the first fuzzy network structure comprises a first plurality of objects, two of the first plurality of objects have one or more relationships types, relationships for the first fuzzy network structure are associated with each of the one or more relationship types, and each of the relationships for the first fuzzy network structure are uni-directional or bi-directional and have associated relationship indicators that are not necessarily a same magnitude; and at least one processing device configured to execute:

a function to select a first fuzzy network subset from a second system comprising a second fuzzy network

66

structure, wherein the second fuzzy network structure comprises a second plurality of objects, two of the second plurality of objects have one or more relationships types, relationships for the second fuzzy network structure are associated with each of the one or more relationship types, each of the relationships for the second fuzzy network structure are uni-directional or bi-directional and have associated relationship indicators that are not necessarily a same magnitude, and wherein the first fuzzy network subset comprises some of the second plurality of objects of the second fuzzy network structure and at least one of the relationships for the second fuzzy network structure;

a function to syndicate the first fuzzy network subset to the first computer-implemented system; and

a function to combine the first fuzzy network subset with a second fuzzy network subset of the first computer-implemented system.

38. The recombinant fuzzy network system of claim 37, wherein the function to combine the first fuzzy network subset with a second fuzzy network subset of the first computer-implemented system comprises an object evaluation function.

39. The recombinant fuzzy network system of claim 37, wherein the function to combine the first fuzzy network subset with a second fuzzy network subset of the first computer-implemented system comprises a fuzzy network operator function, wherein the fuzzy network operator function is selected from a group consisting of, a fuzzy network union function, a fuzzy network intersection function, a fuzzy network difference function, a fuzzy network complement function, and a fuzzy network resolution function.

40. The recombinant fuzzy network system of claim 37, further comprising:

means to evaluate the first fuzzy network structure and the second fuzzy network structure; and

means to preferentially combine the first fuzzy network structure and the second fuzzy network structure based on the evaluation of the first fuzzy network structure and the second fuzzy network structure.

* * * * *