



US00D535682S

(12) **United States Design Patent**  
**Paulson**

(10) **Patent No.:** **US D535,682 S**

(45) **Date of Patent:** **\*\* Jan. 23, 2007**

(54) **EYEGLASSES**

D514,615 S \* 2/2006 Mangum ..... D16/326

(76) Inventor: **Roy Paulson**, 46752 Rainbow Canyon Rd., Temecula, CA (US) 92592

\* cited by examiner

*Primary Examiner*—Raphael Barkai

(74) *Attorney, Agent, or Firm*—Donn K. Harms

(\*\*) Term: **14 Years**

(57) **CLAIM**

(21) Appl. No.: **29/241,384**

The ornamental design for eyeglasses, as shown and described.

(22) Filed: **Oct. 25, 2005**

**DESCRIPTION**

(51) **LOC (8) Cl.** ..... **16-06**

(52) **U.S. Cl.** ..... **D16/315; D16/335**

(58) **Field of Classification Search** ..... D16/300–330,  
D16/101, 332–338; D29/109–110; D24/110.2;  
351/41, 44, 51–52, 62, 158, 92, 103–111,  
351/130, 61, 114–119, 121–123; 2/426–432,  
2/448, 441, 447, 434–437

FIG. 1 is a front perspective view of the eyeglasses of the present invention;

FIG. 2 is a left side elevational view of the eyeglasses of FIG. 1;

FIG. 3 is a right side elevational view of the eyeglasses of FIG. 1;

FIG. 4 is a rear elevational view of the eyeglasses of FIG. 1.

FIG. 5 is a bottom plan view of the eyeglasses of FIG. 1;

FIG. 6 is a front elevational view of the eyeglasses of FIG. 1; and,

FIG. 7 is a top plan view of the eyeglasses of FIG. 1.

See application file for complete search history.


(56) **References Cited**

**U.S. PATENT DOCUMENTS**

D398,021 S \* 9/1998 Bolle ..... D16/319

D476,354 S \* 6/2003 Chen ..... D16/315

**1 Claim, 4 Drawing Sheets**



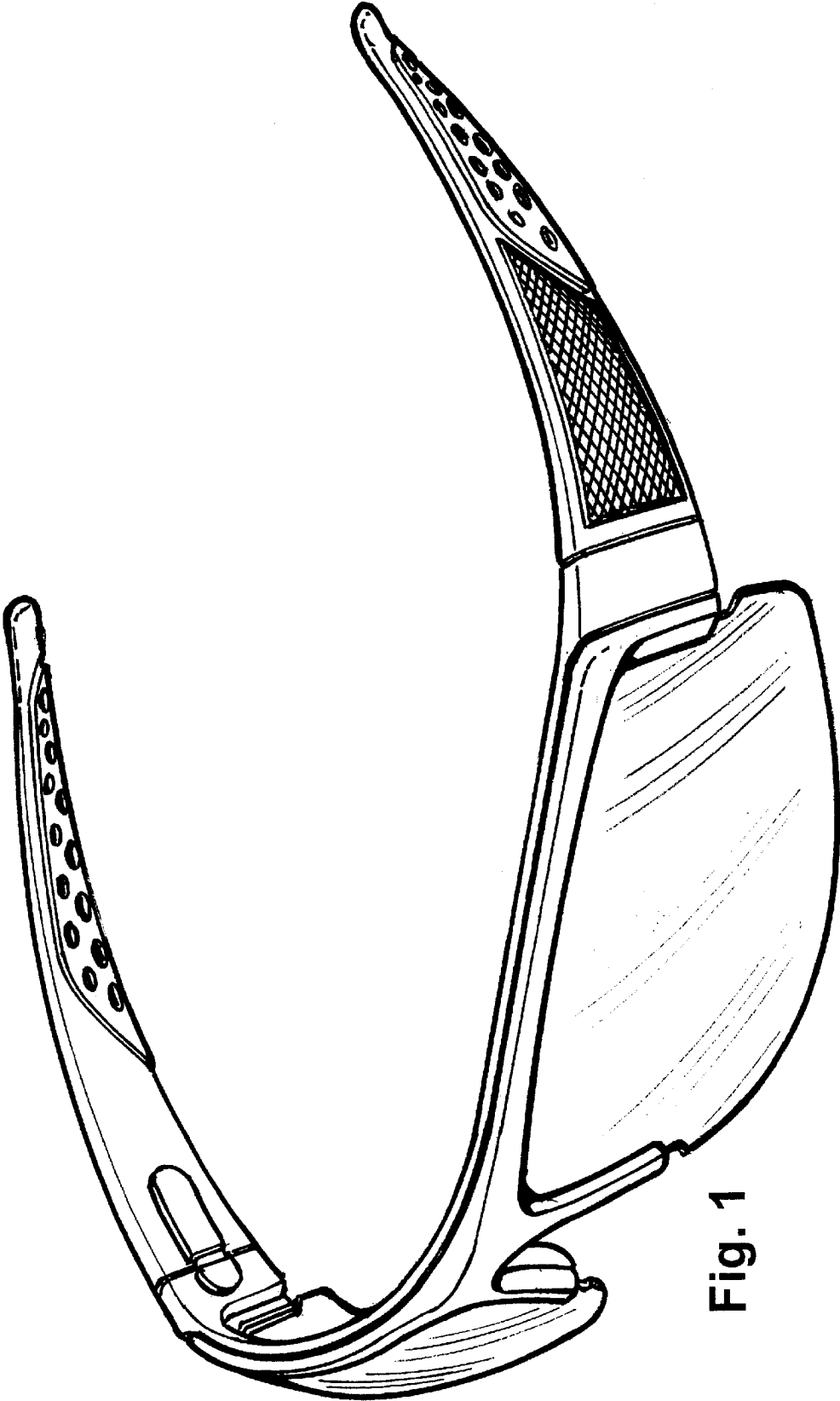


Fig. 1

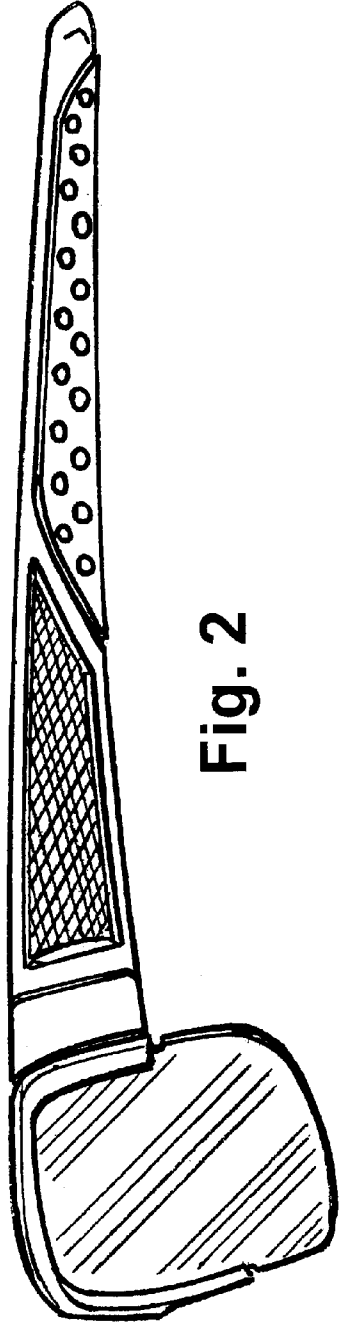


Fig. 2

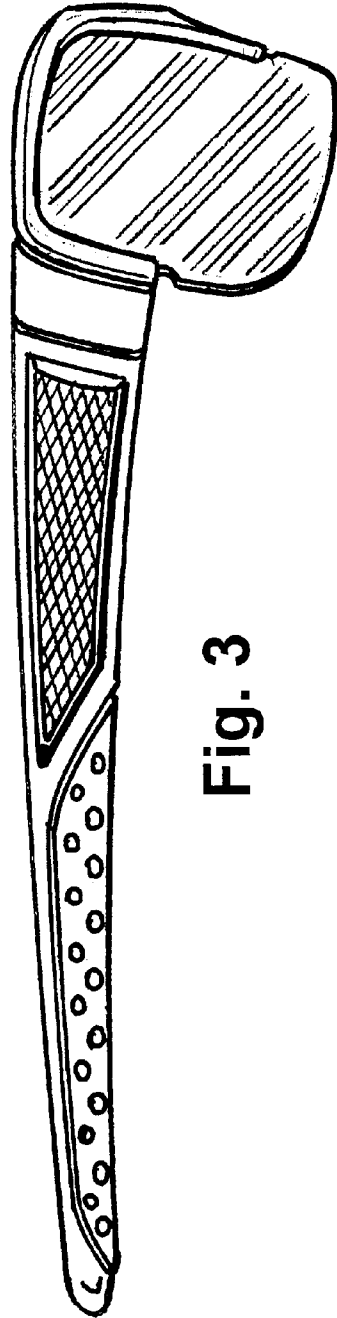


Fig. 3

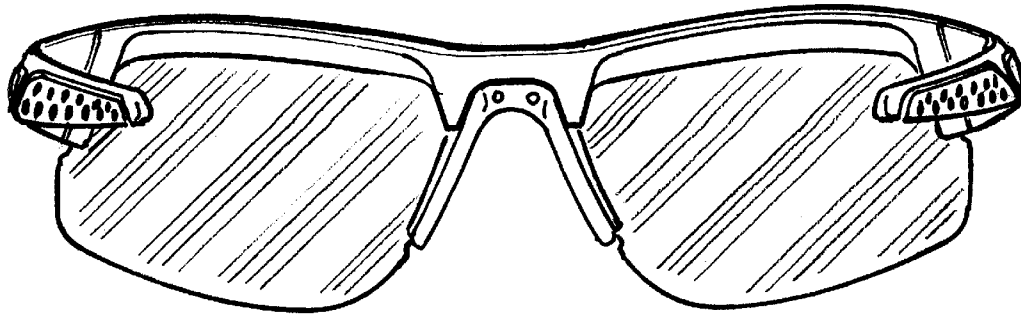


Fig. 4

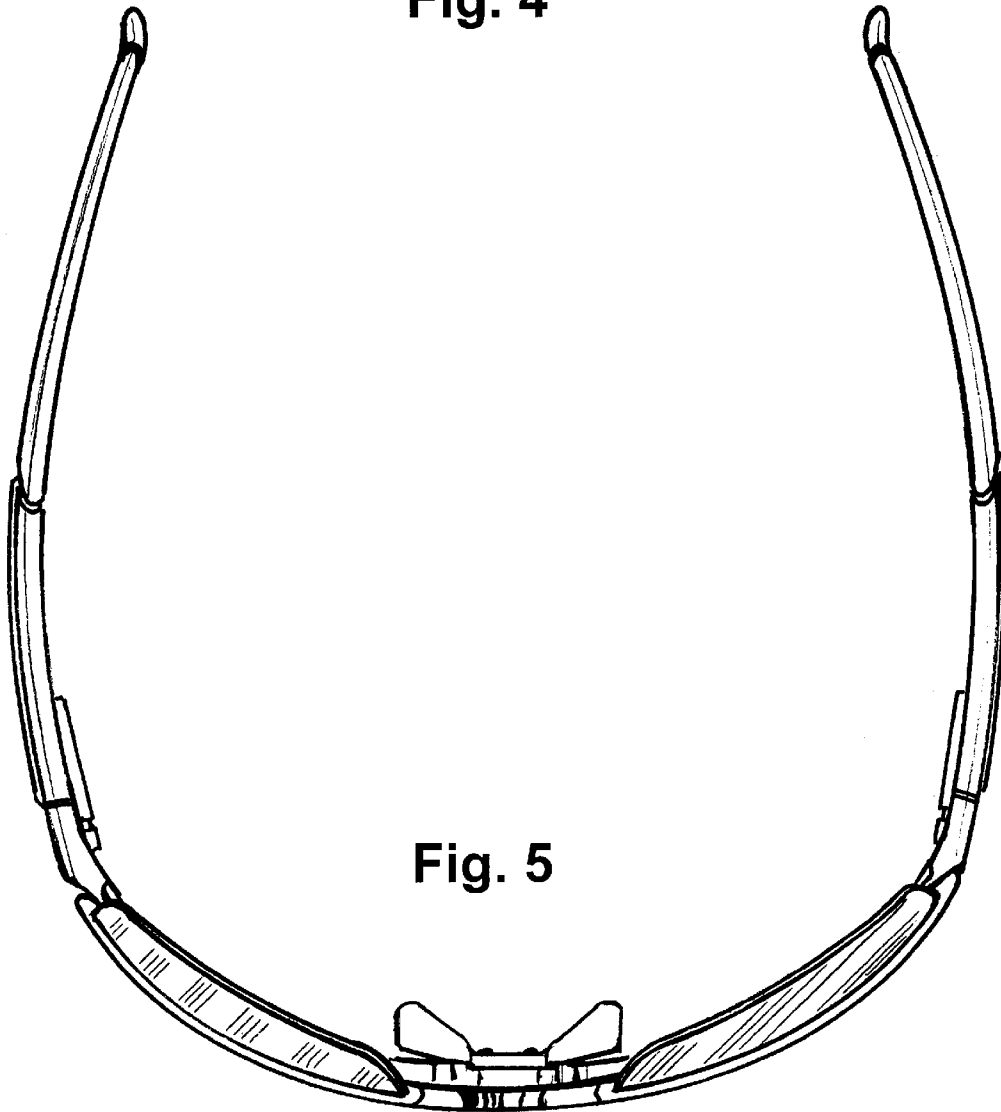


Fig. 5




Fig. 6

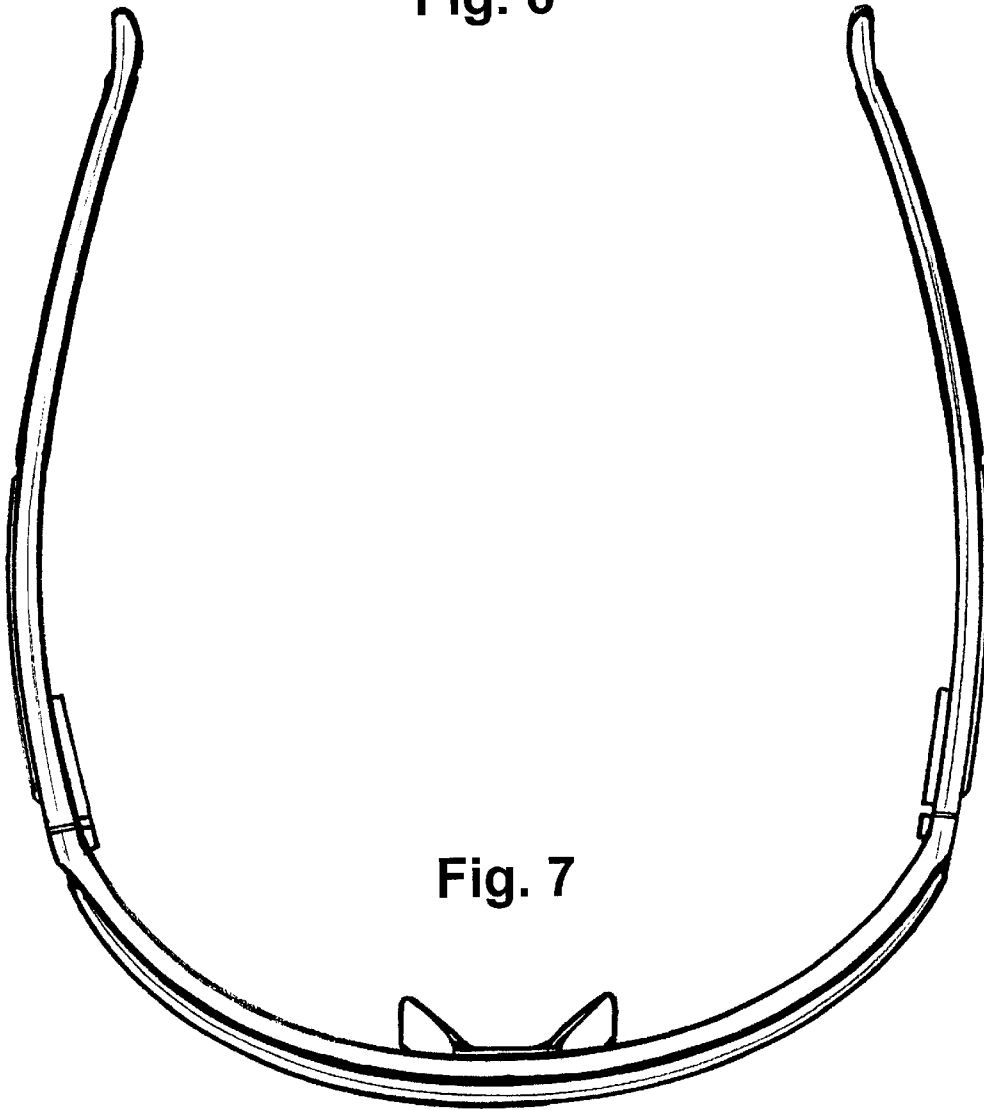


Fig. 7