



US00D724152S

(12) **United States Design Patent**  
**Theobald, III**

(10) **Patent No.:** **US D724,152 S**

(45) **Date of Patent:** **\*\* Mar. 10, 2015**

(54) **SIGN BASE**

(71) Applicant: **C. J. Theobald, III**, Louisville, KY (US)

(72) Inventor: **C. J. Theobald, III**, Louisville, KY (US)

(\*\*) Term: **14 Years**

(21) Appl. No.: **29/434,368**

(22) Filed: **Oct. 12, 2012**

(51) **LOC (10) Cl.** ..... **20-03**

(52) **U.S. Cl.**  
USPC ..... **D20/43**

(58) **Field of Classification Search**  
CPC ..... G09F 1/10; G09F 1/12; G09F 1/14;  
G09F 3/08; G09F 3/16; G09F 3/18; G09F  
3/20; G09F 3/2001-3/2004; G09F 7/02;  
G09F 7/04; G09F 7/08; G09F 7/18; G09F  
7/20; G09F 7/22; G09F 11/00; G09F 11/12;  
G09F 11/18; G09F 15/00; G09F 15/005;  
G09F 15/0056; G09F 13/27  
USPC ..... D20/10, 19, 41, 43, 99; 40/514, 518,  
40/606.01, 606.02, 605, 607.01, 642.02,  
40/643, 644, 647, 649, 651-655, 658, 661,  
40/661.01, 661.03, 661.05-661.09, 662,  
40/666

See application file for complete search history.

(56) **References Cited**

U.S. PATENT DOCUMENTS

D392,686	S	*	3/1998	Sarkisian et al.	.....	D20/41
D468,362	S	*	1/2003	Zarelius	.....	D20/99
6,571,496	B2	*	6/2003	Zarelius	.....	40/514
D562,909	S	*	2/2008	Meijer	.....	D20/43
D578,574	S	*	10/2008	Lundgren	.....	D20/99
D592,706	S	*	5/2009	Zarelius	.....	D20/43
D654,540	S	*	2/2012	Zarelius	.....	D20/43
D699,790	S	*	2/2014	Zhu et al.	.....	D20/43
2002/0050083	A1	*	5/2002	Zarelius	.....	40/514
2006/0117624	A1	*	6/2006	Hillstrom et al.	.....	40/607.01
2009/0320341	A1	*	12/2009	Hillstrom et al.	.....	40/606.02
2010/0226116	A1	*	9/2010	Brainard	.....	362/84

\* cited by examiner

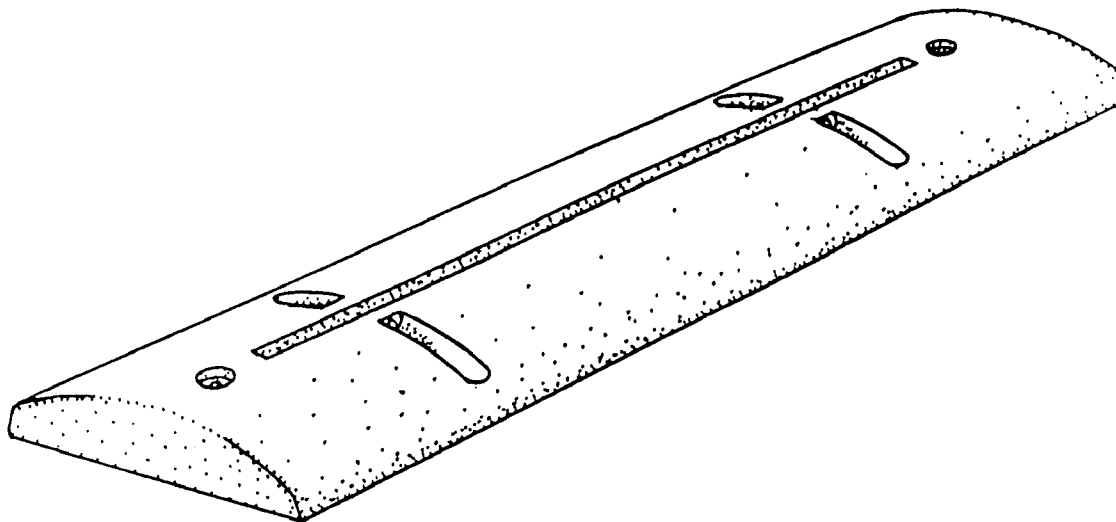
*Primary Examiner* — Mary Ann Calabrese  
(74) *Attorney, Agent, or Firm* — Camoriano and Associates

(57) **CLAIM**  
The ornamental design for a sign base, as shown and described.

**DESCRIPTION**

FIG. 1 is a perspective view of a sign base;  
FIG. 2 is a top view of the sign base of FIG. 1;  
FIG. 3 is a front view of the sign base of FIG. 1, which is the same as the rear view thereof; and,  
FIG. 4 is a left side view of the sign base of FIG. 1, which is the same as the right side view thereof.  
The bottom of the sign base of FIG. 1 is planar. However, no bottom view is shown or claimed herein, because the bottom of the sign base is not seen when the product is in use.

**1 Claim, 1 Drawing Sheet**



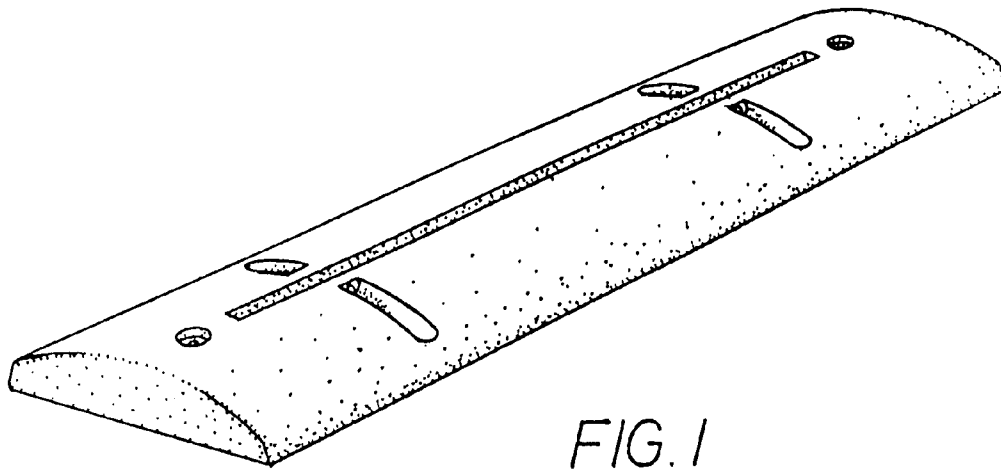


FIG. 1

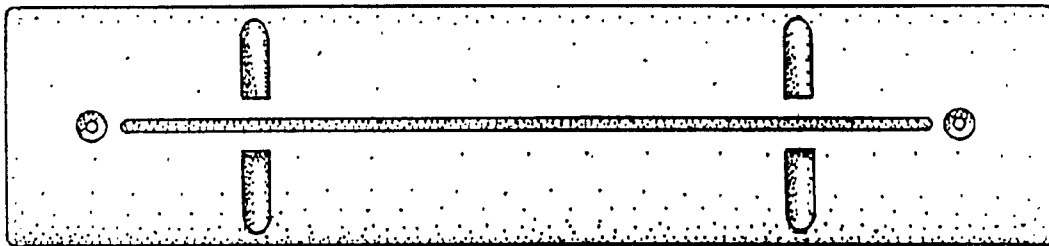


FIG. 2



FIG. 3



FIG. 4